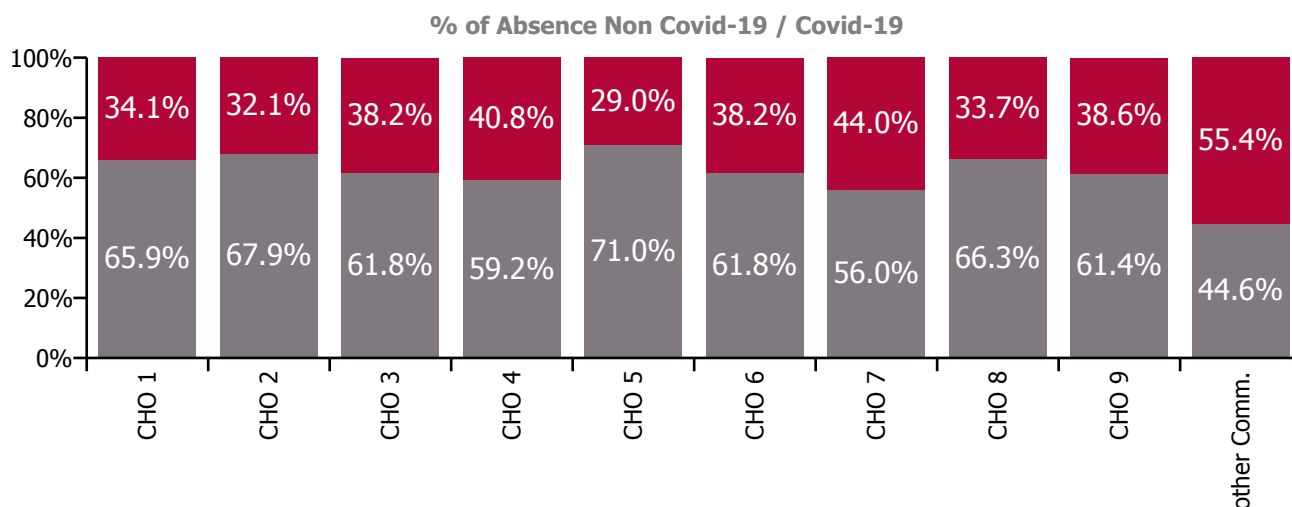
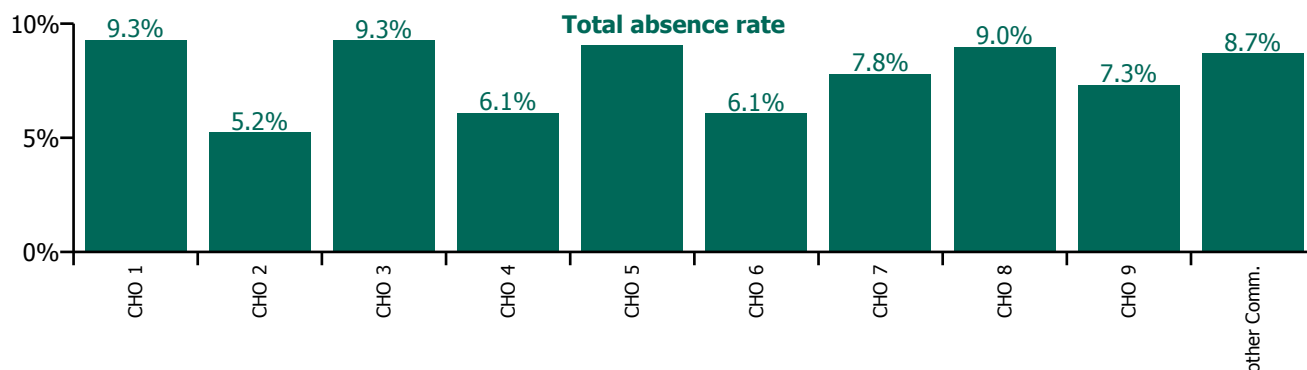


December 2021

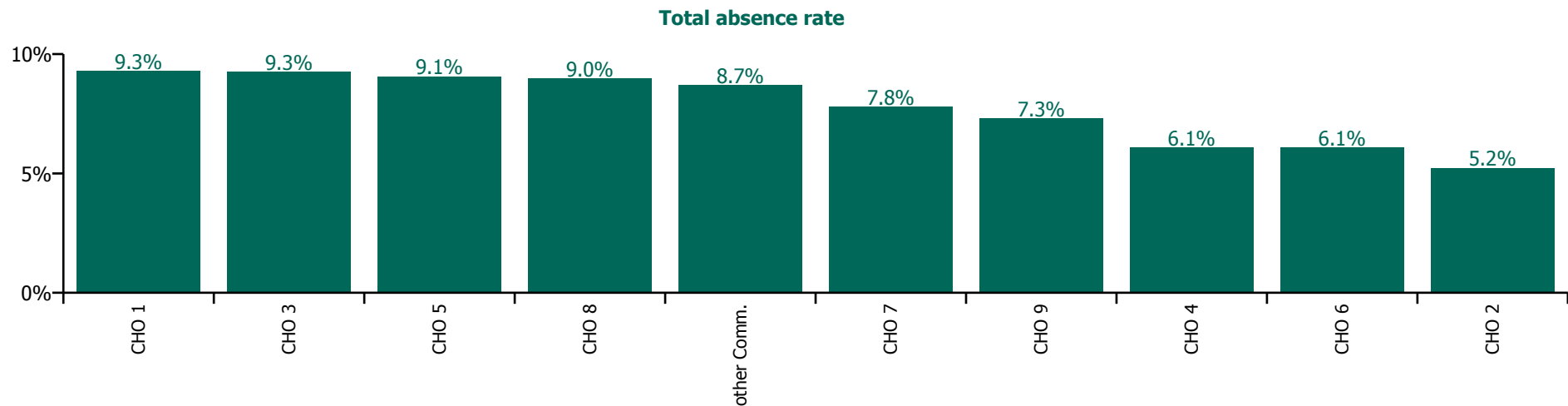
Health Service Absence Rate - by Staff Category: Dec 2021	Certified absence	Self-certified absence	Non Covid-19 absence	Covid-19 absence	Total absence rate	% Non Covid-19 absence	% Covid-19 absence
Mental Health	4.3%	0.4%	4.8%	2.9%	7.7%	62.1%	37.9%
Medical & Dental	1.8%	0.2%	2.0%	0.9%	2.8%	69.6%	30.4%
Nursing & Midwifery	4.7%	0.5%	5.2%	3.8%	9.1%	58.0%	42.0%
Health & Social Care Professionals	3.6%	0.3%	3.8%	1.6%	5.4%	71.0%	29.0%
Management & Administrative	3.3%	0.2%	3.5%	1.7%	5.2%	68.0%	32.0%
General Support	6.8%	0.4%	7.2%	2.5%	9.7%	74.2%	25.8%
Patient & Client Care	4.9%	0.5%	5.4%	3.3%	8.7%	61.8%	38.2%

Health Service Absence Rate - Care Group by CHO: Dec 2021	Certified absence	Self-certified absence	Non Covid-19 absence	Covid-19 absence	Total absence rate	% Non Covid-19 absence	% Covid-19 absence
Mental Health	4.3%	0.4%	4.8%	2.9%	7.7%	62.1%	37.9%
CHO 1	5.8%	0.3%	6.1%	3.2%	9.3%	65.9%	34.1%
CHO 2	3.5%	0.1%	3.5%	1.7%	5.2%	67.9%	32.1%
CHO 3	5.3%	0.5%	5.7%	3.5%	9.3%	61.8%	38.2%
CHO 4	3.1%	0.5%	3.6%	2.5%	6.1%	59.2%	40.8%
CHO 5	5.9%	0.6%	6.4%	2.6%	9.1%	71.0%	29.0%
CHO 6	3.3%	0.4%	3.7%	2.3%	6.1%	61.8%	38.2%
CHO 7	3.8%	0.5%	4.4%	3.4%	7.8%	56.0%	44.0%
CHO 8	5.5%	0.4%	6.0%	3.0%	9.0%	66.3%	33.7%
CHO 9	4.1%	0.4%	4.5%	2.8%	7.3%	61.4%	38.6%
Other Community Services	3.1%	0.8%	3.9%	4.8%	8.7%	44.6%	55.4%

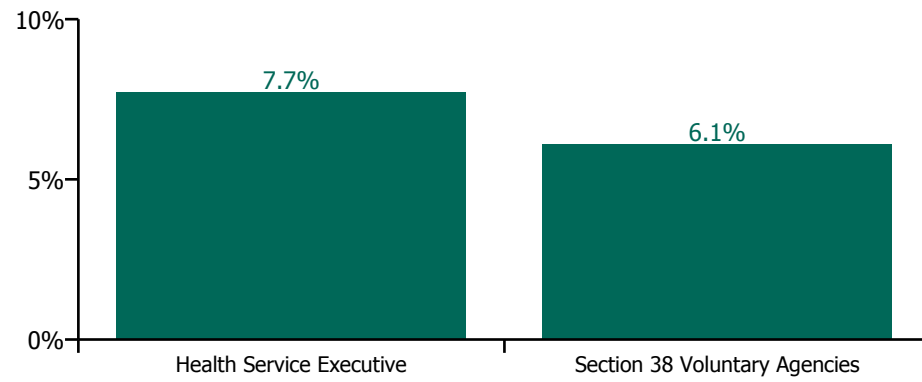


December 2021

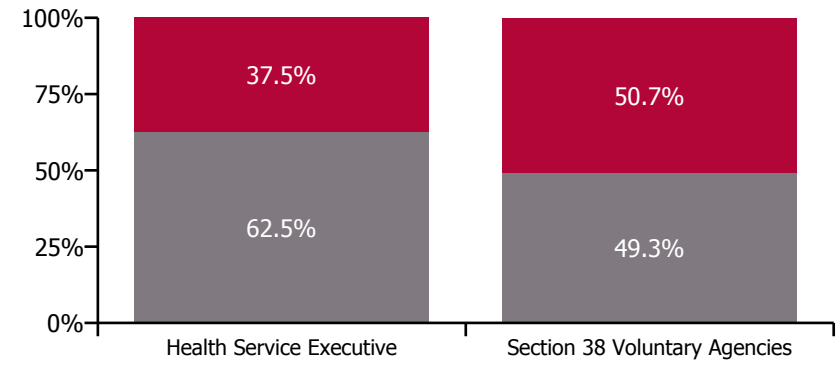
Health Service Absence Rate - by Hospital Group & Staff Category: Dec 2021	Medical & Dental	Nursing & Midwifery	Health & Social Care Professionals	Management & Administrative	General Support	Patient & Client Care	Certified absence	Self-certified absence	Non Covid-19 absence	Covid-19 absence	Total absence rate
Mental Health	2.8%	9.1%	5.4%	5.2%	9.7%	8.7%	4.3%	0.4%	4.8%	2.9%	7.7%
CHO 1	1.9%	11.0%	7.5%	4.3%	18.0%	6.9%	5.8%	0.3%	6.1%	3.2%	9.3%
CHO 2	2.6%	6.9%	2.0%	2.4%	2.2%	6.1%	3.5%	0.1%	3.5%	1.7%	5.2%
CHO 3	4.8%	12.0%	5.6%	6.1%	0.8%	11.8%	5.3%	0.5%	5.7%	3.5%	9.3%
CHO 4	2.6%	7.0%	3.2%	2.0%	12.6%	7.9%	3.1%	0.5%	3.6%	2.5%	6.1%
CHO 5	2.9%	10.8%	7.7%	4.6%	10.0%	7.6%	5.9%	0.6%	6.4%	2.6%	9.1%
CHO 6	0.9%	7.9%	5.9%	5.5%	8.2%	4.7%	3.3%	0.4%	3.7%	2.3%	6.1%
CHO 7	2.3%	8.0%	4.4%	9.4%	11.5%	15.0%	3.8%	0.5%	4.4%	3.4%	7.8%
CHO 8	1.8%	9.6%	6.8%	8.6%	12.6%	12.7%	5.5%	0.4%	6.0%	3.0%	9.0%
CHO 9	5.4%	6.9%	8.9%	9.8%	8.8%	5.6%	4.1%	0.4%	4.5%	2.8%	7.3%
Other Community Services	3.0%	12.1%	0.9%	0.9%	8.1%	9.7%	3.1%	0.8%	3.9%	4.8%	8.7%



Total absence rate



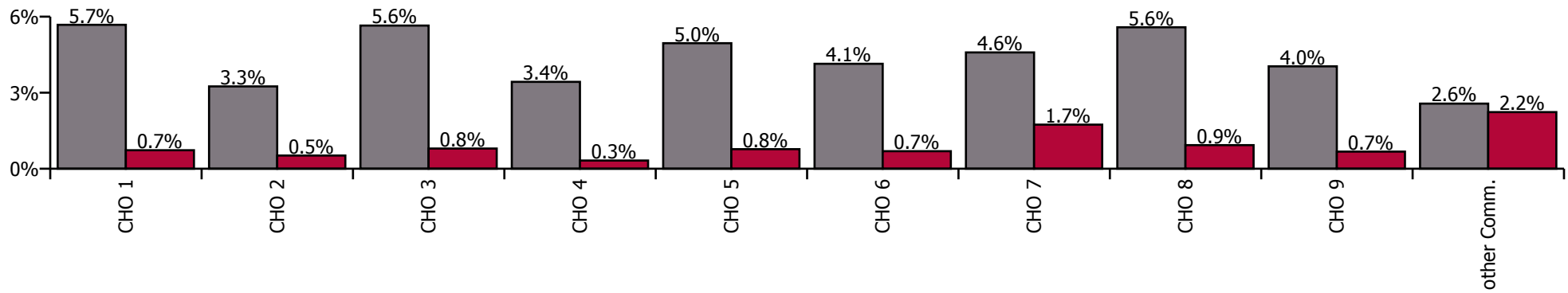
Non Covid-19 & Covid-19 Absence



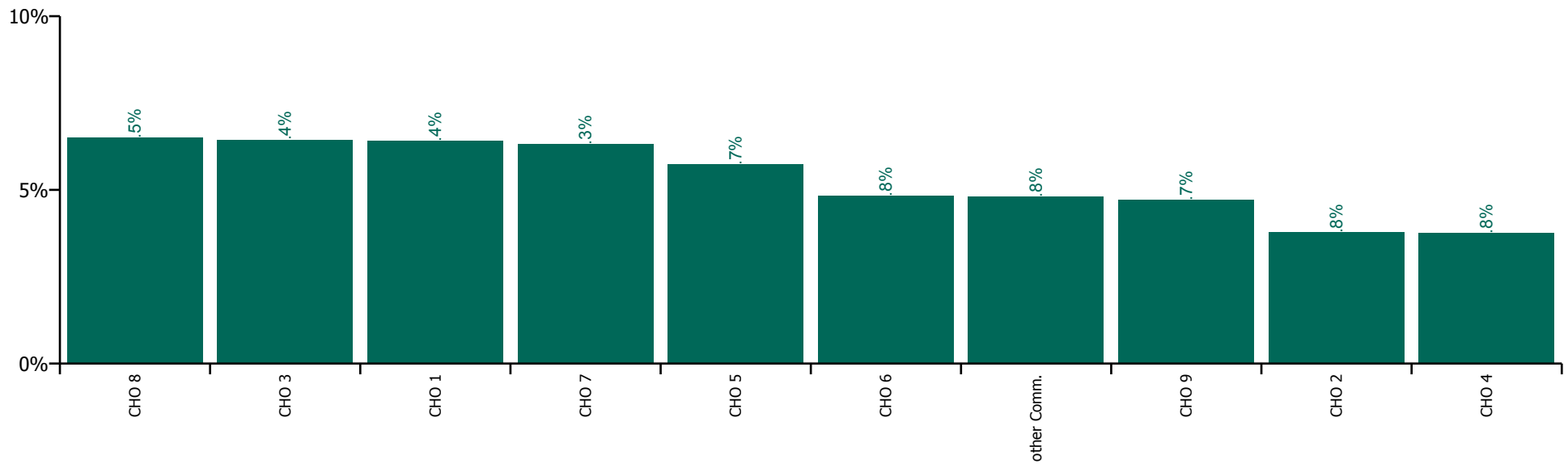
December 2021

Health Service Absence Rate by Hospital: Dec 2021	Medical & Dental	Nursing & Midwifery	Health & Social Care Professionals	Management & Administrative	General Support	Patient & Client Care	Certified absence	Self-certified absence	Non Covid-19 absence	Covid-19 absence	Total absence rate
Mental Health	2.2%	5.9%	3.9%	3.9%	6.4%	6.1%	4.0%	0.4%	4.4%	0.8%	5.2%
Health Service Executive	3.2%	6.8%	5.1%	5.8%	8.2%	7.8%	5.3%	0.4%	5.7%	0.7%	6.4%
CHO 1	3.2%	6.8%	5.1%	5.8%	8.2%	7.8%	5.3%	0.4%	5.7%	0.7%	6.4%
Health Service Executive	1.1%	4.8%	3.1%	3.0%	2.9%	3.5%	3.0%	0.2%	3.3%	0.5%	3.8%
CHO 2	1.1%	4.8%	3.1%	3.0%	2.9%	3.5%	3.0%	0.2%	3.3%	0.5%	3.8%
Health Service Executive	3.7%	7.9%	3.7%	5.4%	5.2%	7.9%	5.2%	0.4%	5.6%	0.8%	6.4%
CHO 3	3.7%	7.9%	3.7%	5.4%	5.2%	7.9%	5.2%	0.4%	5.6%	0.8%	6.4%
Health Service Executive	1.6%	4.3%	2.9%	2.9%	4.5%	3.9%	3.0%	0.4%	3.4%	0.3%	3.8%
CHO 4	1.6%	4.3%	2.9%	2.9%	4.5%	3.9%	3.0%	0.4%	3.4%	0.3%	3.8%
Health Service Executive	2.4%	6.1%	4.7%	4.7%	6.5%	6.7%	4.5%	0.5%	5.0%	0.8%	5.7%
CHO 5	2.4%	6.1%	4.7%	4.7%	6.5%	6.7%	4.5%	0.5%	5.0%	0.8%	5.7%
Health Service Executive	1.9%	6.0%	5.4%	4.0%	8.2%	5.0%	4.2%	0.5%	4.8%	0.8%	5.6%
Section 38 Voluntary Agencies	1.6%	3.8%	4.2%	4.3%	7.7%	1.1%	2.8%	0.4%	3.3%	0.5%	3.8%
CHO 6	1.7%	5.5%	4.6%	4.2%	8.1%	4.8%	3.7%	0.5%	4.1%	0.7%	4.8%
Health Service Executive	2.2%	6.8%	4.6%	7.1%	12.3%	11.6%	4.2%	0.4%	4.6%	1.7%	6.3%
CHO 7	2.2%	6.8%	4.6%	7.1%	12.3%	11.6%	4.2%	0.4%	4.6%	1.7%	6.3%
Health Service Executive	2.1%	6.9%	4.8%	5.5%	9.1%	9.0%	5.1%	0.5%	5.6%	0.9%	6.5%
CHO 8	2.1%	6.9%	4.8%	5.5%	9.1%	9.0%	5.1%	0.5%	5.6%	0.9%	6.5%
Health Service Executive	3.1%	5.1%	4.1%	5.7%	6.4%	5.4%	3.9%	0.4%	4.2%	0.7%	4.9%
Section 38 Voluntary Agencies	1.9%	3.5%	2.3%	3.7%	5.5%	3.3%	2.9%	0.4%	3.2%	0.5%	3.8%
CHO 9	3.0%	4.7%	4.0%	5.2%	6.1%	5.3%	3.7%	0.4%	4.0%	0.7%	4.7%
Other Community Services	2.1%	7.2%	1.3%	0.6%	6.0%	9.7%	2.0%	0.5%	2.6%	2.2%	4.8%

Non Covid-19 / Covid-19 absence rates



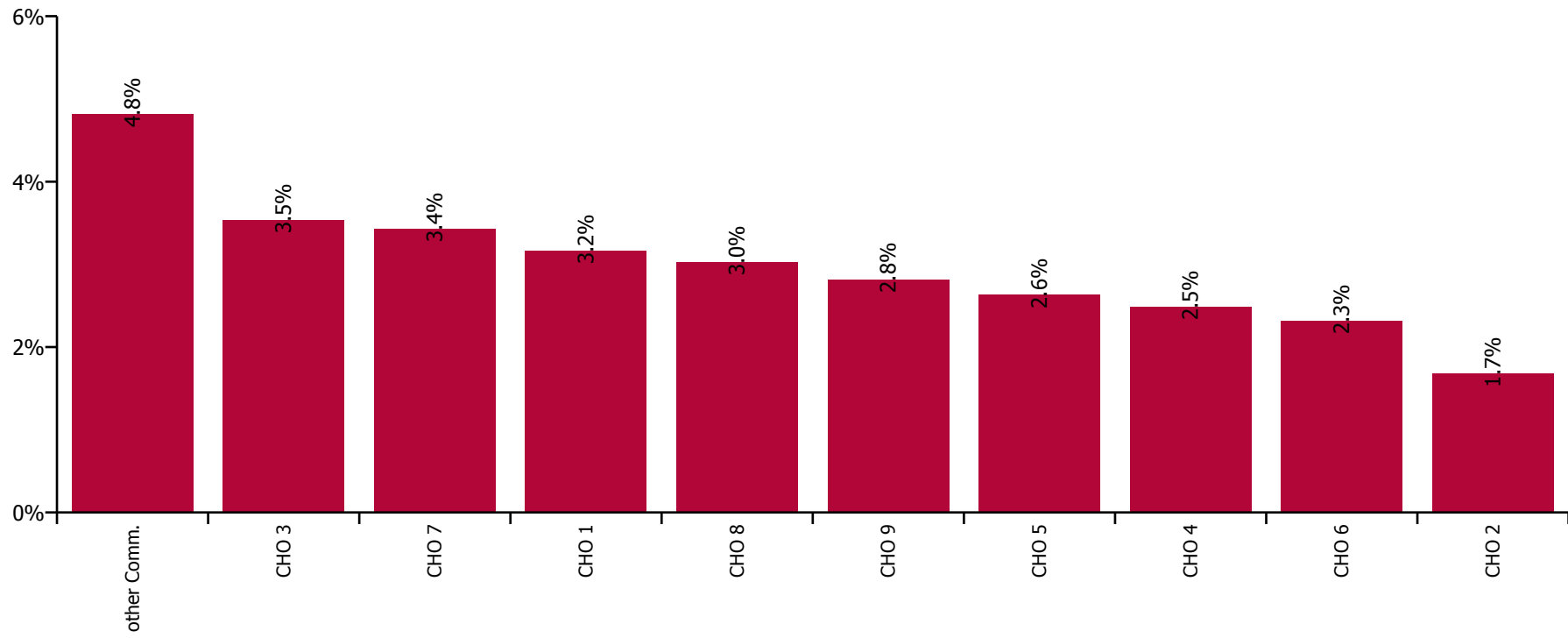
Total absence rate



December 2021

Health Service Covid-19 Absence Rate - by Staff Category & Hospital: Dec 2021	Medical & Dental	Nursing & Midwifery	Health & Social Care Professionals	Management & Administrative	General Support	Patient & Client Care	Covid-19 absence	Non Covid-19 absence	Total absence rate
Mental Health	0.9%	3.8%	1.6%	5.2%	2.5%	3.3%	2.9%	4.8%	7.7%
Health Service Executive	0.3%	5.1%	1.5%	4.3%	1.6%	1.9%	3.2%	6.1%	9.3%
CHO 1	0.3%	5.1%	1.5%	4.3%	1.6%	1.9%	3.2%	6.1%	9.3%
Health Service Executive	0.7%	2.3%	0.0%	2.4%	0.1%	2.6%	1.7%	3.5%	5.2%
CHO 2	0.7%	2.3%	0.0%	2.4%	0.1%	2.6%	1.7%	3.5%	5.2%
Health Service Executive	0.3%	5.2%	1.5%	6.1%	0.8%	3.7%	3.5%	5.7%	9.3%
CHO 3	0.3%	5.2%	1.5%	6.1%	0.8%	3.7%	3.5%	5.7%	9.3%
Health Service Executive	0.7%	2.8%	1.2%	2.0%	5.5%	4.5%	2.5%	3.6%	6.1%
CHO 4	0.7%	2.8%	1.2%	2.0%	5.5%	4.5%	2.5%	3.6%	6.1%
Health Service Executive	1.1%	3.5%	2.5%	4.6%	2.0%	0.9%	2.6%	6.4%	9.1%
CHO 5	1.1%	3.5%	2.5%	4.6%	2.0%	0.9%	2.6%	6.4%	9.1%
Health Service Executive	0.5%	3.4%	1.2%	2.7%	2.2%	2.1%	2.5%	4.2%	6.7%
Section 38 Voluntary Agencies	0.6%	1.6%	1.8%	7.3%	0.9%	0.0%	2.0%	3.0%	5.0%
CHO 6	0.5%	3.0%	1.6%	5.5%	1.9%	2.0%	2.3%	3.7%	6.1%
Health Service Executive	1.7%	3.5%	1.7%	9.4%	9.6%	6.2%	3.4%	4.4%	7.8%
CHO 7	1.7%	3.5%	1.7%	9.4%	9.6%	6.2%	3.4%	4.4%	7.8%
Health Service Executive	1.3%	4.0%	1.2%	8.6%	5.2%	2.9%	3.0%	6.0%	9.0%
CHO 8	1.3%	4.0%	1.2%	8.6%	5.2%	2.9%	3.0%	6.0%	9.0%
Health Service Executive	1.0%	2.2%	3.9%	10.8%	1.5%	2.2%	2.6%	4.7%	7.3%
Section 38 Voluntary Agencies	0.0%	5.3%	0.0%	5.8%	5.8%	0.0%	4.5%	3.1%	7.5%
CHO 9	0.9%	2.8%	3.8%	9.8%	2.6%	2.1%	2.8%	4.5%	7.3%
Other Community Services	0.5%	7.0%	0.0%	0.9%	1.6%	6.1%	4.8%	3.9%	8.7%

Covid-19 absence rate



December 2021

Health Service Absence Rate - by Staff Category: Dec 2021	Certified absence	Self- certified absence	Non Covid-19 absence	Covid-19 absence	Total absence rate	% Non Covid-19 absence	% Covid-19 absence
HSE Mental Health CHO 1	5.8%	0.3%	6.1%	3.2%	9.3%	65.9%	34.1%
Medical & Dental	1.6%	0.0%	1.6%	0.3%	1.9%	83.3%	16.7%
Nursing & Midwifery	5.6%	0.3%	5.9%	5.1%	11.0%	53.5%	46.5%
Health & Social Care Professionals	5.7%	0.3%	6.0%	1.5%	7.5%	80.2%	19.8%
Management & Administrative	3.7%	0.3%	4.0%	0.4%	4.3%	91.8%	8.2%
General Support	16.1%	0.2%	16.3%	1.6%	18.0%	90.8%	9.2%
Patient & Client Care	4.7%	0.3%	5.1%	1.9%	6.9%	72.7%	27.3%

December 2021

Health Service Absence Rate - by Staff Category: Dec 2021	Certified absence	Self- certified absence	Non Covid-19 absence	Covid-19 absence	Total absence rate	% Non Covid-19 absence	% Covid-19 absence
HSE Mental Health CHO 2	3.5%	0.1%	3.5%	1.7%	5.2%	67.9%	32.1%
Medical & Dental	1.9%	0.0%	2.0%	0.7%	2.6%	74.6%	25.4%
Nursing & Midwifery	4.5%	0.1%	4.7%	2.3%	6.9%	67.0%	33.0%
Health & Social Care Professionals	2.0%	0.1%	2.0%	0.0%	2.0%	100.0%	0.0%
Management & Administrative	2.0%	0.0%	2.0%	0.4%	2.4%	83.7%	16.3%
General Support	2.1%	0.0%	2.1%	0.1%	2.2%	96.1%	3.9%
Patient & Client Care	3.5%	0.0%	3.5%	2.6%	6.1%	57.7%	42.3%

December 2021

Health Service Absence Rate - by Staff Category: Dec 2021	Certified absence	Self- certified absence	Non Covid-19 absence	Covid-19 absence	Total absence rate	% Non Covid-19 absence	% Covid-19 absence
HSE Mental Health CHO 3	5.3%	0.5%	5.7%	3.5%	9.3%	61.8%	38.2%
Medical & Dental	4.4%	0.1%	4.5%	0.3%	4.8%	93.0%	7.0%
Nursing & Midwifery	6.1%	0.7%	6.8%	5.2%	12.0%	56.8%	43.2%
Health & Social Care Professionals	3.9%	0.2%	4.1%	1.5%	5.6%	73.0%	27.0%
Management & Administrative	3.4%	0.4%	3.8%	2.3%	6.1%	62.9%	37.1%
General Support	0.0%	0.0%	0.0%	0.8%	0.8%	0.0%	100.0%
Patient & Client Care	7.9%	0.2%	8.1%	3.7%	11.8%	68.4%	31.6%

December 2021

Health Service Absence Rate - by Staff Category: Dec 2021	Certified absence	Self- certified absence	Non Covid-19 absence	Covid-19 absence	Total absence rate	% Non Covid-19 absence	% Covid-19 absence
HSE Mental Health CHO 4	3.1%	0.5%	3.6%	2.5%	6.1%	59.2%	40.8%
Medical & Dental	1.1%	0.8%	1.9%	0.7%	2.6%	73.9%	26.1%
Nursing & Midwifery	3.7%	0.5%	4.2%	2.8%	7.0%	59.7%	40.3%
Health & Social Care Professionals	1.8%	0.2%	2.0%	1.2%	3.2%	62.8%	37.2%
Management & Administrative	1.6%	0.3%	1.9%	0.1%	2.0%	95.7%	4.3%
General Support	6.8%	0.3%	7.1%	5.5%	12.6%	56.2%	43.8%
Patient & Client Care	2.7%	0.7%	3.4%	4.5%	7.9%	42.9%	57.1%

December 2021

Health Service Absence Rate - by Staff Category: Dec 2021	Certified absence	Self- certified absence	Non Covid-19 absence	Covid-19 absence	Total absence rate	% Non Covid-19 absence	% Covid-19 absence
HSE Mental Health CHO 5	5.9%	0.6%	6.4%	2.6%	9.1%	71.0%	29.0%
Medical & Dental	1.5%	0.3%	1.8%	1.1%	2.9%	63.0%	37.0%
Nursing & Midwifery	6.5%	0.7%	7.2%	3.5%	10.8%	67.1%	32.9%
Health & Social Care Professionals	5.1%	0.1%	5.2%	2.5%	7.7%	67.1%	32.9%
Management & Administrative	3.2%	0.3%	3.5%	1.1%	4.6%	75.4%	24.6%
General Support	7.2%	0.8%	8.0%	2.0%	10.0%	80.2%	19.8%
Patient & Client Care	6.5%	0.2%	6.7%	0.9%	7.6%	88.1%	11.9%

December 2021

Health Service Absence Rate - by Staff Category: Dec 2021	Certified absence	Self- certified absence	Non Covid-19 absence	Covid-19 absence	Total absence rate	% Non Covid-19 absence	% Covid-19 absence
HSE Mental Health CHO 6	3.3%	0.4%	3.7%	2.3%	6.1%	61.8%	38.2%
Medical & Dental	0.4%	0.0%	0.4%	0.5%	0.9%	42.3%	57.7%
Nursing & Midwifery	4.4%	0.5%	4.9%	3.0%	7.9%	61.8%	38.2%
Health & Social Care Professionals	3.8%	0.6%	4.3%	1.6%	5.9%	73.3%	26.7%
Management & Administrative	1.3%	0.2%	1.4%	4.0%	5.5%	26.2%	73.8%
General Support	5.7%	0.5%	6.2%	1.9%	8.2%	76.3%	23.7%
Patient & Client Care	2.2%	0.5%	2.8%	2.0%	4.7%	58.1%	41.9%

December 2021

Health Service Absence Rate - by Staff Category: Dec 2021	Certified absence	Self- certified absence	Non Covid-19 absence	Covid-19 absence	Total absence rate	% Non Covid-19 absence	% Covid-19 absence
HSE Mental Health CHO 7	3.8%	0.5%	4.4%	3.4%	7.8%	56.0%	44.0%
Medical & Dental	0.4%	0.1%	0.5%	1.7%	2.3%	23.7%	76.3%
Nursing & Midwifery	3.9%	0.5%	4.5%	3.5%	8.0%	56.1%	43.9%
Health & Social Care Professionals	2.2%	0.5%	2.7%	1.7%	4.4%	61.0%	39.0%
Management & Administrative	6.4%	0.4%	6.8%	2.6%	9.4%	72.5%	27.5%
General Support	1.6%	0.3%	1.9%	9.6%	11.5%	16.5%	83.5%
Patient & Client Care	7.8%	1.0%	8.8%	6.2%	15.0%	58.5%	41.5%

December 2021

Health Service Absence Rate - by Staff Category: Dec 2021	Certified absence	Self- certified absence	Non Covid-19 absence	Covid-19 absence	Total absence rate	% Non Covid-19 absence	% Covid-19 absence
HSE Mental Health CHO 8	5.5%	0.4%	6.0%	3.0%	9.0%	66.3%	33.7%
Medical & Dental	0.3%	0.1%	0.5%	1.3%	1.8%	27.6%	72.4%
Nursing & Midwifery	5.1%	0.5%	5.7%	4.0%	9.6%	58.9%	41.1%
Health & Social Care Professionals	5.4%	0.2%	5.6%	1.2%	6.8%	82.2%	17.8%
Management & Administrative	6.7%	0.2%	6.9%	1.7%	8.6%	80.3%	19.7%
General Support	7.3%	0.1%	7.4%	5.2%	12.6%	58.8%	41.2%
Patient & Client Care	9.0%	0.9%	9.9%	2.9%	12.7%	77.6%	22.4%

December 2021

Health Service Absence Rate - by Staff Category: Dec 2021	Certified absence	Self- certified absence	Non Covid-19 absence	Covid-19 absence	Total absence rate	% Non Covid-19 absence	% Covid-19 absence
HSE Mental Health CHO 9	4.1%	0.4%	4.5%	2.8%	7.3%	61.4%	38.6%
Medical & Dental	4.4%	0.1%	4.5%	0.9%	5.4%	82.9%	17.1%
Nursing & Midwifery	3.7%	0.4%	4.1%	2.8%	6.9%	59.6%	40.4%
Health & Social Care Professionals	4.7%	0.3%	5.1%	3.8%	8.9%	57.0%	43.0%
Management & Administrative	5.0%	0.3%	5.2%	4.6%	9.8%	53.2%	46.8%
General Support	5.6%	0.5%	6.1%	2.6%	8.8%	70.0%	30.0%
Patient & Client Care	2.8%	0.6%	3.5%	2.1%	5.6%	62.3%	37.7%

December 2021

Health Service Absence Rate - by Staff Category: Dec 2021	Certified absence	Self- certified absence	Non Covid-19 absence	Covid-19 absence	Total absence rate	% Non Covid-19 absence	% Covid-19 absence
HSE Mental Health Other Community Services	3.1%	0.8%	3.9%	4.8%	8.7%	44.6%	55.4%
Medical & Dental	2.5%	0.0%	2.5%	0.5%	3.0%	84.5%	15.5%
Nursing & Midwifery	4.0%	1.1%	5.1%	7.0%	12.1%	42.2%	57.8%
Health & Social Care Professionals	0.9%	0.0%	0.9%	0.0%	0.9%	100.0%	0.0%
Management & Administrative	0.2%	0.0%	0.2%	0.6%	0.9%	28.5%	71.5%
General Support	5.9%	0.6%	6.4%	1.6%	8.1%	79.9%	20.1%
Patient & Client Care	2.5%	1.1%	3.6%	6.1%	9.7%	37.3%	62.7%

December 2021

St. John of God (MHS) absence by Staff Category	Certified absence	Self-certified absence	Non Covid-19 absence	Covid-19 absence	Total absence rate	% Non Covid-19 absence	% Covid-19 absence
St. John of God (MHS) (CHO 6)	2.7%	0.3%	3.0%	2.0%	5.0%	59.5%	40.5%
Medical & Dental	0.0%	0.0%	0.0%	0.6%	0.6%	0.0%	100.0%
Nursing & Midwifery	4.4%	0.2%	4.6%	1.6%	6.2%	74.2%	25.8%
Health & Social Care Professionals	2.9%	0.6%	3.6%	1.8%	5.4%	66.0%	34.0%
Management & Administrative	1.7%	0.3%	2.0%	5.3%	7.3%	26.9%	73.1%
General Support	8.1%	0.0%	8.1%	0.9%	9.0%	90.1%	9.9%
Patient & Client Care	0.0%	0.0%	0.0%	0.0%	0.0%		#DIV/0

December 2021

St. Vincent's, Fairview absence by Staff Category	Certified absence	Self-certified absence	Non Covid-19 absence	Covid-19 absence	Total absence rate	% Non Covid-19 absence	% Covid-19 absence
St. Vincent's, Fairview (CHO 9)	2.8%	0.3%	3.1%	4.5%	7.5%	40.7%	59.3%
Medical & Dental	0.0%	0.0%	0.0%	0.0%	0.0%		
Nursing & Midwifery	1.9%	0.2%	2.1%	5.3%	7.4%	28.3%	71.7%
Health & Social Care Professionals	5.7%	0.0%	5.7%	0.0%	5.7%	100.0%	0.0%
Management & Administrative	3.5%	0.3%	3.9%	1.9%	5.8%	66.7%	33.3%
General Support	5.3%	0.6%	5.8%	5.8%	11.7%	50.0%	50.0%
Patient & Client Care	0.9%	0.0%	0.9%	0.0%	0.9%	100.0%	0.0%

Mental Health

Year/ month	Medical & Dental	Nursing & Midwifery	Health & Social Care Professionals	Management & Administrative	General Support	Patient & Client Care	Certified absence	Self-certified absence	Non Covid-19 absence	Covid-19 absence	Total absence rate
2021	2.0%	6.5%	4.0%	3.8%	6.7%	6.8%	3.8%	0.4%	4.2%	1.4%	5.6%
Dec 2021	2.8%	9.1%	5.4%	5.2%	9.7%	8.7%	4.3%	0.4%	4.8%	2.9%	7.7%
Nov 2021	2.4%	8.5%	5.2%	5.4%	9.8%	9.1%	4.5%	0.6%	5.1%	2.2%	7.3%
Oct 2021	3.3%	6.8%	4.5%	4.2%	7.7%	6.4%	4.3%	0.5%	4.8%	1.2%	6.0%
Sep 2021	3.0%	6.4%	3.6%	4.7%	7.4%	6.0%	4.1%	0.4%	4.5%	1.0%	5.5%
Aug 2021	1.5%	6.6%	4.6%	4.5%	5.4%	7.3%	4.3%	0.4%	4.7%	0.9%	5.7%
Jul 2021	1.6%	5.4%	3.8%	3.8%	5.8%	5.8%	3.7%	0.4%	4.1%	0.7%	4.7%
Jun 2021	1.3%	4.8%	3.9%	2.6%	6.4%	5.3%	3.4%	0.4%	3.8%	0.5%	4.3%
May 2021	0.8%	4.5%	2.9%	2.0%	4.6%	5.0%	2.9%	0.3%	3.2%	0.6%	3.7%
Apr 2021	1.2%	4.8%	3.1%	2.5%	4.3%	5.3%	3.0%	0.3%	3.4%	0.6%	4.0%
Mar 2021	1.0%	5.2%	3.4%	3.2%	5.7%	6.1%	3.2%	0.4%	3.6%	0.9%	4.5%
Feb 2021	1.5%	6.4%	4.0%	4.2%	5.2%	7.2%	3.4%	0.4%	3.8%	1.6%	5.4%
Jan 2021	3.9%	9.6%	4.0%	4.6%	7.7%	9.6%	3.7%	0.2%	4.0%	3.8%	7.8%
2020	3.0%	6.5%	4.0%	3.6%	6.6%	6.9%	3.7%	0.3%	4.1%	1.5%	5.6%
Dec 2020	2.6%	6.9%	4.1%	2.8%	6.0%	6.9%	3.6%	0.3%	3.9%	1.7%	5.6%
Nov 2020	2.7%	6.4%	3.7%	2.7%	5.7%	5.6%	3.5%	0.3%	3.7%	1.3%	5.1%
Oct 2020	2.4%	6.9%	3.5%	3.0%	5.5%	5.9%	3.5%	0.3%	3.8%	1.5%	5.3%
Sep 2020	2.1%	6.4%	4.0%	3.2%	6.9%	7.3%	3.9%	0.3%	4.2%	1.2%	5.4%
Aug 2020	1.9%	5.7%	3.2%	2.9%	5.1%	7.5%	3.8%	0.3%	4.1%	0.8%	4.9%
Jul 2020	2.2%	5.0%	2.8%	2.6%	5.7%	6.6%	3.5%	0.3%	3.8%	0.7%	4.5%
Jun 2020	1.3%	5.1%	2.2%	2.7%	6.2%	6.8%	3.2%	0.3%	3.5%	0.9%	4.4%
May 2020	2.7%	7.7%	2.8%	3.7%	7.2%	8.4%	3.5%	0.2%	3.8%	2.5%	6.2%
Apr 2020	6.3%	9.5%	6.3%	5.2%	9.5%	9.7%	3.7%	0.2%	3.9%	4.4%	8.3%
Mar 2020	6.9%	8.3%	7.4%	5.5%	7.4%	8.4%	4.1%	0.4%	4.5%	3.2%	7.7%
Feb 2020	2.1%	4.6%	3.6%	4.2%	7.4%	4.8%	4.0%	0.5%	4.5%		4.5%
Jan 2020	2.1%	5.5%	4.0%	4.2%	7.2%	5.1%	4.5%	0.5%	5.0%		5.0%
2019	1.9%	5.1%	4.1%	4.6%	6.0%	4.9%	4.3%	0.5%	4.7%		4.7%
Dec 2019	2.6%	5.7%	4.8%	5.6%	6.7%	5.3%	4.8%	0.6%	5.4%		5.4%
Nov 2019	1.2%	5.2%	4.0%	4.7%	5.7%	4.8%	4.1%	0.5%	4.6%		4.6%
Oct 2019	2.0%	4.9%	3.8%	5.2%	5.4%	4.0%	4.0%	0.5%	4.4%		4.4%
Sep 2019	2.2%	5.4%	4.5%	5.4%	5.3%	4.0%	4.3%	0.5%	4.8%		4.8%
Aug 2019	2.3%	5.2%	4.6%	4.5%	5.6%	5.1%	4.4%	0.4%	4.8%		4.8%

Jul 2019	1.9%	5.3%	4.6%	3.7%	5.7%	5.4%	4.4%	0.4%	4.8%		4.8%
Jun 2019	1.4%	4.9%	4.5%	4.2%	5.8%	5.3%	4.2%	0.4%	4.6%		4.6%
May 2019	1.8%	4.7%	3.8%	4.3%	6.0%	4.4%	4.0%	0.4%	4.4%		4.4%
Apr 2019	2.2%	4.9%	3.6%	3.5%	6.1%	4.8%	4.0%	0.4%	4.4%		4.4%
Mar 2019	1.4%	5.0%	3.5%	4.9%	6.8%	5.1%	4.2%	0.4%	4.6%		4.6%
Feb 2019	2.1%	4.9%	4.3%	4.2%	6.3%	4.6%	4.1%	0.6%	4.6%		4.6%
Jan 2019	1.9%	5.4%	3.9%	5.7%	7.0%	5.9%	4.7%	0.5%	5.2%		5.2%
2018	2.0%	5.1%	3.5%	4.0%	6.1%	5.4%	4.2%	0.5%	4.7%		4.7%

Mental Health

Year/ month	CHO 1	CHO 2	CHO 3	CHO 4	CHO 5	CHO 6	CHO 7	CHO 8	CHO 9	other Comm.	Community Services absence rate	Certified absence	Self-certified absence	Non Covid-19 absence	Covid-19 absence	Total absence rate
2021	7.0%	3.5%	7.2%	4.6%	6.3%	4.9%	6.2%	6.9%	5.2%	4.9%	5.6%	3.8%	0.4%	4.2%	1.4%	5.6%
Dec 2021	9.3%	5.2%	9.3%	6.1%	9.1%	6.1%	7.8%	9.0%	7.3%	8.7%	7.7%	4.3%	0.4%	4.8%	2.9%	7.66%
Nov 2021	8.9%	5.7%	7.6%	5.4%	8.4%	5.9%	7.3%	9.3%	7.7%	7.5%	7.3%	4.5%	0.6%	5.1%	2.2%	7.33%
Oct 2021	7.7%	3.8%	7.0%	4.8%	7.5%	5.1%	7.1%	6.7%	5.5%	5.6%	6.0%	4.3%	0.5%	4.8%	1.2%	5.97%
Sep 2021	8.2%	3.6%	8.3%	4.2%	6.6%	3.7%	6.4%	6.3%	5.1%	4.4%	5.5%	4.1%	0.4%	4.5%	1.0%	5.52%
Aug 2021	8.2%	5.1%	7.2%	4.1%	6.3%	4.3%	6.3%	7.0%	4.5%	4.6%	5.7%	4.3%	0.4%	4.7%	0.9%	5.67%
Jul 2021	6.4%	2.6%	7.2%	3.5%	5.6%	3.8%	5.5%	6.1%	4.3%	3.8%	4.7%	3.7%	0.4%	4.1%	0.7%	4.75%
Jun 2021	5.3%	1.5%	6.3%	4.1%	5.0%	3.9%	5.3%	6.1%	4.3%	3.2%	4.3%	3.4%	0.4%	3.8%	0.5%	4.30%
May 2021	4.6%	1.2%	4.9%	2.9%	4.6%	3.7%	4.1%	5.8%	4.0%	2.0%	3.7%	2.9%	0.3%	3.2%	0.6%	3.75%
Apr 2021	4.4%	2.7%	5.1%	3.3%	4.1%	3.4%	4.6%	6.4%	3.7%	2.9%	4.0%	3.0%	0.3%	3.4%	0.6%	3.98%
Mar 2021	5.3%	2.9%	6.3%	4.2%	4.6%	3.7%	5.3%	5.5%	4.0%	4.3%	4.5%	3.2%	0.4%	3.6%	0.9%	4.51%
Feb 2021	6.2%	3.7%	6.7%	4.6%	5.3%	4.5%	6.6%	6.8%	5.7%	5.1%	5.4%	3.4%	0.4%	3.8%	1.6%	5.41%
Jan 2021	9.0%	4.6%	10.5%	5.7%	9.2%	10.2%	8.2%	8.5%	6.8%	7.6%	7.8%	3.7%	0.2%	4.0%	3.8%	7.76%
2020	6.9%	4.1%	7.3%	4.1%	5.8%	4.9%	8.5%	7.6%	4.8%	4.8%	5.6%	3.7%	0.3%	4.1%	1.5%	5.6%
Dec 2020	7.0%	3.6%	5.0%	2.9%	5.9%	6.3%	7.6%	7.1%	4.2%	8.1%	5.6%	3.6%	0.3%	3.9%	1.7%	5.58%
Nov 2020	6.5%	3.7%	6.3%	3.5%	5.5%	4.4%	11.0%	5.9%	3.7%	4.6%	5.1%	3.5%	0.3%	3.7%	1.3%	5.07%
Oct 2020	6.9%	3.9%	7.2%	4.2%	6.0%	3.8%	10.9%	6.7%	3.6%	5.1%	5.3%	3.5%	0.3%	3.8%	1.5%	5.33%
Sep 2020	6.7%	4.5%	7.4%	3.8%	5.8%	4.4%	6.2%	8.3%	4.0%	4.5%	5.4%	3.9%	0.3%	4.2%	1.2%	5.44%
Aug 2020	6.2%	3.9%	7.4%	3.4%	5.3%	3.4%	6.2%	7.0%	3.5%	4.7%	4.9%	3.8%	0.3%	4.1%	0.8%	4.93%
Jul 2020	6.0%	3.5%	6.3%	3.7%	4.4%	3.1%	6.3%	6.1%	3.6%	3.8%	4.5%	3.5%	0.3%	3.8%	0.7%	4.49%
Jun 2020	5.5%	3.0%	6.9%	3.8%	5.0%	3.4%	4.7%	6.1%	3.2%	3.8%	4.4%	3.2%	0.3%	3.5%	0.9%	4.42%
May 2020	6.1%	4.4%	9.7%	5.6%	6.6%	4.3%	7.1%	8.4%	5.8%	5.5%	6.2%	3.5%	0.2%	3.8%	2.5%	6.22%
Apr 2020	8.7%	5.9%	9.9%	6.5%	7.7%	9.6%	14.2%	11.8%	7.9%	6.8%	8.3%	3.7%	0.2%	3.9%	4.4%	8.31%
Mar 2020	9.8%	6.4%	9.4%	4.2%	6.0%	6.4%	24.9%	10.2%	8.1%	5.8%	7.7%	4.1%	0.4%	4.5%	3.2%	7.66%
Feb 2020	6.2%	2.3%	5.7%	3.9%	4.8%	4.4%	6.8%	6.7%	4.7%	2.2%	4.5%	4.0%	0.5%	4.5%		4.46%
Jan 2020	6.7%	4.1%	6.3%	3.9%	6.2%	5.4%	5.8%	6.8%	4.8%	2.3%	5.0%	4.5%	0.5%	5.0%		5.01%
2019	6.1%	4.1%	5.9%	3.3%	5.3%	4.1%	5.0%	5.7%	4.4%		4.7%	4.3%	0.5%	4.7%		4.7%
Dec 2019	6.3%	4.4%	6.6%	3.6%	6.4%	5.0%	5.9%	7.2%	4.6%		5.4%	4.8%	0.6%	5.4%		5.36%
Nov 2019	5.7%	3.5%	5.3%	3.8%	4.6%	3.7%	5.3%	6.2%	4.3%		4.6%	4.1%	0.5%	4.6%		4.64%
Oct 2019	4.7%	3.6%	5.6%	3.3%	5.0%	3.3%	5.9%	5.7%	4.2%		4.4%	4.0%	0.5%	4.4%		4.44%
Sep 2019	6.0%	4.0%	5.4%	3.9%	5.4%	3.0%	6.3%	5.6%	4.6%		4.8%	4.3%	0.5%	4.8%		4.81%
Aug 2019	6.3%	4.0%	6.7%	3.3%	5.4%	4.1%	5.9%	5.9%	4.5%		4.8%	4.4%	0.4%	4.8%		4.82%
Jul 2019	6.7%	4.1%	6.6%	3.2%	5.0%	4.4%	4.0%	5.7%	4.3%		4.8%	4.4%	0.4%	4.8%		4.82%
Jun 2019	6.4%	3.9%	6.3%	2.9%	4.7%	4.9%	5.4%	5.6%	3.9%		4.6%	4.2%	0.4%	4.6%		4.62%
May 2019	5.8%	3.6%	6.3%	3.1%	4.9%	4.8%	5.2%	5.1%	3.0%		4.4%	4.0%	0.4%	4.4%		4.39%
Apr 2019	5.6%	4.0%	5.8%	2.8%	4.9%	3.6%	5.0%	5.5%	3.7%		4.4%	4.0%	0.4%	4.4%		4.40%
Mar 2019	6.4%	4.5%	6.1%	2.8%	5.3%	3.3%	4.1%	5.0%	4.8%		4.6%	4.2%	0.4%	4.6%		4.63%
Feb 2019	6.2%	4.1%	5.5%	3.2%	5.6%	5.1%	3.6%	5.5%	3.7%		4.6%	4.1%	0.6%	4.6%		4.61%
Jan 2019	7.5%	5.3%	4.2%	3.2%	6.0%	4.5%	4.0%	5.3%	6.2%		5.2%	4.7%	0.5%	5.2%		5.17%

