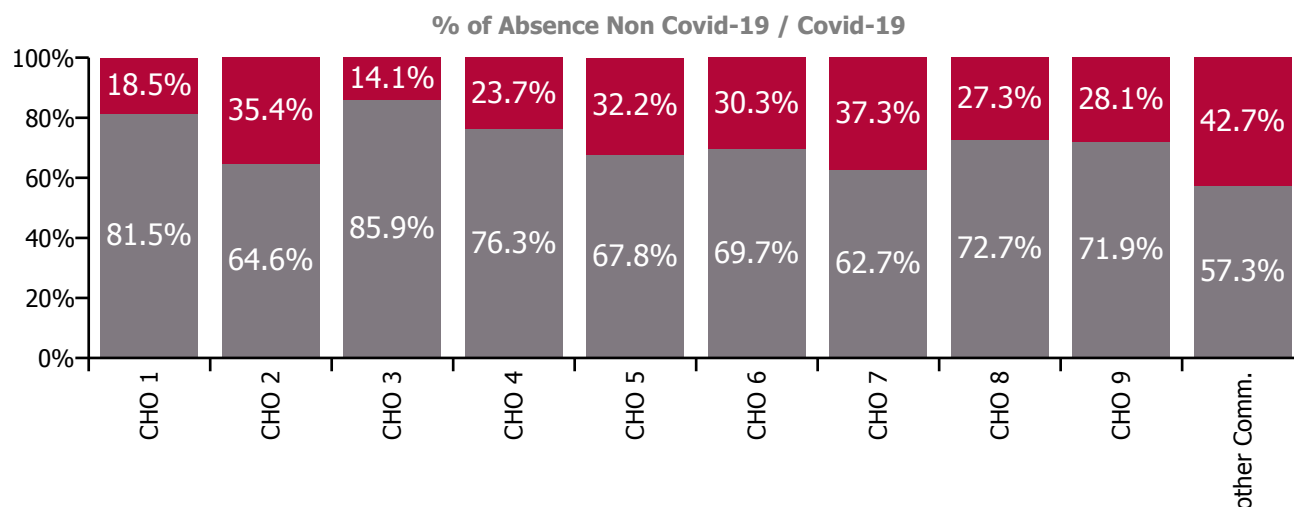
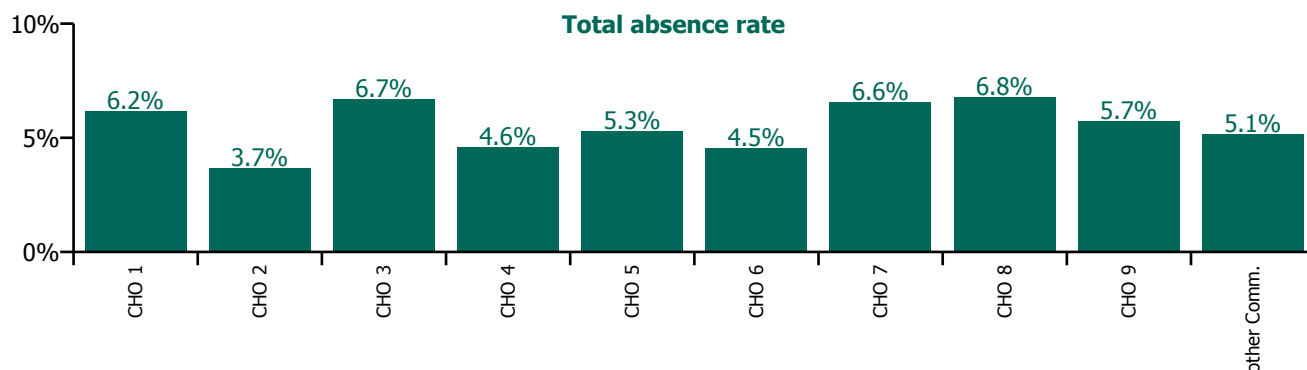


February 2021

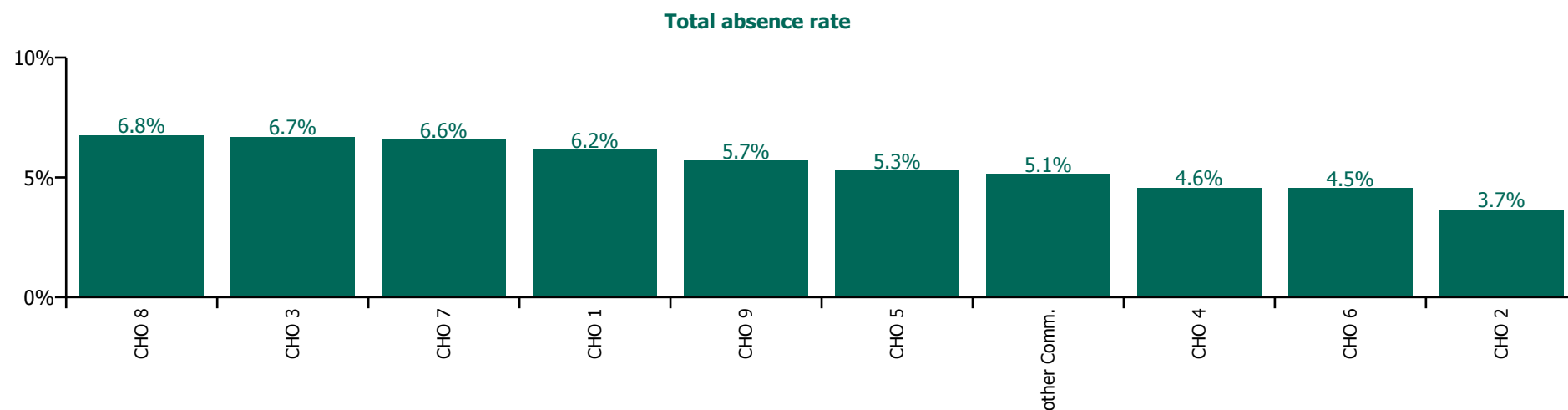
Health Service Absence Rate - by Staff Category: Feb 2021	Certified absence	Self-certified absence	Non Covid-19 absence	Covid-19 absence	Total absence rate	% Non Covid-19 absence	% Covid-19 absence
Mental Health	3.4%	0.4%	3.8%	1.6%	5.4%	71.1%	28.9%
Medical & Dental	0.9%	0.2%	1.0%	0.5%	1.5%	68.9%	31.1%
Nursing & Midwifery	3.9%	0.6%	4.5%	2.0%	6.4%	69.3%	30.7%
Health & Social Care Professionals	3.1%	0.2%	3.4%	0.7%	4.0%	83.6%	16.4%
Management & Administrative	3.4%	0.2%	3.5%	0.6%	4.2%	85.1%	14.9%
General Support	3.7%	0.3%	4.0%	1.2%	5.2%	76.6%	23.4%
Patient & Client Care	3.9%	0.4%	4.3%	2.9%	7.2%	59.4%	40.6%

Health Service Absence Rate - Care Group by CHO: Feb 2021	Certified absence	Self-certified absence	Non Covid-19 absence	Covid-19 absence	Total absence rate	% Non Covid-19 absence	% Covid-19 absence
Mental Health	3.4%	0.4%	3.8%	1.6%	5.4%	71.1%	28.9%
CHO 1	4.7%	0.3%	5.0%	1.1%	6.2%	81.5%	18.5%
CHO 2	2.1%	0.2%	2.4%	1.3%	3.7%	64.6%	35.4%
CHO 3	5.5%	0.3%	5.7%	0.9%	6.7%	85.9%	14.1%
CHO 4	3.1%	0.4%	3.5%	1.1%	4.6%	76.3%	23.7%
CHO 5	3.0%	0.6%	3.6%	1.7%	5.3%	67.8%	32.2%
CHO 6	2.9%	0.3%	3.2%	1.4%	4.5%	69.7%	30.3%
CHO 7	3.7%	0.4%	4.1%	2.4%	6.6%	62.7%	37.3%
CHO 8	4.5%	0.5%	4.9%	1.8%	6.8%	72.7%	27.3%
CHO 9	3.6%	0.5%	4.1%	1.6%	5.7%	71.9%	28.1%
Other Community Services	2.4%	0.5%	2.9%	2.2%	5.1%	57.3%	42.7%

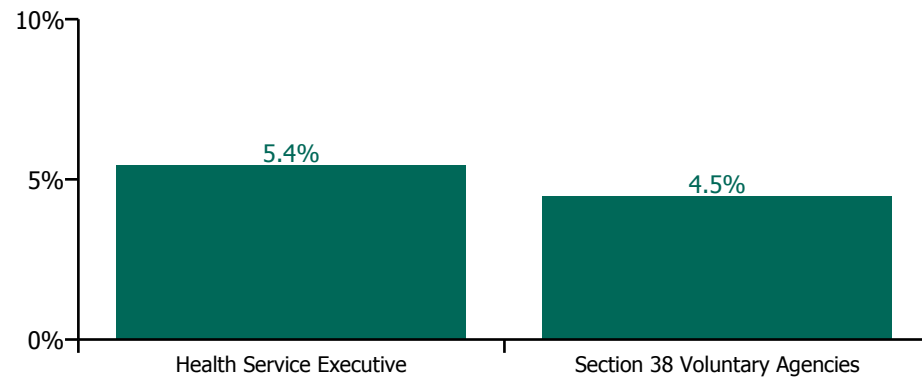


February 2021

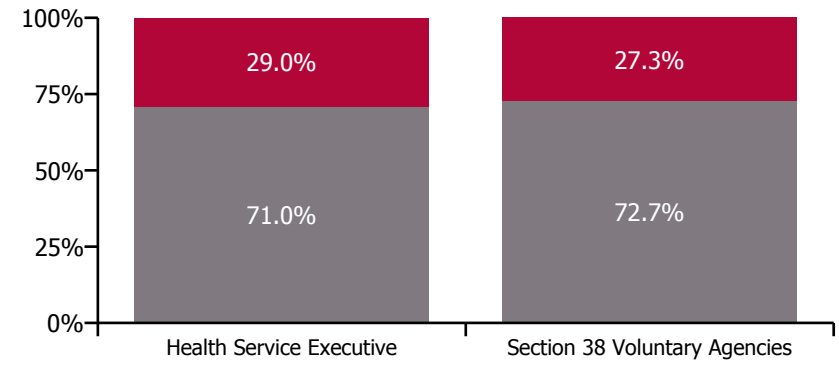
Health Service Absence Rate - by Hospital Group & Staff Category: Feb 2021	Medical & Dental	Nursing & Midwifery	Health & Social Care Professionals	Management & Administrative	General Support	Patient & Client Care	Certified absence	Self-certified absence	Non Covid-19 absence	Covid-19 absence	Total absence rate
Mental Health	1.5%	6.4%	4.0%	4.2%	5.2%	7.2%	3.4%	0.4%	3.8%	1.6%	5.4%
CHO 1	2.4%	6.6%	5.2%	9.2%	4.9%	5.9%	4.7%	0.3%	5.0%	1.1%	6.2%
CHO 2	0.0%	5.1%	3.2%	2.4%	1.0%	3.3%	2.1%	0.2%	2.4%	1.3%	3.7%
CHO 3	1.0%	9.2%	3.7%	3.2%	4.2%	9.1%	5.5%	0.3%	5.7%	0.9%	6.7%
CHO 4	2.0%	4.8%	4.8%	3.7%	2.6%	6.9%	3.1%	0.4%	3.5%	1.1%	4.6%
CHO 5	0.8%	6.2%	3.2%	4.6%	4.8%	6.9%	3.0%	0.6%	3.6%	1.7%	5.3%
CHO 6	0.9%	4.5%	3.9%	4.1%	12.3%	5.9%	2.9%	0.3%	3.2%	1.4%	4.5%
CHO 7	1.2%	5.7%	6.2%	10.0%	13.3%	12.4%	3.7%	0.4%	4.1%	2.4%	6.6%
CHO 8	2.1%	7.3%	3.0%	7.4%	8.9%	9.9%	4.5%	0.5%	4.9%	1.8%	6.8%
CHO 9	1.0%	6.7%	4.8%	7.5%	3.1%	7.2%	3.6%	0.5%	4.1%	1.6%	5.7%
Other Community Services	4.6%	8.9%	0.1%	0.5%	7.9%	8.5%	2.4%	0.5%	2.9%	2.2%	5.1%



Total absence rate



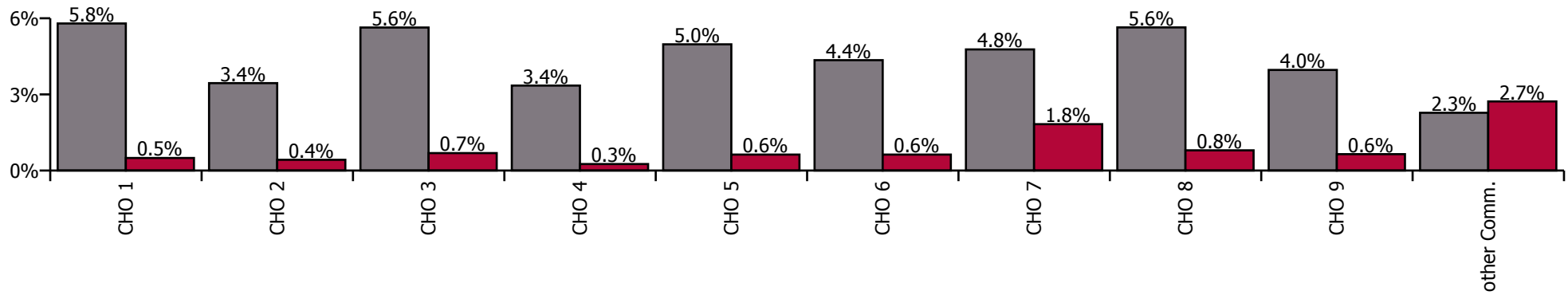
Non Covid-19 & Covid-19 Absence



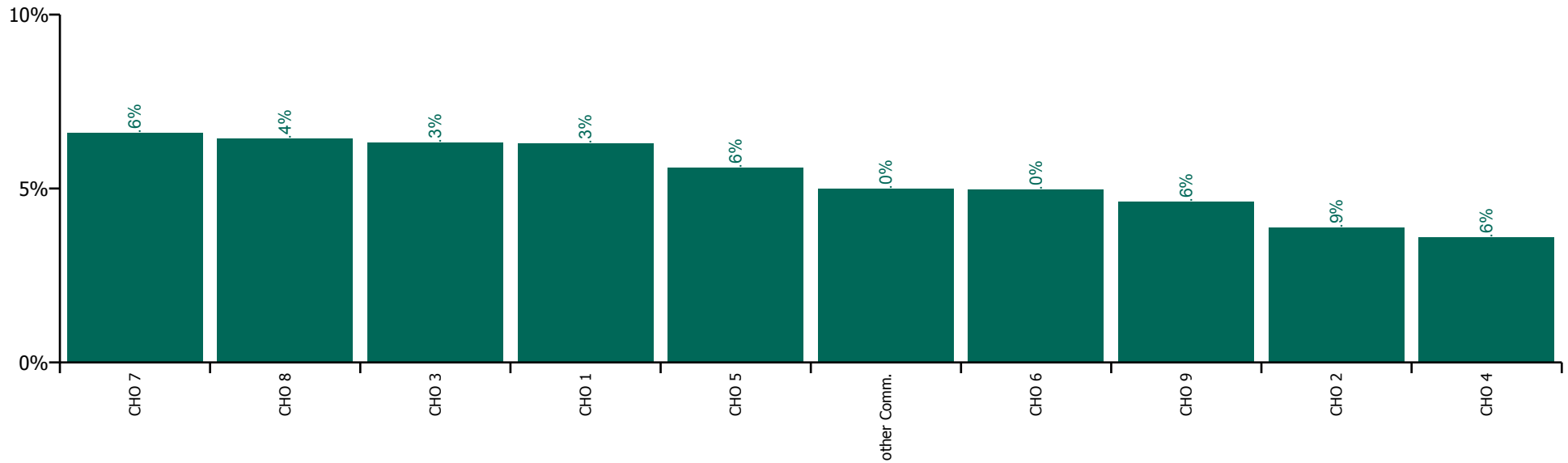
February 2021

Health Service Absence Rate by Hospital: Feb 2021	Medical & Dental	Nursing & Midwifery	Health & Social Care Professionals	Management & Administrative	General Support	Patient & Client Care	Certified absence	Self-certified absence	Non Covid-19 absence	Covid-19 absence	Total absence rate
Mental Health	2.4%	5.8%	3.9%	4.0%	6.3%	5.9%	4.0%	0.4%	4.4%	0.7%	5.1%
Health Service Executive	3.2%	6.6%	4.9%	6.1%	7.5%	8.3%	5.4%	0.4%	5.8%	0.5%	6.3%
CHO 1	3.2%	6.6%	4.9%	6.1%	7.5%	8.3%	5.4%	0.4%	5.8%	0.5%	6.3%
Health Service Executive	1.1%	4.8%	3.4%	3.2%	3.1%	3.6%	3.2%	0.2%	3.4%	0.4%	3.9%
CHO 2	1.1%	4.8%	3.4%	3.2%	3.1%	3.6%	3.2%	0.2%	3.4%	0.4%	3.9%
Health Service Executive	3.8%	7.7%	3.7%	5.2%	6.1%	7.5%	5.2%	0.4%	5.6%	0.7%	6.3%
CHO 3	3.8%	7.7%	3.7%	5.2%	6.1%	7.5%	5.2%	0.4%	5.6%	0.7%	6.3%
Health Service Executive	1.7%	4.2%	2.7%	2.8%	4.4%	3.6%	3.0%	0.4%	3.4%	0.3%	3.6%
CHO 4	1.7%	4.2%	2.7%	2.8%	4.4%	3.6%	3.0%	0.4%	3.4%	0.3%	3.6%
Health Service Executive	2.6%	5.8%	5.0%	5.0%	6.5%	6.0%	4.5%	0.5%	5.0%	0.6%	5.6%
CHO 5	2.6%	5.8%	5.0%	5.0%	6.5%	6.0%	4.5%	0.5%	5.0%	0.6%	5.6%
Health Service Executive	2.0%	6.4%	5.5%	4.0%	8.2%	5.3%	4.6%	0.5%	5.1%	0.8%	5.9%
Section 38 Voluntary Agencies	1.7%	3.9%	4.3%	3.8%	7.9%	1.0%	2.9%	0.5%	3.3%	0.4%	3.8%
CHO 6	1.8%	5.8%	4.6%	3.9%	8.1%	5.2%	3.8%	0.5%	4.4%	0.6%	5.0%
Health Service Executive	2.4%	7.6%	4.1%	8.0%	12.0%	13.2%	4.4%	0.3%	4.8%	1.8%	6.6%
CHO 7	2.4%	7.6%	4.1%	8.0%	12.0%	13.2%	4.4%	0.3%	4.8%	1.8%	6.6%
Health Service Executive	2.3%	6.8%	4.7%	5.6%	8.9%	8.7%	5.1%	0.5%	5.6%	0.8%	6.4%
CHO 8	2.3%	6.8%	4.7%	5.6%	8.9%	8.7%	5.1%	0.5%	5.6%	0.8%	6.4%
Health Service Executive	3.3%	4.9%	3.6%	5.7%	6.5%	5.3%	3.8%	0.3%	4.1%	0.7%	4.8%
Section 38 Voluntary Agencies	2.4%	3.5%	2.2%	3.4%	5.6%	3.4%	3.0%	0.4%	3.4%	0.4%	3.8%
CHO 9	3.3%	4.6%	3.5%	5.2%	6.2%	5.2%	3.6%	0.4%	4.0%	0.6%	4.6%
Other Community Services	2.2%	7.6%	1.7%	0.5%	4.5%	12.6%	1.9%	0.4%	2.3%	2.7%	5.0%

Non Covid-19 / Covid-19 absence rates



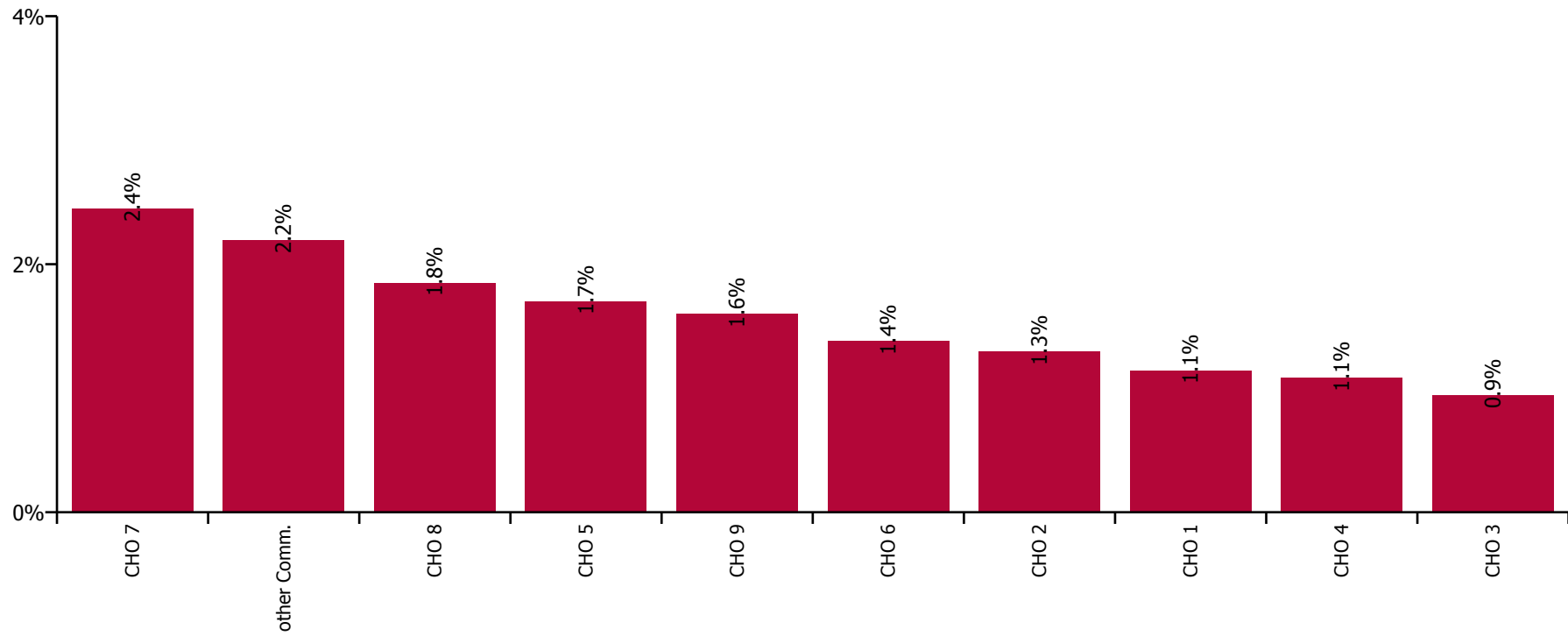
Total absence rate



February 2021

Health Service Covid-19 Absence Rate - by Staff Category & Hospital: Feb 2021	Medical & Dental	Nursing & Midwifery	Health & Social Care Professionals	Management & Administrative	General Support	Patient & Client Care	Covid-19 absence	Non Covid-19 absence	Total absence rate
Mental Health	0.5%	2.0%	0.7%	4.2%	1.2%	2.9%	1.6%	3.8%	5.4%
Health Service Executive	1.9%	1.1%	0.5%	9.2%	0.9%	2.2%	1.1%	5.0%	6.2%
CHO 1	1.9%	1.1%	0.5%	9.2%	0.9%	2.2%	1.1%	5.0%	6.2%
Health Service Executive	0.0%	2.6%	0.0%	2.4%	0.0%	0.3%	1.3%	2.4%	3.7%
CHO 2	0.0%	2.6%	0.0%	2.4%	0.0%	0.3%	1.3%	2.4%	3.7%
Health Service Executive	0.4%	1.4%	0.2%	3.2%	2.5%	0.6%	0.9%	5.7%	6.7%
CHO 3	0.4%	1.4%	0.2%	3.2%	2.5%	0.6%	0.9%	5.7%	6.7%
Health Service Executive	0.7%	0.9%	0.8%	3.7%	1.0%	3.4%	1.1%	3.5%	4.6%
CHO 4	0.7%	0.9%	0.8%	3.7%	1.0%	3.4%	1.1%	3.5%	4.6%
Health Service Executive	0.3%	2.2%	0.6%	4.6%	1.0%	3.0%	1.7%	3.6%	5.3%
CHO 5	0.3%	2.2%	0.6%	4.6%	1.0%	3.0%	1.7%	3.6%	5.3%
Health Service Executive	0.0%	1.7%	0.0%	4.5%	4.1%	3.2%	1.7%	3.4%	5.1%
Section 38 Voluntary Agencies	0.0%	1.5%	0.8%	3.8%	0.0%	0.0%	0.9%	2.8%	3.7%
CHO 6	0.0%	1.7%	0.5%	4.1%	3.0%	3.0%	1.4%	3.2%	4.5%
Health Service Executive	0.2%	2.4%	1.9%	10.0%	5.0%	5.6%	2.4%	4.1%	6.6%
CHO 7	0.2%	2.4%	1.9%	10.0%	5.0%	5.6%	2.4%	4.1%	6.6%
Health Service Executive	1.3%	1.5%	0.2%	7.4%	2.8%	4.1%	1.8%	4.9%	6.8%
CHO 8	1.3%	1.5%	0.2%	7.4%	2.8%	4.1%	1.8%	4.9%	6.8%
Health Service Executive	0.0%	1.9%	1.5%	6.8%	0.2%	3.6%	1.6%	4.1%	5.7%
Section 38 Voluntary Agencies	0.0%	2.6%	0.0%	10.8%	0.0%	0.0%	1.6%	4.0%	5.6%
CHO 9	0.0%	2.0%	1.5%	7.5%	0.1%	3.4%	1.6%	4.1%	5.7%
Other Community Services	0.0%	4.1%	0.0%	0.5%	0.9%	5.6%	2.2%	2.9%	5.1%

Covid-19 absence rate



February 2021

Health Service Absence Rate - by Staff Category: Feb 2021	Certified absence	Self- certified absence	Non Covid-19 absence	Covid-19 absence	Total absence rate	% Non Covid-19 absence	% Covid-19 absence
HSE Mental Health CHO 1	4.7%	0.3%	5.0%	1.1%	6.2%	81.5%	18.5%
Medical & Dental	0.4%	0.1%	0.5%	1.9%	2.4%	21.2%	78.8%
Nursing & Midwifery	5.2%	0.3%	5.5%	1.1%	6.6%	83.1%	16.9%
Health & Social Care Professionals	4.0%	0.6%	4.6%	0.5%	5.2%	90.0%	10.0%
Management & Administrative	8.3%	0.2%	8.4%	0.7%	9.2%	91.9%	8.1%
General Support	3.8%	0.2%	4.0%	0.9%	4.9%	81.4%	18.6%
Patient & Client Care	3.4%	0.2%	3.6%	2.2%	5.9%	62.0%	38.0%

February 2021

Health Service Absence Rate - by Staff Category: Feb 2021	Certified absence	Self- certified absence	Non Covid-19 absence	Covid-19 absence	Total absence rate	% Non Covid-19 absence	% Covid-19 absence
HSE Mental Health CHO 2	2.1%	0.2%	2.4%	1.3%	3.7%	64.6%	35.4%
Medical & Dental	0.0%	0.0%	0.0%	0.0%	0.0%		
Nursing & Midwifery	2.2%	0.3%	2.5%	2.6%	5.1%	48.9%	51.1%
Health & Social Care Professionals	2.9%	0.3%	3.2%	0.0%	3.2%	100.0%	0.0%
Management & Administrative	2.3%	0.1%	2.4%	0.0%	2.4%	100.0%	0.0%
General Support	0.9%	0.1%	1.0%	0.0%	1.0%	100.0%	0.0%
Patient & Client Care	2.8%	0.2%	3.0%	0.3%	3.3%	89.9%	10.1%

February 2021

Health Service Absence Rate - by Staff Category: Feb 2021	Certified absence	Self- certified absence	Non Covid-19 absence	Covid-19 absence	Total absence rate	% Non Covid-19 absence	% Covid-19 absence
HSE Mental Health CHO 3	5.5%	0.3%	5.7%	0.9%	6.7%	85.9%	14.1%
Medical & Dental	0.4%	0.1%	0.5%	0.4%	1.0%	54.7%	45.3%
Nursing & Midwifery	7.3%	0.5%	7.8%	1.4%	9.2%	84.8%	15.2%
Health & Social Care Professionals	3.5%	0.1%	3.6%	0.2%	3.7%	95.4%	4.6%
Management & Administrative	3.2%	0.0%	3.2%	0.0%	3.2%	100.0%	0.0%
General Support	1.6%	0.0%	1.6%	2.5%	4.2%	39.5%	60.5%
Patient & Client Care	8.3%	0.2%	8.5%	0.6%	9.1%	92.9%	7.1%

February 2021

Health Service Absence Rate - by Staff Category: Feb 2021	Certified absence	Self- certified absence	Non Covid-19 absence	Covid-19 absence	Total absence rate	% Non Covid-19 absence	% Covid-19 absence
HSE Mental Health CHO 4	3.1%	0.4%	3.5%	1.1%	4.6%	76.3%	23.7%
Medical & Dental	1.1%	0.2%	1.3%	0.7%	2.0%	64.4%	35.6%
Nursing & Midwifery	3.5%	0.4%	3.9%	0.9%	4.8%	80.8%	19.2%
Health & Social Care Professionals	3.8%	0.1%	4.0%	0.8%	4.8%	83.4%	16.6%
Management & Administrative	2.9%	0.5%	3.4%	0.3%	3.7%	91.7%	8.3%
General Support	1.2%	0.4%	1.6%	1.0%	2.6%	61.9%	38.1%
Patient & Client Care	3.2%	0.4%	3.5%	3.4%	6.9%	51.3%	48.7%

February 2021

Health Service Absence Rate - by Staff Category: Feb 2021	Certified absence	Self- certified absence	Non Covid-19 absence	Covid-19 absence	Total absence rate	% Non Covid-19 absence	% Covid-19 absence
HSE Mental Health CHO 5	3.0%	0.6%	3.6%	1.7%	5.3%	67.8%	32.2%
Medical & Dental	0.3%	0.3%	0.6%	0.3%	0.8%	66.5%	33.5%
Nursing & Midwifery	3.3%	0.7%	4.0%	2.2%	6.2%	65.1%	34.9%
Health & Social Care Professionals	2.4%	0.2%	2.7%	0.6%	3.2%	82.6%	17.4%
Management & Administrative	3.0%	0.3%	3.3%	1.3%	4.6%	72.0%	28.0%
General Support	3.5%	0.3%	3.8%	1.0%	4.8%	79.3%	20.7%
Patient & Client Care	3.4%	0.5%	3.9%	3.0%	6.9%	56.9%	43.1%

February 2021

Health Service Absence Rate - by Staff Category: Feb 2021	Certified absence	Self- certified absence	Non Covid-19 absence	Covid-19 absence	Total absence rate	% Non Covid-19 absence	% Covid-19 absence
HSE Mental Health CHO 6	2.9%	0.3%	3.2%	1.4%	4.5%	69.7%	30.3%
Medical & Dental	0.7%	0.2%	0.9%	0.0%	0.9%	100.0%	0.0%
Nursing & Midwifery	2.5%	0.4%	2.9%	1.7%	4.5%	63.5%	36.5%
Health & Social Care Professionals	3.4%	0.1%	3.4%	0.5%	3.9%	86.8%	13.2%
Management & Administrative	2.6%	0.2%	2.8%	1.3%	4.1%	68.9%	31.1%
General Support	8.4%	0.9%	9.3%	3.0%	12.3%	75.4%	24.6%
Patient & Client Care	2.6%	0.4%	2.9%	3.0%	5.9%	49.3%	50.7%

February 2021

Health Service Absence Rate - by Staff Category: Feb 2021	Certified absence	Self- certified absence	Non Covid-19 absence	Covid-19 absence	Total absence rate	% Non Covid-19 absence	% Covid-19 absence
HSE Mental Health CHO 7	3.7%	0.4%	4.1%	2.4%	6.6%	62.7%	37.3%
Medical & Dental	0.8%	0.2%	1.0%	0.2%	1.2%	85.4%	14.6%
Nursing & Midwifery	2.7%	0.6%	3.3%	2.4%	5.7%	57.2%	42.8%
Health & Social Care Professionals	4.1%	0.3%	4.4%	1.9%	6.2%	70.3%	29.7%
Management & Administrative	8.4%	0.0%	8.4%	1.6%	10.0%	84.2%	15.8%
General Support	7.7%	0.5%	8.3%	5.0%	13.3%	62.3%	37.7%
Patient & Client Care	6.5%	0.3%	6.8%	5.6%	12.4%	54.7%	45.3%

February 2021

Health Service Absence Rate - by Staff Category: Feb 2021	Certified absence	Self-certified absence	Non Covid-19 absence	Covid-19 absence	Total absence rate	% Non Covid-19 absence	% Covid-19 absence
HSE Mental Health CHO 8	4.5%	0.5%	4.9%	1.8%	6.8%	72.7%	27.3%
Medical & Dental	0.6%	0.2%	0.8%	1.3%	2.1%	37.7%	62.3%
Nursing & Midwifery	5.2%	0.6%	5.8%	1.5%	7.3%	79.4%	20.6%
Health & Social Care Professionals	2.6%	0.1%	2.7%	0.2%	3.0%	92.0%	8.0%
Management & Administrative	4.8%	0.2%	4.9%	2.4%	7.4%	67.0%	33.0%
General Support	6.0%	0.1%	6.2%	2.8%	8.9%	68.9%	31.1%
Patient & Client Care	5.2%	0.7%	5.9%	4.1%	9.9%	59.2%	40.8%

February 2021

Health Service Absence Rate - by Staff Category: Feb 2021	Certified absence	Self-certified absence	Non Covid-19 absence	Covid-19 absence	Total absence rate	% Non Covid-19 absence	% Covid-19 absence
HSE Mental Health CHO 9	3.6%	0.5%	4.1%	1.6%	5.7%	71.9%	28.1%
Medical & Dental	0.8%	0.2%	1.0%	0.0%	1.0%	100.0%	0.0%
Nursing & Midwifery	4.0%	0.6%	4.6%	2.0%	6.7%	69.4%	30.6%
Health & Social Care Professionals	2.8%	0.5%	3.3%	1.5%	4.8%	68.9%	31.1%
Management & Administrative	6.5%	0.4%	6.9%	0.6%	7.5%	91.9%	8.1%
General Support	2.5%	0.5%	3.0%	0.1%	3.1%	95.2%	4.8%
Patient & Client Care	3.2%	0.6%	3.8%	3.4%	7.2%	52.4%	47.6%

February 2021

Health Service Absence Rate - by Staff Category: Feb 2021	Certified absence	Self-certified absence	Non Covid-19 absence	Covid-19 absence	Total absence rate	% Non Covid-19 absence	% Covid-19 absence
HSE Mental Health Other Community Services	2.4%	0.5%	2.9%	2.2%	5.1%	57.3%	42.7%
Medical & Dental	4.6%	0.0%	4.6%	0.0%	4.6%	100.0%	0.0%
Nursing & Midwifery	3.8%	1.0%	4.8%	4.1%	8.9%	54.0%	46.0%
Health & Social Care Professionals	0.0%	0.1%	0.1%	0.0%	0.1%	100.0%	0.0%
Management & Administrative	0.5%	0.0%	0.5%	0.0%	0.5%	100.0%	0.0%
General Support	6.8%	0.2%	7.0%	0.9%	7.9%	88.6%	11.4%
Patient & Client Care	2.0%	0.9%	2.9%	5.6%	8.5%	34.4%	65.6%

February 2021

[illegible]

February 2021

St. Vincent's, Fairview absence by Staff Category	Certified absence	Self- certified absence	Non Covid-19 absence	Covid-19 absence	Total absence rate	% Non Covid-19 absence	% Covid-19 absence
St. Vincent's, Fairview (CHO 9)	3.0%	1.0%	4.0%	1.6%	5.6%	70.7%	29.3%
Medical & Dental	0.0%	0.0%	0.0%	0.0%	0.0%		
Nursing & Midwifery	2.5%	1.2%	3.7%	2.6%	6.3%	59.2%	40.8%
Health & Social Care Professionals	1.5%	0.0%	1.5%	0.0%	1.5%	100.0%	0.0%
Management & Administrative	10.0%	0.7%	10.8%	0.0%	10.8%	100.0%	0.0%
General Support	0.1%	0.5%	0.7%	0.0%	0.7%	100.0%	0.0%
Patient & Client Care	0.0%	0.0%	0.0%	0.0%	0.0%		#DIV/0

Mental Health

Year/ month	Medical & Dental	Nursing & Midwifery	Health & Social Care Professionals	Management & Administrative	General Support	Patient & Client Care	Certified absence	Self-certified absence	Non Covid-19 absence	Covid-19 absence	Total absence rate
2021	2.6%	8.1%	4.0%	4.4%	6.5%	8.5%	3.6%	0.3%	3.9%	2.7%	6.6%
Feb 2021	1.5%	6.4%	4.0%	4.2%	5.2%	7.2%	3.4%	0.4%	3.8%	1.6%	5.4%
Jan 2021	3.9%	9.6%	4.0%	4.6%	7.7%	9.6%	3.7%	0.2%	4.0%	3.8%	7.8%
2020	3.0%	6.5%	4.0%	3.6%	6.6%	6.9%	3.7%	0.3%	4.1%	1.5%	5.6%
Dec 2020	2.6%	6.9%	4.1%	2.8%	6.0%	6.9%	3.6%	0.3%	3.9%	1.7%	5.6%
Nov 2020	2.7%	6.4%	3.7%	2.7%	5.7%	5.6%	3.5%	0.3%	3.7%	1.3%	5.1%
Oct 2020	2.4%	6.9%	3.5%	3.0%	5.5%	5.9%	3.5%	0.3%	3.8%	1.5%	5.3%
Sep 2020	2.1%	6.4%	4.0%	3.2%	6.9%	7.3%	3.9%	0.3%	4.2%	1.2%	5.4%
Aug 2020	1.9%	5.7%	3.2%	2.9%	5.1%	7.5%	3.8%	0.3%	4.1%	0.8%	4.9%
Jul 2020	2.2%	5.0%	2.8%	2.6%	5.7%	6.6%	3.5%	0.3%	3.8%	0.7%	4.5%
Jun 2020	1.3%	5.1%	2.2%	2.7%	6.2%	6.8%	3.2%	0.3%	3.5%	0.9%	4.4%
May 2020	2.7%	7.7%	2.8%	3.7%	7.2%	8.4%	3.5%	0.2%	3.8%	2.5%	6.2%
Apr 2020	6.3%	9.5%	6.3%	5.2%	9.5%	9.7%	3.7%	0.2%	3.9%	4.4%	8.3%
Mar 2020	6.9%	8.3%	7.4%	5.5%	7.4%	8.4%	4.1%	0.4%	4.5%	3.2%	7.7%
Feb 2020	2.1%	4.6%	3.6%	4.2%	7.4%	4.8%	4.0%	0.5%	4.5%		4.5%
Jan 2020	2.1%	5.5%	4.0%	4.2%	7.2%	5.1%	4.5%	0.5%	5.0%		5.0%
2019	1.9%	5.1%	4.1%	4.6%	6.0%	4.9%	4.3%	0.5%	4.7%		4.7%
Dec 2019	2.6%	5.7%	4.8%	5.6%	6.7%	5.3%	4.8%	0.6%	5.4%		5.4%
Nov 2019	1.2%	5.2%	4.0%	4.7%	5.7%	4.8%	4.1%	0.5%	4.6%		4.6%
Oct 2019	2.0%	4.9%	3.8%	5.2%	5.4%	4.0%	4.0%	0.5%	4.4%		4.4%
Sep 2019	2.2%	5.4%	4.5%	5.4%	5.3%	4.0%	4.3%	0.5%	4.8%		4.8%
Aug 2019	2.3%	5.2%	4.6%	4.5%	5.6%	5.1%	4.4%	0.4%	4.8%		4.8%
Jul 2019	1.9%	5.3%	4.6%	3.7%	5.7%	5.4%	4.4%	0.4%	4.8%		4.8%
Jun 2019	1.4%	4.9%	4.5%	4.2%	5.8%	5.3%	4.2%	0.4%	4.6%		4.6%
May 2019	1.8%	4.7%	3.8%	4.3%	6.0%	4.4%	4.0%	0.4%	4.4%		4.4%
Apr 2019	2.2%	4.9%	3.6%	3.5%	6.1%	4.8%	4.0%	0.4%	4.4%		4.4%
Mar 2019	1.4%	5.0%	3.5%	4.9%	6.8%	5.1%	4.2%	0.4%	4.6%		4.6%
Feb 2019	2.1%	4.9%	4.3%	4.2%	6.3%	4.6%	4.1%	0.6%	4.6%		4.6%
Jan 2019	1.9%	5.4%	3.9%	5.7%	7.0%	5.9%	4.7%	0.5%	5.2%		5.2%
2018	2.0%	5.1%	3.5%	4.0%	6.1%	5.4%	4.2%	0.5%	4.7%		4.7%

Mental Health

Year/ month	CHO 1	CHO 2	CHO 3	CHO 4	CHO 5	CHO 6	CHO 7	CHO 8	CHO 9	other Comm.	Community Services absence rate	Certified absence	Self-certified absence	Non Covid-19 absence	Covid-19 absence	Total absence rate
2021	7.6%	4.1%	8.6%	5.1%	7.3%	7.4%	7.4%	7.7%	6.3%	6.4%	6.6%	3.6%	0.3%	3.9%	2.7%	6.6%
Feb 2021	6.2%	3.7%	6.7%	4.6%	5.3%	4.5%	6.6%	6.8%	5.7%	5.1%	5.4%	3.4%	0.4%	3.8%	1.6%	5.41%
Jan 2021	9.0%	4.6%	10.5%	5.7%	9.2%	10.2%	8.2%	8.5%	6.8%	7.6%	7.8%	3.7%	0.2%	4.0%	3.8%	7.76%
2020	6.9%	4.1%	7.3%	4.1%	5.8%	4.9%	8.5%	7.6%	4.8%	4.8%	5.6%	3.7%	0.3%	4.1%	1.5%	5.6%
Dec 2020	7.0%	3.6%	5.0%	2.9%	5.9%	6.3%	7.6%	7.1%	4.2%	8.1%	5.6%	3.6%	0.3%	3.9%	1.7%	5.58%
Nov 2020	6.5%	3.7%	6.3%	3.5%	5.5%	4.4%	11.0%	5.9%	3.7%	4.6%	5.1%	3.5%	0.3%	3.7%	1.3%	5.07%
Oct 2020	6.9%	3.9%	7.2%	4.2%	6.0%	3.8%	10.9%	6.7%	3.6%	5.1%	5.3%	3.5%	0.3%	3.8%	1.5%	5.33%
Sep 2020	6.7%	4.5%	7.4%	3.8%	5.8%	4.4%	6.2%	8.3%	4.0%	4.5%	5.4%	3.9%	0.3%	4.2%	1.2%	5.44%
Aug 2020	6.2%	3.9%	7.4%	3.4%	5.3%	3.4%	6.2%	7.0%	3.5%	4.7%	4.9%	3.8%	0.3%	4.1%	0.8%	4.93%
Jul 2020	6.0%	3.5%	6.3%	3.7%	4.4%	3.1%	6.3%	6.1%	3.6%	3.8%	4.5%	3.5%	0.3%	3.8%	0.7%	4.49%
Jun 2020	5.5%	3.0%	6.9%	3.8%	5.0%	3.4%	4.7%	6.1%	3.2%	3.8%	4.4%	3.2%	0.3%	3.5%	0.9%	4.42%
May 2020	6.1%	4.4%	9.7%	5.6%	6.6%	4.3%	7.1%	8.4%	5.8%	5.5%	6.2%	3.5%	0.2%	3.8%	2.5%	6.22%
Apr 2020	8.7%	5.9%	9.9%	6.5%	7.7%	9.6%	14.2%	11.8%	7.9%	6.8%	8.3%	3.7%	0.2%	3.9%	4.4%	8.31%
Mar 2020	9.8%	6.4%	9.4%	4.2%	6.0%	6.4%	24.9%	10.2%	8.1%	5.8%	7.7%	4.1%	0.4%	4.5%	3.2%	7.66%
Feb 2020	6.2%	2.3%	5.7%	3.9%	4.8%	4.4%	6.8%	6.7%	4.7%	2.2%	4.5%	4.0%	0.5%	4.5%		4.46%
Jan 2020	6.7%	4.1%	6.3%	3.9%	6.2%	5.4%	5.8%	6.8%	4.8%	2.3%	5.0%	4.5%	0.5%	5.0%		5.01%
2019	6.1%	4.1%	5.9%	3.3%	5.3%	4.1%	5.0%	5.7%	4.4%		4.7%	4.3%	0.5%	4.7%		4.7%
Dec 2019	6.3%	4.4%	6.6%	3.6%	6.4%	5.0%	5.9%	7.2%	4.6%		5.4%	4.8%	0.6%	5.4%		5.36%
Nov 2019	5.7%	3.5%	5.3%	3.8%	4.6%	3.7%	5.3%	6.2%	4.3%		4.6%	4.1%	0.5%	4.6%		4.64%
Oct 2019	4.7%	3.6%	5.6%	3.3%	5.0%	3.3%	5.9%	5.7%	4.2%		4.4%	4.0%	0.5%	4.4%		4.44%
Sep 2019	6.0%	4.0%	5.4%	3.9%	5.4%	3.0%	6.3%	5.6%	4.6%		4.8%	4.3%	0.5%	4.8%		4.81%
Aug 2019	6.3%	4.0%	6.7%	3.3%	5.4%	4.1%	5.9%	5.9%	4.5%		4.8%	4.4%	0.4%	4.8%		4.82%
Jul 2019	6.7%	4.1%	6.6%	3.2%	5.0%	4.4%	4.0%	5.7%	4.3%		4.8%	4.4%	0.4%	4.8%		4.82%
Jun 2019	6.4%	3.9%	6.3%	2.9%	4.7%	4.9%	5.4%	5.6%	3.9%		4.6%	4.2%	0.4%	4.6%		4.62%
May 2019	5.8%	3.6%	6.3%	3.1%	4.9%	4.8%	5.2%	5.1%	3.0%		4.4%	4.0%	0.4%	4.4%		4.39%
Apr 2019	5.6%	4.0%	5.8%	2.8%	4.9%	3.6%	5.0%	5.5%	3.7%		4.4%	4.0%	0.4%	4.4%		4.40%
Mar 2019	6.4%	4.5%	6.1%	2.8%	5.3%	3.3%	4.1%	5.0%	4.8%		4.6%	4.2%	0.4%	4.6%		4.63%
Feb 2019	6.2%	4.1%	5.5%	3.2%	5.6%	5.1%	3.6%	5.5%	3.7%		4.6%	4.1%	0.6%	4.6%		4.61%
Jan 2019	7.5%	5.3%	4.2%	3.2%	6.0%	4.5%	4.0%	5.3%	6.2%		5.2%	4.7%	0.5%	5.2%		5.17%

