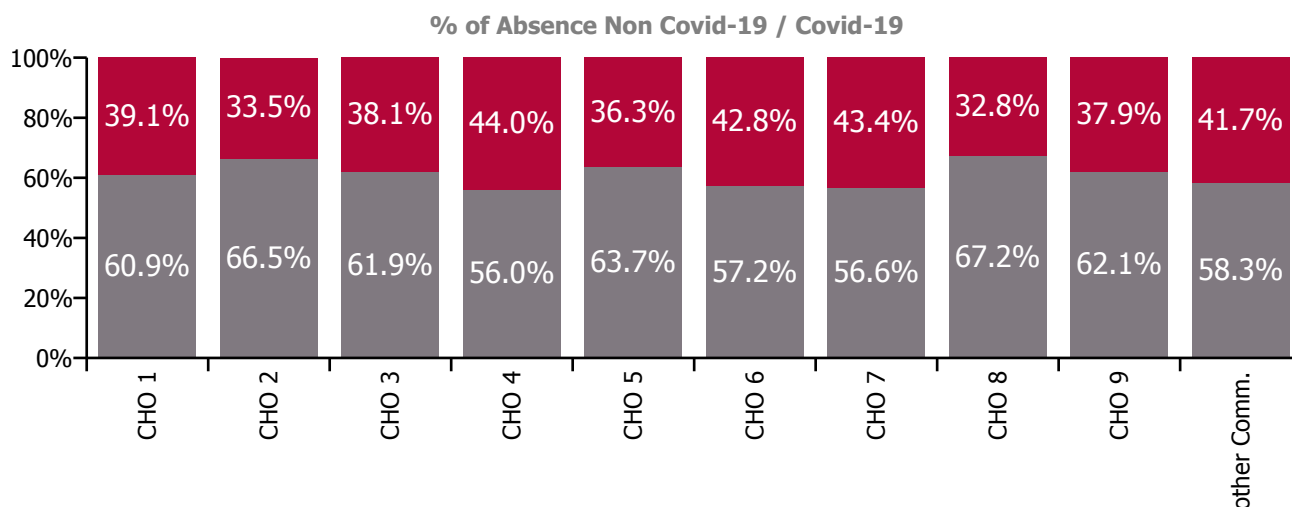
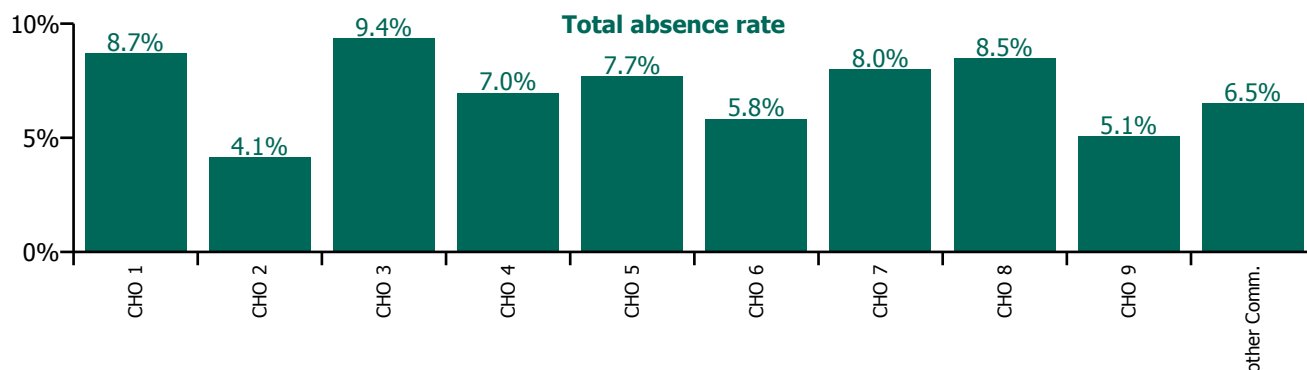


February 2022

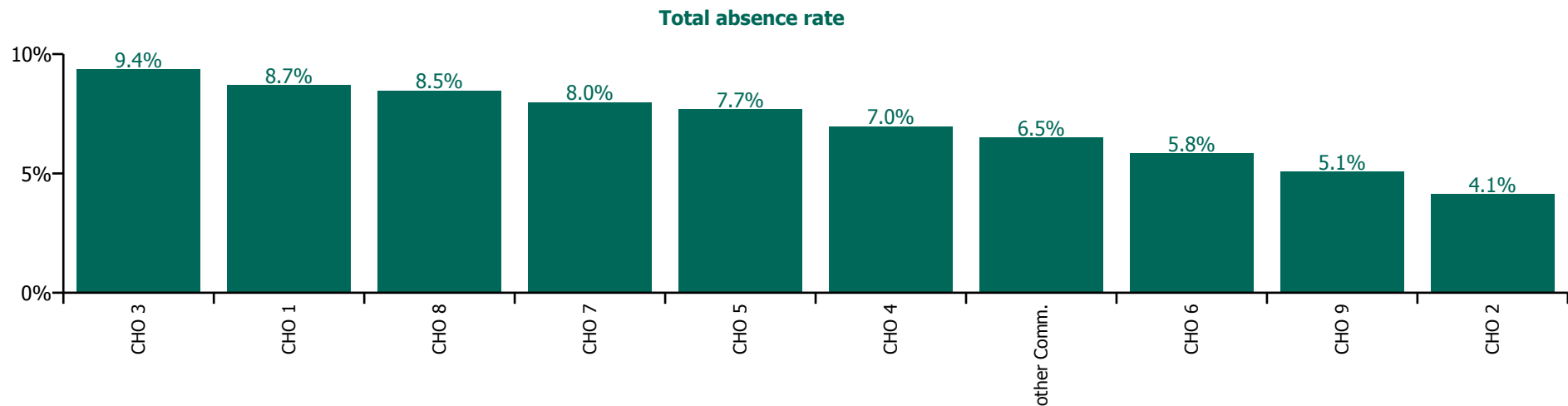
Health Service Absence Rate - by Staff Category: Feb 2022	Certified absence	Self-certified absence	Non Covid-19 absence	Covid-19 absence	Total absence rate	% Non Covid-19 absence	% Covid-19 absence
Mental Health	3.8%	0.4%	4.2%	2.7%	6.9%	61.3%	38.7%
Medical & Dental	2.2%	0.1%	2.3%	1.2%	3.5%	66.1%	33.9%
Nursing & Midwifery	4.3%	0.5%	4.8%	3.1%	8.0%	60.6%	39.4%
Health & Social Care Professionals	2.7%	0.3%	3.0%	2.6%	5.6%	53.1%	46.9%
Management & Administrative	3.0%	0.2%	3.2%	2.1%	5.3%	60.4%	39.6%
General Support	5.0%	0.5%	5.5%	2.2%	7.7%	71.1%	28.9%
Patient & Client Care	4.2%	0.6%	4.8%	2.7%	7.6%	63.9%	36.1%

Health Service Absence Rate - Care Group by CHO: Feb 2022	Certified absence	Self-certified absence	Non Covid-19 absence	Covid-19 absence	Total absence rate	% Non Covid-19 absence	% Covid-19 absence
Mental Health	3.8%	0.4%	4.2%	2.7%	6.9%	61.3%	38.7%
CHO 1	5.0%	0.3%	5.3%	3.4%	8.7%	60.9%	39.1%
CHO 2	2.6%	0.1%	2.7%	1.4%	4.1%	66.5%	33.5%
CHO 3	5.3%	0.5%	5.8%	3.6%	9.4%	61.9%	38.1%
CHO 4	3.4%	0.5%	3.9%	3.1%	7.0%	56.0%	44.0%
CHO 5	4.4%	0.4%	4.9%	2.8%	7.7%	63.7%	36.3%
CHO 6	3.0%	0.3%	3.3%	2.5%	5.8%	57.2%	42.8%
CHO 7	4.0%	0.5%	4.5%	3.5%	8.0%	56.6%	43.4%
CHO 8	5.2%	0.5%	5.7%	2.8%	8.5%	67.2%	32.8%
CHO 9	2.8%	0.3%	3.1%	1.9%	5.1%	62.1%	37.9%
Other Community Services	2.7%	1.1%	3.8%	2.7%	6.5%	58.3%	41.7%

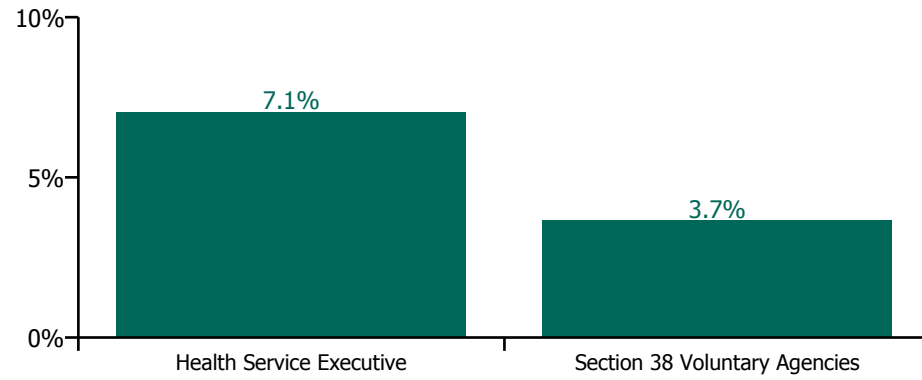


February 2022

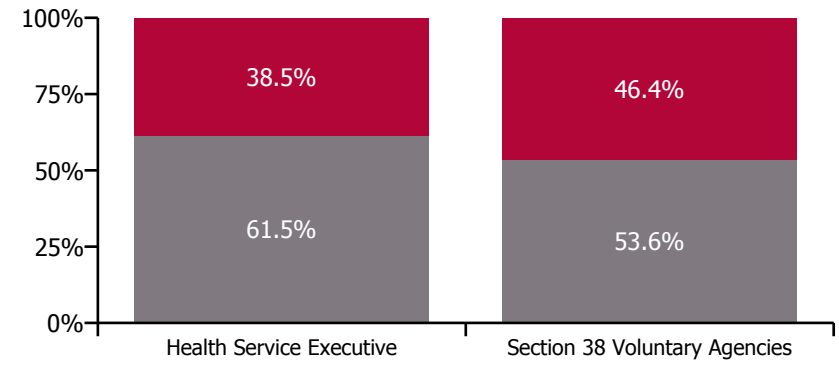
Health Service Absence Rate - by Hospital Group & Staff Category: Feb 2022	Medical & Dental	Nursing & Midwifery	Health & Social Care Professionals	Management & Administrative	General Support	Patient & Client Care	Certified absence	Self-certified absence	Non Covid-19 absence	Covid-19 absence	Total absence rate
Mental Health	3.5%	8.0%	5.6%	5.3%	7.7%	7.6%	3.8%	0.4%	4.2%	2.7%	6.9%
CHO 1	5.7%	9.7%	8.8%	5.6%	13.2%	5.4%	5.0%	0.3%	5.3%	3.4%	8.7%
CHO 2	1.6%	5.3%	3.5%	3.8%	0.6%	3.5%	2.6%	0.1%	2.7%	1.4%	4.1%
CHO 3	14.5%	10.4%	6.5%	7.7%	5.2%	8.6%	5.3%	0.5%	5.8%	3.6%	9.4%
CHO 4	1.9%	8.2%	3.3%	1.7%	10.3%	9.7%	3.4%	0.5%	3.9%	3.1%	7.0%
CHO 5	3.7%	8.8%	7.1%	6.4%	7.7%	5.4%	4.4%	0.4%	4.9%	2.8%	7.7%
CHO 6	2.3%	6.6%	6.9%	6.8%	4.6%	4.7%	3.0%	0.3%	3.3%	2.5%	5.8%
CHO 7	1.9%	8.8%	4.2%	9.2%	10.6%	14.6%	4.0%	0.5%	4.5%	3.5%	8.0%
CHO 8	1.4%	9.4%	6.7%	5.2%	11.7%	12.6%	5.2%	0.5%	5.7%	2.8%	8.5%
CHO 9	3.7%	5.0%	4.8%	6.7%	6.6%	4.0%	2.8%	0.3%	3.1%	1.9%	5.1%
Other Community Services	0.8%	8.2%	6.0%	1.9%	5.7%	8.4%	2.7%	1.1%	3.8%	2.7%	6.5%



Total absence rate



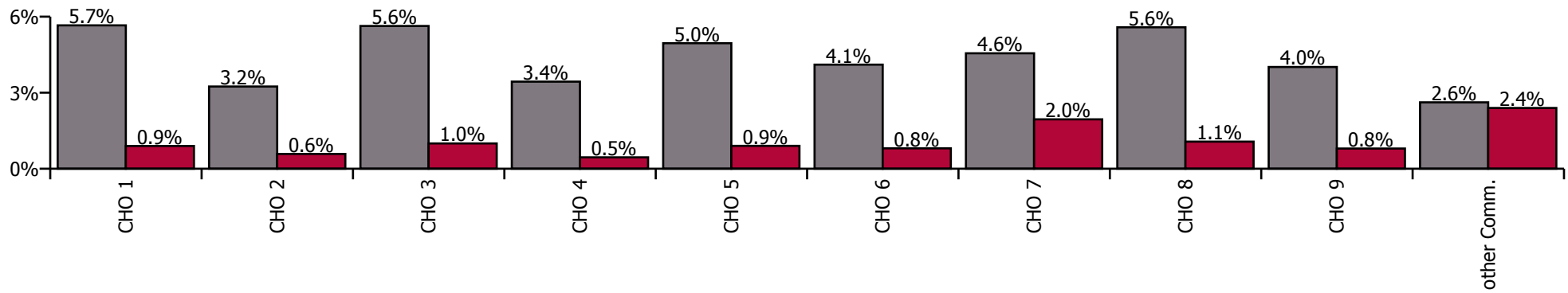
Non Covid-19 & Covid-19 Absence



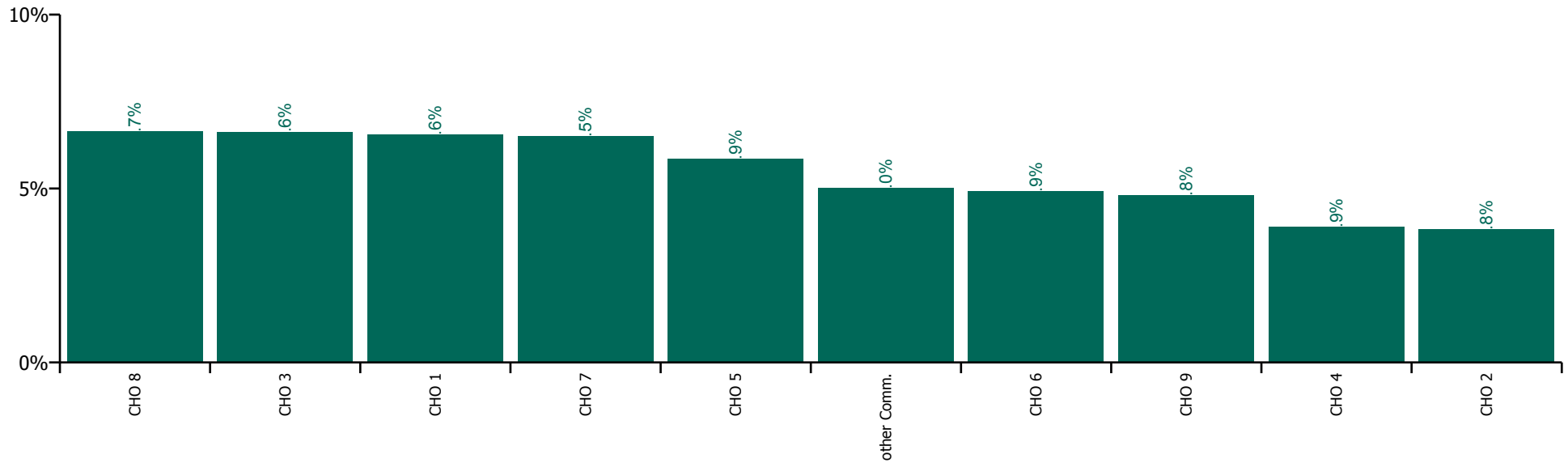
February 2022

Health Service Absence Rate by Hospital: Feb 2022	Medical & Dental	Nursing & Midwifery	Health & Social Care Professionals	Management & Administrative	General Support	Patient & Client Care	Certified absence	Self-certified absence	Non Covid-19 absence	Covid-19 absence	Total absence rate
Mental Health	2.3%	6.0%	4.0%	4.0%	6.5%	6.2%	4.0%	0.4%	4.4%	0.9%	5.3%
Health Service Executive	3.2%	7.0%	5.3%	5.9%	8.5%	7.7%	5.3%	0.4%	5.7%	0.9%	6.6%
CHO 1	3.2%	7.0%	5.3%	5.9%	8.5%	7.7%	5.3%	0.4%	5.7%	0.9%	6.6%
Health Service Executive	1.1%	4.9%	3.1%	3.1%	2.9%	3.5%	3.0%	0.2%	3.2%	0.6%	3.8%
CHO 2	1.1%	4.9%	3.1%	3.1%	2.9%	3.5%	3.0%	0.2%	3.2%	0.6%	3.8%
Health Service Executive	4.1%	8.1%	3.8%	5.6%	5.2%	8.1%	5.2%	0.4%	5.6%	1.0%	6.6%
CHO 3	4.1%	8.1%	3.8%	5.6%	5.2%	8.1%	5.2%	0.4%	5.6%	1.0%	6.6%
Health Service Executive	1.7%	4.5%	2.9%	2.9%	4.7%	4.1%	3.1%	0.4%	3.4%	0.5%	3.9%
CHO 4	1.7%	4.5%	2.9%	2.9%	4.7%	4.1%	3.1%	0.4%	3.4%	0.5%	3.9%
Health Service Executive	2.5%	6.2%	4.8%	4.7%	6.6%	6.7%	4.5%	0.5%	5.0%	0.9%	5.9%
CHO 5	2.5%	6.2%	4.8%	4.7%	6.6%	6.7%	4.5%	0.5%	5.0%	0.9%	5.9%
Health Service Executive	2.0%	6.1%	5.7%	4.0%	8.1%	5.1%	4.2%	0.5%	4.7%	1.0%	5.7%
Section 38 Voluntary Agencies	1.6%	3.8%	4.3%	4.5%	7.7%	2.1%	2.8%	0.4%	3.2%	0.6%	3.8%
CHO 6	1.7%	5.6%	4.7%	4.3%	8.0%	5.0%	3.6%	0.5%	4.1%	0.8%	4.9%
Health Service Executive	2.2%	7.0%	4.6%	7.3%	12.3%	12.1%	4.2%	0.4%	4.6%	2.0%	6.5%
CHO 7	2.2%	7.0%	4.6%	7.3%	12.3%	12.1%	4.2%	0.4%	4.6%	2.0%	6.5%
Health Service Executive	2.1%	7.1%	4.9%	5.5%	9.2%	9.2%	5.1%	0.5%	5.6%	1.1%	6.7%
CHO 8	2.1%	7.1%	4.9%	5.5%	9.2%	9.2%	5.1%	0.5%	5.6%	1.1%	6.7%
Health Service Executive	3.1%	5.2%	4.2%	5.9%	6.4%	5.5%	3.8%	0.4%	4.2%	0.8%	5.0%
Section 38 Voluntary Agencies	1.9%	3.5%	2.3%	4.0%	5.5%	3.2%	2.8%	0.4%	3.2%	0.6%	3.8%
CHO 9	3.1%	4.8%	4.1%	5.5%	6.2%	5.4%	3.7%	0.4%	4.0%	0.8%	4.8%
Other Community Services	2.0%	7.5%	1.6%	0.6%	6.0%	9.7%	2.1%	0.5%	2.6%	2.4%	5.0%

Non Covid-19 / Covid-19 absence rates



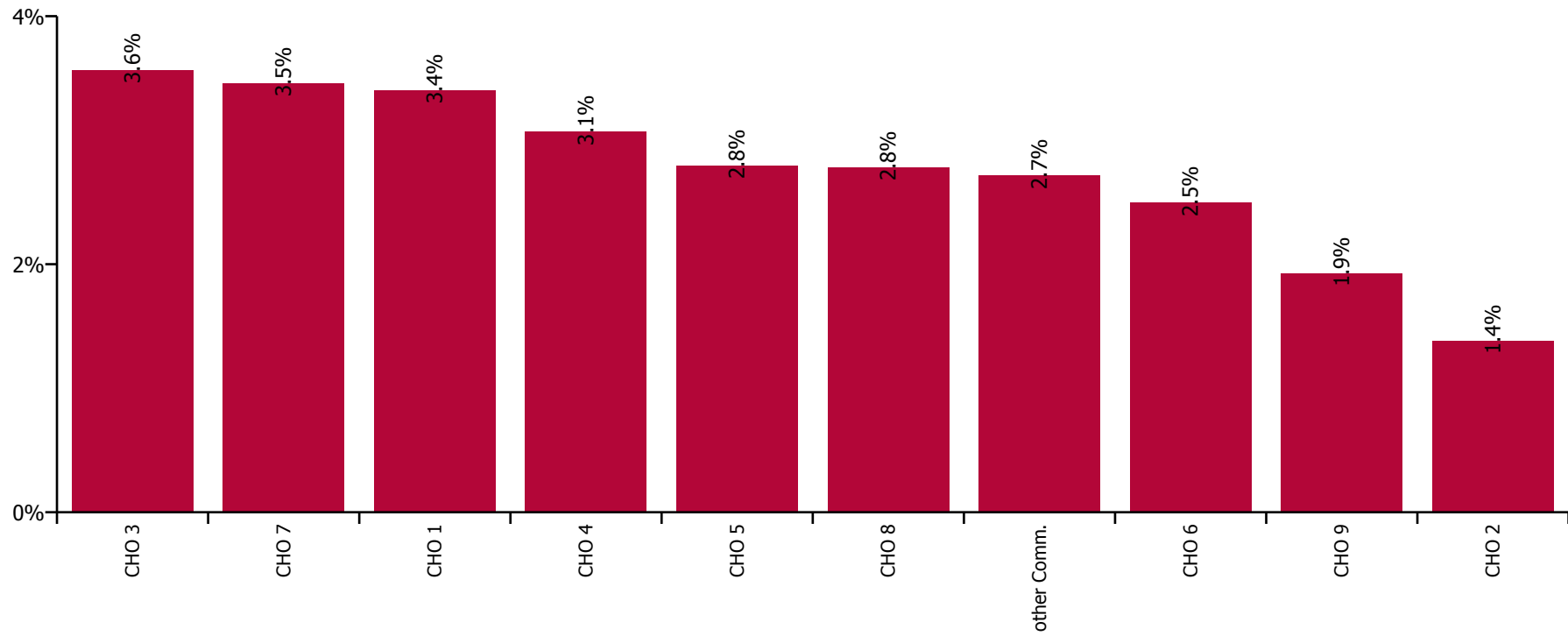
Total absence rate



February 2022

Health Service Covid-19 Absence Rate - by Staff Category & Hospital: Feb 2022	Medical & Dental	Nursing & Midwifery	Health & Social Care Professionals	Management & Administrative	General Support	Patient & Client Care	Covid-19 absence	Non Covid-19 absence	Total absence rate
Mental Health	1.2%	3.1%	2.6%	5.3%	2.2%	2.7%	2.7%	4.2%	6.9%
Health Service Executive	2.9%	4.2%	2.9%	5.6%	1.1%	2.7%	3.4%	5.3%	8.7%
CHO 1	2.9%	4.2%	2.9%	5.6%	1.1%	2.7%	3.4%	5.3%	8.7%
Health Service Executive	0.4%	1.6%	2.6%	3.8%	0.0%	0.6%	1.4%	2.7%	4.1%
CHO 2	0.4%	1.6%	2.6%	3.8%	0.0%	0.6%	1.4%	2.7%	4.1%
Health Service Executive	3.8%	4.4%	3.0%	7.7%	1.2%	2.4%	3.6%	5.8%	9.4%
CHO 3	3.8%	4.4%	3.0%	7.7%	1.2%	2.4%	3.6%	5.8%	9.4%
Health Service Executive	0.6%	3.5%	2.1%	1.7%	4.1%	5.1%	3.1%	3.9%	7.0%
CHO 4	0.6%	3.5%	2.1%	1.7%	4.1%	5.1%	3.1%	3.9%	7.0%
Health Service Executive	1.6%	3.2%	3.1%	6.4%	2.0%	1.1%	2.8%	4.9%	7.7%
CHO 5	1.6%	3.2%	3.1%	6.4%	2.0%	1.1%	2.8%	4.9%	7.7%
Health Service Executive	0.7%	3.6%	3.8%	5.5%	0.2%	1.0%	2.8%	4.3%	7.1%
Section 38 Voluntary Agencies	0.0%	0.8%	3.4%	7.8%	6.8%	0.0%	2.1%	1.7%	3.7%
CHO 6	0.3%	3.0%	3.6%	6.8%	1.8%	1.0%	2.5%	3.3%	5.8%
Health Service Executive	1.2%	3.5%	2.0%	9.2%	4.7%	7.3%	3.5%	4.5%	8.0%
CHO 7	1.2%	3.5%	2.0%	9.2%	4.7%	7.3%	3.5%	4.5%	8.0%
Health Service Executive	0.9%	3.3%	2.3%	5.2%	3.4%	3.3%	2.8%	5.7%	8.5%
CHO 8	0.9%	3.3%	2.3%	5.2%	3.4%	3.3%	2.8%	5.7%	8.5%
Health Service Executive	0.8%	2.3%	2.8%	6.5%	2.7%	0.9%	2.0%	3.3%	5.3%
Section 38 Voluntary Agencies	0.0%	1.8%	0.0%	7.9%	0.2%	0.0%	1.1%	2.4%	3.6%
CHO 9	0.8%	2.2%	2.7%	6.7%	2.0%	0.9%	1.9%	3.1%	5.1%
Other Community Services	0.0%	3.3%	2.0%	1.9%	4.3%	3.6%	2.7%	3.8%	6.5%

Covid-19 absence rate



February 2022

Health Service Absence Rate - by Staff Category: Feb 2022	Certified absence	Self- certified absence	Non Covid-19 absence	Covid-19 absence	Total absence rate	% Non Covid-19 absence	% Covid-19 absence
HSE Mental Health CHO 1	5.0%	0.3%	5.3%	3.4%	8.7%	60.9%	39.1%
Medical & Dental	2.7%	0.1%	2.8%	2.9%	5.7%	49.3%	50.7%
Nursing & Midwifery	5.2%	0.3%	5.5%	4.2%	9.7%	56.8%	43.2%
Health & Social Care Professionals	5.3%	0.6%	5.9%	2.9%	8.8%	66.8%	33.2%
Management & Administrative	2.4%	0.4%	2.8%	2.8%	5.6%	49.2%	50.8%
General Support	11.6%	0.4%	12.0%	1.1%	13.2%	91.5%	8.5%
Patient & Client Care	2.3%	0.4%	2.7%	2.7%	5.4%	49.9%	50.1%

February 2022

Health Service Absence Rate - by Staff Category: Feb 2022	Certified absence	Self- certified absence	Non Covid-19 absence	Covid-19 absence	Total absence rate	% Non Covid-19 absence	% Covid-19 absence
HSE Mental Health CHO 2	2.6%	0.1%	2.7%	1.4%	4.1%	66.5%	33.5%
Medical & Dental	1.2%	0.0%	1.2%	0.4%	1.6%	74.3%	25.7%
Nursing & Midwifery	3.6%	0.1%	3.7%	1.6%	5.3%	69.9%	30.1%
Health & Social Care Professionals	0.9%	0.1%	0.9%	2.6%	3.5%	26.7%	73.3%
Management & Administrative	1.7%	0.2%	1.9%	1.9%	3.8%	49.5%	50.5%
General Support	0.4%	0.2%	0.6%	0.0%	0.6%	100.0%	0.0%
Patient & Client Care	2.7%	0.1%	2.8%	0.6%	3.5%	81.7%	18.3%

February 2022

Health Service Absence Rate - by Staff Category: Feb 2022	Certified absence	Self- certified absence	Non Covid-19 absence	Covid-19 absence	Total absence rate	% Non Covid-19 absence	% Covid-19 absence
HSE Mental Health CHO 3	5.3%	0.5%	5.8%	3.6%	9.4%	61.9%	38.1%
Medical & Dental	10.4%	0.3%	10.7%	3.8%	14.5%	73.9%	26.1%
Nursing & Midwifery	5.4%	0.6%	6.0%	4.4%	10.4%	57.5%	42.5%
Health & Social Care Professionals	3.3%	0.2%	3.5%	3.0%	6.5%	54.3%	45.7%
Management & Administrative	4.8%	0.2%	5.0%	2.7%	7.7%	64.9%	35.1%
General Support	3.4%	0.6%	4.0%	1.2%	5.2%	77.2%	22.8%
Patient & Client Care	5.5%	0.7%	6.2%	2.4%	8.6%	71.7%	28.3%

February 2022

Health Service Absence Rate - by Staff Category: Feb 2022	Certified absence	Self- certified absence	Non Covid-19 absence	Covid-19 absence	Total absence rate	% Non Covid-19 absence	% Covid-19 absence
HSE Mental Health CHO 4	3.4%	0.5%	3.9%	3.1%	7.0%	56.0%	44.0%
Medical & Dental	1.2%	0.1%	1.3%	0.6%	1.9%	67.7%	32.3%
Nursing & Midwifery	4.1%	0.6%	4.7%	3.5%	8.2%	57.7%	42.3%
Health & Social Care Professionals	0.9%	0.4%	1.2%	2.1%	3.3%	36.9%	63.1%
Management & Administrative	1.6%	0.1%	1.7%	0.0%	1.7%	100.0%	0.0%
General Support	5.2%	1.0%	6.2%	4.1%	10.3%	60.5%	39.5%
Patient & Client Care	4.1%	0.5%	4.6%	5.1%	9.7%	47.6%	52.4%

February 2022

Health Service Absence Rate - by Staff Category: Feb 2022	Certified absence	Self- certified absence	Non Covid-19 absence	Covid-19 absence	Total absence rate	% Non Covid-19 absence	% Covid-19 absence
HSE Mental Health CHO 5	4.4%	0.4%	4.9%	2.8%	7.7%	63.7%	36.3%
Medical & Dental	2.0%	0.1%	2.1%	1.6%	3.7%	56.4%	43.6%
Nursing & Midwifery	5.1%	0.6%	5.7%	3.2%	8.8%	64.2%	35.8%
Health & Social Care Professionals	3.9%	0.2%	4.1%	3.1%	7.1%	57.0%	43.0%
Management & Administrative	2.5%	0.1%	2.5%	3.8%	6.4%	39.9%	60.1%
General Support	5.2%	0.4%	5.7%	2.0%	7.7%	73.8%	26.2%
Patient & Client Care	3.6%	0.7%	4.3%	1.1%	5.4%	79.4%	20.6%

February 2022

Health Service Absence Rate - by Staff Category: Feb 2022	Certified absence	Self- certified absence	Non Covid-19 absence	Covid-19 absence	Total absence rate	% Non Covid-19 absence	% Covid-19 absence
HSE Mental Health CHO 6	3.0%	0.3%	3.3%	2.5%	5.8%	57.2%	42.8%
Medical & Dental	1.9%	0.1%	2.0%	0.3%	2.3%	88.6%	11.4%
Nursing & Midwifery	3.3%	0.3%	3.7%	3.0%	6.6%	55.4%	44.6%
Health & Social Care Professionals	3.1%	0.3%	3.3%	3.6%	6.9%	48.3%	51.7%
Management & Administrative	3.2%	0.5%	3.6%	3.2%	6.8%	53.2%	46.8%
General Support	1.9%	0.9%	2.8%	1.8%	4.6%	61.2%	38.8%
Patient & Client Care	3.4%	0.4%	3.8%	1.0%	4.7%	79.4%	20.6%

February 2022

Health Service Absence Rate - by Staff Category: Feb 2022	Certified absence	Self- certified absence	Non Covid-19 absence	Covid-19 absence	Total absence rate	% Non Covid-19 absence	% Covid-19 absence
HSE Mental Health CHO 7	4.0%	0.5%	4.5%	3.5%	8.0%	56.6%	43.4%
Medical & Dental	0.6%	0.1%	0.7%	1.2%	1.9%	37.4%	62.6%
Nursing & Midwifery	4.7%	0.6%	5.3%	3.5%	8.8%	60.1%	39.9%
Health & Social Care Professionals	1.7%	0.5%	2.1%	2.0%	4.2%	51.5%	48.5%
Management & Administrative	6.1%	0.3%	6.4%	2.8%	9.2%	69.8%	30.2%
General Support	5.5%	0.4%	5.8%	4.7%	10.6%	55.3%	44.7%
Patient & Client Care	6.4%	0.8%	7.2%	7.3%	14.6%	49.7%	50.3%

February 2022

Health Service Absence Rate - by Staff Category: Feb 2022	Certified absence	Self- certified absence	Non Covid-19 absence	Covid-19 absence	Total absence rate	% Non Covid-19 absence	% Covid-19 absence
HSE Mental Health CHO 8	5.2%	0.5%	5.7%	2.8%	8.5%	67.2%	32.8%
Medical & Dental	0.4%	0.1%	0.5%	0.9%	1.4%	34.7%	65.3%
Nursing & Midwifery	5.6%	0.5%	6.1%	3.3%	9.4%	64.7%	35.3%
Health & Social Care Professionals	4.0%	0.4%	4.4%	2.3%	6.7%	66.0%	34.0%
Management & Administrative	3.6%	0.2%	3.8%	1.4%	5.2%	73.2%	26.8%
General Support	7.9%	0.4%	8.3%	3.4%	11.7%	70.7%	29.3%
Patient & Client Care	8.4%	0.8%	9.3%	3.3%	12.6%	73.7%	26.3%

February 2022

Health Service Absence Rate - by Staff Category: Feb 2022	Certified absence	Self- certified absence	Non Covid-19 absence	Covid-19 absence	Total absence rate	% Non Covid-19 absence	% Covid-19 absence
HSE Mental Health CHO 9	2.8%	0.3%	3.1%	1.9%	5.1%	62.1%	37.9%
Medical & Dental	2.8%	0.1%	2.9%	0.8%	3.7%	79.0%	21.0%
Nursing & Midwifery	2.5%	0.4%	2.8%	2.2%	5.0%	56.5%	43.5%
Health & Social Care Professionals	1.8%	0.3%	2.1%	2.7%	4.8%	43.8%	56.2%
Management & Administrative	4.6%	0.2%	4.8%	2.0%	6.7%	70.8%	29.2%
General Support	4.1%	0.4%	4.5%	2.0%	6.6%	69.1%	30.9%
Patient & Client Care	2.9%	0.2%	3.1%	0.9%	4.0%	77.8%	22.2%

February 2022

Health Service Absence Rate - by Staff Category: Feb 2022	Certified absence	Self- certified absence	Non Covid-19 absence	Covid-19 absence	Total absence rate	% Non Covid-19 absence	% Covid-19 absence
HSE Mental Health Other Community Services	2.7%	1.1%	3.8%	2.7%	6.5%	58.3%	41.7%
Medical & Dental	0.8%	0.0%	0.8%	0.0%	0.8%	100.0%	0.0%
Nursing & Midwifery	3.4%	1.5%	4.9%	3.3%	8.2%	59.7%	40.3%
Health & Social Care Professionals	3.8%	0.2%	4.0%	2.0%	6.0%	66.7%	33.3%
Management & Administrative	1.0%	0.2%	1.2%	0.8%	1.9%	59.6%	40.4%
General Support	0.7%	0.7%	1.3%	4.3%	5.7%	23.8%	76.2%
Patient & Client Care	3.0%	1.7%	4.7%	3.6%	8.4%	56.7%	43.3%

February 2022

[illegible]

February 2022

St. Vincent's, Fairview absence by Staff Category	Certified absence	Self-certified absence	Non Covid-19 absence	Covid-19 absence	Total absence rate	% Non Covid-19 absence	% Covid-19 absence
St. Vincent's, Fairview (CHO 9)	2.2%	0.2%	2.4%	1.1%	3.6%	68.1%	31.9%
Medical & Dental	0.0%	0.0%	0.0%	0.0%	0.0%		
Nursing & Midwifery	0.7%	0.2%	0.8%	1.8%	2.7%	31.1%	68.9%
Health & Social Care Professionals	0.0%	0.0%	0.0%	0.0%	0.0%		#DIV/0
Management & Administrative	7.9%	0.0%	7.9%	0.0%	7.9%	100.0%	0.0%
General Support	3.5%	0.6%	4.1%	0.2%	4.3%	95.6%	4.4%
Patient & Client Care	0.0%	0.0%	0.0%	0.0%	0.0%		#DIV/0

Mental Health

Year/ month	Medical & Dental	Nursing & Midwifery	Health & Social Care Professionals	Management & Administrative	General Support	Patient & Client Care	Certified absence	Self-certified absence	Non Covid-19 absence	Covid-19 absence	Total absence rate
2022	3.6%	9.5%	6.2%	6.2%	9.2%	9.5%	3.8%	0.4%	4.2%	4.0%	8.2%
Feb 2022	3.5%	8.0%	5.6%	5.3%	7.7%	7.6%	3.8%	0.4%	4.2%	2.7%	6.9%
Jan 2022	3.7%	11.1%	6.7%	7.2%	10.6%	11.4%	3.9%	0.3%	4.2%	5.4%	9.6%
2021	2.0%	6.5%	4.0%	3.8%	6.7%	6.8%	3.8%	0.4%	4.2%	1.4%	5.6%
Dec 2021	2.8%	9.1%	5.4%	5.2%	9.7%	8.7%	4.3%	0.4%	4.8%	2.9%	7.7%
Nov 2021	2.4%	8.5%	5.2%	5.4%	9.8%	9.1%	4.5%	0.6%	5.1%	2.2%	7.3%
Oct 2021	3.3%	6.8%	4.5%	4.2%	7.7%	6.4%	4.3%	0.5%	4.8%	1.2%	6.0%
Sep 2021	3.0%	6.4%	3.6%	4.7%	7.4%	6.0%	4.1%	0.4%	4.5%	1.0%	5.5%
Aug 2021	1.5%	6.6%	4.6%	4.5%	5.4%	7.3%	4.3%	0.4%	4.7%	0.9%	5.7%
Jul 2021	1.6%	5.4%	3.8%	3.8%	5.8%	5.8%	3.7%	0.4%	4.1%	0.7%	4.7%
Jun 2021	1.3%	4.8%	3.9%	2.6%	6.4%	5.3%	3.4%	0.4%	3.8%	0.5%	4.3%
May 2021	0.8%	4.5%	2.9%	2.0%	4.6%	5.0%	2.9%	0.3%	3.2%	0.6%	3.7%
Apr 2021	1.2%	4.8%	3.1%	2.5%	4.3%	5.3%	3.0%	0.3%	3.4%	0.6%	4.0%
Mar 2021	1.0%	5.2%	3.4%	3.2%	5.7%	6.1%	3.2%	0.4%	3.6%	0.9%	4.5%
Feb 2021	1.5%	6.4%	4.0%	4.2%	5.2%	7.2%	3.4%	0.4%	3.8%	1.6%	5.4%
Jan 2021	3.9%	9.6%	4.0%	4.6%	7.7%	9.6%	3.7%	0.2%	4.0%	3.8%	7.8%
2020	3.0%	6.5%	4.0%	3.6%	6.6%	6.9%	3.7%	0.3%	4.1%	1.5%	5.6%
Dec 2020	2.6%	6.9%	4.1%	2.8%	6.0%	6.9%	3.6%	0.3%	3.9%	1.7%	5.6%
Nov 2020	2.7%	6.4%	3.7%	2.7%	5.7%	5.6%	3.5%	0.3%	3.7%	1.3%	5.1%
Oct 2020	2.4%	6.9%	3.5%	3.0%	5.5%	5.9%	3.5%	0.3%	3.8%	1.5%	5.3%
Sep 2020	2.1%	6.4%	4.0%	3.2%	6.9%	7.3%	3.9%	0.3%	4.2%	1.2%	5.4%
Aug 2020	1.9%	5.7%	3.2%	2.9%	5.1%	7.5%	3.8%	0.3%	4.1%	0.8%	4.9%
Jul 2020	2.2%	5.0%	2.8%	2.6%	5.7%	6.6%	3.5%	0.3%	3.8%	0.7%	4.5%
Jun 2020	1.3%	5.1%	2.2%	2.7%	6.2%	6.8%	3.2%	0.3%	3.5%	0.9%	4.4%
May 2020	2.7%	7.7%	2.8%	3.7%	7.2%	8.4%	3.5%	0.2%	3.8%	2.5%	6.2%
Apr 2020	6.3%	9.5%	6.3%	5.2%	9.5%	9.7%	3.7%	0.2%	3.9%	4.4%	8.3%
Mar 2020	6.9%	8.3%	7.4%	5.5%	7.4%	8.4%	4.1%	0.4%	4.5%	3.2%	7.7%
Feb 2020	2.1%	4.6%	3.6%	4.2%	7.4%	4.8%	4.0%	0.5%	4.5%		4.5%
Jan 2020	2.1%	5.5%	4.0%	4.2%	7.2%	5.1%	4.5%	0.5%	5.0%		5.0%
2019	1.9%	5.1%	4.1%	4.6%	6.0%	4.9%	4.3%	0.5%	4.7%		4.7%
Dec 2019	2.6%	5.7%	4.8%	5.6%	6.7%	5.3%	4.8%	0.6%	5.4%		5.4%
Nov 2019	1.2%	5.2%	4.0%	4.7%	5.7%	4.8%	4.1%	0.5%	4.6%		4.6%

Oct 2019	2.0%	4.9%	3.8%	5.2%	5.4%	4.0%	4.0%	0.5%	4.4%		4.4%
Sep 2019	2.2%	5.4%	4.5%	5.4%	5.3%	4.0%	4.3%	0.5%	4.8%		4.8%
Aug 2019	2.3%	5.2%	4.6%	4.5%	5.6%	5.1%	4.4%	0.4%	4.8%		4.8%
Jul 2019	1.9%	5.3%	4.6%	3.7%	5.7%	5.4%	4.4%	0.4%	4.8%		4.8%
Jun 2019	1.4%	4.9%	4.5%	4.2%	5.8%	5.3%	4.2%	0.4%	4.6%		4.6%
May 2019	1.8%	4.7%	3.8%	4.3%	6.0%	4.4%	4.0%	0.4%	4.4%		4.4%
Apr 2019	2.2%	4.9%	3.6%	3.5%	6.1%	4.8%	4.0%	0.4%	4.4%		4.4%
Mar 2019	1.4%	5.0%	3.5%	4.9%	6.8%	5.1%	4.2%	0.4%	4.6%		4.6%
Feb 2019	2.1%	4.9%	4.3%	4.2%	6.3%	4.6%	4.1%	0.6%	4.6%		4.6%
Jan 2019	1.9%	5.4%	3.9%	5.7%	7.0%	5.9%	4.7%	0.5%	5.2%		5.2%

Mental Health

Year/ month	CHO 1	CHO 2	CHO 3	CHO 4	CHO 5	CHO 6	CHO 7	CHO 8	CHO 9	other Comm.	Community Services absence rate	Certified absence	Self-certified absence	Non Covid-19 absence	Covid-19 absence	Total absence rate
2022	9.9%	5.3%	11.1%	8.0%	8.8%	6.7%	8.6%	10.1%	6.9%	8.2%	8.2%	3.8%	0.4%	4.2%	4.0%	8.2%
Feb 2022	8.7%	4.1%	9.4%	7.0%	7.7%	5.8%	8.0%	8.5%	5.1%	6.5%	6.9%	3.8%	0.4%	4.2%	2.7%	6.92%
Jan 2022	11.1%	6.6%	12.7%	9.3%	9.9%	7.5%	9.3%	11.6%	8.6%	9.7%	9.6%	3.9%	0.3%	4.2%	5.4%	9.56%
2021	7.0%	3.5%	7.2%	4.6%	6.3%	4.9%	6.2%	6.9%	5.2%	4.9%	5.6%	3.8%	0.4%	4.2%	1.4%	5.6%
Dec 2021	9.3%	5.2%	9.3%	6.1%	9.1%	6.1%	7.8%	9.0%	7.3%	8.7%	7.7%	4.3%	0.4%	4.8%	2.9%	7.66%
Nov 2021	8.9%	5.7%	7.6%	5.4%	8.4%	5.9%	7.3%	9.3%	7.7%	7.5%	7.3%	4.5%	0.6%	5.1%	2.2%	7.33%
Oct 2021	7.7%	3.8%	7.0%	4.8%	7.5%	5.1%	7.1%	6.7%	5.5%	5.6%	6.0%	4.3%	0.5%	4.8%	1.2%	5.97%
Sep 2021	8.2%	3.6%	8.3%	4.2%	6.6%	3.7%	6.4%	6.3%	5.1%	4.4%	5.5%	4.1%	0.4%	4.5%	1.0%	5.52%
Aug 2021	8.2%	5.1%	7.2%	4.1%	6.3%	4.3%	6.3%	7.0%	4.5%	4.6%	5.7%	4.3%	0.4%	4.7%	0.9%	5.67%
Jul 2021	6.4%	2.6%	7.2%	3.5%	5.6%	3.8%	5.5%	6.1%	4.3%	3.8%	4.7%	3.7%	0.4%	4.1%	0.7%	4.75%
Jun 2021	5.3%	1.5%	6.3%	4.1%	5.0%	3.9%	5.3%	6.1%	4.3%	3.2%	4.3%	3.4%	0.4%	3.8%	0.5%	4.30%
May 2021	4.6%	1.2%	4.9%	2.9%	4.6%	3.7%	4.1%	5.8%	4.0%	2.0%	3.7%	2.9%	0.3%	3.2%	0.6%	3.75%
Apr 2021	4.4%	2.7%	5.1%	3.3%	4.1%	3.4%	4.6%	6.4%	3.7%	2.9%	4.0%	3.0%	0.3%	3.4%	0.6%	3.98%
Mar 2021	5.3%	2.9%	6.3%	4.2%	4.6%	3.7%	5.3%	5.5%	4.0%	4.3%	4.5%	3.2%	0.4%	3.6%	0.9%	4.51%
Feb 2021	6.2%	3.7%	6.7%	4.6%	5.3%	4.5%	6.6%	6.8%	5.7%	5.1%	5.4%	3.4%	0.4%	3.8%	1.6%	5.41%
Jan 2021	9.0%	4.6%	10.5%	5.7%	9.2%	10.2%	8.2%	8.5%	6.8%	7.6%	7.8%	3.7%	0.2%	4.0%	3.8%	7.76%
2020	6.9%	4.1%	7.3%	4.1%	5.8%	4.9%	8.5%	7.6%	4.8%	4.8%	5.6%	3.7%	0.3%	4.1%	1.5%	5.6%
Dec 2020	7.0%	3.6%	5.0%	2.9%	5.9%	6.3%	7.6%	7.1%	4.2%	8.1%	5.6%	3.6%	0.3%	3.9%	1.7%	5.58%
Nov 2020	6.5%	3.7%	6.3%	3.5%	5.5%	4.4%	11.0%	5.9%	3.7%	4.6%	5.1%	3.5%	0.3%	3.7%	1.3%	5.07%
Oct 2020	6.9%	3.9%	7.2%	4.2%	6.0%	3.8%	10.9%	6.7%	3.6%	5.1%	5.3%	3.5%	0.3%	3.8%	1.5%	5.33%
Sep 2020	6.7%	4.5%	7.4%	3.8%	5.8%	4.4%	6.2%	8.3%	4.0%	4.5%	5.4%	3.9%	0.3%	4.2%	1.2%	5.44%
Aug 2020	6.2%	3.9%	7.4%	3.4%	5.3%	3.4%	6.2%	7.0%	3.5%	4.7%	4.9%	3.8%	0.3%	4.1%	0.8%	4.93%
Jul 2020	6.0%	3.5%	6.3%	3.7%	4.4%	3.1%	6.3%	6.1%	3.6%	3.8%	4.5%	3.5%	0.3%	3.8%	0.7%	4.49%
Jun 2020	5.5%	3.0%	6.9%	3.8%	5.0%	3.4%	4.7%	6.1%	3.2%	3.8%	4.4%	3.2%	0.3%	3.5%	0.9%	4.42%
May 2020	6.1%	4.4%	9.7%	5.6%	6.6%	4.3%	7.1%	8.4%	5.8%	5.5%	6.2%	3.5%	0.2%	3.8%	2.5%	6.22%
Apr 2020	8.7%	5.9%	9.9%	6.5%	7.7%	9.6%	14.2%	11.8%	7.9%	6.8%	8.3%	3.7%	0.2%	3.9%	4.4%	8.31%
Mar 2020	9.8%	6.4%	9.4%	4.2%	6.0%	6.4%	24.9%	10.2%	8.1%	5.8%	7.7%	4.1%	0.4%	4.5%	3.2%	7.66%
Feb 2020	6.2%	2.3%	5.7%	3.9%	4.8%	4.4%	6.8%	6.7%	4.7%	2.2%	4.5%	4.0%	0.5%	4.5%		4.46%
Jan 2020	6.7%	4.1%	6.3%	3.9%	6.2%	5.4%	5.8%	6.8%	4.8%	2.3%	5.0%	4.5%	0.5%	5.0%		5.01%
2019	6.1%	4.1%	5.9%	3.3%	5.3%	4.1%	5.0%	5.7%	4.4%		4.7%	4.3%	0.5%	4.7%		4.7%
Dec 2019	6.3%	4.4%	6.6%	3.6%	6.4%	5.0%	5.9%	7.2%	4.6%		5.4%	4.8%	0.6%	5.4%		5.36%
Nov 2019	5.7%	3.5%	5.3%	3.8%	4.6%	3.7%	5.3%	6.2%	4.3%		4.6%	4.1%	0.5%	4.6%		4.64%
Oct 2019	4.7%	3.6%	5.6%	3.3%	5.0%	3.3%	5.9%	5.7%	4.2%		4.4%	4.0%	0.5%	4.4%		4.44%
Sep 2019	6.0%	4.0%	5.4%	3.9%	5.4%	3.0%	6.3%	5.6%	4.6%		4.8%	4.3%	0.5%	4.8%		4.81%
Aug 2019	6.3%	4.0%	6.7%	3.3%	5.4%	4.1%	5.9%	5.9%	4.5%		4.8%	4.4%	0.4%	4.8%		4.82%
Jul 2019	6.7%	4.1%	6.6%	3.2%	5.0%	4.4%	4.0%	5.7%	4.3%		4.8%	4.4%	0.4%	4.8%		4.82%
Jun 2019	6.4%	3.9%	6.3%	2.9%	4.7%	4.9%	5.4%	5.6%	3.9%		4.6%	4.2%	0.4%	4.6%		4.62%
May 2019	5.8%	3.6%	6.3%	3.1%	4.9%	4.8%	5.2%	5.1%	3.0%		4.4%	4.0%	0.4%	4.4%		4.39%
Apr 2019	5.6%	4.0%	5.8%	2.8%	4.9%	3.6%	5.0%	5.5%	3.7%		4.4%	4.0%	0.4%	4.4%		4.40%
Mar 2019	6.4%	4.5%	6.1%	2.8%	5.3%	3.3%	4.1%	5.0%	4.8%		4.6%	4.2%	0.4%	4.6%		4.63%
Feb 2019	6.2%	4.1%	5.5%	3.2%	5.6%	5.1%	3.6%	5.5%	3.7%		4.6%	4.1%	0.6%	4.6%		4.61%
Jan 2019	7.5%	5.3%	4.2%	3.2%	6.0%	4.5%	4.0%	5.3%	6.2%		5.2%	4.7%	0.5%	5.2%		5.17%

