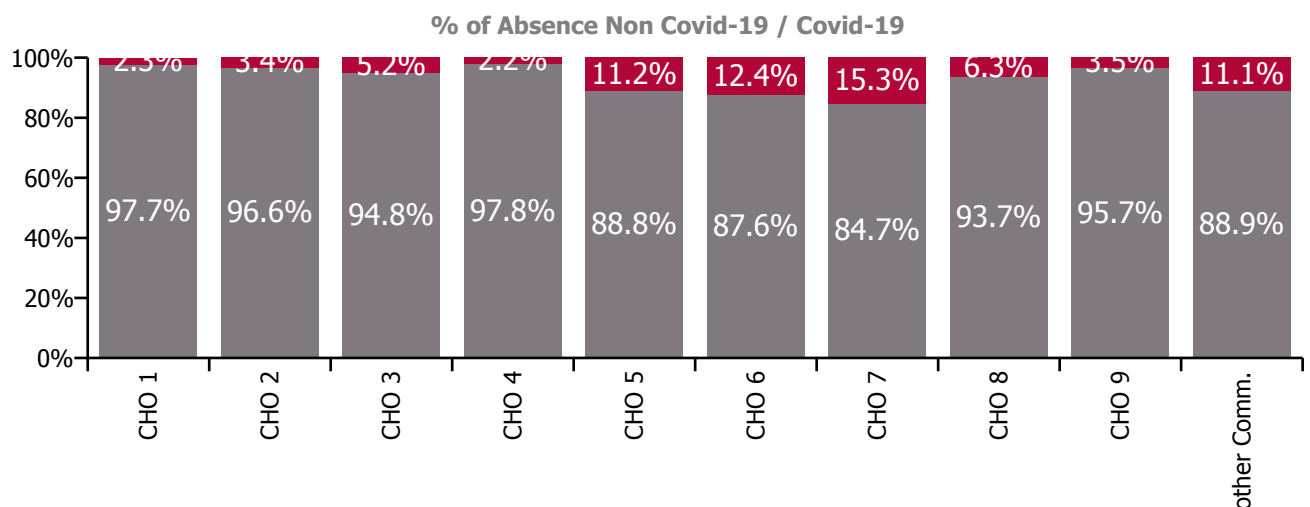
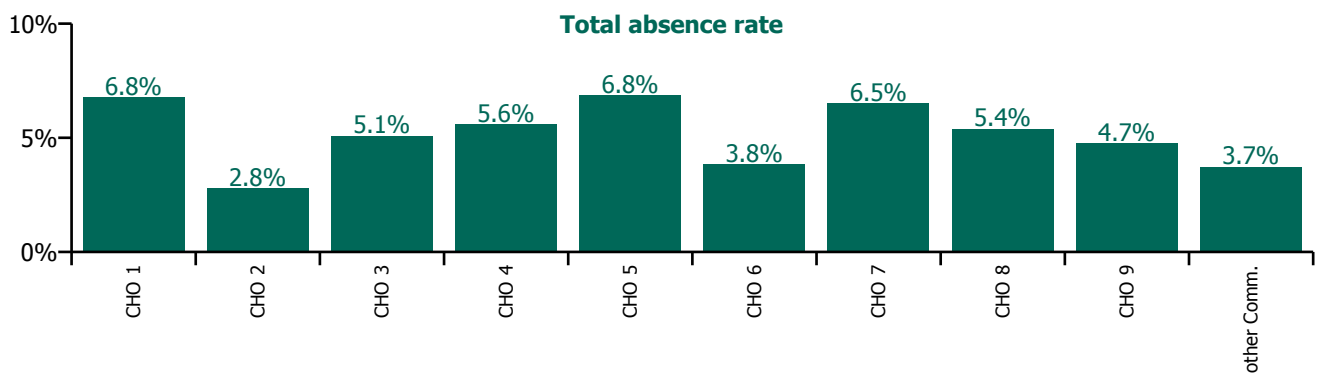


## February 2023

| Health Service Absence Rate - by Staff Category: Feb 2023 | Certified absence | Self-certified absence | Non Covid-19 absence | Covid-19 absence | Total absence rate | % Non Covid-19 absence | % Covid-19 absence |
|---|-------------------|------------------------|----------------------|------------------|--------------------|------------------------|--------------------|
| <b>Mental Health</b>                                      | <b>4.2%</b>       | <b>0.5%</b>            | <b>4.7%</b>          | <b>0.4%</b>      | <b>5.1%</b>        | <b>92.9%</b>           | <b>7.0%</b>        |
| Medical & Dental  | 1.2%              | 0.1%                   | 1.3%                 | 0.0%             | 1.4%               | 96.9%                  | 3.1%               |
| Nursing & Midwifery                                       | 4.6%              | 0.6%                   | 5.3%                 | 0.5%             | 5.7%               | 92.0%                  | 7.9%               |
| Health & Social Care Professionals                        | 3.2%              | 0.3%                   | 3.5%                 | 0.3%             | 3.8%               | 91.5%                  | 8.5%               |
| Management & Administrative                               | 3.6%              | 0.3%                   | 4.0%                 | 0.1%             | 4.0%               | 98.1%                  | 1.9%               |
| General Support   | 6.3%              | 0.5%                   | 6.7%                 | 0.4%             | 7.1%               | 94.4%                  | 5.2%               |
| Patient & Client Care                                     | 5.4%              | 0.6%                   | 6.1%                 | 0.5%             | 6.6%               | 92.6%                  | 7.4%               |

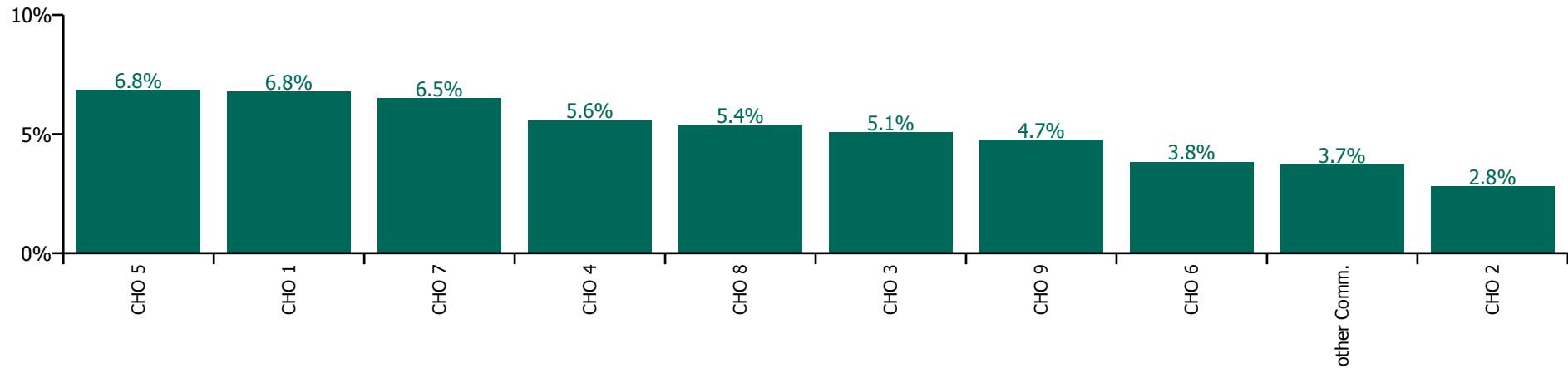
| Health Service Absence Rate - Care Group by CHO: Feb 2023 | Certified absence | Self-certified absence | Non Covid-19 absence | Covid-19 absence | Total absence rate | % Non Covid-19 absence | % Covid-19 absence |
|---|-------------------|------------------------|----------------------|------------------|--------------------|------------------------|--------------------|
| <b>Mental Health</b>                                      | <b>4.2%</b>       | <b>0.5%</b>            | <b>4.7%</b>          | <b>0.4%</b>      | <b>5.1%</b>        | <b>92.9%</b>           | <b>7.0%</b>        |
| CHO 1   | 6.0%              | 0.6%                   | 6.6%                 | 0.2%             | 6.8%               | 97.7%                  | 2.3%               |
| CHO 2   | 2.6%              | 0.1%                   | 2.7%                 | 0.1%             | 2.8%               | 96.6%                  | 3.4%               |
| CHO 3   | 4.2%              | 0.6%                   | 4.8%                 | 0.3%             | 5.1%               | 94.8%                  | 5.2%               |
| CHO 4   | 5.0%              | 0.5%                   | 5.5%                 | 0.1%             | 5.6%               | 97.8%                  | 2.2%               |
| CHO 5   | 5.6%              | 0.4%                   | 6.1%                 | 0.8%             | 6.8%               | 88.8%                  | 11.2%              |
| CHO 6   | 3.0%              | 0.4%                   | 3.4%                 | 0.5%             | 3.8%               | 87.6%                  | 12.4%              |
| CHO 7   | 4.9%              | 0.6%                   | 5.5%                 | 1.0%             | 6.5%               | 84.7%                  | 15.3%              |
| CHO 8   | 4.4%              | 0.6%                   | 5.0%                 | 0.3%             | 5.4%               | 93.7%                  | 6.3%               |
| CHO 9   | 4.1%              | 0.5%                   | 4.5%                 | 0.2%             | 4.7%               | 95.7%                  | 3.5%               |
| Other Community Services                                  | 2.4%              | 0.9%                   | 3.3%                 | 0.4%             | 3.7%               | 88.9%                  | 11.1%              |



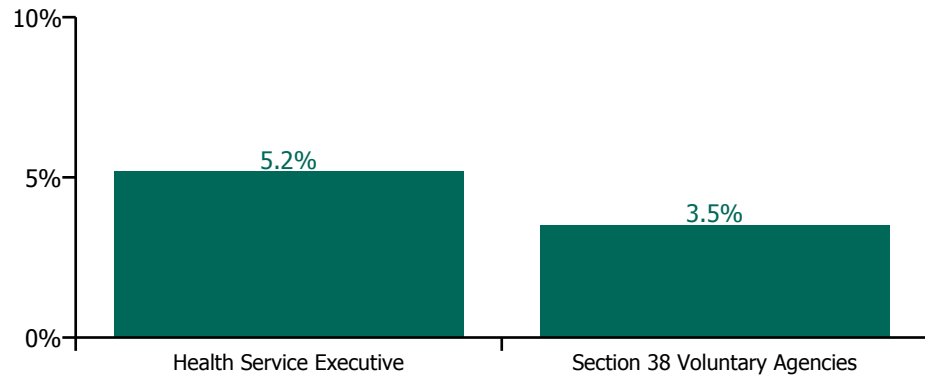
## February 2023

| Health Service Absence Rate - by Hospital Group & Staff Category: Feb 2023 | Medical & Dental | Nursing & Midwifery | Health & Social Care Professionals | Management & Administrative | General Support | Patient & Client Care | Certified absence | Self-certified absence | Non Covid-19 absence | Covid-19 absence | Total absence rate |
|--|------------------|---------------------|------------------------------------|-----------------------------|-----------------|-----------------------|-------------------|------------------------|----------------------|------------------|--------------------|
| <b>Mental Health</b>   | <b>1.4%</b>      | <b>5.7%</b>         | <b>3.8%</b>                        | <b>4.0%</b>                 | <b>7.1%</b>     | <b>6.6%</b>           | <b>4.2%</b>       | <b>0.5%</b>            | <b>4.7%</b>          | <b>0.4%</b>      | <b>5.1%</b>        |
| CHO 1  | 0.7%             | 7.4%                | 7.5%                               | 4.6%                        | 10.7%           | 7.8%                  | 6.0%              | 0.6%                   | 6.6%                 | 0.2%             | 6.8%               |
| CHO 2  | 1.1%             | 3.7%                | 1.5%                               | 1.4%                        | 0.3%            | 3.4%                  | 2.6%              | 0.1%                   | 2.7%                 | 0.1%             | 2.8%               |
| CHO 3  | 2.2%             | 7.1%                | 2.8%                               | 3.6%                        | 0.6%            | 5.8%                  | 4.2%              | 0.6%                   | 4.8%                 | 0.3%             | 5.1%               |
| CHO 4  | 1.1%             | 5.8%                | 4.0%                               | 5.1%                        | 7.4%            | 8.9%                  | 5.0%              | 0.5%                   | 5.5%                 | 0.1%             | 5.6%               |
| CHO 5  | 2.0%             | 7.3%                | 3.8%                               | 6.3%                        | 10.0%           | 5.7%                  | 5.6%              | 0.4%                   | 6.1%                 | 0.8%             | 6.8%               |
| CHO 6  | 0.3%             | 4.0%                | 5.1%                               | 4.4%                        | 6.2%            | 3.0%                  | 3.0%              | 0.4%                   | 3.4%                 | 0.5%             | 3.8%               |
| CHO 7  | 1.9%             | 7.2%                | 2.5%                               | 4.7%                        | 13.0%           | 13.3%                 | 4.9%              | 0.6%                   | 5.5%                 | 1.0%             | 6.5%               |
| CHO 8  | 0.5%             | 5.2%                | 2.6%                               | 5.2%                        | 12.5%           | 8.6%                  | 4.4%              | 0.6%                   | 5.0%                 | 0.3%             | 5.4%               |
| CHO 9  | 2.7%             | 4.8%                | 4.9%                               | 6.0%                        | 5.3%            | 5.0%                  | 4.1%              | 0.5%                   | 4.5%                 | 0.2%             | 4.7%               |
| Other Community Services   | 0.0%             | 5.0%                | 3.5%                               | 0.6%                        | 1.5%            | 6.0%                  | 2.4%              | 0.9%                   | 3.3%                 | 0.4%             | 3.7%               |

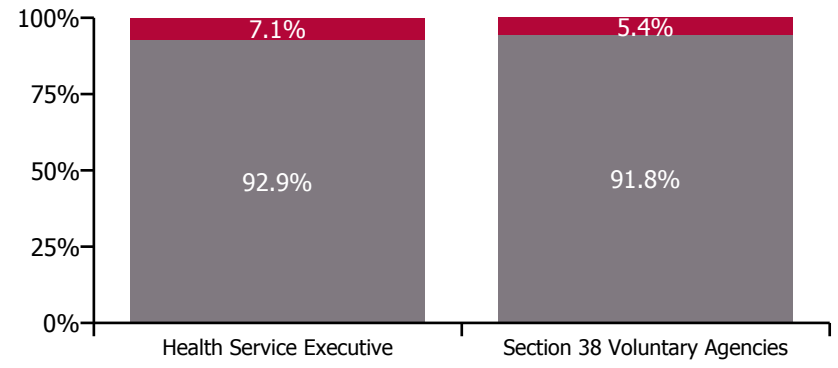
**Total absence rate**



**Total absence rate**



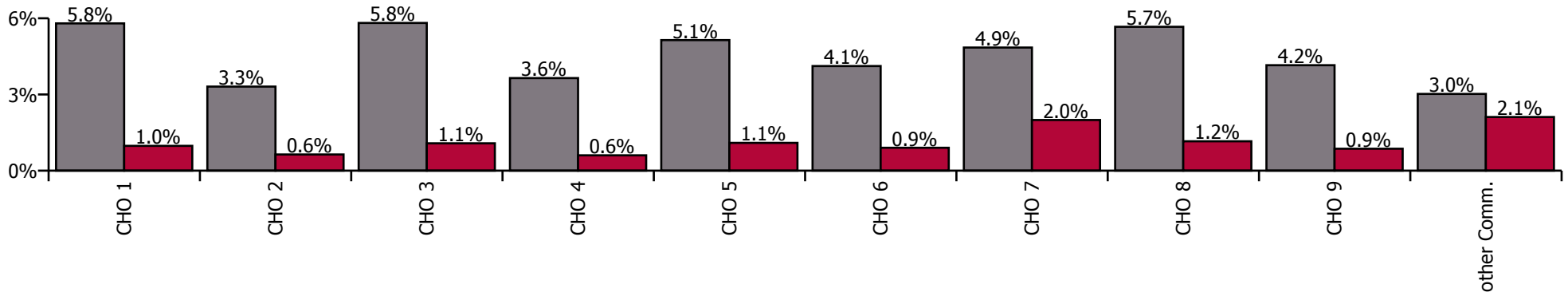
**Non Covid-19 & Covid-19 Absence**



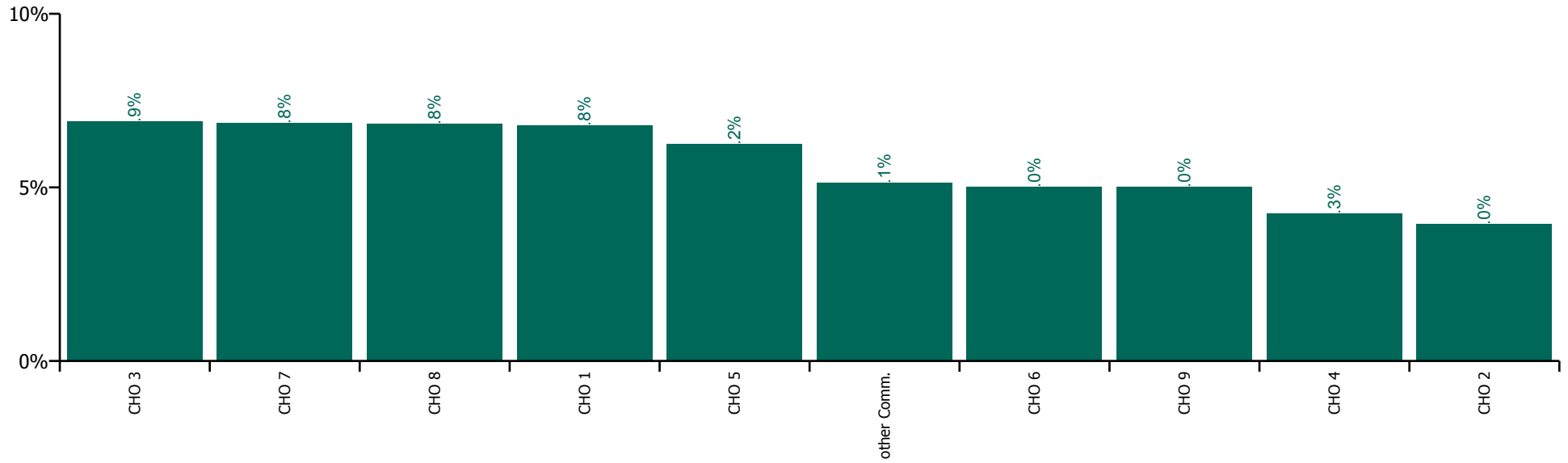
## February 2023

| Health Service Absence Rate by Hospital: Feb 2023 | Medical & Dental | Nursing & Midwifery | Health & Social Care Professionals | Management & Administrative | General Support | Patient & Client Care | Certified absence | Self-certified absence | Non Covid-19 absence | Covid-19 absence | Total absence rate |
|---|------------------|---------------------|------------------------------------|-----------------------------|-----------------|-----------------------|-------------------|------------------------|----------------------|------------------|--------------------|
| <b>Mental Health</b>                              | <b>2.3%</b>      | <b>6.3%</b>         | <b>4.2%</b>                        | <b>4.3%</b>                 | <b>6.7%</b>     | <b>6.5%</b>           | <b>4.1%</b>       | <b>0.4%</b>            | <b>4.5%</b>          | <b>1.0%</b>      | <b>5.6%</b>        |
| Health Service Executive                          | 3.1%             | 7.3%                | 5.6%                               | 5.8%                        | 9.2%            | 7.4%                  | 5.4%              | 0.4%                   | 5.8%                 | 1.0%             | 6.8%               |
| <b>CHO 1</b>                                      | <b>3.1%</b>      | <b>7.3%</b>         | <b>5.6%</b>                        | <b>5.8%</b>                 | <b>9.2%</b>     | <b>7.4%</b>           | <b>5.4%</b>       | <b>0.4%</b>            | <b>5.8%</b>          | <b>1.0%</b>      | <b>6.8%</b>        |
| Health Service Executive                          | 1.1%             | 5.0%                | 3.1%                               | 3.2%                        | 2.7%            | 3.8%                  | 3.1%              | 0.2%                   | 3.3%                 | 0.6%             | 4.0%               |
| <b>CHO 2</b>                                      | <b>1.1%</b>      | <b>5.0%</b>         | <b>3.1%</b>                        | <b>3.2%</b>                 | <b>2.7%</b>     | <b>3.8%</b>           | <b>3.1%</b>       | <b>0.2%</b>            | <b>3.3%</b>          | <b>0.6%</b>      | <b>4.0%</b>        |
| Health Service Executive                          | 4.4%             | 8.4%                | 4.1%                               | 6.1%                        | 4.9%            | 8.5%                  | 5.4%              | 0.5%                   | 5.8%                 | 1.1%             | 6.9%               |
| <b>CHO 3</b>                                      | <b>4.4%</b>      | <b>8.4%</b>         | <b>4.1%</b>                        | <b>6.1%</b>                 | <b>4.9%</b>     | <b>8.5%</b>           | <b>5.4%</b>       | <b>0.5%</b>            | <b>5.8%</b>          | <b>1.1%</b>      | <b>6.9%</b>        |
| Health Service Executive                          | 1.9%             | 5.0%                | 3.1%                               | 2.9%                        | 4.9%            | 4.5%                  | 3.2%              | 0.4%                   | 3.6%                 | 0.6%             | 4.3%               |
| <b>CHO 4</b>                                      | <b>1.9%</b>      | <b>5.0%</b>         | <b>3.1%</b>                        | <b>2.9%</b>                 | <b>4.9%</b>     | <b>4.5%</b>           | <b>3.2%</b>       | <b>0.4%</b>            | <b>3.6%</b>          | <b>0.6%</b>      | <b>4.3%</b>        |
| Health Service Executive                          | 2.4%             | 6.7%                | 5.1%                               | 4.8%                        | 7.1%            | 7.2%                  | 4.6%              | 0.5%                   | 5.1%                 | 1.1%             | 6.2%               |
| <b>CHO 5</b>                                      | <b>2.4%</b>      | <b>6.7%</b>         | <b>5.1%</b>                        | <b>4.8%</b>                 | <b>7.1%</b>     | <b>7.2%</b>           | <b>4.6%</b>       | <b>0.5%</b>            | <b>5.1%</b>          | <b>1.1%</b>      | <b>6.2%</b>        |
| Health Service Executive                          | 1.9%             | 6.2%                | 5.8%                               | 4.5%                        | 8.0%            | 5.3%                  | 4.2%              | 0.5%                   | 4.7%                 | 1.1%             | 5.8%               |
| Section 38 Voluntary Agencies                     | 1.6%             | 4.2%                | 4.5%                               | 4.5%                        | 7.3%            | 3.9%                  | 2.9%              | 0.4%                   | 3.3%                 | 0.7%             | 4.0%               |
| <b>CHO 6</b>                                      | <b>1.7%</b>      | <b>5.7%</b>         | <b>4.9%</b>                        | <b>4.5%</b>                 | <b>7.8%</b>     | <b>5.1%</b>           | <b>3.7%</b>       | <b>0.5%</b>            | <b>4.1%</b>          | <b>0.9%</b>      | <b>5.0%</b>        |
| Health Service Executive                          | 2.2%             | 7.4%                | 4.7%                               | 7.0%                        | 11.8%           | 12.9%                 | 4.4%              | 0.4%                   | 4.9%                 | 2.0%             | 6.8%               |
| <b>CHO 7</b>                                      | <b>2.2%</b>      | <b>7.4%</b>         | <b>4.7%</b>                        | <b>7.0%</b>                 | <b>11.8%</b>    | <b>12.9%</b>          | <b>4.4%</b>       | <b>0.4%</b>            | <b>4.9%</b>          | <b>2.0%</b>      | <b>6.8%</b>        |
| Health Service Executive                          | 2.1%             | 7.2%                | 5.0%                               | 5.6%                        | 10.1%           | 9.4%                  | 5.1%              | 0.5%                   | 5.7%                 | 1.2%             | 6.8%               |
| <b>CHO 8</b>                                      | <b>2.1%</b>      | <b>7.2%</b>         | <b>5.0%</b>                        | <b>5.6%</b>                 | <b>10.1%</b>    | <b>9.4%</b>           | <b>5.1%</b>       | <b>0.5%</b>            | <b>5.7%</b>          | <b>1.2%</b>      | <b>6.8%</b>        |
| Health Service Executive                          | 3.0%             | 5.4%                | 4.5%                               | 6.4%                        | 6.6%            | 5.8%                  | 3.9%              | 0.4%                   | 4.3%                 | 0.9%             | 5.2%               |
| Section 38 Voluntary Agencies                     | 1.7%             | 3.7%                | 2.1%                               | 4.4%                        | 5.6%            | 3.0%                  | 3.0%              | 0.3%                   | 3.3%                 | 0.7%             | 4.0%               |
| <b>CHO 9</b>                                      | <b>2.9%</b>      | <b>5.0%</b>         | <b>4.4%</b>                        | <b>6.0%</b>                 | <b>6.3%</b>     | <b>5.6%</b>           | <b>3.8%</b>       | <b>0.4%</b>            | <b>4.2%</b>          | <b>0.9%</b>      | <b>5.0%</b>        |
| <b>Other Community Services</b>                   | <b>1.8%</b>      | <b>7.4%</b>         | <b>2.2%</b>                        | <b>0.8%</b>                 | <b>5.4%</b>     | <b>8.5%</b>           | <b>2.4%</b>       | <b>0.7%</b>            | <b>3.0%</b>          | <b>2.1%</b>      | <b>5.1%</b>        |

Non Covid-19 / Covid-19 absence rates



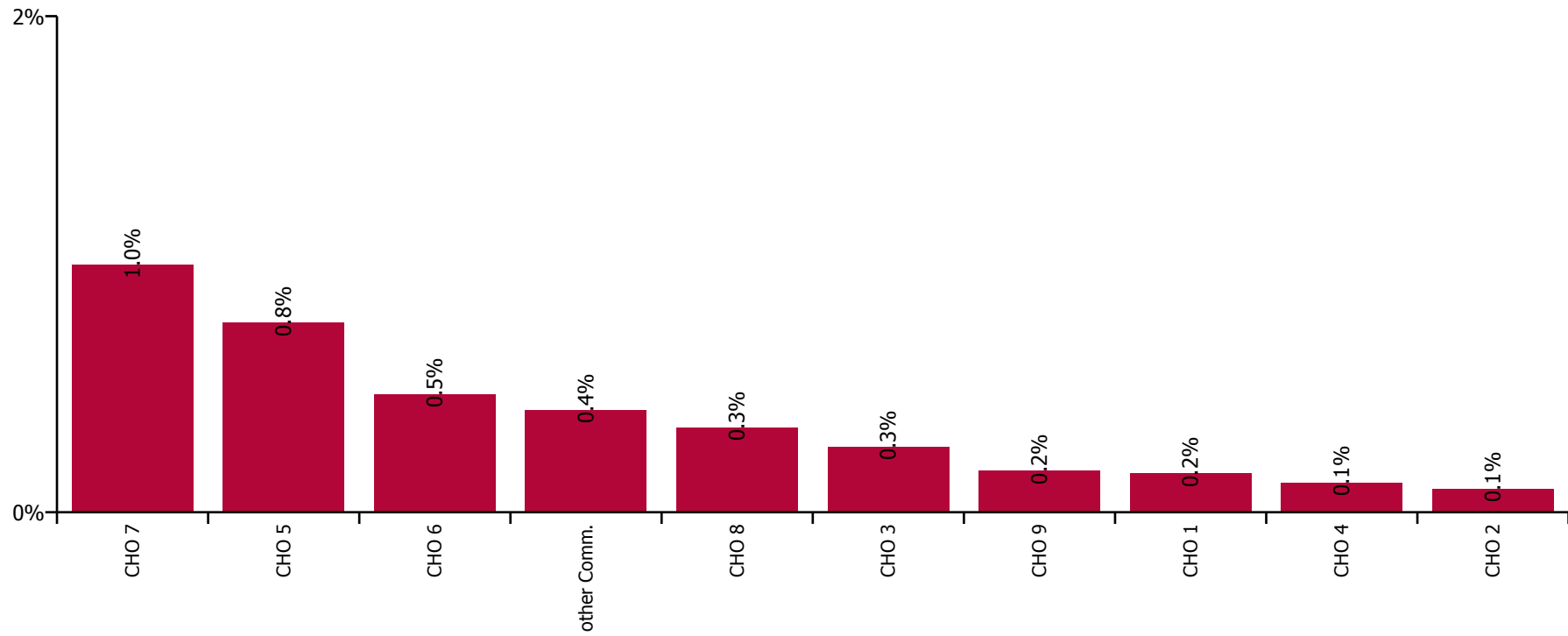
Total absence rate



## February 2023

| Health Service Covid-19 Absence Rate - by Staff Category & Hospital: Feb 2023 | Medical & Dental | Nursing & Midwifery | Health & Social Care Professionals | Management & Administrative | General Support | Patient & Client Care | Covid-19 absence | Non Covid-19 absence | Total absence rate |
|---|------------------|---------------------|------------------------------------|-----------------------------|-----------------|-----------------------|------------------|----------------------|--------------------|
| <b>Mental Health</b>  | <b>0.0%</b>      | <b>0.5%</b>         | <b>0.3%</b>                        | <b>4.0%</b>                 | <b>0.4%</b>     | <b>0.5%</b>           | <b>0.4%</b>      | <b>4.7%</b>          | <b>5.1%</b>        |
| Health Service Executive  | 0.0%             | 0.2%                | 0.2%                               | 4.6%                        | 0.3%            | 0.0%                  | 0.2%             | 6.6%                 | 6.8%               |
| <b>CHO 1</b>  | <b>0.0%</b>      | <b>0.2%</b>         | <b>0.2%</b>                        | <b>4.6%</b>                 | <b>0.3%</b>     | <b>0.0%</b>           | <b>0.2%</b>      | <b>6.6%</b>          | <b>6.8%</b>        |
| Health Service Executive  | 0.0%             | 0.1%                | 0.4%                               | 1.4%                        | 0.0%            | 0.0%                  | 0.1%             | 2.7%                 | 2.8%               |
| <b>CHO 2</b>  | <b>0.0%</b>      | <b>0.1%</b>         | <b>0.4%</b>                        | <b>1.4%</b>                 | <b>0.0%</b>     | <b>0.0%</b>           | <b>0.1%</b>      | <b>2.7%</b>          | <b>2.8%</b>        |
| Health Service Executive  | 0.0%             | 0.5%                | 0.1%                               | 3.6%                        | 0.0%            | 0.0%                  | 0.3%             | 4.8%                 | 5.1%               |
| <b>CHO 3</b>  | <b>0.0%</b>      | <b>0.5%</b>         | <b>0.1%</b>                        | <b>3.6%</b>                 | <b>0.0%</b>     | <b>0.0%</b>           | <b>0.3%</b>      | <b>4.8%</b>          | <b>5.1%</b>        |
| Health Service Executive  | 0.0%             | 0.1%                | 0.2%                               | 5.1%                        | 0.0%            | 0.2%                  | 0.1%             | 5.5%                 | 5.6%               |
| <b>CHO 4</b>  | <b>0.0%</b>      | <b>0.1%</b>         | <b>0.2%</b>                        | <b>5.1%</b>                 | <b>0.0%</b>     | <b>0.2%</b>           | <b>0.1%</b>      | <b>5.5%</b>          | <b>5.6%</b>        |
| Health Service Executive  | 0.0%             | 0.9%                | 1.5%                               | 6.3%                        | 0.7%            | 0.2%                  | 0.8%             | 6.1%                 | 6.8%               |
| <b>CHO 5</b>  | <b>0.0%</b>      | <b>0.9%</b>         | <b>1.5%</b>                        | <b>6.3%</b>                 | <b>0.7%</b>     | <b>0.2%</b>           | <b>0.8%</b>      | <b>6.1%</b>          | <b>6.8%</b>        |
| Health Service Executive  | 0.0%             | 0.9%                | 0.2%                               | 2.9%                        | 2.1%            | 0.0%                  | 0.6%             | 3.6%                 | 4.2%               |
| Section 38 Voluntary Agencies   | 0.0%             | 0.4%                | 0.4%                               | 5.2%                        | 0.0%            | 4.3%                  | 0.3%             | 3.0%                 | 3.3%               |
| <b>CHO 6</b>  | <b>0.0%</b>      | <b>0.8%</b>         | <b>0.3%</b>                        | <b>4.4%</b>                 | <b>1.5%</b>     | <b>0.2%</b>           | <b>0.5%</b>      | <b>3.4%</b>          | <b>3.8%</b>        |
| Health Service Executive  | 0.3%             | 0.8%                | 0.2%                               | 4.7%                        | 2.0%            | 3.4%                  | 1.0%             | 5.5%                 | 6.5%               |
| <b>CHO 7</b>  | <b>0.3%</b>      | <b>0.8%</b>         | <b>0.2%</b>                        | <b>4.7%</b>                 | <b>2.0%</b>     | <b>3.4%</b>           | <b>1.0%</b>      | <b>5.5%</b>          | <b>6.5%</b>        |
| Health Service Executive  | 0.0%             | 0.6%                | 0.2%                               | 5.2%                        | 0.0%            | 0.0%                  | 0.3%             | 5.0%                 | 5.4%               |
| <b>CHO 8</b>  | <b>0.0%</b>      | <b>0.6%</b>         | <b>0.2%</b>                        | <b>5.2%</b>                 | <b>0.0%</b>     | <b>0.0%</b>           | <b>0.3%</b>      | <b>5.0%</b>          | <b>5.4%</b>        |
| Health Service Executive  | 0.0%             | 0.3%                | 0.1%                               | 5.9%                        | 0.0%            | 0.0%                  | 0.2%             | 4.7%                 | 4.9%               |
| Section 38 Voluntary Agencies   | 0.0%             | 0.0%                | 0.0%                               | 6.1%                        | 0.0%            | 0.0%                  | 0.0%             | 3.6%                 | 3.9%               |
| <b>CHO 9</b>  | <b>0.0%</b>      | <b>0.3%</b>         | <b>0.1%</b>                        | <b>6.0%</b>                 | <b>0.0%</b>     | <b>0.0%</b>           | <b>0.2%</b>      | <b>4.5%</b>          | <b>4.7%</b>        |
| <b>Other Community Services</b>   | <b>0.0%</b>      | <b>0.5%</b>         | <b>0.0%</b>                        | <b>0.6%</b>                 | <b>0.0%</b>     | <b>1.3%</b>           | <b>0.4%</b>      | <b>3.3%</b>          | <b>3.7%</b>        |

### Covid-19 absence rate



## February 2023

| Health Service Absence Rate - by Staff Category: Feb 2023 | Certified absence | Self-certified absence | Non Covid-19 absence | Covid-19 absence | Total absence rate | % Non Covid-19 absence | % Covid-19 absence |
|---|-------------------|------------------------|----------------------|------------------|--------------------|------------------------|--------------------|
| <b>HSE Mental Health CHO 1</b>                            | <b>6.0%</b>       | <b>0.6%</b>            | <b>6.6%</b>          | <b>0.2%</b>      | <b>6.8%</b>        | <b>97.7%</b>           | <b>2.3%</b>        |
| Medical & Dental  | 0.6%              | 0.1%                   | 0.7%                 | 0.0%             | 0.7%               | 100.0%                 | 0.0%               |
| Nursing & Midwifery                                       | 6.4%              | 0.8%                   | 7.2%                 | 0.2%             | 7.4%               | 97.9%                  | 2.1%               |
| Health & Social Care Professionals                        | 6.8%              | 0.4%                   | 7.3%                 | 0.2%             | 7.5%               | 97.3%                  | 2.7%               |
| Management & Administrative                               | 4.0%              | 0.4%                   | 4.4%                 | 0.2%             | 4.6%               | 95.1%                  | 4.9%               |
| General Support   | 10.0%             | 0.4%                   | 10.3%                | 0.3%             | 10.7%              | 97.0%                  | 3.0%               |
| Patient & Client Care                                     | 7.4%              | 0.4%                   | 7.8%                 | 0.0%             | 7.8%               | 100.0%                 | 0.0%               |

## February 2023

| Health Service Absence Rate - by Staff Category: Feb 2023 | Certified absence | Self-certified absence | Non Covid-19 absence | Covid-19 absence | Total absence rate | % Non Covid-19 absence | % Covid-19 absence |
|---|-------------------|------------------------|----------------------|------------------|--------------------|------------------------|--------------------|
| <b>HSE Mental Health CHO 2</b>                            | <b>2.6%</b>       | <b>0.1%</b>            | <b>2.7%</b>          | <b>0.1%</b>      | <b>2.8%</b>        | <b>96.6%</b>           | <b>3.4%</b>        |
| Medical & Dental  | 1.1%              | 0.0%                   | 1.1%                 | 0.0%             | 1.1%               | 100.0%                 | 0.0%               |
| Nursing & Midwifery                                       | 3.4%              | 0.1%                   | 3.5%                 | 0.1%             | 3.7%               | 97.0%                  | 3.0%               |
| Health & Social Care Professionals                        | 1.1%              | 0.1%                   | 1.2%                 | 0.4%             | 1.5%               | 76.0%                  | 24.0%              |
| Management & Administrative                               | 1.3%              | 0.1%                   | 1.3%                 | 0.0%             | 1.4%               | 97.0%                  | 3.0%               |
| General Support   | 0.1%              | 0.2%                   | 0.3%                 | 0.0%             | 0.3%               | 100.0%                 | 0.0%               |
| Patient & Client Care                                     | 3.3%              | 0.2%                   | 3.4%                 | 0.0%             | 3.4%               | 100.0%                 | 0.0%               |

## February 2023

| Health Service Absence Rate - by Staff Category: Feb 2023 | Certified absence | Self-certified absence | Non Covid-19 absence | Covid-19 absence | Total absence rate | % Non Covid-19 absence | % Covid-19 absence |
|---|-------------------|------------------------|----------------------|------------------|--------------------|------------------------|--------------------|
| <b>HSE Mental Health CHO 3</b>                            | <b>4.2%</b>       | <b>0.6%</b>            | <b>4.8%</b>          | <b>0.3%</b>      | <b>5.1%</b>        | <b>94.8%</b>           | <b>5.2%</b>        |
| Medical & Dental  | 2.2%              | 0.0%                   | 2.2%                 | 0.0%             | 2.2%               | 100.0%                 | 0.0%               |
| Nursing & Midwifery                                       | 5.8%              | 0.8%                   | 6.7%                 | 0.5%             | 7.1%               | 93.6%                  | 6.4%               |
| Health & Social Care Professionals                        | 2.3%              | 0.3%                   | 2.6%                 | 0.1%             | 2.8%               | 94.8%                  | 5.2%               |
| Management & Administrative                               | 2.8%              | 0.6%                   | 3.4%                 | 0.2%             | 3.6%               | 93.4%                  | 6.6%               |
| General Support   | 0.2%              | 0.3%                   | 0.6%                 | 0.0%             | 0.6%               | 100.0%                 | 0.0%               |
| Patient & Client Care                                     | 4.9%              | 1.0%                   | 5.8%                 | 0.0%             | 5.8%               | 100.0%                 | 0.0%               |



## February 2023

| Health Service Absence Rate - by Staff Category: Feb 2023 | Certified absence | Self-certified absence | Non Covid-19 absence | Covid-19 absence | Total absence rate | % Non Covid-19 absence | % Covid-19 absence |
|---|-------------------|------------------------|----------------------|------------------|--------------------|------------------------|--------------------|
| <b>HSE Mental Health CHO 4</b>                            | <b>5.0%</b>       | <b>0.5%</b>            | <b>5.5%</b>          | <b>0.1%</b>      | <b>5.6%</b>        | <b>97.8%</b>           | <b>2.2%</b>        |
| Medical & Dental  | 0.9%              | 0.2%                   | 1.1%                 | 0.0%             | 1.1%               | 100.0%                 | 0.0%               |
| Nursing & Midwifery                                       | 5.1%              | 0.6%                   | 5.7%                 | 0.1%             | 5.8%               | 97.6%                  | 2.4%               |
| Health & Social Care Professionals                        | 3.6%              | 0.3%                   | 3.8%                 | 0.2%             | 4.0%               | 96.0%                  | 4.0%               |
| Management & Administrative                               | 4.8%              | 0.3%                   | 5.1%                 | 0.0%             | 5.1%               | 100.0%                 | 0.0%               |
| General Support   | 7.1%              | 0.4%                   | 7.4%                 | 0.0%             | 7.4%               | 100.0%                 | 0.0%               |
| Patient & Client Care                                     | 8.0%              | 0.7%                   | 8.7%                 | 0.2%             | 8.9%               | 97.7%                  | 2.3%               |

## February 2023

| Health Service Absence Rate - by Staff Category: Feb 2023 | Certified absence | Self-certified absence | Non Covid-19 absence | Covid-19 absence | Total absence rate | % Non Covid-19 absence | % Covid-19 absence |
|---|-------------------|------------------------|----------------------|------------------|--------------------|------------------------|--------------------|
| <b>HSE Mental Health CHO 5</b>                            | <b>5.6%</b>       | <b>0.4%</b>            | <b>6.1%</b>          | <b>0.8%</b>      | <b>6.8%</b>        | <b>88.8%</b>           | <b>11.2%</b>       |
| Medical & Dental  | 1.7%              | 0.2%                   | 2.0%                 | 0.0%             | 2.0%               | 100.0%                 | 0.0%               |
| Nursing & Midwifery                                       | 5.8%              | 0.5%                   | 6.3%                 | 0.9%             | 7.3%               | 87.0%                  | 13.0%              |
| Health & Social Care Professionals                        | 2.0%              | 0.3%                   | 2.3%                 | 1.5%             | 3.8%               | 60.2%                  | 39.8%              |
| Management & Administrative                               | 5.9%              | 0.4%                   | 6.3%                 | 0.0%             | 6.3%               | 100.0%                 | 0.0%               |
| General Support   | 8.8%              | 0.5%                   | 9.3%                 | 0.7%             | 10.0%              | 92.6%                  | 7.4%               |
| Patient & Client Care                                     | 5.4%              | 0.2%                   | 5.6%                 | 0.2%             | 5.7%               | 96.9%                  | 3.1%               |

## February 2023

| Health Service Absence Rate - by Staff Category: Feb 2023 | Certified absence | Self-certified absence | Non Covid-19 absence | Covid-19 absence | Total absence rate | % Non Covid-19 absence | % Covid-19 absence |
|---|-------------------|------------------------|----------------------|------------------|--------------------|------------------------|--------------------|
| <b>HSE Mental Health CHO 6</b>                            | <b>3.0%</b>       | <b>0.4%</b>            | <b>3.4%</b>          | <b>0.5%</b>      | <b>3.8%</b>        | <b>87.6%</b>           | <b>12.4%</b>       |
| Medical & Dental  | 0.3%              | 0.0%                   | 0.3%                 | 0.0%             | 0.3%               | 100.0%                 | 0.0%               |
| Nursing & Midwifery                                       | 2.7%              | 0.6%                   | 3.2%                 | 0.8%             | 4.0%               | 81.2%                  | 18.8%              |
| Health & Social Care Professionals                        | 4.4%              | 0.3%                   | 4.8%                 | 0.3%             | 5.1%               | 93.2%                  | 6.8%               |
| Management & Administrative                               | 4.3%              | 0.1%                   | 4.4%                 | 0.0%             | 4.4%               | 100.0%                 | 0.0%               |
| General Support   | 3.8%              | 0.9%                   | 4.8%                 | 1.5%             | 6.2%               | 76.5%                  | 23.5%              |
| Patient & Client Care                                     | 2.6%              | 0.2%                   | 2.8%                 | 0.2%             | 3.0%               | 92.6%                  | 7.4%               |

## February 2023

| Health Service Absence Rate - by Staff Category: Feb 2023 | Certified absence | Self-certified absence | Non Covid-19 absence | Covid-19 absence | Total absence rate | % Non Covid-19 absence | % Covid-19 absence |
|---|-------------------|------------------------|----------------------|------------------|--------------------|------------------------|--------------------|
| <b>HSE Mental Health CHO 7</b>                            | <b>4.9%</b>       | <b>0.6%</b>            | <b>5.5%</b>          | <b>1.0%</b>      | <b>6.5%</b>        | <b>84.7%</b>           | <b>15.3%</b>       |
| Medical & Dental  | 1.5%              | 0.1%                   | 1.6%                 | 0.3%             | 1.9%               | 82.3%                  | 17.7%              |
| Nursing & Midwifery                                       | 5.5%              | 0.9%                   | 6.4%                 | 0.8%             | 7.2%               | 88.3%                  | 11.7%              |
| Health & Social Care Professionals                        | 2.2%              | 0.1%                   | 2.3%                 | 0.2%             | 2.5%               | 92.4%                  | 7.6%               |
| Management & Administrative                               | 4.3%              | 0.3%                   | 4.5%                 | 0.1%             | 4.7%               | 97.1%                  | 2.9%               |
| General Support   | 11.0%             | 0.0%                   | 11.0%                | 2.0%             | 13.0%              | 84.6%                  | 15.4%              |
| Patient & Client Care                                     | 9.0%              | 0.9%                   | 9.9%                 | 3.4%             | 13.3%              | 74.4%                  | 25.6%              |

## February 2023

| Health Service Absence Rate - by Staff Category: Feb 2023 | Certified absence | Self-certified absence | Non Covid-19 absence | Covid-19 absence | Total absence rate | % Non Covid-19 absence | % Covid-19 absence |
|---|-------------------|------------------------|----------------------|------------------|--------------------|------------------------|--------------------|
| <b>HSE Mental Health CHO 8</b>                            | <b>4.4%</b>       | <b>0.6%</b>            | <b>5.0%</b>          | <b>0.3%</b>      | <b>5.4%</b>        | <b>93.7%</b>           | <b>6.3%</b>        |
| Medical & Dental  | 0.4%              | 0.2%                   | 0.5%                 | 0.0%             | 0.5%               | 100.0%                 | 0.0%               |
| Nursing & Midwifery                                       | 3.8%              | 0.7%                   | 4.5%                 | 0.6%             | 5.2%               | 87.8%                  | 12.2%              |
| Health & Social Care Professionals                        | 1.8%              | 0.6%                   | 2.4%                 | 0.2%             | 2.6%               | 90.9%                  | 9.1%               |
| Management & Administrative                               | 4.8%              | 0.5%                   | 5.2%                 | 0.0%             | 5.2%               | 100.0%                 | 0.0%               |
| General Support   | 11.6%             | 0.9%                   | 12.5%                | 0.0%             | 12.5%              | 100.0%                 | 0.0%               |
| Patient & Client Care                                     | 7.9%              | 0.8%                   | 8.6%                 | 0.0%             | 8.6%               | 100.0%                 | 0.0%               |

## February 2023

| Health Service Absence Rate - by Staff Category: Feb 2023 | Certified absence | Self-certified absence | Non Covid-19 absence | Covid-19 absence | Total absence rate | % Non Covid-19 absence | % Covid-19 absence |
|---|-------------------|------------------------|----------------------|------------------|--------------------|------------------------|--------------------|
| <b>HSE Mental Health CHO 9</b>                            | <b>4.1%</b>       | <b>0.5%</b>            | <b>4.5%</b>          | <b>0.2%</b>      | <b>4.7%</b>        | <b>95.7%</b>           | <b>3.5%</b>        |
| Medical & Dental  | 2.6%              | 0.1%                   | 2.7%                 | 0.0%             | 2.7%               | 100.0%                 | 0.0%               |
| Nursing & Midwifery                                       | 3.9%              | 0.6%                   | 4.4%                 | 0.3%             | 4.8%               | 93.0%                  | 6.0%               |
| Health & Social Care Professionals                        | 4.2%              | 0.5%                   | 4.7%                 | 0.1%             | 4.9%               | 97.5%                  | 2.5%               |
| Management & Administrative                               | 5.4%              | 0.4%                   | 5.8%                 | 0.2%             | 6.0%               | 96.8%                  | 3.2%               |
| General Support   | 4.7%              | 0.4%                   | 5.1%                 | 0.0%             | 5.3%               | 96.4%                  | 0.0%               |
| Patient & Client Care                                     | 4.3%              | 0.7%                   | 5.0%                 | 0.0%             | 5.0%               | 100.0%                 | 0.0%               |

## February 2023

| Health Service Absence Rate - by Staff Category: Feb 2023 | Certified absence | Self-certified absence | Non Covid-19 absence | Covid-19 absence | Total absence rate | % Non Covid-19 absence | % Covid-19 absence |
|---|-------------------|------------------------|----------------------|------------------|--------------------|------------------------|--------------------|
| <b>HSE Mental Health Other Community Services</b>         | <b>2.4%</b>       | <b>0.9%</b>            | <b>3.3%</b>          | <b>0.4%</b>      | <b>3.7%</b>        | <b>88.9%</b>           | <b>11.1%</b>       |
| Medical & Dental  | 0.0%              | 0.0%                   | 0.0%                 | 0.0%             | 0.0%               |                        |                    |
| Nursing & Midwifery                                       | 3.5%              | 1.0%                   | 4.5%                 | 0.5%             | 5.0%               | 90.4%                  | 9.6%               |
| Health & Social Care Professionals                        | 2.8%              | 0.8%                   | 3.5%                 | 0.0%             | 3.5%               | 100.0%                 | 0.0%               |
| Management & Administrative                               | 0.4%              | 0.2%                   | 0.6%                 | 0.0%             | 0.6%               | 100.0%                 | 0.0%               |
| General Support   | 0.7%              | 0.8%                   | 1.5%                 | 0.0%             | 1.5%               | 100.0%                 | 0.0%               |
| Patient & Client Care                                     | 3.0%              | 1.7%                   | 4.7%                 | 1.3%             | 6.0%               | 78.8%                  | 21.2%              |

## February 2023

| St. John of God (MHS) absence by Staff Category | Certified absence | Self-certified absence | Non Covid-19 absence | Covid-19 absence | Total absence rate | % Non Covid-19 absence | % Covid-19 absence |
|---|-------------------|------------------------|----------------------|------------------|--------------------|------------------------|--------------------|
| <b>St. John of God (MHS) (CHO 6)</b>            | <b>2.8%</b>       | <b>0.3%</b>            | <b>3.0%</b>          | <b>0.3%</b>      | <b>3.3%</b>        | <b>91.3%</b>           | <b>8.7%</b>        |
| Medical & Dental                                | 0.0%              | 0.0%                   | 0.0%                 | 0.0%             | 0.0%               |                        |                    |
| Nursing & Midwifery                             | 2.1%              | 0.6%                   | 2.7%                 | 0.4%             | 3.1%               | 88.0%                  | 12.0%              |
| Health & Social Care Professionals              | 3.9%              | 0.1%                   | 4.0%                 | 0.4%             | 4.4%               | 90.6%                  | 9.4%               |
| Management & Administrative                     | 5.2%              | 0.0%                   | 5.2%                 | 0.0%             | 5.2%               | 100.0%                 | 0.0%               |
| General Support                                 | 2.3%              | 2.5%                   | 4.8%                 | 0.0%             | 4.8%               | 100.0%                 | 0.0%               |
| Patient & Client Care                           | 0.0%              | 0.0%                   | 0.0%                 | 4.3%             | 4.3%               | 0.0%                   | 100.0%             |

## February 2023

| St. Vincent's, Fairview absence by Staff Category | Certified absence | Self-certified absence | Non Covid-19 absence | Covid-19 absence | Total absence rate | % Non Covid-19 absence | % Covid-19 absence |
|---|-------------------|------------------------|----------------------|------------------|--------------------|------------------------|--------------------|
| <b>St. Vincent's, Fairview (CHO 9)</b>            | <b>3.3%</b>       | <b>0.3%</b>            | <b>3.6%</b>          | <b>0.0%</b>      | <b>3.9%</b>        | <b>92.7%</b>           | <b>0.0%</b>        |
| Medical & Dental                                  | 0.0%              | 0.0%                   | 0.0%                 | 0.0%             | 0.0%               |                        |                    |
| Nursing & Midwifery                               | 3.6%              | 0.2%                   | 3.9%                 | 0.0%             | 4.1%               | 93.4%                  | 0.0%               |
| Health & Social Care Professionals                | 0.0%              | 0.0%                   | 0.0%                 | 0.0%             | 0.0%               |                        | #DIV/0             |
| Management & Administrative                       | 5.9%              | 0.2%                   | 6.1%                 | 0.0%             | 6.1%               | 100.0%                 | 0.0%               |
| General Support                                   | 0.5%              | 0.3%                   | 0.8%                 | 0.0%             | 1.5%               | 55.7%                  | 0.0%               |
| Patient & Client Care                             | 7.1%              | 2.0%                   | 9.1%                 | 0.0%             | 9.1%               | 100.0%                 | 0.0%               |

## Mental Health

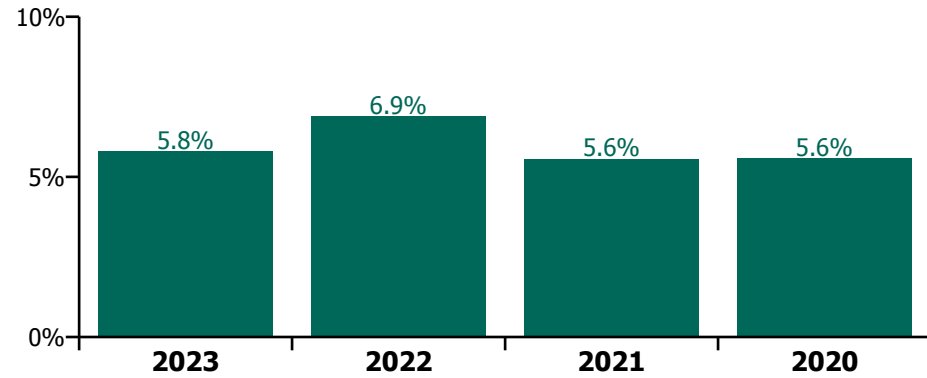
| Year/ month | Medical & Dental | Nursing & Midwifery | Health & Social Care Professionals | Management & Administrative | General Support | Patient & Client Care | Certified absence | Self-certified absence | Non Covid-19 absence | Covid-19 absence | Total absence rate |
|-------------|------------------|---------------------|------------------------------------|-----------------------------|-----------------|-----------------------|-------------------|------------------------|----------------------|------------------|--------------------|
| <b>2023</b> | <b>1.4%</b>      | <b>6.5%</b>         | <b>4.6%</b>                        | <b>4.8%</b>                 | <b>8.0%</b>     | <b>6.8%</b>           | <b>4.6%</b>       | <b>0.5%</b>            | <b>5.2%</b>          | <b>0.6%</b>      | <b>5.8%</b>        |
| Feb 2023    | 1.4%             | 5.7%                | 3.8%                               | 4.0%                        | 7.1%            | 6.6%                  | 4.2%              | 0.5%                   | 4.7%                 | 0.4%             | 5.1%               |
| Jan 2023    | 1.4%             | 7.3%                | 5.3%                               | 5.4%                        | 8.8%            | 7.1%                  | 5.0%              | 0.6%                   | 5.6%                 | 0.8%             | 6.4%               |
| <b>2022</b> | <b>2.7%</b>      | <b>7.9%</b>         | <b>5.3%</b>                        | <b>5.4%</b>                 | <b>8.0%</b>     | <b>8.1%</b>           | <b>4.4%</b>       | <b>0.5%</b>            | <b>4.9%</b>          | <b>1.9%</b>      | <b>6.9%</b>        |
| Dec 2022    | 2.2%             | 8.0%                | 5.9%                               | 6.6%                        | 7.6%            | 8.3%                  | 5.3%              | 0.7%                   | 6.0%                 | 1.1%             | 7.1%               |
| Nov 2022    | 2.0%             | 6.4%                | 4.5%                               | 5.0%                        | 6.2%            | 6.6%                  | 4.5%              | 0.6%                   | 5.0%                 | 0.6%             | 5.6%               |
| Oct 2022    | 2.3%             | 6.9%                | 4.2%                               | 4.1%                        | 7.0%            | 6.8%                  | 4.6%              | 0.6%                   | 5.2%                 | 0.7%             | 5.9%               |
| Sep 2022    | 1.9%             | 6.9%                | 3.7%                               | 4.3%                        | 7.5%            | 7.3%                  | 4.6%              | 0.5%                   | 5.2%                 | 0.6%             | 5.8%               |
| Aug 2022    | 1.4%             | 7.1%                | 4.1%                               | 4.6%                        | 7.2%            | 6.5%                  | 4.6%              | 0.5%                   | 5.1%                 | 0.8%             | 5.9%               |
| Jul 2022    | 2.4%             | 8.3%                | 6.3%                               | 5.3%                        | 8.5%            | 8.7%                  | 4.8%              | 0.5%                   | 5.3%                 | 2.0%             | 7.3%               |
| Jun 2022    | 2.8%             | 7.7%                | 5.7%                               | 5.6%                        | 6.6%            | 8.1%                  | 4.5%              | 0.5%                   | 5.0%                 | 1.8%             | 6.8%               |
| May 2022    | 2.4%             | 6.1%                | 3.9%                               | 3.8%                        | 6.9%            | 7.0%                  | 4.1%              | 0.5%                   | 4.5%                 | 0.9%             | 5.4%               |
| Apr 2022    | 3.1%             | 8.0%                | 5.3%                               | 5.6%                        | 8.6%            | 9.1%                  | 4.1%              | 0.5%                   | 4.6%                 | 2.6%             | 7.2%               |
| Mar 2022    | 4.4%             | 10.5%               | 7.5%                               | 7.3%                        | 11.6%           | 10.1%                 | 4.5%              | 0.5%                   | 5.0%                 | 4.2%             | 9.2%               |
| Feb 2022    | 3.5%             | 8.0%                | 5.6%                               | 5.3%                        | 7.7%            | 7.6%                  | 3.8%              | 0.4%                   | 4.2%                 | 2.7%             | 6.9%               |
| Jan 2022    | 3.7%             | 11.1%               | 6.7%                               | 7.2%                        | 10.6%           | 11.4%                 | 3.9%              | 0.3%                   | 4.2%                 | 5.4%             | 9.6%               |
| <b>2021</b> | <b>2.0%</b>      | <b>6.5%</b>         | <b>4.0%</b>                        | <b>3.8%</b>                 | <b>6.7%</b>     | <b>6.8%</b>           | <b>3.8%</b>       | <b>0.4%</b>            | <b>4.2%</b>          | <b>1.4%</b>      | <b>5.6%</b>        |
| Dec 2021    | 2.8%             | 9.1%                | 5.4%                               | 5.2%                        | 9.7%            | 8.7%                  | 4.3%              | 0.4%                   | 4.8%                 | 2.9%             | 7.7%               |
| Nov 2021    | 2.4%             | 8.5%                | 5.2%                               | 5.4%                        | 9.8%            | 9.1%                  | 4.5%              | 0.6%                   | 5.1%                 | 2.2%             | 7.3%               |
| Oct 2021    | 3.3%             | 6.8%                | 4.5%                               | 4.2%                        | 7.7%            | 6.4%                  | 4.3%              | 0.5%                   | 4.8%                 | 1.2%             | 6.0%               |
| Sep 2021    | 3.0%             | 6.4%                | 3.6%                               | 4.7%                        | 7.4%            | 6.0%                  | 4.1%              | 0.4%                   | 4.5%                 | 1.0%             | 5.5%               |
| Aug 2021    | 1.5%             | 6.6%                | 4.6%                               | 4.5%                        | 5.4%            | 7.3%                  | 4.3%              | 0.4%                   | 4.7%                 | 0.9%             | 5.7%               |
| Jul 2021    | 1.6%             | 5.4%                | 3.8%                               | 3.8%                        | 5.8%            | 5.8%                  | 3.7%              | 0.4%                   | 4.1%                 | 0.7%             | 4.7%               |
| Jun 2021    | 1.3%             | 4.8%                | 3.9%                               | 2.6%                        | 6.4%            | 5.3%                  | 3.4%              | 0.4%                   | 3.8%                 | 0.5%             | 4.3%               |
| May 2021    | 0.8%             | 4.5%                | 2.9%                               | 2.0%                        | 4.6%            | 5.0%                  | 2.9%              | 0.3%                   | 3.2%                 | 0.6%             | 3.7%               |
| Apr 2021    | 1.2%             | 4.8%                | 3.1%                               | 2.5%                        | 4.3%            | 5.3%                  | 3.0%              | 0.3%                   | 3.4%                 | 0.6%             | 4.0%               |
| Mar 2021    | 1.0%             | 5.2%                | 3.5%                               | 3.2%                        | 5.7%            | 6.1%                  | 3.2%              | 0.4%                   | 3.6%                 | 0.9%             | 4.5%               |
| Feb 2021    | 1.5%             | 6.4%                | 4.0%                               | 4.2%                        | 5.2%            | 7.2%                  | 3.4%              | 0.4%                   | 3.8%                 | 1.6%             | 5.4%               |
| Jan 2021    | 3.9%             | 9.6%                | 4.0%                               | 4.6%                        | 7.7%            | 9.6%                  | 3.7%              | 0.2%                   | 4.0%                 | 3.8%             | 7.8%               |
| <b>2020</b> | <b>3.0%</b>      | <b>6.5%</b>         | <b>4.0%</b>                        | <b>3.6%</b>                 | <b>6.6%</b>     | <b>6.9%</b>           | <b>3.7%</b>       | <b>0.3%</b>            | <b>4.1%</b>          | <b>1.5%</b>      | <b>5.6%</b>        |
| Dec 2020    | 2.8%             | 6.9%                | 4.1%                               | 2.8%                        | 6.0%            | 6.9%                  | 3.6%              | 0.3%                   | 3.9%                 | 1.7%             | 5.6%               |
| Nov 2020    | 2.7%             | 6.4%                | 3.7%                               | 2.7%                        | 5.7%            | 5.6%                  | 3.5%              | 0.3%                   | 3.7%                 | 1.3%             | 5.1%               |

|          |      |      |      |      |      |      |      |      |      |      |      |
|----------|------|------|------|------|------|------|------|------|------|------|------|
| Oct 2020 | 2.4% | 6.9% | 3.5% | 3.0% | 5.5% | 5.9% | 3.5% | 0.3% | 3.8% | 1.5% | 5.3% |
| Sep 2020 | 2.1% | 6.4% | 4.0% | 3.2% | 6.9% | 7.3% | 3.9% | 0.3% | 4.2% | 1.2% | 5.4% |
| Aug 2020 | 1.9% | 5.7% | 3.2% | 2.9% | 5.1% | 7.5% | 3.8% | 0.3% | 4.1% | 0.8% | 4.9% |
| Jul 2020 | 2.2% | 5.0% | 2.8% | 2.6% | 5.7% | 6.6% | 3.5% | 0.3% | 3.8% | 0.7% | 4.5% |
| Jun 2020 | 1.3% | 5.1% | 2.2% | 2.7% | 6.2% | 6.8% | 3.2% | 0.3% | 3.5% | 0.9% | 4.4% |
| May 2020 | 2.7% | 7.7% | 2.8% | 3.7% | 7.2% | 8.4% | 3.5% | 0.2% | 3.8% | 2.5% | 6.2% |
| Apr 2020 | 6.3% | 9.5% | 6.3% | 5.2% | 9.5% | 9.7% | 3.7% | 0.2% | 3.9% | 4.4% | 8.3% |
| Mar 2020 | 6.9% | 8.3% | 7.4% | 5.5% | 7.4% | 8.4% | 4.1% | 0.4% | 4.5% | 3.2% | 7.7% |
| Feb 2020 | 2.1% | 4.6% | 3.6% | 4.2% | 7.4% | 4.8% | 4.0% | 0.5% | 4.5% |      | 4.5% |
| Jan 2020 | 2.1% | 5.5% | 4.0% | 4.2% | 7.2% | 5.1% | 4.5% | 0.5% | 5.0% |      | 5.0% |

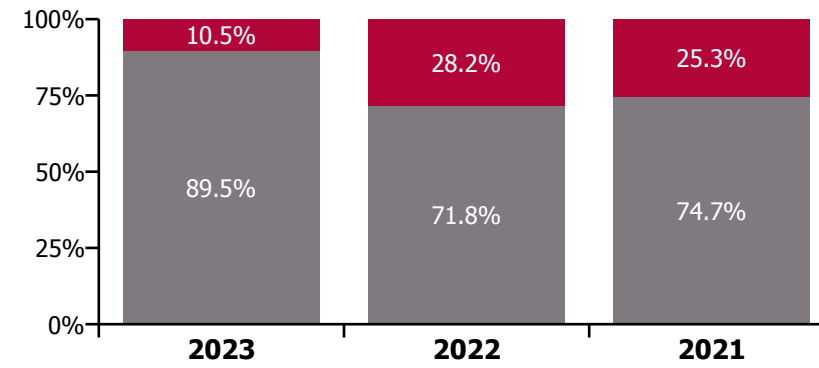
**Mental Health**

| Year/ month | CHO 1 | CHO 2 | CHO 3 | CHO 4 | CHO 5 | CHO 6 | CHO 7 | CHO 8 | CHO 9 | other Comm. | Community Services absence rate | Certified absence | Self-certified absence | Non Covid-19 absence | Covid-19 absence | Total absence rate |
|-------------|-------|-------|-------|-------|-------|-------|-------|-------|-------|-------------|---------------------------------|-------------------|------------------------|----------------------|------------------|--------------------|
| <b>2023</b> | 7.2%  | 3.6%  | 6.2%  | 6.5%  | 7.7%  | 4.9%  | 6.3%  | 6.1%  | 5.0%  | 4.4%        | <b>5.8%</b>                     | <b>4.6%</b>       | <b>0.5%</b>            | <b>5.2%</b>          | <b>0.6%</b>      | <b>5.8%</b>        |
| Feb 2023    | 6.8%  | 2.8%  | 5.1%  | 5.6%  | 6.8%  | 3.8%  | 6.5%  | 5.4%  | 4.7%  | 3.7%        | 5.1%                            | 4.2%              | 0.5%                   | 4.7%                 | 0.4%             | 5.11%              |
| Jan 2023    | 7.6%  | 4.5%  | 7.2%  | 7.4%  | 8.5%  | 6.0%  | 6.1%  | 6.7%  | 5.3%  | 5.0%        | 6.4%                            | 5.0%              | 0.6%                   | 5.6%                 | 0.8%             | 6.42%              |
| <b>2022</b> | 8.1%  | 4.7%  | 8.8%  | 6.2%  | 7.9%  | 5.6%  | 8.0%  | 8.2%  | 6.1%  | 6.1%        | <b>6.9%</b>                     | <b>4.4%</b>       | <b>0.5%</b>            | <b>4.9%</b>          | <b>1.9%</b>      | <b>6.9%</b>        |
| Dec 2022    | 8.9%  | 4.3%  | 8.9%  | 5.9%  | 9.3%  | 5.5%  | 7.5%  | 7.8%  | 6.4%  | 7.4%        | 7.1%                            | 5.3%              | 0.7%                   | 6.0%                 | 1.1%             | 7.09%              |
| Nov 2022    | 7.0%  | 3.7%  | 7.2%  | 5.0%  | 7.0%  | 4.2%  | 6.7%  | 6.5%  | 5.2%  | 3.7%        | 5.6%                            | 4.5%              | 0.6%                   | 5.0%                 | 0.6%             | 5.59%              |
| Oct 2022    | 6.4%  | 4.5%  | 6.7%  | 5.3%  | 7.4%  | 5.1%  | 6.9%  | 6.6%  | 5.6%  | 4.2%        | 5.9%                            | 4.6%              | 0.6%                   | 5.2%                 | 0.7%             | 5.87%              |
| Sep 2022    | 7.3%  | 3.3%  | 7.1%  | 4.7%  | 7.4%  | 5.4%  | 7.5%  | 6.2%  | 5.7%  | 4.4%        | 5.8%                            | 4.6%              | 0.5%                   | 5.2%                 | 0.6%             | 5.80%              |
| Aug 2022    | 7.3%  | 3.9%  | 7.8%  | 5.4%  | 6.9%  | 5.4%  | 7.6%  | 7.2%  | 4.9%  | 4.3%        | 5.9%                            | 4.6%              | 0.5%                   | 5.1%                 | 0.8%             | 5.93%              |
| Jul 2022    | 8.8%  | 5.2%  | 9.2%  | 7.0%  | 8.1%  | 7.1%  | 9.7%  | 8.7%  | 5.5%  | 5.4%        | 7.3%                            | 4.8%              | 0.5%                   | 5.3%                 | 2.0%             | 7.34%              |
| Jun 2022    | 8.2%  | 5.0%  | 8.6%  | 4.6%  | 7.3%  | 5.3%  | 8.5%  | 8.8%  | 6.1%  | 6.9%        | 6.8%                            | 4.5%              | 0.5%                   | 5.0%                 | 1.8%             | 6.81%              |
| May 2022    | 6.4%  | 4.1%  | 7.1%  | 4.8%  | 6.0%  | 4.5%  | 5.5%  | 6.5%  | 5.1%  | 4.7%        | 5.4%                            | 4.1%              | 0.5%                   | 4.5%                 | 0.9%             | 5.44%              |
| Apr 2022    | 7.1%  | 5.1%  | 9.0%  | 8.2%  | 7.2%  | 5.9%  | 7.3%  | 9.2%  | 6.4%  | 6.8%        | 7.2%                            | 4.1%              | 0.5%                   | 4.6%                 | 2.6%             | 7.17%              |
| Mar 2022    | 10.3% | 7.1%  | 11.8% | 7.1%  | 10.9% | 6.5%  | 11.3% | 11.0% | 8.0%  | 8.9%        | 9.2%                            | 4.5%              | 0.5%                   | 5.0%                 | 4.2%             | 9.20%              |
| Feb 2022    | 8.7%  | 4.1%  | 9.4%  | 7.0%  | 7.7%  | 5.8%  | 8.0%  | 8.5%  | 5.1%  | 6.5%        | 6.9%                            | 3.8%              | 0.4%                   | 4.2%                 | 2.7%             | 6.92%              |
| Jan 2022    | 11.1% | 6.6%  | 12.7% | 9.3%  | 9.9%  | 7.5%  | 9.3%  | 11.6% | 8.6%  | 9.7%        | 9.6%                            | 3.9%              | 0.3%                   | 4.2%                 | 5.4%             | 9.56%              |
| <b>2021</b> | 7.0%  | 3.5%  | 7.2%  | 4.6%  | 6.3%  | 4.9%  | 6.2%  | 6.9%  | 5.2%  | 4.9%        | <b>5.6%</b>                     | <b>3.8%</b>       | <b>0.4%</b>            | <b>4.2%</b>          | <b>1.4%</b>      | <b>5.6%</b>        |
| Dec 2021    | 9.3%  | 5.2%  | 9.3%  | 6.1%  | 9.1%  | 6.1%  | 7.8%  | 9.0%  | 7.3%  | 8.7%        | 7.7%                            | 4.3%              | 0.4%                   | 4.8%                 | 2.9%             | 7.66%              |
| Nov 2021    | 8.9%  | 5.7%  | 7.6%  | 5.4%  | 8.4%  | 5.9%  | 7.3%  | 9.3%  | 7.7%  | 7.5%        | 7.3%                            | 4.5%              | 0.6%                   | 5.1%                 | 2.2%             | 7.33%              |
| Oct 2021    | 7.7%  | 3.8%  | 7.0%  | 4.8%  | 7.5%  | 5.1%  | 7.1%  | 6.7%  | 5.5%  | 5.6%        | 6.0%                            | 4.3%              | 0.5%                   | 4.8%                 | 1.2%             | 5.97%              |
| Sep 2021    | 8.2%  | 3.6%  | 8.3%  | 4.2%  | 6.6%  | 3.7%  | 6.4%  | 6.3%  | 5.1%  | 4.4%        | 5.5%                            | 4.1%              | 0.4%                   | 4.5%                 | 1.0%             | 5.52%              |
| Aug 2021    | 8.2%  | 5.1%  | 7.2%  | 4.1%  | 6.3%  | 4.3%  | 6.3%  | 7.0%  | 4.5%  | 4.6%        | 5.7%                            | 4.3%              | 0.4%                   | 4.7%                 | 0.9%             | 5.67%              |
| Jul 2021    | 6.4%  | 2.6%  | 7.2%  | 3.5%  | 5.6%  | 3.8%  | 5.5%  | 6.1%  | 4.3%  | 3.8%        | 4.7%                            | 3.7%              | 0.4%                   | 4.1%                 | 0.7%             | 4.75%              |
| Jun 2021    | 5.3%  | 1.5%  | 6.3%  | 4.1%  | 5.0%  | 3.9%  | 5.3%  | 6.1%  | 4.3%  | 3.2%        | 4.3%                            | 3.4%              | 0.4%                   | 3.8%                 | 0.5%             | 4.30%              |
| May 2021    | 4.6%  | 1.2%  | 4.9%  | 2.9%  | 4.6%  | 3.7%  | 4.1%  | 5.8%  | 4.0%  | 2.0%        | 3.7%                            | 2.9%              | 0.3%                   | 3.2%                 | 0.6%             | 3.75%              |
| Apr 2021    | 4.4%  | 2.7%  | 5.1%  | 3.3%  | 4.1%  | 3.4%  | 4.6%  | 6.4%  | 3.7%  | 2.9%        | 4.0%                            | 3.0%              | 0.3%                   | 3.4%                 | 0.6%             | 3.98%              |
| Mar 2021    | 5.3%  | 2.9%  | 6.3%  | 4.2%  | 4.6%  | 3.7%  | 5.3%  | 5.5%  | 4.0%  | 4.3%        | 4.5%                            | 3.2%              | 0.4%                   | 3.6%                 | 0.9%             | 4.51%              |
| Feb 2021    | 6.2%  | 3.7%  | 6.7%  | 4.6%  | 5.3%  | 4.5%  | 6.6%  | 6.8%  | 5.7%  | 5.1%        | 5.4%                            | 3.4%              | 0.4%                   | 3.8%                 | 1.6%             | 5.41%              |
| Jan 2021    | 9.0%  | 4.6%  | 10.5% | 5.7%  | 9.2%  | 10.2% | 8.2%  | 8.5%  | 6.8%  | 7.6%        | 7.8%                            | 3.7%              | 0.2%                   | 4.0%                 | 3.8%             | 7.76%              |
| <b>2020</b> | 6.9%  | 4.1%  | 7.3%  | 4.1%  | 5.8%  | 4.9%  | 8.5%  | 7.6%  | 4.8%  | 4.8%        | <b>5.6%</b>                     | <b>3.7%</b>       | <b>0.3%</b>            | <b>4.1%</b>          | <b>1.5%</b>      | <b>5.6%</b>        |
| Dec 2020    | 7.0%  | 3.6%  | 5.0%  | 2.9%  | 5.9%  | 6.6%  | 7.6%  | 7.1%  | 4.2%  | 8.1%        | 5.6%                            | 3.6%              | 0.3%                   | 3.9%                 | 1.7%             | 5.60%              |
| Nov 2020    | 6.5%  | 3.7%  | 6.3%  | 3.5%  | 5.5%  | 4.4%  | 11.0% | 5.9%  | 3.7%  | 4.6%        | 5.1%                            | 3.5%              | 0.3%                   | 3.7%                 | 1.3%             | 5.07%              |
| Oct 2020    | 6.9%  | 3.9%  | 7.2%  | 4.2%  | 6.0%  | 3.8%  | 10.9% | 6.7%  | 3.6%  | 5.1%        | 5.3%                            | 3.5%              | 0.3%                   | 3.8%                 | 1.5%             | 5.33%              |
| Sep 2020    | 6.7%  | 4.5%  | 7.4%  | 3.8%  | 5.8%  | 4.4%  | 6.2%  | 8.3%  | 4.0%  | 4.5%        | 5.4%                            | 3.9%              | 0.3%                   | 4.2%                 | 1.2%             | 5.44%              |
| Aug 2020    | 6.2%  | 3.9%  | 7.4%  | 3.4%  | 5.3%  | 3.4%  | 6.2%  | 7.0%  | 3.5%  | 4.7%        | 4.9%                            | 3.8%              | 0.3%                   | 4.1%                 | 0.8%             | 4.93%              |
| Jul 2020    | 6.0%  | 3.5%  | 6.3%  | 3.7%  | 4.4%  | 3.1%  | 6.3%  | 6.1%  | 3.6%  | 3.8%        | 4.5%                            | 3.5%              | 0.3%                   | 3.8%                 | 0.7%             | 4.49%              |
| Jun 2020    | 5.5%  | 3.0%  | 6.9%  | 3.8%  | 5.0%  | 3.4%  | 4.7%  | 6.1%  | 3.2%  | 3.8%        | 4.4%                            | 3.2%              | 0.3%                   | 3.5%                 | 0.9%             | 4.42%              |
| May 2020    | 6.1%  | 4.4%  | 9.7%  | 5.6%  | 6.6%  | 4.3%  | 7.1%  | 8.4%  | 5.8%  | 5.5%        | 6.2%                            | 3.5%              | 0.2%                   | 3.8%                 | 2.5%             | 6.22%              |
| Apr 2020    | 8.7%  | 5.9%  | 9.9%  | 6.5%  | 7.7%  | 9.6%  | 14.2% | 11.8% | 7.9%  | 6.8%        | 8.3%                            | 3.7%              | 0.2%                   | 3.9%                 | 4.4%             | 8.31%              |
| Mar 2020    | 9.8%  | 6.4%  | 9.4%  | 4.2%  | 6.0%  | 6.4%  | 24.9% | 10.2% | 8.1%  | 5.8%        | 7.7%                            | 4.1%              | 0.4%                   | 4.5%                 | 3.2%             | 7.66%              |
| Feb 2020    | 6.2%  | 2.3%  | 5.7%  | 3.9%  | 4.8%  | 4.4%  | 6.8%  | 6.7%  | 4.7%  | 2.2%        | 4.5%                            | 4.0%              | 0.5%                   | 4.5%                 |                  | 4.46%              |
| Jan 2020    | 6.7%  | 4.1%  | 6.3%  | 3.9%  | 6.2%  | 5.4%  | 5.8%  | 6.8%  | 4.8%  | 2.3%        | 5.0%                            | 4.5%              | 0.5%                   | 5.0%                 |                  | 5.01%              |

**Total absence rate**



**Non Covid-19 & Covid-19 Absence**



**Total absence rate**

