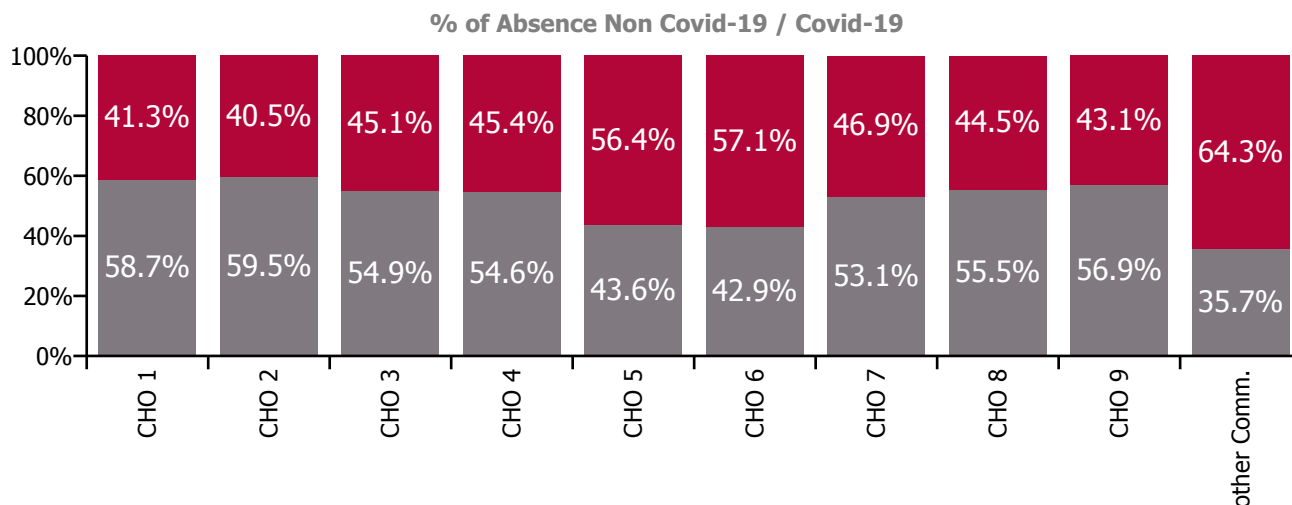
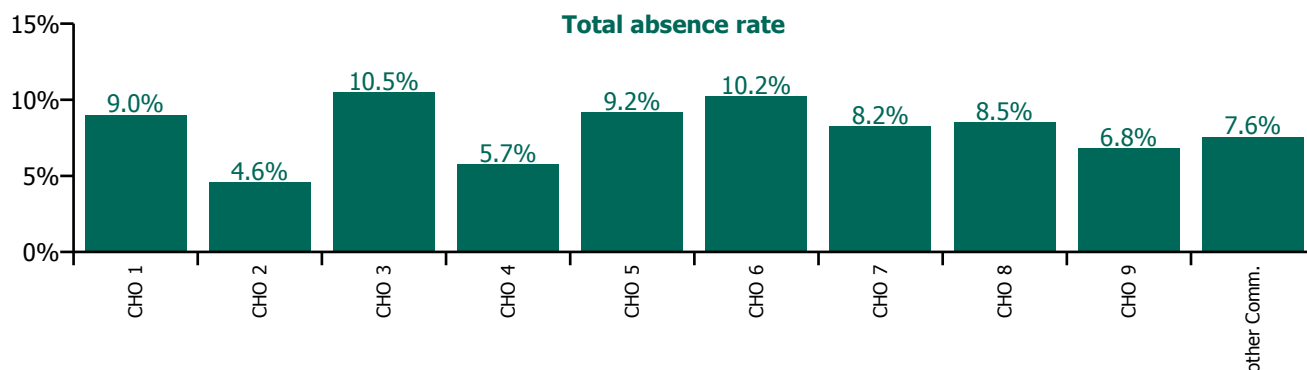


## January 2021

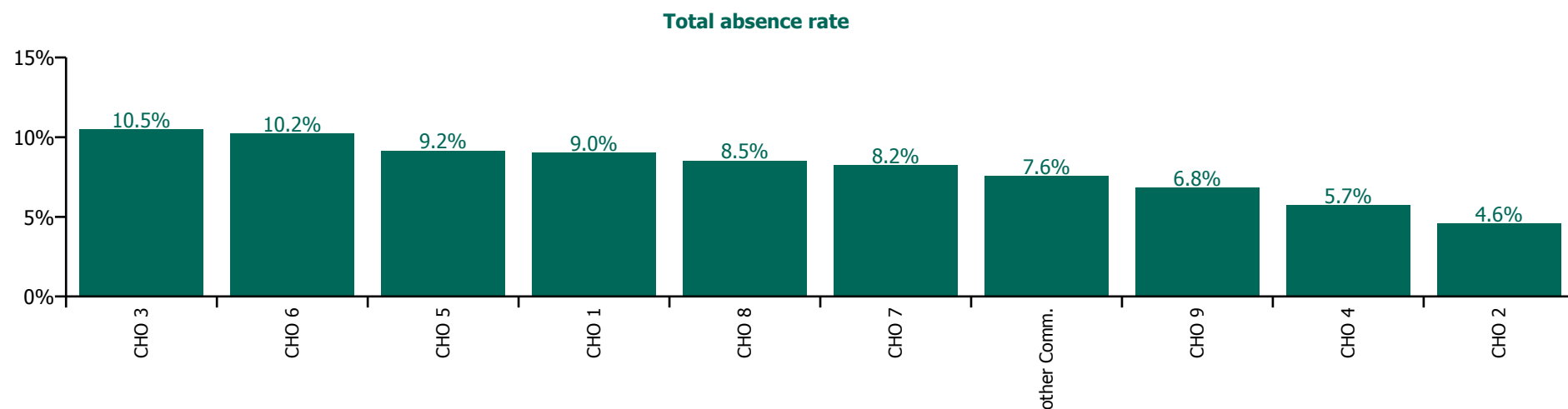
Health Service Absence Rate - by Staff Category: Jan 2021	Certified absence	Self-certified absence	Non Covid-19 absence	Covid-19 absence	Total absence rate	% Non Covid-19 absence	% Covid-19 absence
<b>Mental Health</b>	<b>3.7%</b>	<b>0.2%</b>	<b>4.0%</b>	<b>3.8%</b>	<b>7.8%</b>	<b>51.1%</b>	<b>48.9%</b>
Medical & Dental	1.6%	0.1%	1.7%	2.2%	3.9%	42.7%	57.3%
Nursing & Midwifery	4.3%	0.3%	4.6%	5.0%	9.6%	47.6%	52.4%
Health & Social Care Professionals	2.7%	0.1%	2.8%	1.2%	4.0%	69.5%	30.5%
Management & Administrative	2.9%	0.1%	3.0%	1.6%	4.6%	65.1%	34.9%
General Support	3.9%	0.2%	4.1%	3.6%	7.7%	53.7%	46.3%
Patient & Client Care	4.7%	0.3%	5.0%	4.6%	9.6%	52.1%	47.9%

Health Service Absence Rate - Care Group by CHO: Jan 2021	Certified absence	Self-certified absence	Non Covid-19 absence	Covid-19 absence	Total absence rate	% Non Covid-19 absence	% Covid-19 absence
<b>Mental Health</b>	<b>3.7%</b>	<b>0.2%</b>	<b>4.0%</b>	<b>3.8%</b>	<b>7.8%</b>	<b>51.1%</b>	<b>48.9%</b>
CHO 1	5.1%	0.2%	5.3%	3.7%	9.0%	58.7%	41.3%
CHO 2	2.6%	0.2%	2.7%	1.9%	4.6%	59.5%	40.5%
CHO 3	5.4%	0.4%	5.8%	4.7%	10.5%	54.9%	45.1%
CHO 4	3.0%	0.1%	3.1%	2.6%	5.7%	54.6%	45.4%
CHO 5	3.7%	0.3%	4.0%	5.2%	9.2%	43.6%	56.4%
CHO 6	4.2%	0.2%	4.4%	5.8%	10.2%	42.9%	57.1%
CHO 7	4.1%	0.2%	4.4%	3.9%	8.2%	53.1%	46.9%
CHO 8	4.4%	0.4%	4.7%	3.8%	8.5%	55.5%	44.5%
CHO 9	3.7%	0.2%	3.9%	2.9%	6.8%	56.9%	43.1%
Other Community Services	2.5%	0.2%	2.7%	4.9%	7.6%	35.7%	64.3%

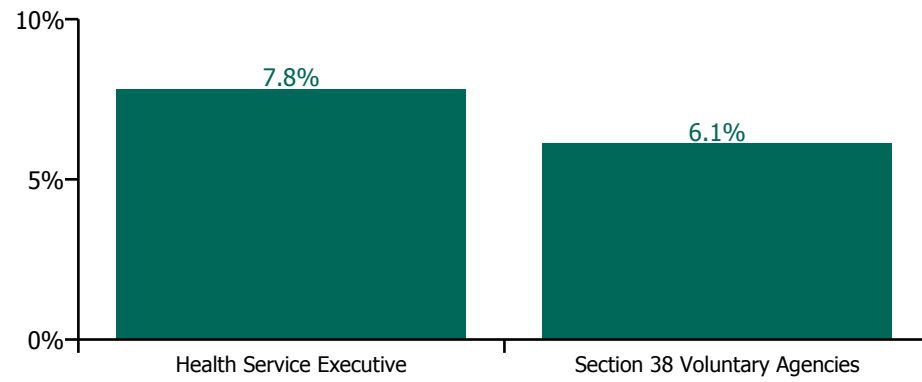


## January 2021

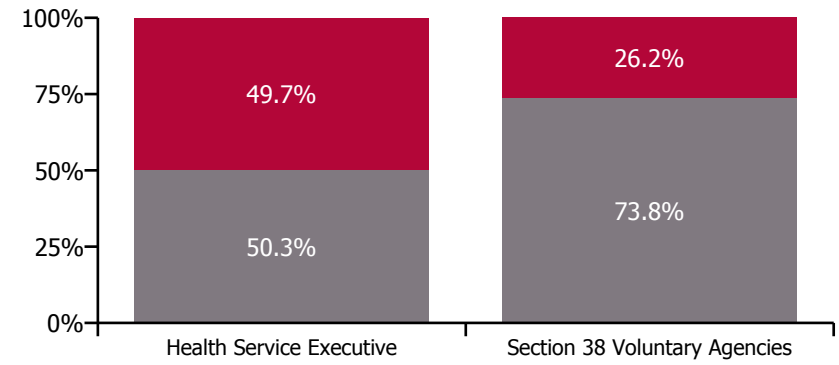
Health Service Absence Rate - by Hospital Group & Staff Category: Jan 2021	Medical & Dental	Nursing & Midwifery	Health & Social Care Professionals	Management & Administrative	General Support	Patient & Client Care	Certified absence	Self-certified absence	Non Covid-19 absence	Covid-19 absence	Total absence rate
<b>Mental Health</b>	<b>3.9%</b>	<b>9.6%</b>	<b>4.0%</b>	<b>4.6%</b>	<b>7.7%</b>	<b>9.6%</b>	<b>3.7%</b>	<b>0.2%</b>	<b>4.0%</b>	<b>3.8%</b>	<b>7.8%</b>
CHO 1	7.0%	10.3%	3.9%	9.4%	7.9%	10.5%	5.1%	0.2%	5.3%	3.7%	9.0%
CHO 2	2.1%	5.8%	3.0%	4.3%	4.4%	3.0%	2.6%	0.2%	2.7%	1.9%	4.6%
CHO 3	4.5%	14.0%	3.7%	4.9%	11.6%	12.9%	5.4%	0.4%	5.8%	4.7%	10.5%
CHO 4	2.8%	7.2%	2.6%	3.4%	6.0%	6.2%	3.0%	0.1%	3.1%	2.6%	5.7%
CHO 5	4.5%	10.7%	4.8%	7.1%	8.0%	11.8%	3.7%	0.3%	4.0%	5.2%	9.2%
CHO 6	2.6%	11.9%	7.1%	3.3%	20.5%	17.9%	4.2%	0.2%	4.4%	5.8%	10.2%
CHO 7	2.9%	9.2%	7.0%	11.1%	8.4%	10.3%	4.1%	0.2%	4.4%	3.9%	8.2%
CHO 8	1.4%	10.6%	2.9%	7.5%	10.0%	9.9%	4.4%	0.4%	4.7%	3.8%	8.5%
CHO 9	5.6%	7.8%	3.8%	7.2%	3.7%	8.7%	3.7%	0.2%	3.9%	2.9%	6.8%
Other Community Services	6.0%	12.2%	0.0%	0.3%	3.2%	18.3%	2.5%	0.2%	2.7%	4.9%	7.6%



**Total absence rate**



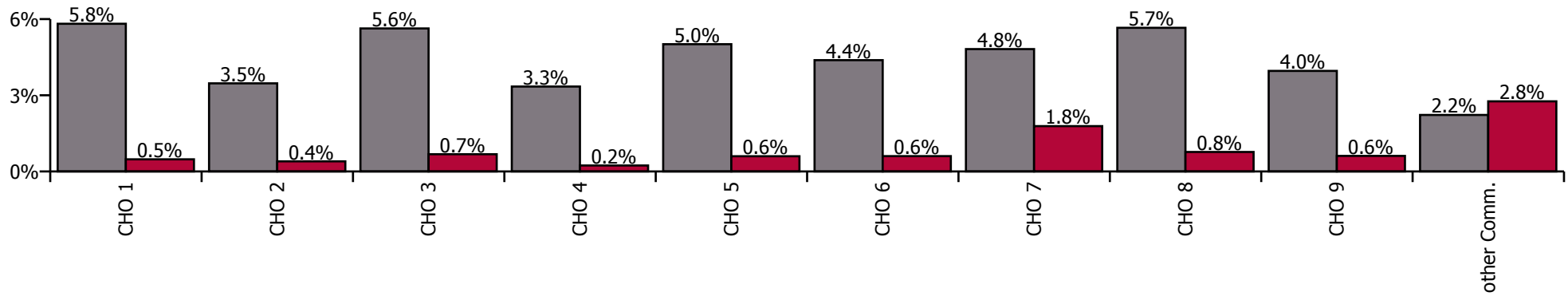
**Non Covid-19 & Covid-19 Absence**



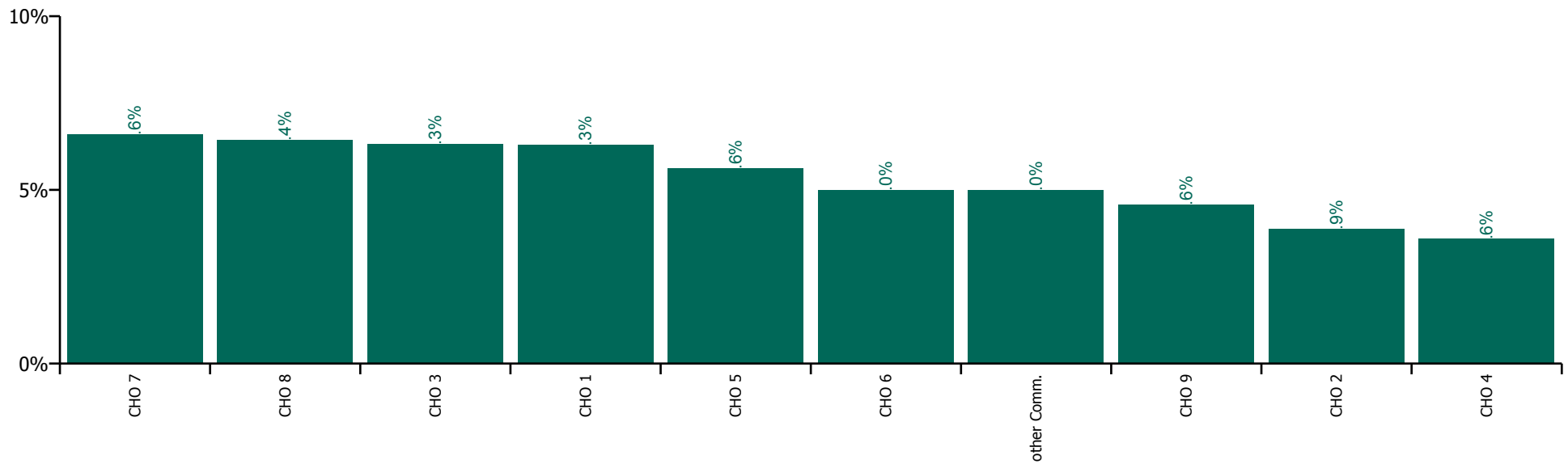
## January 2021

Health Service Absence Rate by Hospital: Jan 2021	Medical & Dental	Nursing & Midwifery	Health & Social Care Professionals	Management & Administrative	General Support	Patient & Client Care	Certified absence	Self-certified absence	Non Covid-19 absence	Covid-19 absence	Total absence rate
<b>Mental Health</b>	<b>2.4%</b>	<b>5.7%</b>	<b>3.9%</b>	<b>4.0%</b>	<b>6.3%</b>	<b>5.9%</b>	<b>4.0%</b>	<b>0.4%</b>	<b>4.4%</b>	<b>0.7%</b>	<b>5.1%</b>
Health Service Executive	3.3%	6.6%	4.9%	6.0%	7.5%	8.3%	5.4%	0.4%	5.8%	0.5%	6.3%
<b>CHO 1</b>	<b>3.3%</b>	<b>6.6%</b>	<b>4.9%</b>	<b>6.0%</b>	<b>7.5%</b>	<b>8.3%</b>	<b>5.4%</b>	<b>0.4%</b>	<b>5.8%</b>	<b>0.5%</b>	<b>6.3%</b>
Health Service Executive	1.1%	4.8%	3.4%	3.2%	3.2%	3.6%	3.2%	0.2%	3.5%	0.4%	3.9%
<b>CHO 2</b>	<b>1.1%</b>	<b>4.8%</b>	<b>3.4%</b>	<b>3.2%</b>	<b>3.2%</b>	<b>3.6%</b>	<b>3.2%</b>	<b>0.2%</b>	<b>3.5%</b>	<b>0.4%</b>	<b>3.9%</b>
Health Service Executive	3.8%	7.6%	3.7%	5.2%	6.2%	7.4%	5.2%	0.4%	5.6%	0.7%	6.3%
<b>CHO 3</b>	<b>3.8%</b>	<b>7.6%</b>	<b>3.7%</b>	<b>5.2%</b>	<b>6.2%</b>	<b>7.4%</b>	<b>5.2%</b>	<b>0.4%</b>	<b>5.6%</b>	<b>0.7%</b>	<b>6.3%</b>
Health Service Executive	1.6%	4.1%	2.7%	2.8%	4.5%	3.6%	3.0%	0.4%	3.3%	0.2%	3.6%
<b>CHO 4</b>	<b>1.6%</b>	<b>4.1%</b>	<b>2.7%</b>	<b>2.8%</b>	<b>4.5%</b>	<b>3.6%</b>	<b>3.0%</b>	<b>0.4%</b>	<b>3.3%</b>	<b>0.2%</b>	<b>3.6%</b>
Health Service Executive	2.7%	5.8%	5.1%	5.1%	6.5%	6.0%	4.5%	0.5%	5.0%	0.6%	5.6%
<b>CHO 5</b>	<b>2.7%</b>	<b>5.8%</b>	<b>5.1%</b>	<b>5.1%</b>	<b>6.5%</b>	<b>6.0%</b>	<b>4.5%</b>	<b>0.5%</b>	<b>5.0%</b>	<b>0.6%</b>	<b>5.6%</b>
Health Service Executive	2.0%	6.4%	5.5%	4.0%	8.1%	5.3%	4.6%	0.5%	5.2%	0.7%	5.9%
Section 38 Voluntary Agencies	1.7%	3.9%	4.3%	3.8%	7.7%	1.1%	2.9%	0.5%	3.4%	0.4%	3.8%
<b>CHO 6</b>	<b>1.8%</b>	<b>5.8%</b>	<b>4.6%</b>	<b>3.9%</b>	<b>8.0%</b>	<b>5.1%</b>	<b>3.9%</b>	<b>0.5%</b>	<b>4.4%</b>	<b>0.6%</b>	<b>5.0%</b>
Health Service Executive	2.5%	7.7%	4.0%	7.9%	11.9%	13.4%	4.5%	0.3%	4.8%	1.8%	6.6%
<b>CHO 7</b>	<b>2.5%</b>	<b>7.7%</b>	<b>4.0%</b>	<b>7.9%</b>	<b>11.9%</b>	<b>13.4%</b>	<b>4.5%</b>	<b>0.3%</b>	<b>4.8%</b>	<b>1.8%</b>	<b>6.6%</b>
Health Service Executive	2.3%	6.8%	4.7%	5.5%	8.9%	8.7%	5.1%	0.5%	5.7%	0.8%	6.4%
<b>CHO 8</b>	<b>2.3%</b>	<b>6.8%</b>	<b>4.7%</b>	<b>5.5%</b>	<b>8.9%</b>	<b>8.7%</b>	<b>5.1%</b>	<b>0.5%</b>	<b>5.7%</b>	<b>0.8%</b>	<b>6.4%</b>
Health Service Executive	3.4%	4.9%	3.5%	5.7%	6.6%	5.2%	3.8%	0.3%	4.1%	0.7%	4.8%
Section 38 Voluntary Agencies	2.4%	3.4%	2.2%	3.2%	5.7%	3.5%	3.0%	0.4%	3.4%	0.3%	3.7%
<b>CHO 9</b>	<b>3.3%</b>	<b>4.5%</b>	<b>3.4%</b>	<b>5.1%</b>	<b>6.3%</b>	<b>5.1%</b>	<b>3.6%</b>	<b>0.3%</b>	<b>4.0%</b>	<b>0.6%</b>	<b>4.6%</b>
<b>Other Community Services</b>	<b>1.9%</b>	<b>7.5%</b>	<b>1.8%</b>	<b>0.5%</b>	<b>4.2%</b>	<b>12.9%</b>	<b>1.9%</b>	<b>0.4%</b>	<b>2.2%</b>	<b>2.8%</b>	<b>5.0%</b>

Non Covid-19 / Covid-19 absence rates



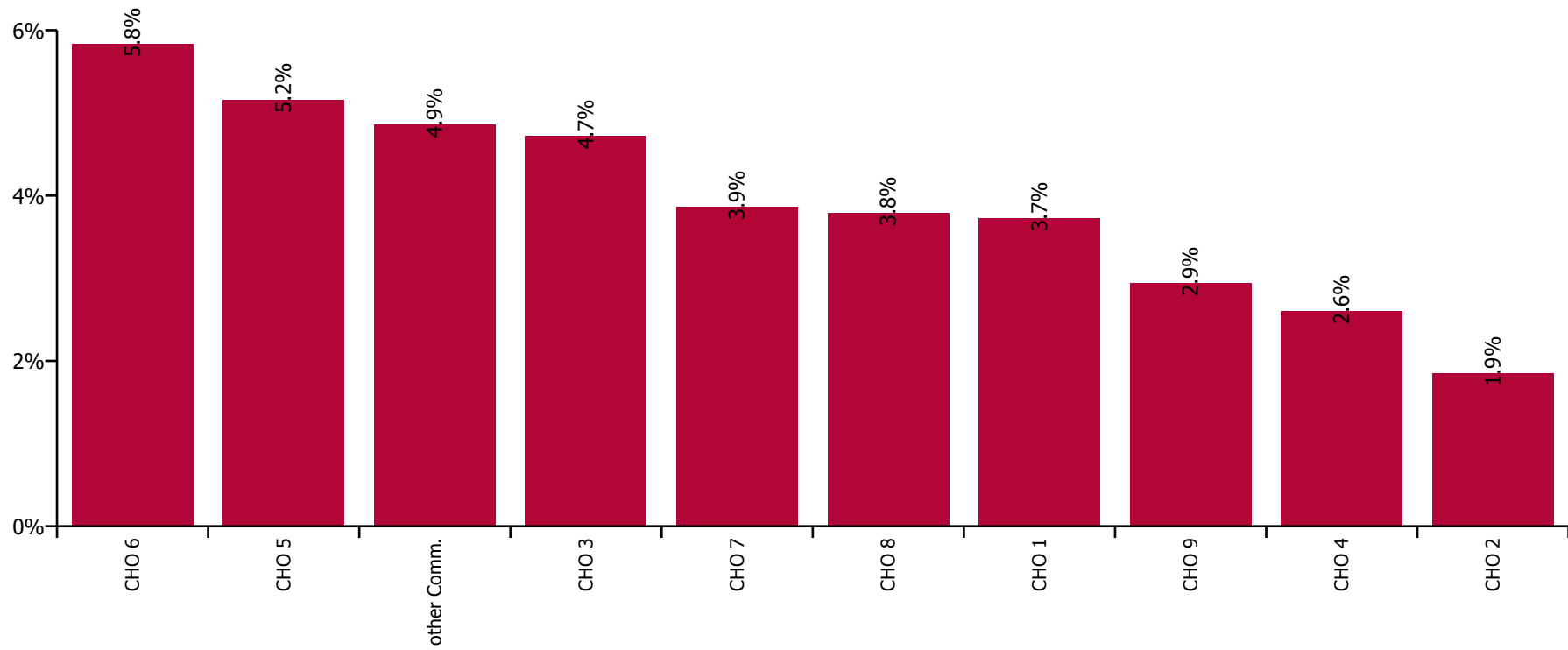
Total absence rate



## January 2021

Health Service Covid-19 Absence Rate - by Staff Category & Hospital: Jan 2021	Medical & Dental	Nursing & Midwifery	Health & Social Care Professionals	Management & Administrative	General Support	Patient & Client Care	Covid-19 absence	Non Covid-19 absence	Total absence rate
<b>Mental Health</b>	<b>2.2%</b>	<b>5.0%</b>	<b>1.2%</b>	<b>4.6%</b>	<b>3.6%</b>	<b>4.6%</b>	<b>3.8%</b>	<b>4.0%</b>	<b>7.8%</b>
Health Service Executive	6.2%	4.1%	0.4%	9.4%	3.0%	5.1%	3.7%	5.3%	9.0%
<b>CHO 1</b>	<b>6.2%</b>	<b>4.1%</b>	<b>0.4%</b>	<b>9.4%</b>	<b>3.0%</b>	<b>5.1%</b>	<b>3.7%</b>	<b>5.3%</b>	<b>9.0%</b>
Health Service Executive	1.7%	2.8%	0.4%	4.3%	1.3%	0.7%	1.9%	2.7%	4.6%
<b>CHO 2</b>	<b>1.7%</b>	<b>2.8%</b>	<b>0.4%</b>	<b>4.3%</b>	<b>1.3%</b>	<b>0.7%</b>	<b>1.9%</b>	<b>2.7%</b>	<b>4.6%</b>
Health Service Executive	3.1%	6.4%	1.0%	4.9%	6.4%	5.1%	4.7%	5.8%	10.5%
<b>CHO 3</b>	<b>3.1%</b>	<b>6.4%</b>	<b>1.0%</b>	<b>4.9%</b>	<b>6.4%</b>	<b>5.1%</b>	<b>4.7%</b>	<b>5.8%</b>	<b>10.5%</b>
Health Service Executive	0.7%	3.7%	0.4%	3.4%	2.9%	3.0%	2.6%	3.1%	5.7%
<b>CHO 4</b>	<b>0.7%</b>	<b>3.7%</b>	<b>0.4%</b>	<b>3.4%</b>	<b>2.9%</b>	<b>3.0%</b>	<b>2.6%</b>	<b>3.1%</b>	<b>5.7%</b>
Health Service Executive	3.7%	6.2%	1.6%	7.1%	4.1%	7.2%	5.2%	4.0%	9.2%
<b>CHO 5</b>	<b>3.7%</b>	<b>6.2%</b>	<b>1.6%</b>	<b>7.1%</b>	<b>4.1%</b>	<b>7.2%</b>	<b>5.2%</b>	<b>4.0%</b>	<b>9.2%</b>
Health Service Executive	2.4%	9.3%	1.8%	3.0%	12.9%	14.5%	8.6%	4.2%	12.8%
Section 38 Voluntary Agencies	0.4%	0.6%	1.2%	3.4%	0.0%	0.0%	1.0%	4.7%	5.7%
<b>CHO 6</b>	<b>1.2%</b>	<b>7.5%</b>	<b>1.4%</b>	<b>3.3%</b>	<b>10.1%</b>	<b>13.9%</b>	<b>5.8%</b>	<b>4.4%</b>	<b>10.2%</b>
Health Service Executive	2.6%	4.6%	2.9%	11.1%	1.0%	3.5%	3.9%	4.4%	8.2%
<b>CHO 7</b>	<b>2.6%</b>	<b>4.6%</b>	<b>2.9%</b>	<b>11.1%</b>	<b>1.0%</b>	<b>3.5%</b>	<b>3.9%</b>	<b>4.4%</b>	<b>8.2%</b>
Health Service Executive	1.1%	4.3%	1.3%	7.5%	5.8%	6.0%	3.8%	4.7%	8.5%
<b>CHO 8</b>	<b>1.1%</b>	<b>4.3%</b>	<b>1.3%</b>	<b>7.5%</b>	<b>5.8%</b>	<b>6.0%</b>	<b>3.8%</b>	<b>4.7%</b>	<b>8.5%</b>
Health Service Executive	2.0%	4.3%	2.2%	6.3%	1.1%	1.9%	3.0%	3.8%	6.9%
Section 38 Voluntary Agencies	0.0%	3.3%	1.4%	11.2%	0.0%	0.0%	2.3%	4.3%	6.6%
<b>CHO 9</b>	<b>2.0%</b>	<b>4.1%</b>	<b>2.1%</b>	<b>7.2%</b>	<b>0.8%</b>	<b>1.8%</b>	<b>2.9%</b>	<b>3.9%</b>	<b>6.8%</b>
<b>Other Community Services</b>	<b>0.9%</b>	<b>8.9%</b>	<b>0.0%</b>	<b>0.3%</b>	<b>2.2%</b>	<b>9.5%</b>	<b>4.9%</b>	<b>2.7%</b>	<b>7.6%</b>

### Covid-19 absence rate



## January 2021

Health Service Absence Rate - by Staff Category: Jan 2021	Certified absence	Self-certified absence	Non Covid-19 absence	Covid-19 absence	Total absence rate	% Non Covid-19 absence	% Covid-19 absence
<b>HSE Mental Health CHO 1</b>	<b>5.1%</b>	<b>0.2%</b>	<b>5.3%</b>	<b>3.7%</b>	<b>9.0%</b>	<b>58.7%</b>	<b>41.3%</b>
Medical & Dental	0.8%	0.0%	0.8%	6.2%	7.0%	11.6%	88.4%
Nursing & Midwifery	5.9%	0.3%	6.2%	4.1%	10.3%	60.5%	39.5%
Health & Social Care Professionals	3.5%	0.1%	3.6%	0.4%	3.9%	90.5%	9.5%
Management & Administrative	5.9%	0.2%	6.1%	3.3%	9.4%	64.7%	35.3%
General Support	4.6%	0.3%	4.9%	3.0%	7.9%	62.5%	37.5%
Patient & Client Care	5.1%	0.3%	5.4%	5.1%	10.5%	51.2%	48.8%

## January 2021

Health Service Absence Rate - by Staff Category: Jan 2021	Certified absence	Self-certified absence	Non Covid-19 absence	Covid-19 absence	Total absence rate	% Non Covid-19 absence	% Covid-19 absence
<b>HSE Mental Health CHO 2</b>	<b>2.6%</b>	<b>0.2%</b>	<b>2.7%</b>	<b>1.9%</b>	<b>4.6%</b>	<b>59.5%</b>	<b>40.5%</b>
Medical & Dental	0.1%	0.3%	0.4%	1.7%	2.1%	20.0%	80.0%
Nursing & Midwifery	2.8%	0.2%	3.0%	2.8%	5.8%	51.8%	48.2%
Health & Social Care Professionals	2.5%	0.1%	2.6%	0.4%	3.0%	86.0%	14.0%
Management & Administrative	2.8%	0.0%	2.8%	1.5%	4.3%	65.8%	34.2%
General Support	3.1%	0.0%	3.1%	1.3%	4.4%	69.8%	30.2%
Patient & Client Care	2.2%	0.1%	2.3%	0.7%	3.0%	76.2%	23.8%

## January 2021

Health Service Absence Rate - by Staff Category: Jan 2021	Certified absence	Self-certified absence	Non Covid-19 absence	Covid-19 absence	Total absence rate	% Non Covid-19 absence	% Covid-19 absence
<b>HSE Mental Health CHO 3</b>	<b>5.4%</b>	<b>0.4%</b>	<b>5.8%</b>	<b>4.7%</b>	<b>10.5%</b>	<b>54.9%</b>	<b>45.1%</b>
Medical & Dental	1.1%	0.3%	1.4%	3.1%	4.5%	31.9%	68.1%
Nursing & Midwifery	7.0%	0.5%	7.5%	6.4%	14.0%	53.9%	46.1%
Health & Social Care Professionals	2.5%	0.2%	2.7%	1.0%	3.7%	72.0%	28.0%
Management & Administrative	2.6%	0.2%	2.8%	2.0%	4.9%	58.7%	41.3%
General Support	5.2%	0.0%	5.2%	6.4%	11.6%	44.5%	55.5%
Patient & Client Care	7.6%	0.2%	7.8%	5.1%	12.9%	60.7%	39.3%



## January 2021

Health Service Absence Rate - by Staff Category: Jan 2021	Certified absence	Self- certified absence	Non Covid-19 absence	Covid-19 absence	Total absence rate	% Non Covid-19 absence	% Covid-19 absence
<b>HSE Mental Health CHO 4</b>	<b>3.0%</b>	<b>0.1%</b>	<b>3.1%</b>	<b>2.6%</b>	<b>5.7%</b>	<b>54.6%</b>	<b>45.4%</b>
Medical & Dental	2.1%	0.1%	2.2%	0.7%	2.8%	76.4%	23.6%
Nursing & Midwifery	3.3%	0.2%	3.5%	3.7%	7.2%	49.0%	51.0%
Health & Social Care Professionals	2.1%	0.0%	2.1%	0.4%	2.6%	82.5%	17.5%
Management & Administrative	3.1%	0.1%	3.1%	0.3%	3.4%	90.6%	9.4%
General Support	3.1%	0.1%	3.2%	2.9%	6.0%	52.7%	47.3%
Patient & Client Care	3.2%	0.0%	3.2%	3.0%	6.2%	51.1%	48.9%

## January 2021

Health Service Absence Rate - by Staff Category: Jan 2021	Certified absence	Self- certified absence	Non Covid-19 absence	Covid-19 absence	Total absence rate	% Non Covid-19 absence	% Covid-19 absence
<b>HSE Mental Health CHO 5</b>	<b>3.7%</b>	<b>0.3%</b>	<b>4.0%</b>	<b>5.2%</b>	<b>9.2%</b>	<b>43.6%</b>	<b>56.4%</b>
Medical & Dental	0.6%	0.2%	0.9%	3.7%	4.5%	18.8%	81.2%
Nursing & Midwifery	4.0%	0.4%	4.4%	6.2%	10.7%	41.4%	58.6%
Health & Social Care Professionals	2.9%	0.3%	3.2%	1.6%	4.8%	66.6%	33.4%
Management & Administrative	3.9%	0.1%	4.1%	3.0%	7.1%	57.6%	42.4%
General Support	3.4%	0.4%	3.9%	4.1%	8.0%	48.3%	51.7%
Patient & Client Care	4.4%	0.1%	4.6%	7.2%	11.8%	39.0%	61.0%

## January 2021

Health Service Absence Rate - by Staff Category: Jan 2021	Certified absence	Self- certified absence	Non Covid-19 absence	Covid-19 absence	Total absence rate	% Non Covid-19 absence	% Covid-19 absence
<b>HSE Mental Health CHO 6</b>	<b>4.2%</b>	<b>0.2%</b>	<b>4.4%</b>	<b>5.8%</b>	<b>10.2%</b>	<b>42.9%</b>	<b>57.1%</b>
Medical & Dental	1.3%	0.1%	1.3%	1.2%	2.6%	51.6%	48.4%
Nursing & Midwifery	4.2%	0.2%	4.4%	7.5%	11.9%	36.7%	63.3%
Health & Social Care Professionals	5.7%	0.1%	5.7%	1.4%	7.1%	80.4%	19.6%
Management & Administrative	1.1%	0.2%	1.3%	2.0%	3.3%	38.5%	61.5%
General Support	10.1%	0.3%	10.4%	10.1%	20.5%	51.0%	49.0%
Patient & Client Care	3.7%	0.2%	3.9%	13.9%	17.9%	22.0%	78.0%

## January 2021

Health Service Absence Rate - by Staff Category: Jan 2021	Certified absence	Self- certified absence	Non Covid-19 absence	Covid-19 absence	Total absence rate	% Non Covid-19 absence	% Covid-19 absence
<b>HSE Mental Health CHO 7</b>	<b>4.1%</b>	<b>0.2%</b>	<b>4.4%</b>	<b>3.9%</b>	<b>8.2%</b>	<b>53.1%</b>	<b>46.9%</b>
Medical & Dental	0.3%	0.1%	0.4%	2.6%	2.9%	12.8%	87.2%
Nursing & Midwifery	4.3%	0.2%	4.5%	4.6%	9.2%	49.4%	50.6%
Health & Social Care Professionals	3.9%	0.2%	4.1%	2.9%	7.0%	58.1%	41.9%
Management & Administrative	6.1%	0.1%	6.2%	4.9%	11.1%	56.1%	43.9%
General Support	7.4%	0.0%	7.4%	1.0%	8.4%	88.5%	11.5%
Patient & Client Care	6.0%	0.7%	6.7%	3.5%	10.3%	65.6%	34.4%

## January 2021

Health Service Absence Rate - by Staff Category: Jan 2021	Certified absence	Self-certified absence	Non Covid-19 absence	Covid-19 absence	Total absence rate	% Non Covid-19 absence	% Covid-19 absence
<b>HSE Mental Health CHO 8</b>	<b>4.4%</b>	<b>0.4%</b>	<b>4.7%</b>	<b>3.8%</b>	<b>8.5%</b>	<b>55.5%</b>	<b>44.5%</b>
Medical & Dental	0.2%	0.1%	0.3%	1.1%	1.4%	21.1%	78.9%
Nursing & Midwifery	5.8%	0.5%	6.3%	4.3%	10.6%	59.3%	40.7%
Health & Social Care Professionals	1.6%	0.0%	1.6%	1.3%	2.9%	54.0%	46.0%
Management & Administrative	5.2%	0.3%	5.6%	2.0%	7.5%	73.7%	26.3%
General Support	3.9%	0.3%	4.2%	5.8%	10.0%	41.7%	58.3%
Patient & Client Care	3.5%	0.4%	3.9%	6.0%	9.9%	39.5%	60.5%

## January 2021

Health Service Absence Rate - by Staff Category: Jan 2021	Certified absence	Self-certified absence	Non Covid-19 absence	Covid-19 absence	Total absence rate	% Non Covid-19 absence	% Covid-19 absence
<b>HSE Mental Health CHO 9</b>	<b>3.7%</b>	<b>0.2%</b>	<b>3.9%</b>	<b>2.9%</b>	<b>6.8%</b>	<b>56.9%</b>	<b>43.1%</b>
Medical & Dental	3.6%	0.0%	3.6%	2.0%	5.6%	64.7%	35.3%
Nursing & Midwifery	3.5%	0.3%	3.8%	4.1%	7.8%	48.2%	51.8%
Health & Social Care Professionals	1.6%	0.1%	1.7%	2.1%	3.8%	43.9%	56.1%
Management & Administrative	4.7%	0.1%	4.8%	2.5%	7.2%	66.2%	33.8%
General Support	2.6%	0.3%	2.9%	0.8%	3.7%	78.3%	21.7%
Patient & Client Care	6.5%	0.3%	6.8%	1.8%	8.7%	78.8%	21.2%

## January 2021

Health Service Absence Rate - by Staff Category: Jan 2021	Certified absence	Self-certified absence	Non Covid-19 absence	Covid-19 absence	Total absence rate	% Non Covid-19 absence	% Covid-19 absence
<b>HSE Mental Health Other Community Services</b>	<b>2.5%</b>	<b>0.2%</b>	<b>2.7%</b>	<b>4.9%</b>	<b>7.6%</b>	<b>35.7%</b>	<b>64.3%</b>
Medical & Dental	5.1%	0.0%	5.1%	0.9%	6.0%	85.7%	14.3%
Nursing & Midwifery	3.1%	0.3%	3.3%	8.9%	12.2%	27.2%	72.8%
Health & Social Care Professionals	0.0%	0.0%	0.0%	0.0%	0.0%		#DIV/0
Management & Administrative	0.3%	0.0%	0.3%	0.0%	0.3%	100.0%	0.0%
General Support	1.0%	0.0%	1.0%	2.2%	3.2%	31.7%	68.3%
Patient & Client Care	8.3%	0.4%	8.7%	9.5%	18.3%	47.8%	52.2%

## January 2021

St. John of God (MHS) absence by Staff Category	Certified absence	Self-certified absence	Non Covid-19 absence	Covid-19 absence	Total absence rate	% Non Covid-19 absence	% Covid-19 absence
<b>St. John of God (MHS) (CHO 6)</b>	<b>4.6%</b>	<b>0.1%</b>	<b>4.7%</b>	<b>1.0%</b>	<b>5.7%</b>	<b>82.5%</b>	<b>17.5%</b>
Medical & Dental	2.2%	0.1%	2.3%	0.4%	2.7%	86.5%	13.5%
Nursing & Midwifery	5.2%	0.0%	5.2%	0.6%	5.8%	88.9%	11.1%
Health & Social Care Professionals	5.8%	0.1%	5.9%	1.2%	7.1%	83.6%	16.4%
Management & Administrative	0.9%	0.3%	1.2%	2.2%	3.4%	34.9%	65.1%
General Support	15.7%	0.5%	16.2%	0.0%	16.2%	100.0%	0.0%
Patient & Client Care	0.0%	0.0%	0.0%	0.0%	0.0%		#DIV/0

## January 2021

St. Vincent's, Fairview absence by Staff Category	Certified absence	Self-certified absence	Non Covid-19 absence	Covid-19 absence	Total absence rate	% Non Covid-19 absence	% Covid-19 absence
<b>St. Vincent's, Fairview (CHO 9)</b>	<b>3.7%</b>	<b>0.6%</b>	<b>4.3%</b>	<b>2.3%</b>	<b>6.6%</b>	<b>64.9%</b>	<b>35.1%</b>
Medical & Dental	34.2%	0.0%	34.2%	0.0%	34.2%	100.0%	0.0%
Nursing & Midwifery	2.7%	0.7%	3.3%	3.3%	6.6%	50.4%	49.6%
Health & Social Care Professionals	0.0%	0.6%	0.6%	1.4%	2.0%	28.7%	71.3%
Management & Administrative	9.5%	0.3%	9.8%	1.4%	11.2%	87.8%	12.2%
General Support	0.3%	0.7%	0.9%	0.0%	0.9%	100.0%	0.0%
Patient & Client Care	5.8%	0.0%	5.8%	0.0%	5.8%	100.0%	0.0%

## Mental Health

Year/ month	Medical & Dental	Nursing & Midwifery	Health & Social Care Professionals	Management & Administrative	General Support	Patient & Client Care	Certified absence	Self-certified absence	Non Covid-19 absence	Covid-19 absence	Total absence rate
<b>2021</b>	<b>3.9%</b>	<b>9.6%</b>	<b>4.0%</b>	<b>4.6%</b>	<b>7.7%</b>	<b>9.6%</b>	<b>3.7%</b>	<b>0.2%</b>	<b>4.0%</b>	<b>3.8%</b>	<b>7.8%</b>
Jan 2021	3.9%	9.6%	4.0%	4.6%	7.7%	9.6%	3.7%	0.2%	4.0%	3.8%	7.8%
<b>2020</b>	<b>3.0%</b>	<b>6.5%</b>	<b>4.0%</b>	<b>3.6%</b>	<b>6.6%</b>	<b>6.9%</b>	<b>3.7%</b>	<b>0.3%</b>	<b>4.1%</b>	<b>1.5%</b>	<b>5.6%</b>
Dec 2020	2.6%	6.9%	4.1%	2.8%	6.0%	6.9%	3.6%	0.3%	3.9%	1.7%	5.6%
Nov 2020	2.7%	6.4%	3.7%	2.7%	5.7%	5.6%	3.5%	0.3%	3.7%	1.3%	5.1%
Oct 2020	2.4%	6.9%	3.5%	3.0%	5.5%	5.9%	3.5%	0.3%	3.8%	1.5%	5.3%
Sep 2020	2.1%	6.4%	4.0%	3.2%	6.9%	7.3%	3.9%	0.3%	4.2%	1.2%	5.4%
Aug 2020	1.9%	5.7%	3.2%	2.9%	5.1%	7.5%	3.8%	0.3%	4.1%	0.8%	4.9%
Jul 2020	2.2%	5.0%	2.8%	2.6%	5.7%	6.6%	3.5%	0.3%	3.8%	0.7%	4.5%
Jun 2020	1.3%	5.1%	2.2%	2.7%	6.2%	6.8%	3.2%	0.3%	3.5%	0.9%	4.4%
May 2020	2.7%	7.7%	2.8%	3.7%	7.2%	8.4%	3.5%	0.2%	3.8%	2.5%	6.2%
Apr 2020	6.3%	9.5%	6.3%	5.2%	9.5%	9.7%	3.7%	0.2%	3.9%	4.4%	8.3%
Mar 2020	6.9%	8.3%	7.4%	5.5%	7.4%	8.4%	4.1%	0.4%	4.5%	3.2%	7.7%
Feb 2020	2.1%	4.6%	3.6%	4.2%	7.4%	4.8%	4.0%	0.5%	4.5%		4.5%
Jan 2020	2.1%	5.5%	4.0%	4.2%	7.2%	5.1%	4.5%	0.5%	5.0%		5.0%
<b>2019</b>	<b>1.9%</b>	<b>5.1%</b>	<b>4.1%</b>	<b>4.6%</b>	<b>6.0%</b>	<b>4.9%</b>	<b>4.3%</b>	<b>0.5%</b>	<b>4.7%</b>		<b>4.7%</b>
Dec 2019	2.6%	5.7%	4.8%	5.6%	6.7%	5.3%	4.8%	0.6%	5.4%		5.4%
Nov 2019	1.2%	5.2%	4.0%	4.7%	5.7%	4.8%	4.1%	0.5%	4.6%		4.6%
Oct 2019	2.0%	4.9%	3.8%	5.2%	5.4%	4.0%	4.0%	0.5%	4.4%		4.4%
Sep 2019	2.2%	5.4%	4.5%	5.4%	5.3%	4.0%	4.3%	0.5%	4.8%		4.8%
Aug 2019	2.3%	5.2%	4.6%	4.5%	5.6%	5.1%	4.4%	0.4%	4.8%		4.8%
Jul 2019	1.9%	5.3%	4.6%	3.7%	5.7%	5.4%	4.4%	0.4%	4.8%		4.8%
Jun 2019	1.4%	4.9%	4.5%	4.2%	5.8%	5.3%	4.2%	0.4%	4.6%		4.6%
May 2019	1.8%	4.7%	3.8%	4.3%	6.0%	4.4%	4.0%	0.4%	4.4%		4.4%
Apr 2019	2.2%	4.9%	3.6%	3.5%	6.1%	4.8%	4.0%	0.4%	4.4%		4.4%
Mar 2019	1.4%	5.0%	3.5%	4.9%	6.8%	5.1%	4.2%	0.4%	4.6%		4.6%
Feb 2019	2.1%	4.9%	4.3%	4.2%	6.3%	4.6%	4.1%	0.6%	4.6%		4.6%
Jan 2019	1.9%	5.4%	3.9%	5.7%	7.0%	5.9%	4.7%	0.5%	5.2%		5.2%
<b>2018</b>	<b>2.0%</b>	<b>5.1%</b>	<b>3.5%</b>	<b>4.0%</b>	<b>6.1%</b>	<b>5.4%</b>	<b>4.2%</b>	<b>0.5%</b>	<b>4.7%</b>		<b>4.7%</b>

Mental Health

Year/ month	CHO 1	CHO 2	CHO 3	CHO 4	CHO 5	CHO 6	CHO 7	CHO 8	CHO 9	other Comm.	Community Services absence rate	Certified absence	Self-certified absence	Non Covid-19 absence	Covid-19 absence	Total absence rate
2021	9.0%	4.6%	10.5%	5.7%	9.2%	10.2%	8.2%	8.5%	6.8%	7.6%	7.8%	3.7%	0.2%	4.0%	3.8%	7.8%
Jan 2021	9.0%	4.6%	10.5%	5.7%	9.2%	10.2%	8.2%	8.5%	6.8%	7.6%	7.8%	3.7%	0.2%	4.0%	3.8%	7.76%
2020	6.9%	4.1%	7.3%	4.1%	5.8%	4.9%	8.5%	7.6%	4.8%	4.8%	5.6%	3.7%	0.3%	4.1%	1.5%	5.6%
Dec 2020	7.0%	3.6%	5.0%	2.9%	5.9%	6.3%	7.6%	7.1%	4.2%	8.1%	5.6%	3.6%	0.3%	3.9%	1.7%	5.58%
Nov 2020	6.5%	3.7%	6.3%	3.5%	5.5%	4.4%	11.0%	5.9%	3.7%	4.6%	5.1%	3.5%	0.3%	3.7%	1.3%	5.07%
Oct 2020	6.9%	3.9%	7.2%	4.2%	6.0%	3.8%	10.9%	6.7%	3.6%	5.1%	5.3%	3.5%	0.3%	3.8%	1.5%	5.33%
Sep 2020	6.7%	4.5%	7.4%	3.8%	5.8%	4.4%	6.2%	8.3%	4.0%	4.5%	5.4%	3.9%	0.3%	4.2%	1.2%	5.44%
Aug 2020	6.2%	3.9%	7.4%	3.4%	5.3%	3.4%	6.2%	7.0%	3.5%	4.7%	4.9%	3.8%	0.3%	4.1%	0.8%	4.93%
Jul 2020	6.0%	3.5%	6.3%	3.7%	4.4%	3.1%	6.3%	6.1%	3.6%	3.8%	4.5%	3.5%	0.3%	3.8%	0.7%	4.49%
Jun 2020	5.5%	3.0%	6.9%	3.8%	5.0%	3.4%	4.7%	6.1%	3.2%	3.8%	4.4%	3.2%	0.3%	3.5%	0.9%	4.42%
May 2020	6.1%	4.4%	9.7%	5.6%	6.6%	4.3%	7.1%	8.4%	5.8%	5.5%	6.2%	3.5%	0.2%	3.8%	2.5%	6.22%
Apr 2020	8.7%	5.9%	9.9%	6.5%	7.7%	9.6%	14.2%	11.8%	7.9%	6.8%	8.3%	3.7%	0.2%	3.9%	4.4%	8.31%
Mar 2020	9.8%	6.4%	9.4%	4.2%	6.0%	6.4%	24.9%	10.2%	8.1%	5.8%	7.7%	4.1%	0.4%	4.5%	3.2%	7.66%
Feb 2020	6.2%	2.3%	5.7%	3.9%	4.8%	4.4%	6.8%	6.7%	4.7%	2.2%	4.5%	4.0%	0.5%	4.5%		4.46%
Jan 2020	6.7%	4.1%	6.3%	3.9%	6.2%	5.4%	5.8%	6.8%	4.8%	2.3%	5.0%	4.5%	0.5%	5.0%		5.01%
2019	6.1%	4.1%	5.9%	3.3%	5.3%	4.1%	5.0%	5.7%	4.4%		4.7%	4.3%	0.5%	4.7%		4.7%
Dec 2019	6.3%	4.4%	6.6%	3.6%	6.4%	5.0%	5.9%	7.2%	4.6%		5.4%	4.8%	0.6%	5.4%		5.36%
Nov 2019	5.7%	3.5%	5.3%	3.8%	4.6%	3.7%	5.3%	6.2%	4.3%		4.6%	4.1%	0.5%	4.6%		4.64%
Oct 2019	4.7%	3.6%	5.6%	3.3%	5.0%	3.3%	5.9%	5.7%	4.2%		4.4%	4.0%	0.5%	4.4%		4.44%
Sep 2019	6.0%	4.0%	5.4%	3.9%	5.4%	3.0%	6.3%	5.6%	4.6%		4.8%	4.3%	0.5%	4.8%		4.81%
Aug 2019	6.3%	4.0%	6.7%	3.3%	5.4%	4.1%	5.9%	5.9%	4.5%		4.8%	4.4%	0.4%	4.8%		4.82%
Jul 2019	6.7%	4.1%	6.6%	3.2%	5.0%	4.4%	4.0%	5.7%	4.3%		4.8%	4.4%	0.4%	4.8%		4.82%
Jun 2019	6.4%	3.9%	6.3%	2.9%	4.7%	4.9%	5.4%	5.6%	3.9%		4.6%	4.2%	0.4%	4.6%		4.62%
May 2019	5.8%	3.6%	6.3%	3.1%	4.9%	4.8%	5.2%	5.1%	3.0%		4.4%	4.0%	0.4%	4.4%		4.39%
Apr 2019	5.6%	4.0%	5.8%	2.8%	4.9%	3.6%	5.0%	5.5%	3.7%		4.4%	4.0%	0.4%	4.4%		4.40%
Mar 2019	6.4%	4.5%	6.1%	2.8%	5.3%	3.3%	4.1%	5.0%	4.8%		4.6%	4.2%	0.4%	4.6%		4.63%
Feb 2019	6.2%	4.1%	5.5%	3.2%	5.6%	5.1%	3.6%	5.5%	3.7%		4.6%	4.1%	0.6%	4.6%		4.61%
Jan 2019	7.5%	5.3%	4.2%	3.2%	6.0%	4.5%	4.0%	5.3%	6.2%		5.2%	4.7%	0.5%	5.2%		5.17%

