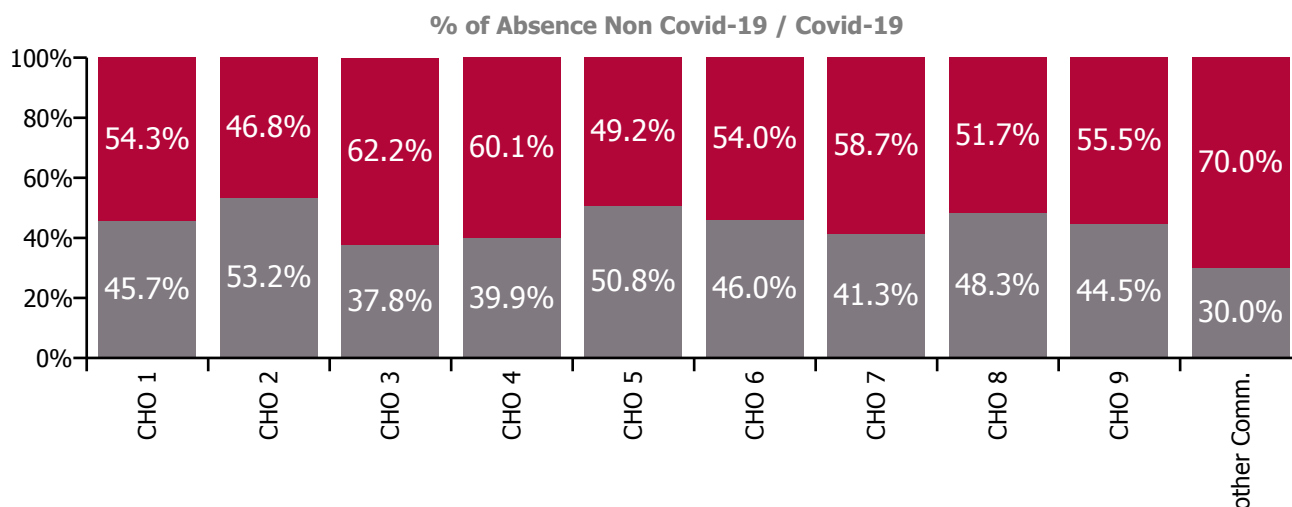
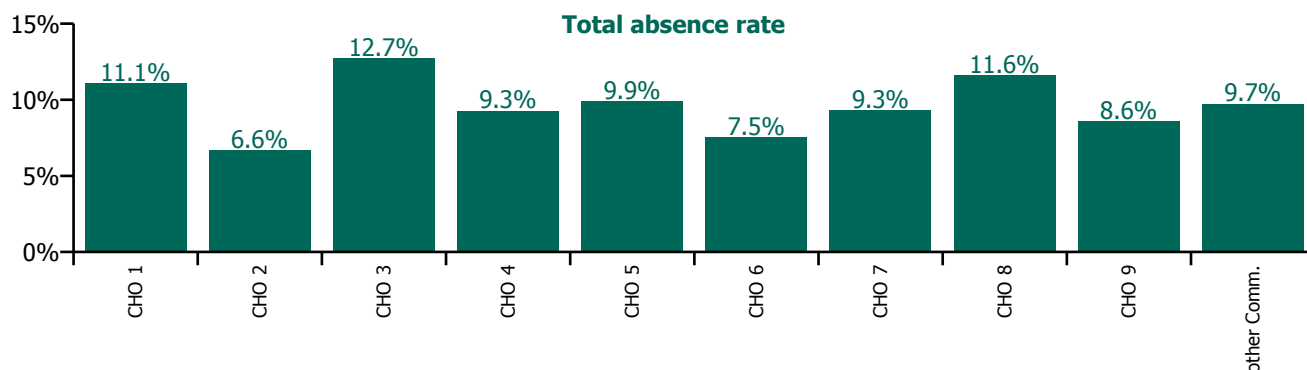


January 2022

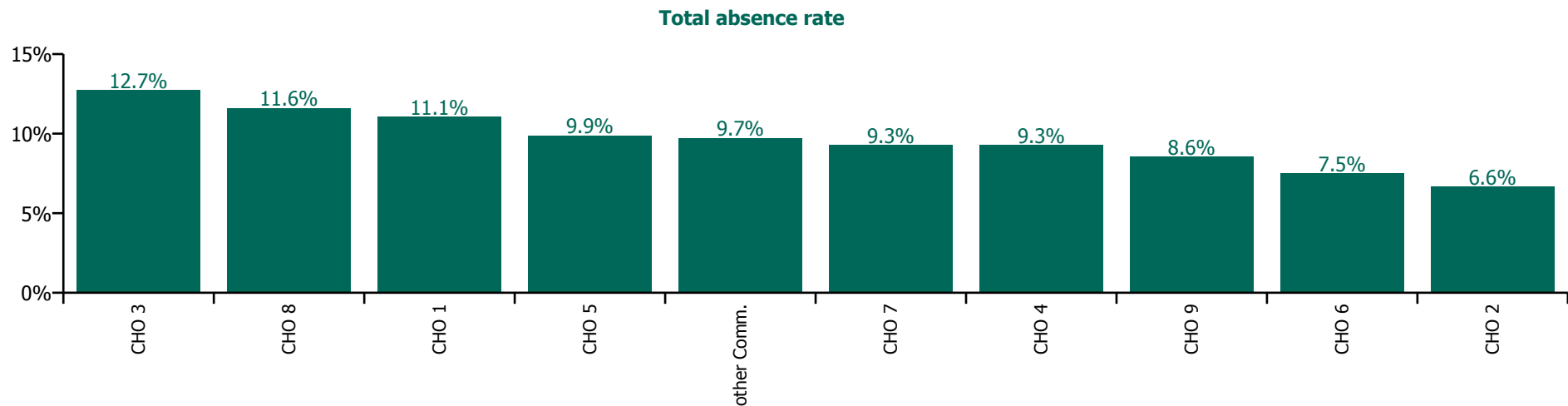
Health Service Absence Rate - by Staff Category: Jan 2022	Certified absence	Self-certified absence	Non Covid-19 absence	Covid-19 absence	Total absence rate	% Non Covid-19 absence	% Covid-19 absence
Mental Health	3.9%	0.3%	4.2%	5.4%	9.6%	44.0%	56.0%
Medical & Dental	2.1%	0.1%	2.2%	1.4%	3.7%	60.6%	39.4%
Nursing & Midwifery	4.1%	0.4%	4.5%	6.6%	11.1%	40.5%	59.5%
Health & Social Care Professionals	3.1%	0.2%	3.3%	3.4%	6.7%	48.9%	51.1%
Management & Administrative	2.8%	0.1%	2.9%	4.3%	7.2%	40.4%	59.6%
General Support	5.8%	0.3%	6.2%	4.4%	10.6%	58.1%	41.9%
Patient & Client Care	4.8%	0.4%	5.2%	6.2%	11.4%	45.7%	54.3%

Health Service Absence Rate - Care Group by CHO: Jan 2022	Certified absence	Self-certified absence	Non Covid-19 absence	Covid-19 absence	Total absence rate	% Non Covid-19 absence	% Covid-19 absence
Mental Health	3.9%	0.3%	4.2%	5.4%	9.6%	44.0%	56.0%
CHO 1	4.8%	0.3%	5.1%	6.0%	11.1%	45.7%	54.3%
CHO 2	3.5%	0.1%	3.5%	3.1%	6.6%	53.2%	46.8%
CHO 3	4.4%	0.4%	4.8%	7.9%	12.7%	37.8%	62.2%
CHO 4	3.5%	0.2%	3.7%	5.6%	9.3%	39.9%	60.1%
CHO 5	4.7%	0.4%	5.0%	4.9%	9.9%	50.8%	49.2%
CHO 6	3.1%	0.3%	3.5%	4.1%	7.5%	46.0%	54.0%
CHO 7	3.5%	0.3%	3.8%	5.4%	9.3%	41.3%	58.7%
CHO 8	5.1%	0.5%	5.6%	6.0%	11.6%	48.3%	51.7%
CHO 9	3.5%	0.3%	3.8%	4.7%	8.6%	44.5%	55.5%
Other Community Services	2.4%	0.5%	2.9%	6.8%	9.7%	30.0%	70.0%

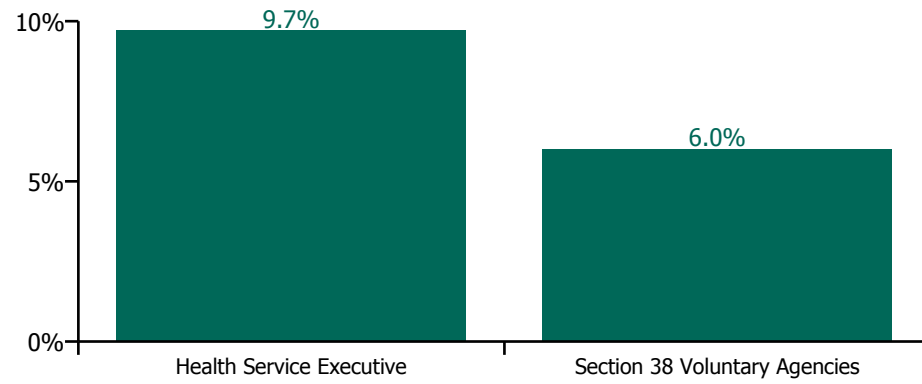


January 2022

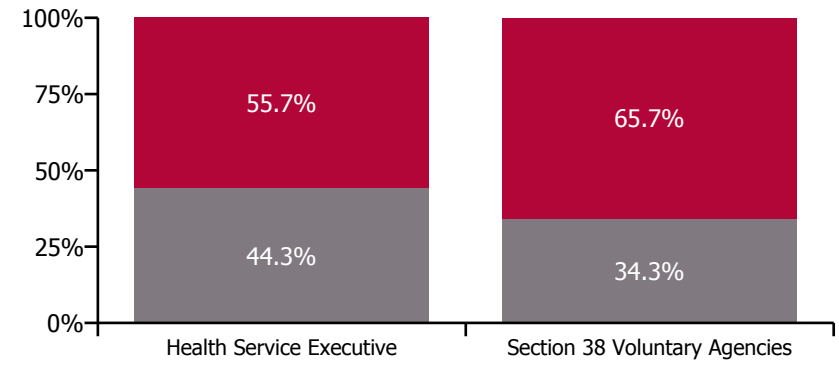
Health Service Absence Rate - by Hospital Group & Staff Category: Jan 2022	Medical & Dental	Nursing & Midwifery	Health & Social Care Professionals	Management & Administrative	General Support	Patient & Client Care	Certified absence	Self-certified absence	Non Covid-19 absence	Covid-19 absence	Total absence rate
Mental Health	3.7%	11.1%	6.7%	7.2%	10.6%	11.4%	3.9%	0.3%	4.2%	5.4%	9.6%
CHO 1	3.1%	12.8%	10.7%	7.1%	19.5%	5.9%	4.8%	0.3%	5.1%	6.0%	11.1%
CHO 2	5.0%	8.5%	2.6%	4.6%	3.8%	6.1%	3.5%	0.1%	3.5%	3.1%	6.6%
CHO 3	11.8%	15.0%	7.2%	10.7%	5.1%	16.4%	4.4%	0.4%	4.8%	7.9%	12.7%
CHO 4	1.6%	11.9%	3.7%	5.8%	11.4%	13.0%	3.5%	0.2%	3.7%	5.6%	9.3%
CHO 5	5.2%	11.1%	7.3%	5.6%	12.2%	8.5%	4.7%	0.4%	5.0%	4.9%	9.9%
CHO 6	1.1%	8.2%	9.1%	5.8%	6.2%	11.7%	3.1%	0.3%	3.5%	4.1%	7.5%
CHO 7	2.3%	9.9%	5.4%	9.6%	12.7%	17.4%	3.5%	0.3%	3.8%	5.4%	9.3%
CHO 8	2.4%	12.2%	9.2%	9.4%	15.6%	17.7%	5.1%	0.5%	5.6%	6.0%	11.6%
CHO 9	5.2%	8.5%	8.0%	13.2%	7.3%	9.1%	3.5%	0.3%	3.8%	4.7%	8.6%
Other Community Services	2.0%	13.3%	4.5%	0.7%	5.8%	12.2%	2.4%	0.5%	2.9%	6.8%	9.7%



Total absence rate



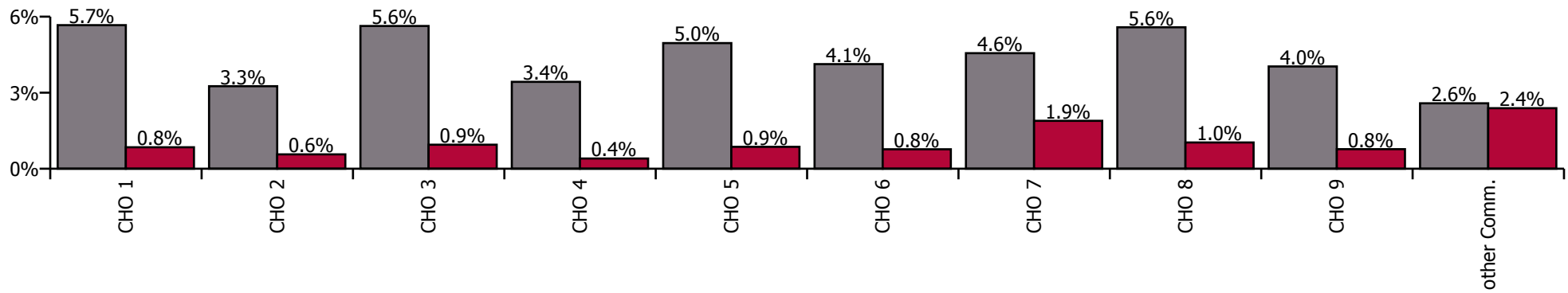
Non Covid-19 & Covid-19 Absence



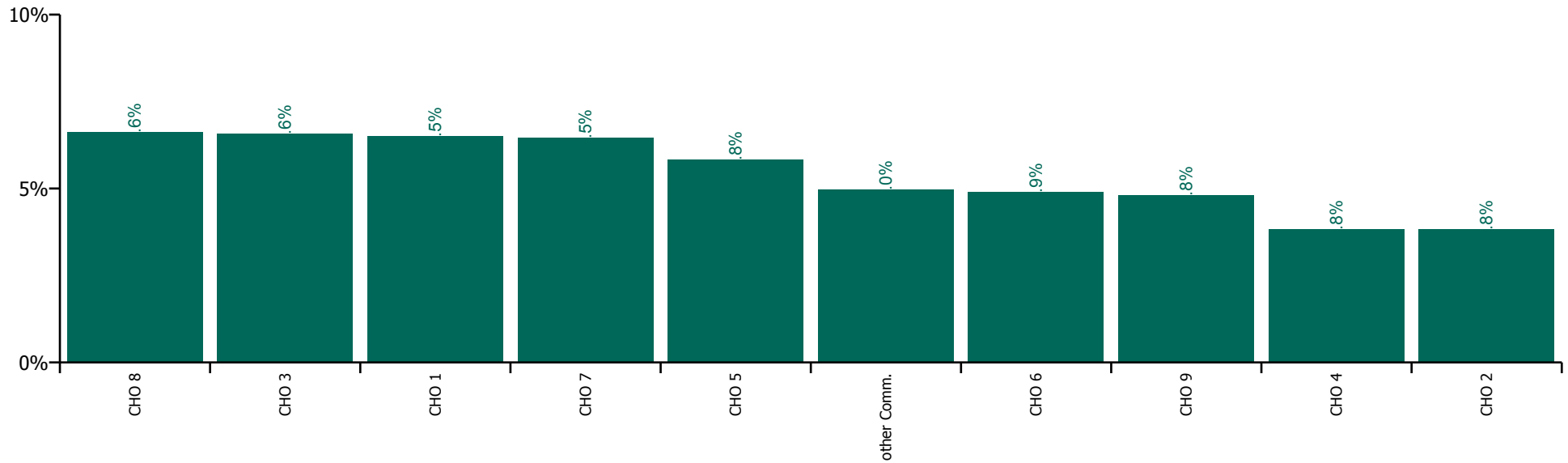
January 2022

Health Service Absence Rate by Hospital: Jan 2022	Medical & Dental	Nursing & Midwifery	Health & Social Care Professionals	Management & Administrative	General Support	Patient & Client Care	Certified absence	Self-certified absence	Non Covid-19 absence	Covid-19 absence	Total absence rate
Mental Health	2.3%	6.0%	4.0%	4.0%	6.5%	6.2%	4.0%	0.4%	4.4%	0.9%	5.3%
Health Service Executive	3.2%	6.9%	5.2%	5.9%	8.5%	7.8%	5.3%	0.4%	5.7%	0.8%	6.5%
CHO 1	3.2%	6.9%	5.2%	5.9%	8.5%	7.8%	5.3%	0.4%	5.7%	0.8%	6.5%
Health Service Executive	1.1%	4.8%	3.1%	3.1%	2.9%	3.5%	3.1%	0.2%	3.3%	0.6%	3.8%
CHO 2	1.1%	4.8%	3.1%	3.1%	2.9%	3.5%	3.1%	0.2%	3.3%	0.6%	3.8%
Health Service Executive	3.9%	8.1%	3.7%	5.5%	5.2%	8.1%	5.2%	0.4%	5.6%	0.9%	6.6%
CHO 3	3.9%	8.1%	3.7%	5.5%	5.2%	8.1%	5.2%	0.4%	5.6%	0.9%	6.6%
Health Service Executive	1.6%	4.5%	2.9%	2.9%	4.6%	4.0%	3.0%	0.4%	3.4%	0.4%	3.8%
CHO 4	1.6%	4.5%	2.9%	2.9%	4.6%	4.0%	3.0%	0.4%	3.4%	0.4%	3.8%
Health Service Executive	2.4%	6.2%	4.7%	4.7%	6.6%	6.7%	4.5%	0.5%	5.0%	0.9%	5.8%
CHO 5	2.4%	6.2%	4.7%	4.7%	6.6%	6.7%	4.5%	0.5%	5.0%	0.9%	5.8%
Health Service Executive	1.9%	6.1%	5.6%	4.0%	8.2%	5.1%	4.2%	0.5%	4.7%	0.9%	5.7%
Section 38 Voluntary Agencies	1.6%	3.8%	4.3%	4.4%	7.7%	2.1%	2.8%	0.4%	3.3%	0.6%	3.8%
CHO 6	1.7%	5.5%	4.6%	4.3%	8.1%	5.0%	3.7%	0.5%	4.1%	0.8%	4.9%
Health Service Executive	2.2%	6.9%	4.6%	7.2%	12.3%	12.0%	4.2%	0.4%	4.6%	1.9%	6.5%
CHO 7	2.2%	6.9%	4.6%	7.2%	12.3%	12.0%	4.2%	0.4%	4.6%	1.9%	6.5%
Health Service Executive	2.1%	7.0%	4.8%	5.5%	9.2%	9.1%	5.1%	0.5%	5.6%	1.0%	6.6%
CHO 8	2.1%	7.0%	4.8%	5.5%	9.2%	9.1%	5.1%	0.5%	5.6%	1.0%	6.6%
Health Service Executive	3.1%	5.2%	4.2%	5.9%	6.4%	5.5%	3.9%	0.4%	4.2%	0.8%	5.0%
Section 38 Voluntary Agencies	1.9%	3.5%	2.3%	3.9%	5.6%	3.2%	2.9%	0.4%	3.2%	0.6%	3.8%
CHO 9	3.1%	4.8%	4.1%	5.4%	6.1%	5.4%	3.7%	0.4%	4.0%	0.8%	4.8%
Other Community Services	2.1%	7.4%	1.4%	0.6%	6.0%	9.8%	2.1%	0.5%	2.6%	2.4%	5.0%

Non Covid-19 / Covid-19 absence rates



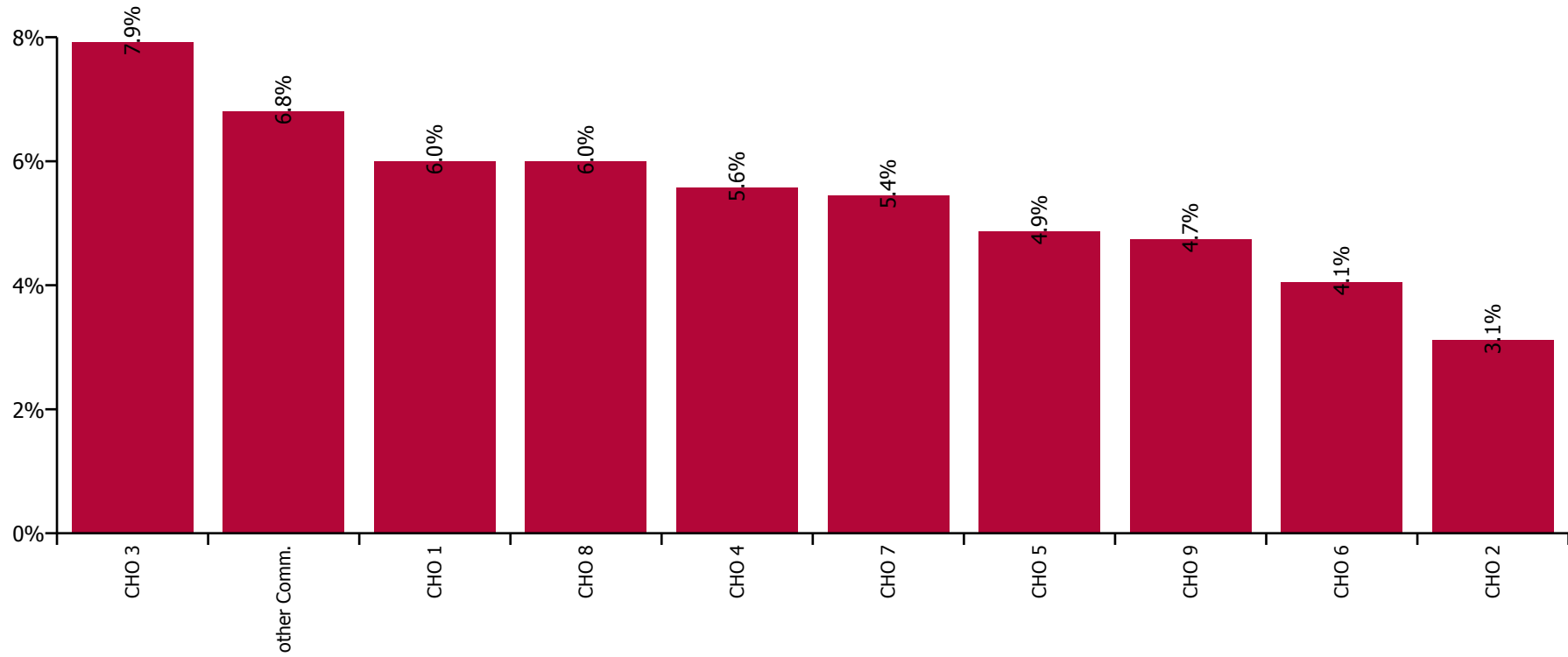
Total absence rate



January 2022

Health Service Covid-19 Absence Rate - by Staff Category & Hospital: Jan 2022	Medical & Dental	Nursing & Midwifery	Health & Social Care Professionals	Management & Administrative	General Support	Patient & Client Care	Covid-19 absence	Non Covid-19 absence	Total absence rate
Mental Health	1.4%	6.6%	3.4%	7.2%	4.4%	6.2%	5.4%	4.2%	9.6%
Health Service Executive	1.1%	8.3%	5.0%	7.1%	3.7%	2.9%	6.0%	5.1%	11.1%
CHO 1	1.1%	8.3%	5.0%	7.1%	3.7%	2.9%	6.0%	5.1%	11.1%
Health Service Executive	1.0%	4.0%	1.2%	4.6%	1.9%	2.6%	3.1%	3.5%	6.6%
CHO 2	1.0%	4.0%	1.2%	4.6%	1.9%	2.6%	3.1%	3.5%	6.6%
Health Service Executive	4.4%	10.3%	3.8%	10.7%	5.1%	8.9%	7.9%	4.8%	12.7%
CHO 3	4.4%	10.3%	3.8%	10.7%	5.1%	8.9%	7.9%	4.8%	12.7%
Health Service Executive	1.1%	7.1%	2.8%	5.8%	4.9%	7.8%	5.6%	3.7%	9.3%
CHO 4	1.1%	7.1%	2.8%	5.8%	4.9%	7.8%	5.6%	3.7%	9.3%
Health Service Executive	2.9%	5.2%	4.7%	5.6%	4.9%	5.5%	4.9%	5.0%	9.9%
CHO 5	2.9%	5.2%	4.7%	5.6%	4.9%	5.5%	4.9%	5.0%	9.9%
Health Service Executive	1.1%	5.7%	3.7%	3.7%	2.2%	5.8%	4.6%	3.9%	8.6%
Section 38 Voluntary Agencies	0.0%	1.1%	4.1%	7.3%	5.2%	46.2%	3.0%	2.6%	5.6%
CHO 6	0.4%	4.6%	3.9%	5.8%	2.8%	7.3%	4.1%	3.5%	7.5%
Health Service Executive	2.1%	5.3%	2.7%	9.6%	7.6%	10.9%	5.4%	3.8%	9.3%
CHO 7	2.1%	5.3%	2.7%	9.6%	7.6%	10.9%	5.4%	3.8%	9.3%
Health Service Executive	0.8%	7.2%	3.8%	9.4%	10.9%	6.6%	6.0%	5.6%	11.6%
CHO 8	0.8%	7.2%	3.8%	9.4%	10.9%	6.6%	6.0%	5.6%	11.6%
Health Service Executive	1.2%	4.9%	5.0%	13.4%	2.3%	5.6%	4.7%	4.2%	8.9%
Section 38 Voluntary Agencies	0.0%	4.8%	0.0%	12.2%	4.7%	0.0%	5.2%	1.4%	6.6%
CHO 9	1.2%	4.9%	4.8%	13.2%	2.9%	5.4%	4.7%	3.8%	8.6%
Other Community Services	0.0%	10.1%	0.8%	0.7%	2.5%	8.1%	6.8%	2.9%	9.7%

Covid-19 absence rate



January 2022

Health Service Absence Rate - by Staff Category: Jan 2022	Certified absence	Self-certified absence	Non Covid-19 absence	Covid-19 absence	Total absence rate	% Non Covid-19 absence	% Covid-19 absence
HSE Mental Health CHO 1	4.8%	0.3%	5.1%	6.0%	11.1%	45.7%	54.3%
Medical & Dental	1.7%	0.3%	2.0%	1.1%	3.1%	65.8%	34.2%
Nursing & Midwifery	4.1%	0.3%	4.4%	8.3%	12.8%	34.6%	65.4%
Health & Social Care Professionals	5.5%	0.3%	5.7%	5.0%	10.7%	53.6%	46.4%
Management & Administrative	3.0%	0.2%	3.1%	3.9%	7.1%	44.2%	55.8%
General Support	15.6%	0.1%	15.8%	3.7%	19.5%	81.1%	18.9%
Patient & Client Care	2.6%	0.4%	2.9%	2.9%	5.9%	50.3%	49.7%

January 2022

Health Service Absence Rate - by Staff Category: Jan 2022	Certified absence	Self-certified absence	Non Covid-19 absence	Covid-19 absence	Total absence rate	% Non Covid-19 absence	% Covid-19 absence
HSE Mental Health CHO 2	3.5%	0.1%	3.5%	3.1%	6.6%	53.2%	46.8%
Medical & Dental	4.0%	0.0%	4.0%	1.0%	5.0%	80.0%	20.0%
Nursing & Midwifery	4.5%	0.1%	4.6%	4.0%	8.5%	53.4%	46.6%
Health & Social Care Professionals	1.4%	0.0%	1.4%	1.2%	2.6%	53.5%	46.5%
Management & Administrative	1.4%	0.0%	1.4%	3.2%	4.6%	31.4%	68.6%
General Support	1.9%	0.0%	1.9%	1.9%	3.8%	50.2%	49.8%
Patient & Client Care	3.3%	0.1%	3.4%	2.6%	6.1%	56.8%	43.2%

January 2022

Health Service Absence Rate - by Staff Category: Jan 2022	Certified absence	Self-certified absence	Non Covid-19 absence	Covid-19 absence	Total absence rate	% Non Covid-19 absence	% Covid-19 absence
HSE Mental Health CHO 3	4.4%	0.4%	4.8%	7.9%	12.7%	37.8%	62.2%
Medical & Dental	7.2%	0.1%	7.4%	4.4%	11.8%	62.4%	37.6%
Nursing & Midwifery	4.2%	0.5%	4.7%	10.3%	15.0%	31.5%	68.5%
Health & Social Care Professionals	3.0%	0.4%	3.4%	3.8%	7.2%	46.9%	53.1%
Management & Administrative	5.5%	0.0%	5.5%	5.3%	10.7%	50.8%	49.2%
General Support	0.0%	0.0%	0.0%	5.1%	5.1%	0.0%	100.0%
Patient & Client Care	6.9%	0.5%	7.5%	8.9%	16.4%	45.5%	54.5%

January 2022

Health Service Absence Rate - by Staff Category: Jan 2022	Certified absence	Self-certified absence	Non Covid-19 absence	Covid-19 absence	Total absence rate	% Non Covid-19 absence	% Covid-19 absence
HSE Mental Health CHO 4	3.5%	0.2%	3.7%	5.6%	9.3%	39.9%	60.1%
Medical & Dental	0.4%	0.2%	0.6%	1.1%	1.6%	34.7%	65.3%
Nursing & Midwifery	4.5%	0.3%	4.8%	7.1%	11.9%	40.4%	59.6%
Health & Social Care Professionals	0.8%	0.1%	0.9%	2.8%	3.7%	24.6%	75.4%
Management & Administrative	1.7%	0.0%	1.7%	4.1%	5.8%	29.3%	70.7%
General Support	6.5%	0.0%	6.5%	4.9%	11.4%	56.7%	43.3%
Patient & Client Care	5.1%	0.1%	5.2%	7.8%	13.0%	39.9%	60.1%

January 2022

Health Service Absence Rate - by Staff Category: Jan 2022	Certified absence	Self-certified absence	Non Covid-19 absence	Covid-19 absence	Total absence rate	% Non Covid-19 absence	% Covid-19 absence
HSE Mental Health CHO 5	4.7%	0.4%	5.0%	4.9%	9.9%	50.8%	49.2%
Medical & Dental	2.3%	0.0%	2.3%	2.9%	5.2%	44.5%	55.5%
Nursing & Midwifery	5.4%	0.5%	5.8%	5.2%	11.1%	52.7%	47.3%
Health & Social Care Professionals	2.5%	0.1%	2.6%	4.7%	7.3%	35.6%	64.4%
Management & Administrative	1.8%	0.1%	1.9%	3.7%	5.6%	34.5%	65.5%
General Support	6.9%	0.4%	7.3%	4.9%	12.2%	60.0%	40.0%
Patient & Client Care	2.5%	0.5%	3.0%	5.5%	8.5%	35.2%	64.8%

January 2022

Health Service Absence Rate - by Staff Category: Jan 2022	Certified absence	Self-certified absence	Non Covid-19 absence	Covid-19 absence	Total absence rate	% Non Covid-19 absence	% Covid-19 absence
HSE Mental Health CHO 6	3.1%	0.3%	3.5%	4.1%	7.5%	46.0%	54.0%
Medical & Dental	0.7%	0.0%	0.7%	0.4%	1.1%	64.7%	35.3%
Nursing & Midwifery	3.2%	0.4%	3.5%	4.6%	8.2%	43.3%	56.7%
Health & Social Care Professionals	5.1%	0.1%	5.2%	3.9%	9.1%	57.0%	43.0%
Management & Administrative	1.3%	0.7%	2.0%	3.8%	5.8%	34.5%	65.5%
General Support	2.2%	1.2%	3.5%	2.8%	6.2%	55.7%	44.3%
Patient & Client Care	4.1%	0.3%	4.4%	7.3%	11.7%	37.6%	62.4%

January 2022

Health Service Absence Rate - by Staff Category: Jan 2022	Certified absence	Self-certified absence	Non Covid-19 absence	Covid-19 absence	Total absence rate	% Non Covid-19 absence	% Covid-19 absence
HSE Mental Health CHO 7	3.5%	0.3%	3.8%	5.4%	9.3%	41.3%	58.7%
Medical & Dental	0.2%	0.0%	0.2%	2.1%	2.3%	7.0%	93.0%
Nursing & Midwifery	4.2%	0.3%	4.6%	5.3%	9.9%	46.3%	53.7%
Health & Social Care Professionals	2.5%	0.2%	2.7%	2.7%	5.4%	50.3%	49.7%
Management & Administrative	2.5%	0.2%	2.7%	6.9%	9.6%	28.4%	71.6%
General Support	4.0%	1.0%	5.1%	7.6%	12.7%	40.1%	59.9%
Patient & Client Care	6.0%	0.6%	6.5%	10.9%	17.4%	37.4%	62.6%

January 2022

Health Service Absence Rate - by Staff Category: Jan 2022	Certified absence	Self-certified absence	Non Covid-19 absence	Covid-19 absence	Total absence rate	% Non Covid-19 absence	% Covid-19 absence
HSE Mental Health CHO 8	5.1%	0.5%	5.6%	6.0%	11.6%	48.3%	51.7%
Medical & Dental	1.5%	0.1%	1.7%	0.8%	2.4%	68.4%	31.6%
Nursing & Midwifery	4.4%	0.6%	5.1%	7.2%	12.2%	41.4%	58.6%
Health & Social Care Professionals	5.1%	0.2%	5.4%	3.8%	9.2%	58.8%	41.2%
Management & Administrative	4.8%	0.2%	5.1%	4.3%	9.4%	54.0%	46.0%
General Support	4.6%	0.1%	4.7%	10.9%	15.6%	30.3%	69.7%
Patient & Client Care	10.0%	1.0%	11.0%	6.6%	17.7%	62.4%	37.6%

January 2022

Health Service Absence Rate - by Staff Category: Jan 2022	Certified absence	Self-certified absence	Non Covid-19 absence	Covid-19 absence	Total absence rate	% Non Covid-19 absence	% Covid-19 absence
HSE Mental Health CHO 9	3.5%	0.3%	3.8%	4.7%	8.6%	44.5%	55.5%
Medical & Dental	3.9%	0.1%	4.0%	1.2%	5.2%	77.6%	22.4%
Nursing & Midwifery	3.1%	0.4%	3.6%	4.9%	8.5%	42.3%	57.7%
Health & Social Care Professionals	2.8%	0.3%	3.1%	4.8%	8.0%	39.1%	60.9%
Management & Administrative	4.9%	0.2%	5.1%	8.1%	13.2%	38.4%	61.6%
General Support	4.2%	0.3%	4.4%	2.9%	7.3%	60.4%	39.6%
Patient & Client Care	3.4%	0.3%	3.7%	5.4%	9.1%	40.3%	59.7%

January 2022

Health Service Absence Rate - by Staff Category: Jan 2022	Certified absence	Self-certified absence	Non Covid-19 absence	Covid-19 absence	Total absence rate	% Non Covid-19 absence	% Covid-19 absence
HSE Mental Health Other Community Services	2.4%	0.5%	2.9%	6.8%	9.7%	30.0%	70.0%
Medical & Dental	2.0%	0.0%	2.0%	0.0%	2.0%	100.0%	0.0%
Nursing & Midwifery	2.5%	0.7%	3.2%	10.1%	13.3%	24.2%	75.8%
Health & Social Care Professionals	3.2%	0.5%	3.7%	0.8%	4.5%	82.4%	17.6%
Management & Administrative	0.5%	0.0%	0.5%	0.2%	0.7%	66.7%	33.3%
General Support	2.4%	0.9%	3.3%	2.5%	5.8%	57.5%	42.5%
Patient & Client Care	3.8%	0.3%	4.1%	8.1%	12.2%	33.4%	66.6%

January 2022

St. John of God (MHS) absence by Staff Category	Certified absence	Self-certified absence	Non Covid-19 absence	Covid-19 absence	Total absence rate	% Non Covid-19 absence	% Covid-19 absence
St. John of God (MHS) (CHO 6)	2.4%	0.2%	2.6%	3.0%	5.6%	46.7%	53.3%
Medical & Dental	0.5%	0.0%	0.5%	0.0%	0.5%	100.0%	0.0%
Nursing & Midwifery	3.2%	0.0%	3.2%	1.1%	4.4%	74.4%	25.6%
Health & Social Care Professionals	3.3%	0.1%	3.4%	4.1%	7.5%	45.1%	54.9%
Management & Administrative	1.9%	0.8%	2.7%	4.6%	7.3%	36.8%	63.2%
General Support	3.1%	1.3%	4.4%	5.2%	9.6%	45.5%	54.5%
Patient & Client Care	0.0%	0.0%	0.0%	46.2%	46.2%	0.0%	100.0%

January 2022

St. Vincent's, Fairview absence by Staff Category	Certified absence	Self-certified absence	Non Covid-19 absence	Covid-19 absence	Total absence rate	% Non Covid-19 absence	% Covid-19 absence
St. Vincent's, Fairview (CHO 9)	1.3%	0.1%	1.4%	5.2%	6.6%	21.0%	79.0%
Medical & Dental	0.0%	0.0%	0.0%	0.0%	0.0%		
Nursing & Midwifery	0.3%	0.0%	0.4%	4.8%	5.2%	6.9%	93.1%
Health & Social Care Professionals	0.0%	0.0%	0.0%	0.0%	0.0%		#DIV/0
Management & Administrative	2.0%	0.2%	2.2%	9.9%	12.2%	18.2%	81.8%
General Support	4.8%	0.1%	4.9%	4.7%	9.6%	51.2%	48.8%
Patient & Client Care	0.0%	1.0%	1.0%	0.0%	1.0%	100.0%	0.0%

Mental Health

Year/ month	Medical & Dental	Nursing & Midwifery	Health & Social Care Professionals	Management & Administrative	General Support	Patient & Client Care	Certified absence	Self-certified absence	Non Covid-19 absence	Covid-19 absence	Total absence rate
2022	3.7%	11.1%	6.7%	7.2%	10.6%	11.4%	3.9%	0.3%	4.2%	5.4%	9.6%
Jan 2022	3.7%	11.1%	6.7%	7.2%	10.6%	11.4%	3.9%	0.3%	4.2%	5.4%	9.6%
2021	2.0%	6.5%	4.0%	3.8%	6.7%	6.8%	3.8%	0.4%	4.2%	1.4%	5.6%
Dec 2021	2.8%	9.1%	5.4%	5.2%	9.7%	8.7%	4.3%	0.4%	4.8%	2.9%	7.7%
Nov 2021	2.4%	8.5%	5.2%	5.4%	9.8%	9.1%	4.5%	0.6%	5.1%	2.2%	7.3%
Oct 2021	3.3%	6.8%	4.5%	4.2%	7.7%	6.4%	4.3%	0.5%	4.8%	1.2%	6.0%
Sep 2021	3.0%	6.4%	3.6%	4.7%	7.4%	6.0%	4.1%	0.4%	4.5%	1.0%	5.5%
Aug 2021	1.5%	6.6%	4.6%	4.5%	5.4%	7.3%	4.3%	0.4%	4.7%	0.9%	5.7%
Jul 2021	1.6%	5.4%	3.8%	3.8%	5.8%	5.8%	3.7%	0.4%	4.1%	0.7%	4.7%
Jun 2021	1.3%	4.8%	3.9%	2.6%	6.4%	5.3%	3.4%	0.4%	3.8%	0.5%	4.3%
May 2021	0.8%	4.5%	2.9%	2.0%	4.6%	5.0%	2.9%	0.3%	3.2%	0.6%	3.7%
Apr 2021	1.2%	4.8%	3.1%	2.5%	4.3%	5.3%	3.0%	0.3%	3.4%	0.6%	4.0%
Mar 2021	1.0%	5.2%	3.4%	3.2%	5.7%	6.1%	3.2%	0.4%	3.6%	0.9%	4.5%
Feb 2021	1.5%	6.4%	4.0%	4.2%	5.2%	7.2%	3.4%	0.4%	3.8%	1.6%	5.4%
Jan 2021	3.9%	9.6%	4.0%	4.6%	7.7%	9.6%	3.7%	0.2%	4.0%	3.8%	7.8%
2020	3.0%	6.5%	4.0%	3.6%	6.6%	6.9%	3.7%	0.3%	4.1%	1.5%	5.6%
Dec 2020	2.6%	6.9%	4.1%	2.8%	6.0%	6.9%	3.6%	0.3%	3.9%	1.7%	5.6%
Nov 2020	2.7%	6.4%	3.7%	2.7%	5.7%	5.6%	3.5%	0.3%	3.7%	1.3%	5.1%
Oct 2020	2.4%	6.9%	3.5%	3.0%	5.5%	5.9%	3.5%	0.3%	3.8%	1.5%	5.3%
Sep 2020	2.1%	6.4%	4.0%	3.2%	6.9%	7.3%	3.9%	0.3%	4.2%	1.2%	5.4%
Aug 2020	1.9%	5.7%	3.2%	2.9%	5.1%	7.5%	3.8%	0.3%	4.1%	0.8%	4.9%
Jul 2020	2.2%	5.0%	2.8%	2.6%	5.7%	6.6%	3.5%	0.3%	3.8%	0.7%	4.5%
Jun 2020	1.3%	5.1%	2.2%	2.7%	6.2%	6.8%	3.2%	0.3%	3.5%	0.9%	4.4%
May 2020	2.7%	7.7%	2.8%	3.7%	7.2%	8.4%	3.5%	0.2%	3.8%	2.5%	6.2%
Apr 2020	6.3%	9.5%	6.3%	5.2%	9.5%	9.7%	3.7%	0.2%	3.9%	4.4%	8.3%
Mar 2020	6.9%	8.3%	7.4%	5.5%	7.4%	8.4%	4.1%	0.4%	4.5%	3.2%	7.7%
Feb 2020	2.1%	4.6%	3.6%	4.2%	7.4%	4.8%	4.0%	0.5%	4.5%		4.5%
Jan 2020	2.1%	5.5%	4.0%	4.2%	7.2%	5.1%	4.5%	0.5%	5.0%		5.0%
2019	1.9%	5.1%	4.1%	4.6%	6.0%	4.9%	4.3%	0.5%	4.7%		4.7%
Dec 2019	2.6%	5.7%	4.8%	5.6%	6.7%	5.3%	4.8%	0.6%	5.4%		5.4%
Nov 2019	1.2%	5.2%	4.0%	4.7%	5.7%	4.8%	4.1%	0.5%	4.6%		4.6%
Oct 2019	2.0%	4.9%	3.8%	5.2%	5.4%	4.0%	4.0%	0.5%	4.4%		4.4%

Sep 2019	2.2%	5.4%	4.5%	5.4%	5.3%	4.0%	4.3%	0.5%	4.8%		4.8%
Aug 2019	2.3%	5.2%	4.6%	4.5%	5.6%	5.1%	4.4%	0.4%	4.8%		4.8%
Jul 2019	1.9%	5.3%	4.6%	3.7%	5.7%	5.4%	4.4%	0.4%	4.8%		4.8%
Jun 2019	1.4%	4.9%	4.5%	4.2%	5.8%	5.3%	4.2%	0.4%	4.6%		4.6%
May 2019	1.8%	4.7%	3.8%	4.3%	6.0%	4.4%	4.0%	0.4%	4.4%		4.4%
Apr 2019	2.2%	4.9%	3.6%	3.5%	6.1%	4.8%	4.0%	0.4%	4.4%		4.4%
Mar 2019	1.4%	5.0%	3.5%	4.9%	6.8%	5.1%	4.2%	0.4%	4.6%		4.6%
Feb 2019	2.1%	4.9%	4.3%	4.2%	6.3%	4.6%	4.1%	0.6%	4.6%		4.6%
Jan 2019	1.9%	5.4%	3.9%	5.7%	7.0%	5.9%	4.7%	0.5%	5.2%		5.2%

Mental Health

Year/ month	CHO 1	CHO 2	CHO 3	CHO 4	CHO 5	CHO 6	CHO 7	CHO 8	CHO 9	other Comm.	Community Services absence rate	Certified absence	Self-certified absence	Non Covid-19 absence	Covid-19 absence	Total absence rate
2022	11.1%	6.6%	12.7%	9.3%	9.9%	7.5%	9.3%	11.6%	8.6%	9.7%	9.6%	3.9%	0.3%	4.2%	5.4%	9.6%
Jan 2022	11.1%	6.6%	12.7%	9.3%	9.9%	7.5%	9.3%	11.6%	8.6%	9.7%	9.6%	3.9%	0.3%	4.2%	5.4%	9.56%
2021	7.0%	3.5%	7.2%	4.6%	6.3%	4.9%	6.2%	6.9%	5.2%	4.9%	5.6%	3.8%	0.4%	4.2%	1.4%	5.6%
Dec 2021	9.3%	5.2%	9.3%	6.1%	9.1%	6.1%	7.8%	9.0%	7.3%	8.7%	7.7%	4.3%	0.4%	4.8%	2.9%	7.66%
Nov 2021	8.9%	5.7%	7.6%	5.4%	8.4%	5.9%	7.3%	9.3%	7.7%	7.5%	7.3%	4.5%	0.6%	5.1%	2.2%	7.33%
Oct 2021	7.7%	3.8%	7.0%	4.8%	7.5%	5.1%	7.1%	6.7%	5.5%	5.6%	6.0%	4.3%	0.5%	4.8%	1.2%	5.97%
Sep 2021	8.2%	3.6%	8.3%	4.2%	6.6%	3.7%	6.4%	6.3%	5.1%	4.4%	5.5%	4.1%	0.4%	4.5%	1.0%	5.52%
Aug 2021	8.2%	5.1%	7.2%	4.1%	6.3%	4.3%	6.3%	7.0%	4.5%	4.6%	5.7%	4.3%	0.4%	4.7%	0.9%	5.67%
Jul 2021	6.4%	2.6%	7.2%	3.5%	5.6%	3.8%	5.5%	6.1%	4.3%	3.8%	4.7%	3.7%	0.4%	4.1%	0.7%	4.75%
Jun 2021	5.3%	1.5%	6.3%	4.1%	5.0%	3.9%	5.3%	6.1%	4.3%	3.2%	4.3%	3.4%	0.4%	3.8%	0.5%	4.30%
May 2021	4.6%	1.2%	4.9%	2.9%	4.6%	3.7%	4.1%	5.8%	4.0%	2.0%	3.7%	2.9%	0.3%	3.2%	0.6%	3.75%
Apr 2021	4.4%	2.7%	5.1%	3.3%	4.1%	3.4%	4.6%	6.4%	3.7%	2.9%	4.0%	3.0%	0.3%	3.4%	0.6%	3.98%
Mar 2021	5.3%	2.9%	6.3%	4.2%	4.6%	3.7%	5.3%	5.5%	4.0%	4.3%	4.5%	3.2%	0.4%	3.6%	0.9%	4.51%
Feb 2021	6.2%	3.7%	6.7%	4.6%	5.3%	4.5%	6.6%	6.8%	5.7%	5.1%	5.4%	3.4%	0.4%	3.8%	1.6%	5.41%
Jan 2021	9.0%	4.6%	10.5%	5.7%	9.2%	10.2%	8.2%	8.5%	6.8%	7.6%	7.8%	3.7%	0.2%	4.0%	3.8%	7.76%
2020	6.9%	4.1%	7.3%	4.1%	5.8%	4.9%	8.5%	7.6%	4.8%	4.8%	5.6%	3.7%	0.3%	4.1%	1.5%	5.6%
Dec 2020	7.0%	3.6%	5.0%	2.9%	5.9%	6.3%	7.6%	7.1%	4.2%	8.1%	5.6%	3.6%	0.3%	3.9%	1.7%	5.58%
Nov 2020	6.5%	3.7%	6.3%	3.5%	5.5%	4.4%	11.0%	5.9%	3.7%	4.6%	5.1%	3.5%	0.3%	3.7%	1.3%	5.07%
Oct 2020	6.9%	3.9%	7.2%	4.2%	6.0%	3.8%	10.9%	6.7%	3.6%	5.1%	5.3%	3.5%	0.3%	3.8%	1.5%	5.33%
Sep 2020	6.7%	4.5%	7.4%	3.8%	5.8%	4.4%	6.2%	8.3%	4.0%	4.5%	5.4%	3.9%	0.3%	4.2%	1.2%	5.44%
Aug 2020	6.2%	3.9%	7.4%	3.4%	5.3%	3.4%	6.2%	7.0%	3.5%	4.7%	4.9%	3.8%	0.3%	4.1%	0.8%	4.93%
Jul 2020	6.0%	3.5%	6.3%	3.7%	4.4%	3.1%	6.3%	6.1%	3.6%	3.8%	4.5%	3.5%	0.3%	3.8%	0.7%	4.49%
Jun 2020	5.5%	3.0%	6.9%	3.8%	5.0%	3.4%	4.7%	6.1%	3.2%	3.8%	4.4%	3.2%	0.3%	3.5%	0.9%	4.42%
May 2020	6.1%	4.4%	9.7%	5.6%	6.6%	4.3%	7.1%	8.4%	5.8%	5.5%	6.2%	3.5%	0.2%	3.8%	2.5%	6.22%
Apr 2020	8.7%	5.9%	9.9%	6.5%	7.7%	9.6%	14.2%	11.8%	7.9%	6.8%	8.3%	3.7%	0.2%	3.9%	4.4%	8.31%
Mar 2020	9.8%	6.4%	9.4%	4.2%	6.0%	6.4%	24.9%	10.2%	8.1%	5.8%	7.7%	4.1%	0.4%	4.5%	3.2%	7.66%
Feb 2020	6.2%	2.3%	5.7%	3.9%	4.8%	4.4%	6.8%	6.7%	4.7%	2.2%	4.5%	4.0%	0.5%	4.5%		4.46%
Jan 2020	6.7%	4.1%	6.3%	3.9%	6.2%	5.4%	5.8%	6.8%	4.8%	2.3%	5.0%	4.5%	0.5%	5.0%		5.01%
2019	6.1%	4.1%	5.9%	3.3%	5.3%	4.1%	5.0%	5.7%	4.4%		4.7%	4.3%	0.5%	4.7%		4.7%
Dec 2019	6.3%	4.4%	6.6%	3.6%	6.4%	5.0%	5.9%	7.2%	4.6%		5.4%	4.8%	0.6%	5.4%		5.36%
Nov 2019	5.7%	3.5%	5.3%	3.8%	4.6%	3.7%	5.3%	6.2%	4.3%		4.6%	4.1%	0.5%	4.6%		4.64%
Oct 2019	4.7%	3.6%	5.6%	3.3%	5.0%	3.3%	5.9%	5.7%	4.2%		4.4%	4.0%	0.5%	4.4%		4.44%
Sep 2019	6.0%	4.0%	5.4%	3.9%	5.4%	3.0%	6.3%	5.6%	4.6%		4.8%	4.3%	0.5%	4.8%		4.81%
Aug 2019	6.3%	4.0%	6.7%	3.3%	5.4%	4.1%	5.9%	5.9%	4.5%		4.8%	4.4%	0.4%	4.8%		4.82%
Jul 2019	6.7%	4.1%	6.6%	3.2%	5.0%	4.4%	4.0%	5.7%	4.3%		4.8%	4.4%	0.4%	4.8%		4.82%
Jun 2019	6.4%	3.9%	6.3%	2.9%	4.7%	4.9%	5.4%	5.6%	3.9%		4.6%	4.2%	0.4%	4.6%		4.62%
May 2019	5.8%	3.6%	6.3%	3.1%	4.9%	4.8%	5.2%	5.1%	3.0%		4.4%	4.0%	0.4%	4.4%		4.39%
Apr 2019	5.6%	4.0%	5.8%	2.8%	4.9%	3.6%	5.0%	5.5%	3.7%		4.4%	4.0%	0.4%	4.4%		4.40%
Mar 2019	6.4%	4.5%	6.1%	2.8%	5.3%	3.3%	4.1%	5.0%	4.8%		4.6%	4.2%	0.4%	4.6%		4.63%
Feb 2019	6.2%	4.1%	5.5%	3.2%	5.6%	5.1%	3.6%	5.5%	3.7%		4.6%	4.1%	0.6%	4.6%		4.61%
Jan 2019	7.5%	5.3%	4.2%	3.2%	6.0%	4.5%	4.0%	5.3%	6.2%		5.2%	4.7%	0.5%	5.2%		5.17%

