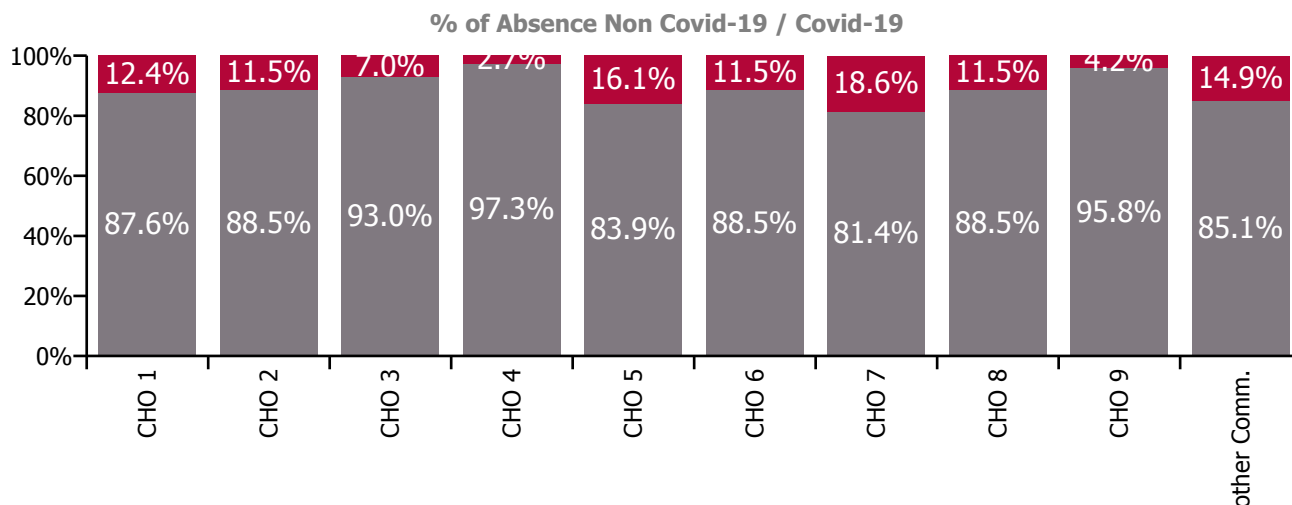
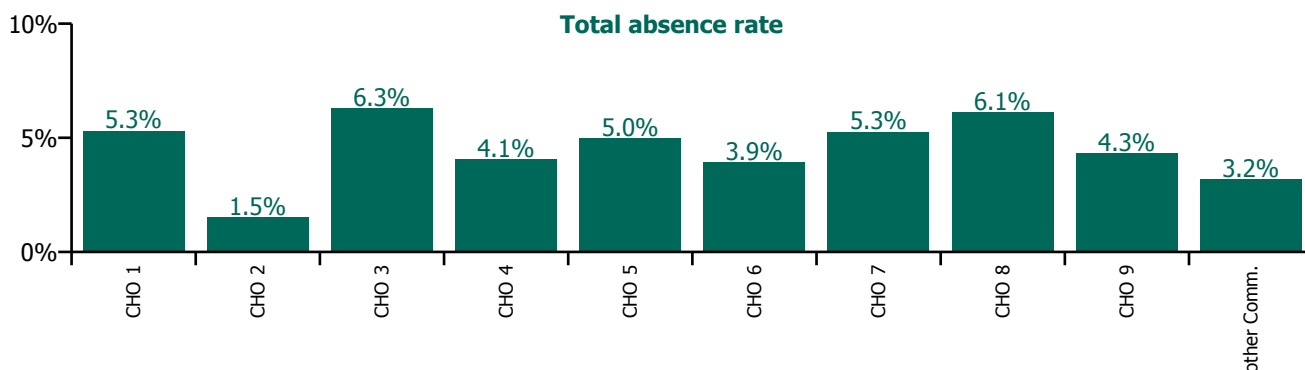


June 2021

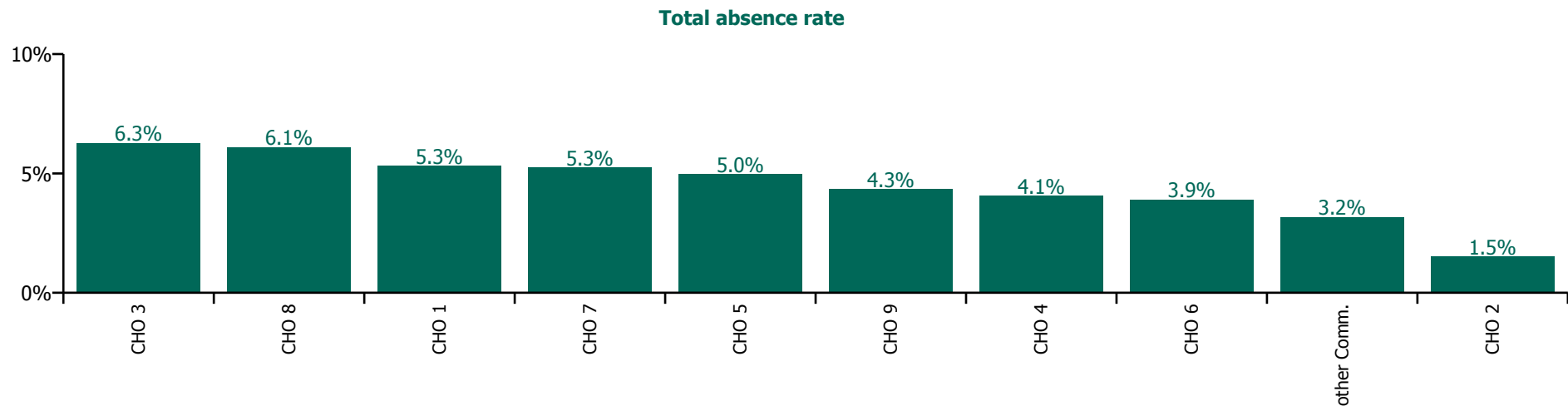
Health Service Absence Rate - by Staff Category: Jun 2021	Certified absence	Self-certified absence	Non Covid-19 absence	Covid-19 absence	Total absence rate	% Non Covid-19 absence	% Covid-19 absence
Mental Health	3.4%	0.4%	3.8%	0.5%	4.3%	89.1%	10.9%
Medical & Dental	1.0%	0.1%	1.1%	0.2%	1.3%	86.6%	13.4%
Nursing & Midwifery	3.7%	0.5%	4.3%	0.6%	4.8%	88.6%	11.4%
Health & Social Care Professionals	3.5%	0.2%	3.8%	0.1%	3.9%	97.2%	2.8%
Management & Administrative	2.3%	0.2%	2.5%	0.2%	2.6%	93.5%	6.5%
General Support	5.4%	0.3%	5.7%	0.7%	6.4%	88.4%	11.6%
Patient & Client Care	3.9%	0.5%	4.4%	0.9%	5.3%	83.4%	16.6%

Health Service Absence Rate - Care Group by CHO: Jun 2021	Certified absence	Self-certified absence	Non Covid-19 absence	Covid-19 absence	Total absence rate	% Non Covid-19 absence	% Covid-19 absence
Mental Health	3.4%	0.4%	3.8%	0.5%	4.3%	89.1%	10.9%
CHO 1	4.3%	0.4%	4.6%	0.7%	5.3%	87.6%	12.4%
CHO 2	1.3%	0.1%	1.3%	0.2%	1.5%	88.5%	11.5%
CHO 3	5.4%	0.5%	5.8%	0.4%	6.3%	93.0%	7.0%
CHO 4	3.6%	0.4%	3.9%	0.1%	4.1%	97.3%	2.7%
CHO 5	3.8%	0.4%	4.2%	0.8%	5.0%	83.9%	16.1%
CHO 6	3.1%	0.4%	3.5%	0.4%	3.9%	88.5%	11.5%
CHO 7	3.9%	0.4%	4.3%	1.0%	5.3%	81.4%	18.6%
CHO 8	4.9%	0.5%	5.4%	0.7%	6.1%	88.5%	11.5%
CHO 9	3.7%	0.4%	4.1%	0.2%	4.3%	95.8%	4.2%
Other Community Services	2.1%	0.6%	2.7%	0.5%	3.2%	85.1%	14.9%

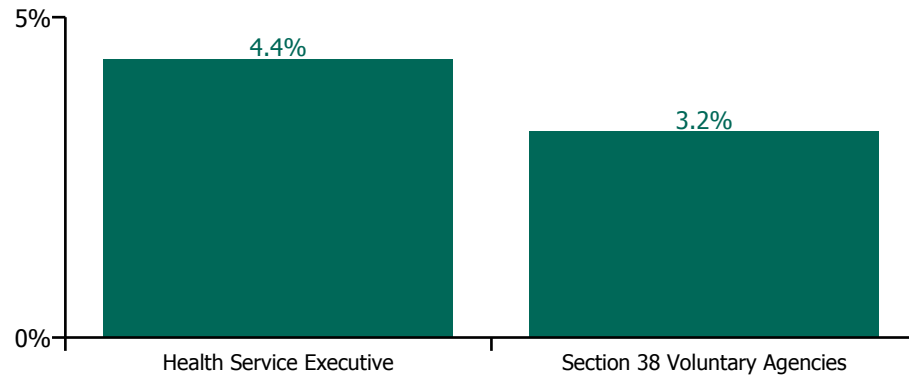


June 2021

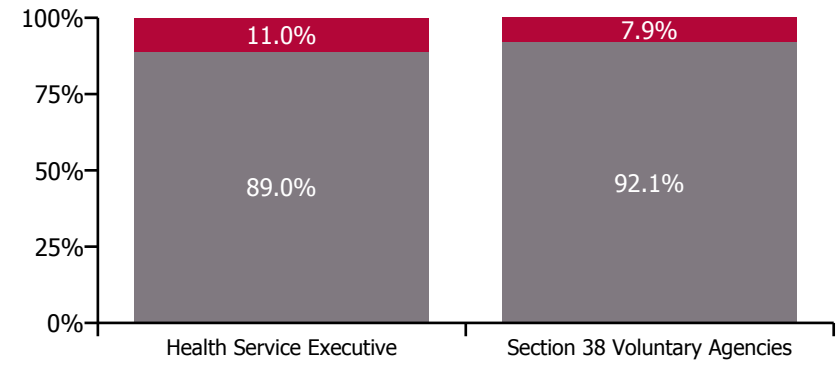
Health Service Absence Rate - by Hospital Group & Staff Category: Jun 2021	Medical & Dental	Nursing & Midwifery	Health & Social Care Professionals	Management & Administrative	General Support	Patient & Client Care	Certified absence	Self-certified absence	Non Covid-19 absence	Covid-19 absence	Total absence rate
Mental Health	1.3%	4.8%	3.9%	2.6%	6.4%	5.3%	3.4%	0.4%	3.8%	0.5%	4.3%
CHO 1	4.0%	5.9%	4.4%	3.7%	7.1%	4.9%	4.3%	0.4%	4.6%	0.7%	5.3%
CHO 2	0.0%	1.9%	1.9%	0.5%	1.8%	1.5%	1.3%	0.1%	1.3%	0.2%	1.5%
CHO 3	1.5%	7.3%	5.3%	7.3%	1.6%	8.2%	5.4%	0.5%	5.8%	0.4%	6.3%
CHO 4	0.2%	4.3%	3.0%	5.8%	4.7%	5.6%	3.6%	0.4%	3.9%	0.1%	4.1%
CHO 5	1.1%	5.8%	2.0%	2.0%	5.8%	8.2%	3.8%	0.4%	4.2%	0.8%	5.0%
CHO 6	0.0%	3.4%	5.2%	4.7%	9.7%	3.4%	3.1%	0.4%	3.5%	0.4%	3.9%
CHO 7	0.8%	5.5%	4.0%	3.5%	15.9%	9.0%	3.9%	0.4%	4.3%	1.0%	5.3%
CHO 8	2.2%	6.5%	5.5%	4.7%	7.6%	8.0%	4.9%	0.5%	5.4%	0.7%	6.1%
CHO 9	1.1%	4.1%	5.5%	4.4%	4.7%	6.2%	3.7%	0.4%	4.1%	0.2%	4.3%
Other Community Services	2.9%	4.8%	0.4%	0.3%	15.1%	2.5%	2.1%	0.6%	2.7%	0.5%	3.2%



Total absence rate



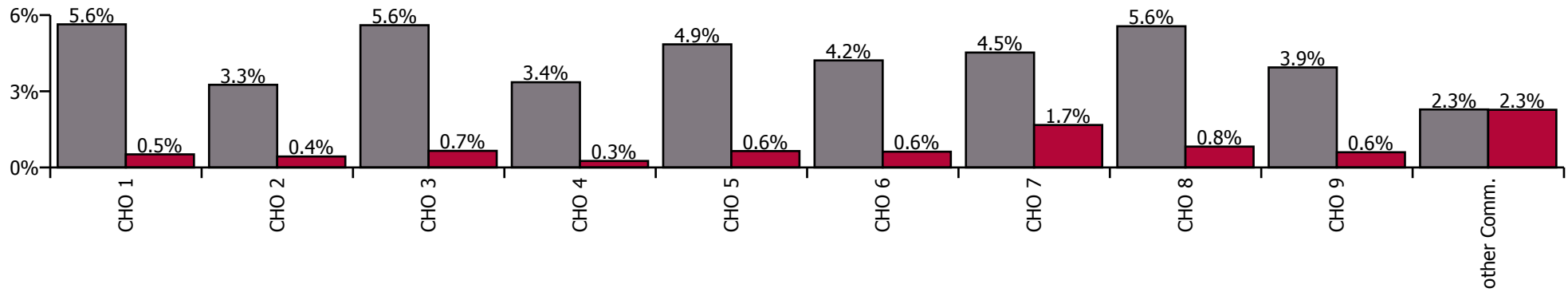
Non Covid-19 & Covid-19 Absence



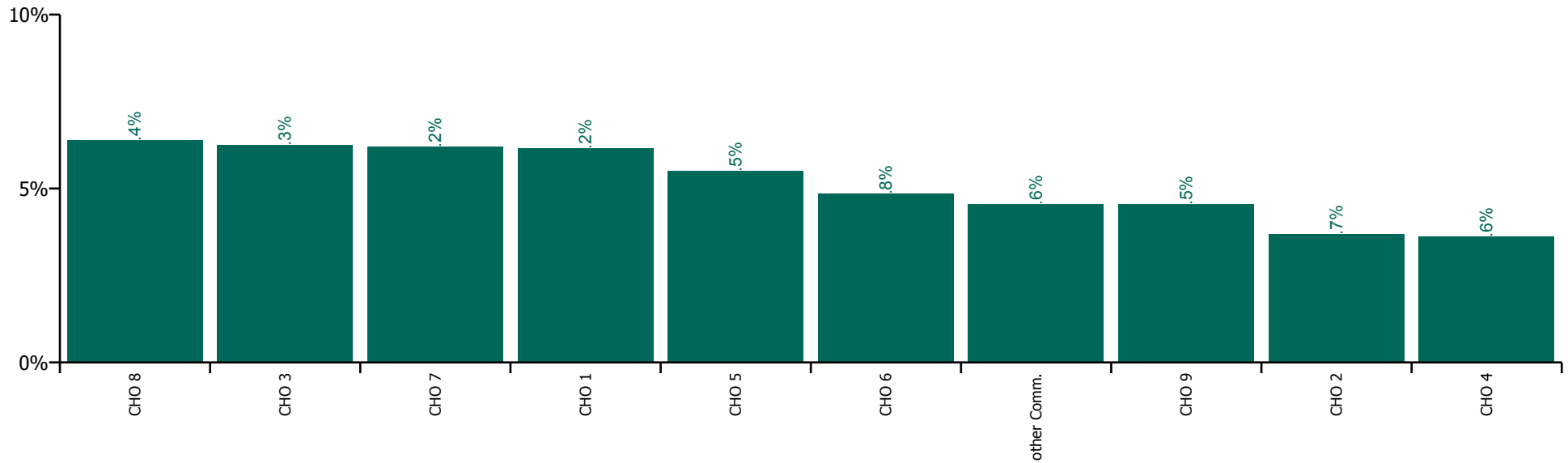
June 2021

Health Service Absence Rate by Hospital: Jun 2021	Medical & Dental	Nursing & Midwifery	Health & Social Care Professionals	Management & Administrative	General Support	Patient & Client Care	Certified absence	Self-certified absence	Non Covid-19 absence	Covid-19 absence	Total absence rate
Mental Health	2.2%	5.7%	3.8%	3.8%	6.2%	5.9%	3.9%	0.4%	4.3%	0.7%	5.0%
Health Service Executive	3.1%	6.5%	4.9%	6.0%	7.3%	7.9%	5.2%	0.4%	5.6%	0.5%	6.2%
CHO 1	3.1%	6.5%	4.9%	6.0%	7.3%	7.9%	5.2%	0.4%	5.6%	0.5%	6.2%
Health Service Executive	1.0%	4.6%	3.3%	3.0%	3.0%	3.4%	3.0%	0.2%	3.3%	0.4%	3.7%
CHO 2	1.0%	4.6%	3.3%	3.0%	3.0%	3.4%	3.0%	0.2%	3.3%	0.4%	3.7%
Health Service Executive	3.6%	7.6%	3.7%	5.2%	5.7%	7.5%	5.2%	0.4%	5.6%	0.7%	6.3%
CHO 3	3.6%	7.6%	3.7%	5.2%	5.7%	7.5%	5.2%	0.4%	5.6%	0.7%	6.3%
Health Service Executive	1.6%	4.2%	2.8%	2.8%	4.4%	3.7%	3.0%	0.4%	3.4%	0.3%	3.6%
CHO 4	1.6%	4.2%	2.8%	2.8%	4.4%	3.7%	3.0%	0.4%	3.4%	0.3%	3.6%
Health Service Executive	2.5%	5.7%	4.7%	4.9%	6.3%	6.3%	4.4%	0.5%	4.9%	0.6%	5.5%
CHO 5	2.5%	5.7%	4.7%	4.9%	6.3%	6.3%	4.4%	0.5%	4.9%	0.6%	5.5%
Health Service Executive	1.8%	6.1%	5.3%	4.0%	8.4%	5.0%	4.4%	0.5%	4.9%	0.7%	5.6%
Section 38 Voluntary Agencies	1.5%	3.9%	4.2%	4.0%	8.2%	1.2%	2.8%	0.5%	3.3%	0.5%	3.8%
CHO 6	1.6%	5.6%	4.5%	4.0%	8.4%	4.8%	3.7%	0.5%	4.2%	0.6%	4.8%
Health Service Executive	2.2%	7.0%	4.2%	6.9%	12.1%	11.1%	4.2%	0.4%	4.5%	1.7%	6.2%
CHO 7	2.2%	7.0%	4.2%	6.9%	12.1%	11.1%	4.2%	0.4%	4.5%	1.7%	6.2%
Health Service Executive	2.2%	6.8%	4.6%	5.4%	8.7%	8.8%	5.0%	0.5%	5.6%	0.8%	6.4%
CHO 8	2.2%	6.8%	4.6%	5.4%	8.7%	8.8%	5.0%	0.5%	5.6%	0.8%	6.4%
Health Service Executive	3.0%	4.9%	3.6%	5.4%	6.3%	5.2%	3.7%	0.3%	4.1%	0.7%	4.7%
Section 38 Voluntary Agencies	2.2%	3.4%	2.3%	3.3%	5.3%	3.2%	3.0%	0.4%	3.3%	0.3%	3.7%
CHO 9	3.0%	4.6%	3.6%	4.9%	6.0%	5.1%	3.6%	0.4%	3.9%	0.6%	4.5%
Other Community Services	1.9%	7.0%	1.4%	0.5%	5.6%	10.8%	1.8%	0.4%	2.3%	2.3%	4.6%

Non Covid-19 / Covid-19 absence rates



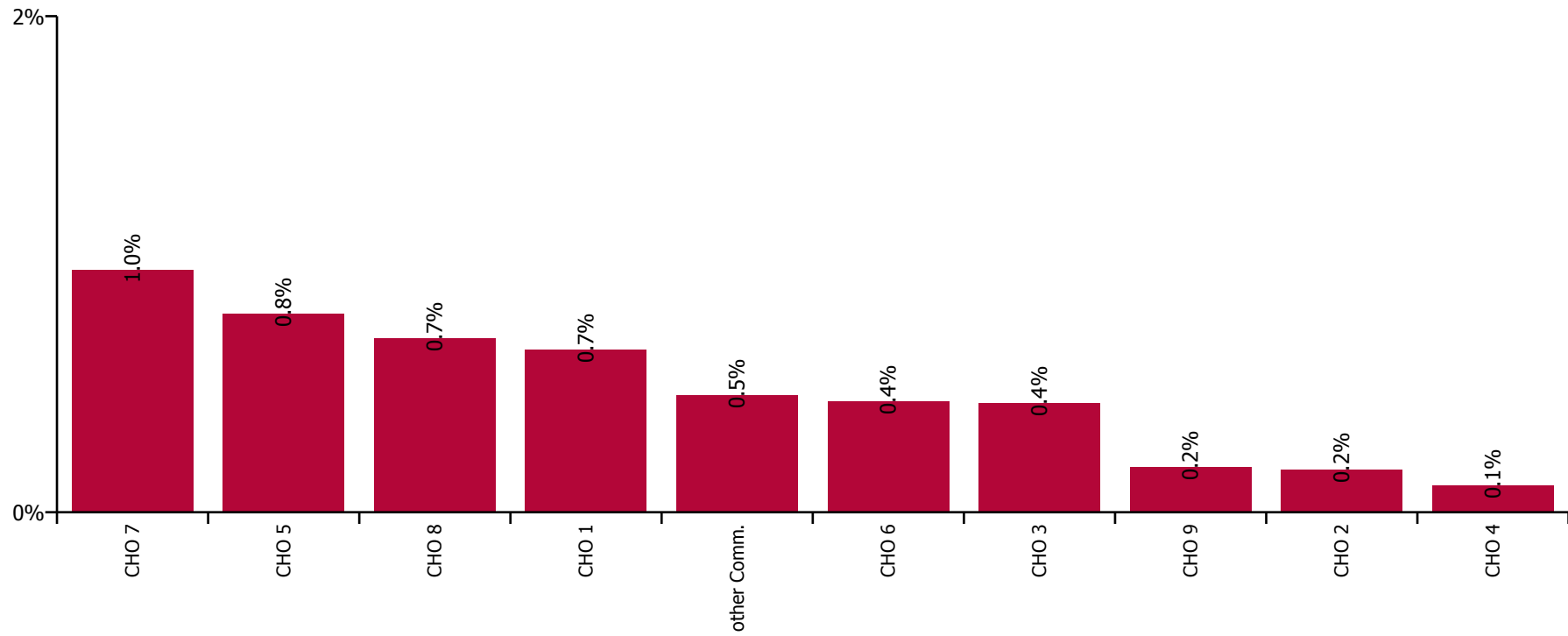
Total absence rate



June 2021

Health Service Covid-19 Absence Rate - by Staff Category & Hospital: Jun 2021	Medical & Dental	Nursing & Midwifery	Health & Social Care Professionals	Management & Administrative	General Support	Patient & Client Care	Covid-19 absence	Non Covid-19 absence	Total absence rate
Mental Health	0.2%	0.6%	0.1%	0.2%	0.7%	0.9%	0.5%	3.8%	4.3%
Health Service Executive	0.6%	0.6%	0.1%	1.0%	1.7%	0.2%	0.7%	4.6%	5.3%
CHO 1	0.6%	0.6%	0.1%	1.0%	1.7%	0.2%	0.7%	4.6%	5.3%
Health Service Executive	0.0%	0.4%	0.0%	0.0%	0.0%	0.0%	0.2%	1.3%	1.5%
CHO 2	0.0%	0.4%	0.0%	0.0%	0.0%	0.0%	0.2%	1.3%	1.5%
Health Service Executive	0.2%	0.8%	0.0%	0.4%	0.0%	0.1%	0.4%	5.8%	6.3%
CHO 3	0.2%	0.8%	0.0%	0.4%	0.0%	0.1%	0.4%	5.8%	6.3%
Health Service Executive	0.0%	0.1%	0.0%	0.7%	0.0%	0.0%	0.1%	3.9%	4.1%
CHO 4	0.0%	0.1%	0.0%	0.7%	0.0%	0.0%	0.1%	3.9%	4.1%
Health Service Executive	0.9%	0.9%	0.3%	0.0%	0.2%	3.2%	0.8%	4.2%	5.0%
CHO 5	0.9%	0.9%	0.3%	0.0%	0.2%	3.2%	0.8%	4.2%	5.0%
Health Service Executive	0.0%	0.6%	0.0%	0.0%	0.3%	0.8%	0.5%	3.3%	3.8%
Section 38 Voluntary Agencies	0.0%	0.0%	1.3%	0.0%	0.0%	0.0%	0.4%	3.7%	4.1%
CHO 6	0.0%	0.5%	0.8%	0.0%	0.2%	0.7%	0.4%	3.5%	3.9%
Health Service Executive	0.3%	0.6%	0.0%	0.0%	5.3%	3.8%	1.0%	4.3%	5.3%
CHO 7	0.3%	0.6%	0.0%	0.0%	5.3%	3.8%	1.0%	4.3%	5.3%
Health Service Executive	0.0%	0.7%	0.0%	0.0%	2.5%	1.7%	0.7%	5.4%	6.1%
CHO 8	0.0%	0.7%	0.0%	0.0%	2.5%	1.7%	0.7%	5.4%	6.1%
Health Service Executive	0.0%	0.4%	0.0%	0.2%	0.0%	0.1%	0.2%	4.5%	4.7%
Section 38 Voluntary Agencies	0.0%	0.1%	0.0%	0.0%	0.0%	0.0%	0.0%	2.1%	2.1%
CHO 9	0.0%	0.3%	0.0%	0.2%	0.0%	0.1%	0.2%	4.1%	4.3%
Other Community Services	0.0%	0.9%	0.0%	0.0%	1.9%	0.1%	0.5%	2.7%	3.2%

Covid-19 absence rate



June 2021

Health Service Absence Rate - by Staff Category: Jun 2021	Certified absence	Self- certified absence	Non Covid-19 absence	Covid-19 absence	Total absence rate	% Non Covid-19 absence	% Covid-19 absence
HSE Mental Health CHO 1	4.3%	0.4%	4.6%	0.7%	5.3%	87.6%	12.4%
Medical & Dental	3.1%	0.3%	3.4%	0.6%	4.0%	86.0%	14.0%
Nursing & Midwifery	4.8%	0.4%	5.2%	0.6%	5.9%	89.2%	10.8%
Health & Social Care Professionals	4.0%	0.3%	4.3%	0.1%	4.4%	98.3%	1.7%
Management & Administrative	2.4%	0.3%	2.8%	1.0%	3.7%	74.0%	26.0%
General Support	5.2%	0.3%	5.4%	1.7%	7.1%	76.1%	23.9%
Patient & Client Care	4.3%	0.4%	4.7%	0.2%	4.9%	96.5%	3.5%

June 2021

Health Service Absence Rate - by Staff Category: Jun 2021	Certified absence	Self- certified absence	Non Covid-19 absence	Covid-19 absence	Total absence rate	% Non Covid-19 absence	% Covid-19 absence
HSE Mental Health CHO 2	1.3%	0.1%	1.3%	0.2%	1.5%	88.5%	11.5%
Medical & Dental	0.0%	0.0%	0.0%	0.0%	0.0%	100.0%	0.0%
Nursing & Midwifery	1.4%	0.1%	1.5%	0.4%	1.9%	80.5%	19.5%
Health & Social Care Professionals	1.9%	0.0%	1.9%	0.0%	1.9%	100.0%	0.0%
Management & Administrative	0.5%	0.0%	0.5%	0.0%	0.5%	100.0%	0.0%
General Support	1.7%	0.1%	1.8%	0.0%	1.8%	100.0%	0.0%
Patient & Client Care	1.4%	0.1%	1.5%	0.0%	1.5%	100.0%	0.0%

June 2021

Health Service Absence Rate - by Staff Category: Jun 2021	Certified absence	Self- certified absence	Non Covid-19 absence	Covid-19 absence	Total absence rate	% Non Covid-19 absence	% Covid-19 absence
HSE Mental Health CHO 3	5.4%	0.5%	5.8%	0.4%	6.3%	93.0%	7.0%
Medical & Dental	1.0%	0.3%	1.3%	0.2%	1.5%	88.0%	12.0%
Nursing & Midwifery	5.8%	0.6%	6.5%	0.8%	7.3%	89.5%	10.5%
Health & Social Care Professionals	5.0%	0.3%	5.3%	0.0%	5.3%	100.0%	0.0%
Management & Administrative	6.5%	0.4%	6.9%	0.4%	7.3%	94.0%	6.0%
General Support	1.3%	0.3%	1.6%	0.0%	1.6%	100.0%	0.0%
Patient & Client Care	7.7%	0.3%	8.0%	0.1%	8.2%	98.2%	1.8%

June 2021

Health Service Absence Rate - by Staff Category: Jun 2021	Certified absence	Self- certified absence	Non Covid-19 absence	Covid-19 absence	Total absence rate	% Non Covid-19 absence	% Covid-19 absence
HSE Mental Health CHO 4	3.6%	0.4%	3.9%	0.1%	4.1%	97.3%	2.7%
Medical & Dental	0.1%	0.1%	0.2%	0.0%	0.2%	100.0%	0.0%
Nursing & Midwifery	3.7%	0.5%	4.1%	0.1%	4.3%	97.3%	2.7%
Health & Social Care Professionals	2.6%	0.4%	3.0%	0.0%	3.0%	100.0%	0.0%
Management & Administrative	4.8%	0.2%	5.1%	0.7%	5.8%	87.8%	12.2%
General Support	4.2%	0.5%	4.7%	0.0%	4.7%	100.0%	0.0%
Patient & Client Care	5.4%	0.2%	5.6%	0.0%	5.6%	100.0%	0.0%

June 2021

Health Service Absence Rate - by Staff Category: Jun 2021	Certified absence	Self- certified absence	Non Covid-19 absence	Covid-19 absence	Total absence rate	% Non Covid-19 absence	% Covid-19 absence
HSE Mental Health CHO 5	3.8%	0.4%	4.2%	0.8%	5.0%	83.9%	16.1%
Medical & Dental	0.0%	0.2%	0.2%	0.9%	1.1%	20.3%	79.7%
Nursing & Midwifery	4.3%	0.6%	4.9%	0.9%	5.8%	84.8%	15.2%
Health & Social Care Professionals	1.6%	0.1%	1.7%	0.3%	2.0%	85.1%	14.9%
Management & Administrative	2.0%	0.0%	2.0%	0.0%	2.0%	100.0%	0.0%
General Support	5.3%	0.2%	5.5%	0.2%	5.8%	96.1%	3.9%
Patient & Client Care	4.4%	0.6%	5.0%	3.2%	8.2%	61.0%	39.0%

June 2021

Health Service Absence Rate - by Staff Category: Jun 2021	Certified absence	Self- certified absence	Non Covid-19 absence	Covid-19 absence	Total absence rate	% Non Covid-19 absence	% Covid-19 absence
HSE Mental Health CHO 6	3.1%	0.4%	3.5%	0.4%	3.9%	88.5%	11.5%
Medical & Dental	0.0%	0.0%	0.0%	0.0%	0.0%		
Nursing & Midwifery	2.5%	0.5%	2.9%	0.5%	3.4%	86.0%	14.0%
Health & Social Care Professionals	4.0%	0.4%	4.4%	0.8%	5.2%	84.7%	15.3%
Management & Administrative	4.5%	0.3%	4.7%	0.0%	4.7%	100.0%	0.0%
General Support	8.9%	0.6%	9.4%	0.2%	9.7%	97.5%	2.5%
Patient & Client Care	2.2%	0.5%	2.7%	0.7%	3.4%	78.5%	21.5%

June 2021

Health Service Absence Rate - by Staff Category: Jun 2021	Certified absence	Self- certified absence	Non Covid-19 absence	Covid-19 absence	Total absence rate	% Non Covid-19 absence	% Covid-19 absence
HSE Mental Health CHO 7	3.9%	0.4%	4.3%	1.0%	5.3%	81.4%	18.6%
Medical & Dental	0.5%	0.0%	0.5%	0.3%	0.8%	66.7%	33.3%
Nursing & Midwifery	4.5%	0.5%	5.0%	0.6%	5.5%	89.8%	10.2%
Health & Social Care Professionals	3.8%	0.3%	4.0%	0.0%	4.0%	100.0%	0.0%
Management & Administrative	3.0%	0.4%	3.5%	0.0%	3.5%	100.0%	0.0%
General Support	10.4%	0.3%	10.6%	5.3%	15.9%	66.9%	33.1%
Patient & Client Care	4.5%	0.7%	5.2%	3.8%	9.0%	57.8%	42.2%

June 2021

Health Service Absence Rate - by Staff Category: Jun 2021	Certified absence	Self- certified absence	Non Covid-19 absence	Covid-19 absence	Total absence rate	% Non Covid-19 absence	% Covid-19 absence
HSE Mental Health CHO 8	4.9%	0.5%	5.4%	0.7%	6.1%	88.5%	11.5%
Medical & Dental	2.1%	0.0%	2.2%	0.0%	2.2%	100.0%	0.0%
Nursing & Midwifery	5.2%	0.7%	5.9%	0.7%	6.5%	89.8%	10.2%
Health & Social Care Professionals	5.2%	0.3%	5.5%	0.0%	5.5%	100.0%	0.0%
Management & Administrative	4.2%	0.5%	4.7%	0.0%	4.7%	100.0%	0.0%
General Support	4.8%	0.4%	5.1%	2.5%	7.6%	67.7%	32.3%
Patient & Client Care	5.6%	0.6%	6.2%	1.7%	8.0%	78.2%	21.8%

June 2021

Health Service Absence Rate - by Staff Category: Jun 2021	Certified absence	Self- certified absence	Non Covid-19 absence	Covid-19 absence	Total absence rate	% Non Covid-19 absence	% Covid-19 absence
HSE Mental Health CHO 9	3.7%	0.4%	4.1%	0.2%	4.3%	95.8%	4.2%
Medical & Dental	1.0%	0.1%	1.1%	0.0%	1.1%	100.0%	0.0%
Nursing & Midwifery	3.3%	0.5%	3.8%	0.3%	4.1%	92.1%	7.9%
Health & Social Care Professionals	5.3%	0.1%	5.5%	0.0%	5.5%	100.0%	0.0%
Management & Administrative	3.8%	0.5%	4.2%	0.2%	4.4%	96.1%	3.9%
General Support	4.4%	0.3%	4.7%	0.0%	4.7%	100.0%	0.0%
Patient & Client Care	5.6%	0.5%	6.1%	0.1%	6.2%	98.4%	1.6%

June 2021

Health Service Absence Rate - by Staff Category: Jun 2021	Certified absence	Self- certified absence	Non Covid-19 absence	Covid-19 absence	Total absence rate	% Non Covid-19 absence	% Covid-19 absence
HSE Mental Health Other Community Services	2.1%	0.6%	2.7%	0.5%	3.2%	85.1%	14.9%
Medical & Dental	2.9%	0.0%	2.9%	0.0%	2.9%	100.0%	0.0%
Nursing & Midwifery	2.9%	1.0%	3.9%	0.9%	4.8%	81.0%	19.0%
Health & Social Care Professionals	0.1%	0.3%	0.4%	0.0%	0.4%	100.0%	0.0%
Management & Administrative	0.3%	0.0%	0.3%	0.0%	0.3%	100.0%	0.0%
General Support	12.8%	0.4%	13.2%	1.9%	15.1%	87.5%	12.5%
Patient & Client Care	1.1%	1.3%	2.4%	0.1%	2.5%	94.3%	5.7%

June 2021

St. John of God (MHS) absence by Staff Category	Certified absence	Self-certified absence	Non Covid-19 absence	Covid-19 absence	Total absence rate	% Non Covid-19 absence	% Covid-19 absence
St. John of God (MHS) (CHO 6)	3.3%	0.4%	3.7%	0.4%	4.1%	89.5%	10.5%
Medical & Dental	0.0%	0.0%	0.0%	0.0%	0.0%		
Nursing & Midwifery	2.8%	0.4%	3.2%	0.0%	3.2%	100.0%	0.0%
Health & Social Care Professionals	3.7%	0.6%	4.3%	1.3%	5.6%	77.0%	23.0%
Management & Administrative	6.8%	0.0%	6.8%	0.0%	6.8%	100.0%	0.0%
General Support	6.6%	0.9%	7.5%	0.0%	7.5%	100.0%	0.0%
Patient & Client Care	0.0%	8.2%	8.2%	0.0%	8.2%	100.0%	0.0%

June 2021

St. Vincent's, Fairview absence by Staff Category	Certified absence	Self-certified absence	Non Covid-19 absence	Covid-19 absence	Total absence rate	% Non Covid-19 absence	% Covid-19 absence
St. Vincent's, Fairview (CHO 9)	1.8%	0.2%	2.1%	0.0%	2.1%	98.2%	1.8%
Medical & Dental	0.0%	0.0%	0.0%	0.0%	0.0%		
Nursing & Midwifery	1.2%	0.2%	1.5%	0.1%	1.6%	96.1%	3.9%
Health & Social Care Professionals	12.8%	0.0%	12.8%	0.0%	12.8%	100.0%	0.0%
Management & Administrative	4.0%	0.4%	4.4%	0.0%	4.4%	100.0%	0.0%
General Support	1.2%	0.2%	1.3%	0.0%	1.3%	100.0%	0.0%
Patient & Client Care	0.0%	0.0%	0.0%	0.0%	0.0%		#DIV/0

Mental Health

Year/ month	Medical & Dental	Nursing & Midwifery	Health & Social Care Professionals	Management & Administrative	General Support	Patient & Client Care	Certified absence	Self-certified absence	Non Covid-19 absence	Covid-19 absence	Total absence rate
2021	1.6%	5.9%	3.5%	3.2%	5.7%	6.4%	3.3%	0.3%	3.6%	1.3%	5.0%
Jun 2021	1.3%	4.8%	3.9%	2.6%	6.4%	5.3%	3.4%	0.4%	3.8%	0.5%	4.3%
May 2021	0.8%	4.5%	2.9%	2.0%	4.6%	5.0%	2.9%	0.3%	3.2%	0.6%	3.7%
Apr 2021	1.2%	4.8%	3.1%	2.5%	4.3%	5.3%	3.0%	0.3%	3.4%	0.6%	4.0%
Mar 2021	1.0%	5.2%	3.4%	3.2%	5.7%	6.1%	3.2%	0.4%	3.6%	0.9%	4.5%
Feb 2021	1.5%	6.4%	4.0%	4.2%	5.2%	7.2%	3.4%	0.4%	3.8%	1.6%	5.4%
Jan 2021	3.9%	9.6%	4.0%	4.6%	7.7%	9.6%	3.7%	0.2%	4.0%	3.8%	7.8%
2020	3.0%	6.5%	4.0%	3.6%	6.6%	6.9%	3.7%	0.3%	4.1%	1.5%	5.6%
Dec 2020	2.6%	6.9%	4.1%	2.8%	6.0%	6.9%	3.6%	0.3%	3.9%	1.7%	5.6%
Nov 2020	2.7%	6.4%	3.7%	2.7%	5.7%	5.6%	3.5%	0.3%	3.7%	1.3%	5.1%
Oct 2020	2.4%	6.9%	3.5%	3.0%	5.5%	5.9%	3.5%	0.3%	3.8%	1.5%	5.3%
Sep 2020	2.1%	6.4%	4.0%	3.2%	6.9%	7.3%	3.9%	0.3%	4.2%	1.2%	5.4%
Aug 2020	1.9%	5.7%	3.2%	2.9%	5.1%	7.5%	3.8%	0.3%	4.1%	0.8%	4.9%
Jul 2020	2.2%	5.0%	2.8%	2.6%	5.7%	6.6%	3.5%	0.3%	3.8%	0.7%	4.5%
Jun 2020	1.3%	5.1%	2.2%	2.7%	6.2%	6.8%	3.2%	0.3%	3.5%	0.9%	4.4%
May 2020	2.7%	7.7%	2.8%	3.7%	7.2%	8.4%	3.5%	0.2%	3.8%	2.5%	6.2%
Apr 2020	6.3%	9.5%	6.3%	5.2%	9.5%	9.7%	3.7%	0.2%	3.9%	4.4%	8.3%
Mar 2020	6.9%	8.3%	7.4%	5.5%	7.4%	8.4%	4.1%	0.4%	4.5%	3.2%	7.7%
Feb 2020	2.1%	4.6%	3.6%	4.2%	7.4%	4.8%	4.0%	0.5%	4.5%		4.5%
Jan 2020	2.1%	5.5%	4.0%	4.2%	7.2%	5.1%	4.5%	0.5%	5.0%		5.0%
2019	1.9%	5.1%	4.1%	4.6%	6.0%	4.9%	4.3%	0.5%	4.7%		4.7%
Dec 2019	2.6%	5.7%	4.8%	5.6%	6.7%	5.3%	4.8%	0.6%	5.4%		5.4%
Nov 2019	1.2%	5.2%	4.0%	4.7%	5.7%	4.8%	4.1%	0.5%	4.6%		4.6%
Oct 2019	2.0%	4.9%	3.8%	5.2%	5.4%	4.0%	4.0%	0.5%	4.4%		4.4%
Sep 2019	2.2%	5.4%	4.5%	5.4%	5.3%	4.0%	4.3%	0.5%	4.8%		4.8%
Aug 2019	2.3%	5.2%	4.6%	4.5%	5.6%	5.1%	4.4%	0.4%	4.8%		4.8%
Jul 2019	1.9%	5.3%	4.6%	3.7%	5.7%	5.4%	4.4%	0.4%	4.8%		4.8%
Jun 2019	1.4%	4.9%	4.5%	4.2%	5.8%	5.3%	4.2%	0.4%	4.6%		4.6%
May 2019	1.8%	4.7%	3.8%	4.3%	6.0%	4.4%	4.0%	0.4%	4.4%		4.4%
Apr 2019	2.2%	4.9%	3.6%	3.5%	6.1%	4.8%	4.0%	0.4%	4.4%		4.4%
Mar 2019	1.4%	5.0%	3.5%	4.9%	6.8%	5.1%	4.2%	0.4%	4.6%		4.6%
Feb 2019	2.1%	4.9%	4.3%	4.2%	6.3%	4.6%	4.1%	0.6%	4.6%		4.6%

Jan 2019	1.9%	5.4%	3.9%	5.7%	7.0%	5.9%	4.7%	0.5%	5.2%		5.2%
2018	2.0%	5.1%	3.5%	4.0%	6.1%	5.4%	4.2%	0.5%	4.7%		4.7%

Mental Health

Year/ month	CHO 1	CHO 2	CHO 3	CHO 4	CHO 5	CHO 6	CHO 7	CHO 8	CHO 9	other Comm.	Community Services absence rate	Certified absence	Self-certified absence	Non Covid-19 absence	Covid-19 absence	Total absence rate
2021	5.8%	2.7%	6.6%	4.3%	5.5%	4.9%	5.6%	6.5%	4.7%	4.1%	5.0%	3.3%	0.3%	3.6%	1.3%	5.0%
Jun 2021	5.3%	1.5%	6.3%	4.1%	5.0%	3.9%	5.3%	6.1%	4.3%	3.2%	4.3%	3.4%	0.4%	3.8%	0.5%	4.30%
May 2021	4.6%	1.2%	4.9%	2.9%	4.6%	3.7%	4.1%	5.8%	4.0%	2.0%	3.7%	2.9%	0.3%	3.2%	0.6%	3.75%
Apr 2021	4.4%	2.7%	5.1%	3.3%	4.1%	3.4%	4.6%	6.4%	3.7%	2.9%	4.0%	3.0%	0.3%	3.4%	0.6%	3.98%
Mar 2021	5.3%	2.9%	6.3%	4.2%	4.6%	3.7%	5.3%	5.5%	4.0%	4.3%	4.5%	3.2%	0.4%	3.6%	0.9%	4.51%
Feb 2021	6.2%	3.7%	6.7%	4.6%	5.3%	4.5%	6.6%	6.8%	5.7%	5.1%	5.4%	3.4%	0.4%	3.8%	1.6%	5.41%
Jan 2021	9.0%	4.6%	10.5%	5.7%	9.2%	10.2%	8.2%	8.5%	6.8%	7.6%	7.8%	3.7%	0.2%	4.0%	3.8%	7.76%
2020	6.9%	4.1%	7.3%	4.1%	5.8%	4.9%	8.5%	7.6%	4.8%	4.8%	5.6%	3.7%	0.3%	4.1%	1.5%	5.6%
Dec 2020	7.0%	3.6%	5.0%	2.9%	5.9%	6.3%	7.6%	7.1%	4.2%	8.1%	5.6%	3.6%	0.3%	3.9%	1.7%	5.58%
Nov 2020	6.5%	3.7%	6.3%	3.5%	5.5%	4.4%	11.0%	5.9%	3.7%	4.6%	5.1%	3.5%	0.3%	3.7%	1.3%	5.07%
Oct 2020	6.9%	3.9%	7.2%	4.2%	6.0%	3.8%	10.9%	6.7%	3.6%	5.1%	5.3%	3.5%	0.3%	3.8%	1.5%	5.33%
Sep 2020	6.7%	4.5%	7.4%	3.8%	5.8%	4.4%	6.2%	8.3%	4.0%	4.5%	5.4%	3.9%	0.3%	4.2%	1.2%	5.44%
Aug 2020	6.2%	3.9%	7.4%	3.4%	5.3%	3.4%	6.2%	7.0%	3.5%	4.7%	4.9%	3.8%	0.3%	4.1%	0.8%	4.93%
Jul 2020	6.0%	3.5%	6.3%	3.7%	4.4%	3.1%	6.3%	6.1%	3.6%	3.8%	4.5%	3.5%	0.3%	3.8%	0.7%	4.49%
Jun 2020	5.5%	3.0%	6.9%	3.8%	5.0%	3.4%	4.7%	6.1%	3.2%	3.8%	4.4%	3.2%	0.3%	3.5%	0.9%	4.42%
May 2020	6.1%	4.4%	9.7%	5.6%	6.6%	4.3%	7.1%	8.4%	5.8%	5.5%	6.2%	3.5%	0.2%	3.8%	2.5%	6.22%
Apr 2020	8.7%	5.9%	9.9%	6.5%	7.7%	9.6%	14.2%	11.8%	7.9%	6.8%	8.3%	3.7%	0.2%	3.9%	4.4%	8.31%
Mar 2020	9.8%	6.4%	9.4%	4.2%	6.0%	6.4%	24.9%	10.2%	8.1%	5.8%	7.7%	4.1%	0.4%	4.5%	3.2%	7.66%
Feb 2020	6.2%	2.3%	5.7%	3.9%	4.8%	4.4%	6.8%	6.7%	4.7%	2.2%	4.5%	4.0%	0.5%	4.5%		4.46%
Jan 2020	6.7%	4.1%	6.3%	3.9%	6.2%	5.4%	5.8%	6.8%	4.8%	2.3%	5.0%	4.5%	0.5%	5.0%		5.01%
2019	6.1%	4.1%	5.9%	3.3%	5.3%	4.1%	5.0%	5.7%	4.4%		4.7%	4.3%	0.5%	4.7%		4.7%
Dec 2019	6.3%	4.4%	6.6%	3.6%	6.4%	5.0%	5.9%	7.2%	4.6%		5.4%	4.8%	0.6%	5.4%		5.36%
Nov 2019	5.7%	3.5%	5.3%	3.8%	4.6%	3.7%	5.3%	6.2%	4.3%		4.6%	4.1%	0.5%	4.6%		4.64%
Oct 2019	4.7%	3.6%	5.6%	3.3%	5.0%	3.3%	5.9%	5.7%	4.2%		4.4%	4.0%	0.5%	4.4%		4.44%
Sep 2019	6.0%	4.0%	5.4%	3.9%	5.4%	3.0%	6.3%	5.6%	4.6%		4.8%	4.3%	0.5%	4.8%		4.81%
Aug 2019	6.3%	4.0%	6.7%	3.3%	5.4%	4.1%	5.9%	5.9%	4.5%		4.8%	4.4%	0.4%	4.8%		4.82%
Jul 2019	6.7%	4.1%	6.6%	3.2%	5.0%	4.4%	4.0%	5.7%	4.3%		4.8%	4.4%	0.4%	4.8%		4.82%
Jun 2019	6.4%	3.9%	6.3%	2.9%	4.7%	4.9%	5.4%	5.6%	3.9%		4.6%	4.2%	0.4%	4.6%		4.62%
May 2019	5.8%	3.6%	6.3%	3.1%	4.9%	4.8%	5.2%	5.1%	3.0%		4.4%	4.0%	0.4%	4.4%		4.39%
Apr 2019	5.6%	4.0%	5.8%	2.8%	4.9%	3.6%	5.0%	5.5%	3.7%		4.4%	4.0%	0.4%	4.4%		4.40%
Mar 2019	6.4%	4.5%	6.1%	2.8%	5.3%	3.3%	4.1%	5.0%	4.8%		4.6%	4.2%	0.4%	4.6%		4.63%
Feb 2019	6.2%	4.1%	5.5%	3.2%	5.6%	5.1%	3.6%	5.5%	3.7%		4.6%	4.1%	0.6%	4.6%		4.61%
Jan 2019	7.5%	5.3%	4.2%	3.2%	6.0%	4.5%	4.0%	5.3%	6.2%		5.2%	4.7%	0.5%	5.2%		5.17%

