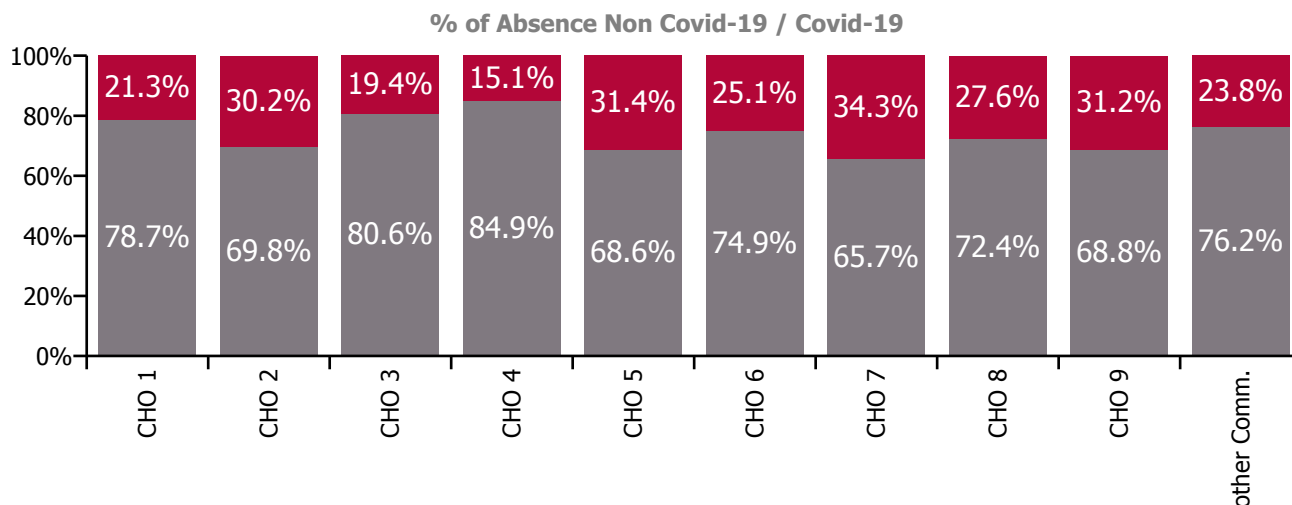
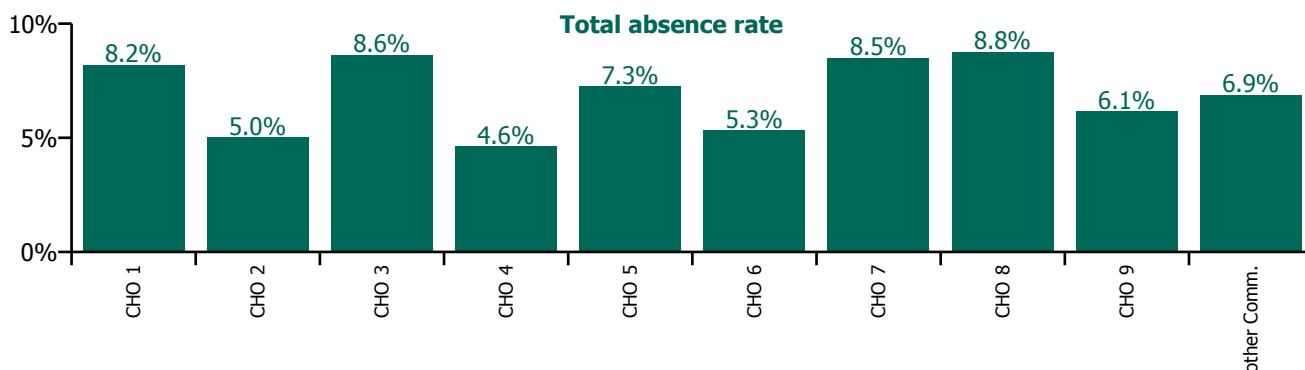


June 2022

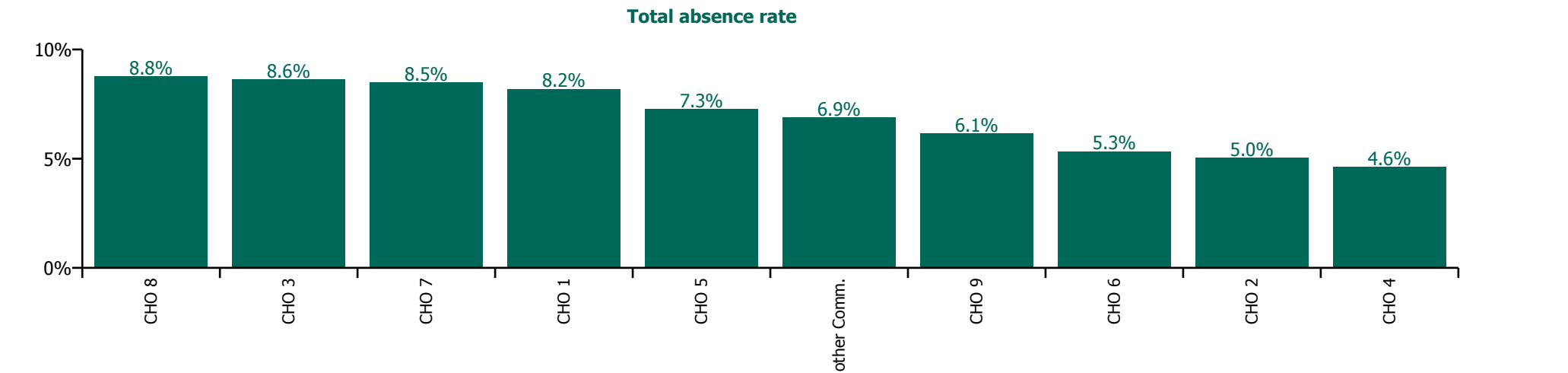
Health Service Absence Rate - by Staff Category: Jun 2022	Certified absence	Self-certified absence	Non Covid-19 absence	Covid-19 absence	Total absence rate	% Non Covid-19 absence	% Covid-19 absence
Mental Health	4.5%	0.5%	5.0%	1.8%	6.8%	73.5%	26.5%
Medical & Dental	1.7%	0.2%	1.9%	0.9%	2.8%	67.4%	32.6%
Nursing & Midwifery	5.0%	0.7%	5.7%	2.1%	7.7%	73.1%	26.9%
Health & Social Care Professionals	3.5%	0.4%	3.9%	1.8%	5.7%	68.5%	31.5%
Management & Administrative	4.0%	0.3%	4.3%	1.3%	5.6%	76.9%	23.1%
General Support	4.8%	0.5%	5.3%	1.3%	6.6%	80.9%	19.1%
Patient & Client Care	5.4%	0.7%	6.1%	2.0%	8.1%	75.0%	25.0%

Health Service Absence Rate - Care Group by CHO: Jun 2022	Certified absence	Self-certified absence	Non Covid-19 absence	Covid-19 absence	Total absence rate	% Non Covid-19 absence	% Covid-19 absence
Mental Health	4.5%	0.5%	5.0%	1.8%	6.8%	73.5%	26.5%
CHO 1	5.8%	0.7%	6.4%	1.7%	8.2%	78.7%	21.3%
CHO 2	3.3%	0.2%	3.5%	1.5%	5.0%	69.8%	30.2%
CHO 3	6.4%	0.6%	6.9%	1.7%	8.6%	80.6%	19.4%
CHO 4	3.5%	0.5%	3.9%	0.7%	4.6%	84.9%	15.1%
CHO 5	4.5%	0.5%	5.0%	2.3%	7.3%	68.6%	31.4%
CHO 6	3.5%	0.5%	4.0%	1.3%	5.3%	74.9%	25.1%
CHO 7	5.0%	0.6%	5.6%	2.9%	8.5%	65.7%	34.3%
CHO 8	5.5%	0.8%	6.3%	2.4%	8.8%	72.4%	27.6%
CHO 9	3.9%	0.4%	4.2%	1.9%	6.1%	68.8%	31.2%
Other Community Services	4.1%	1.1%	5.2%	1.6%	6.9%	76.2%	23.8%

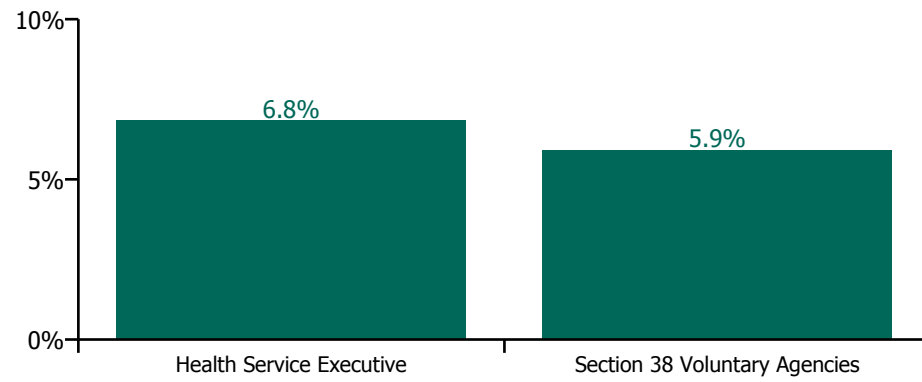


June 2022

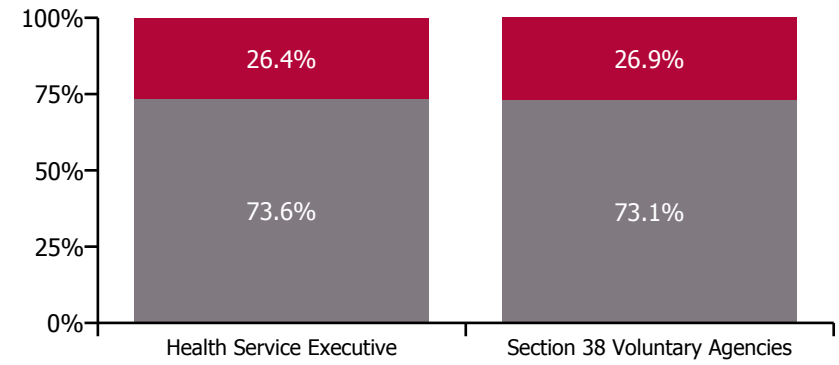
Health Service Absence Rate - by Hospital Group & Staff Category: Jun 2022	Medical & Dental	Nursing & Midwifery	Health & Social Care Professionals	Management & Administrative	General Support	Patient & Client Care	Certified absence	Self-certified absence	Non Covid-19 absence	Covid-19 absence	Total absence rate
Mental Health	2.8%	7.7%	5.7%	5.6%	6.6%	8.1%	4.5%	0.5%	5.0%	1.8%	6.8%
CHO 1	3.5%	10.3%	5.7%	5.3%	11.3%	5.1%	5.8%	0.7%	6.4%	1.7%	8.2%
CHO 2	0.9%	6.4%	2.4%	5.4%	1.5%	5.6%	3.3%	0.2%	3.5%	1.5%	5.0%
CHO 3	8.2%	9.5%	6.0%	8.7%	4.5%	11.2%	6.4%	0.6%	6.9%	1.7%	8.6%
CHO 4	3.4%	5.1%	5.1%	2.1%	3.4%	4.4%	3.5%	0.5%	3.9%	0.7%	4.6%
CHO 5	3.0%	8.4%	6.3%	4.2%	5.2%	12.0%	4.5%	0.5%	5.0%	2.3%	7.3%
CHO 6	0.1%	6.3%	6.6%	5.7%	5.7%	4.2%	3.5%	0.5%	4.0%	1.3%	5.3%
CHO 7	1.9%	9.3%	7.4%	8.1%	10.4%	13.2%	5.0%	0.6%	5.6%	2.9%	8.5%
CHO 8	1.6%	9.0%	7.7%	7.7%	12.7%	12.4%	5.5%	0.8%	6.3%	2.4%	8.8%
CHO 9	2.7%	5.4%	4.7%	9.8%	9.8%	7.4%	3.9%	0.4%	4.2%	1.9%	6.1%
Other Community Services	5.0%	9.7%	5.4%	1.3%	1.9%	6.3%	4.1%	1.1%	5.2%	1.6%	6.9%



Total absence rate



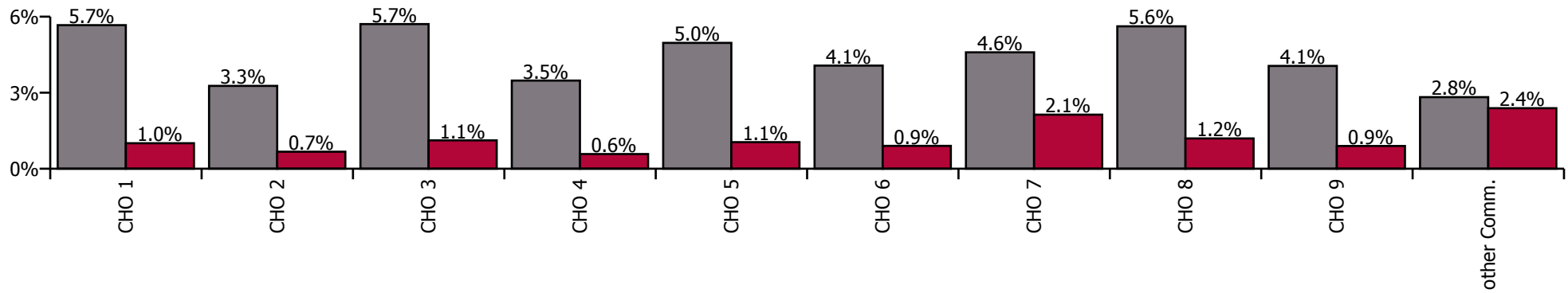
Non Covid-19 & Covid-19 Absence



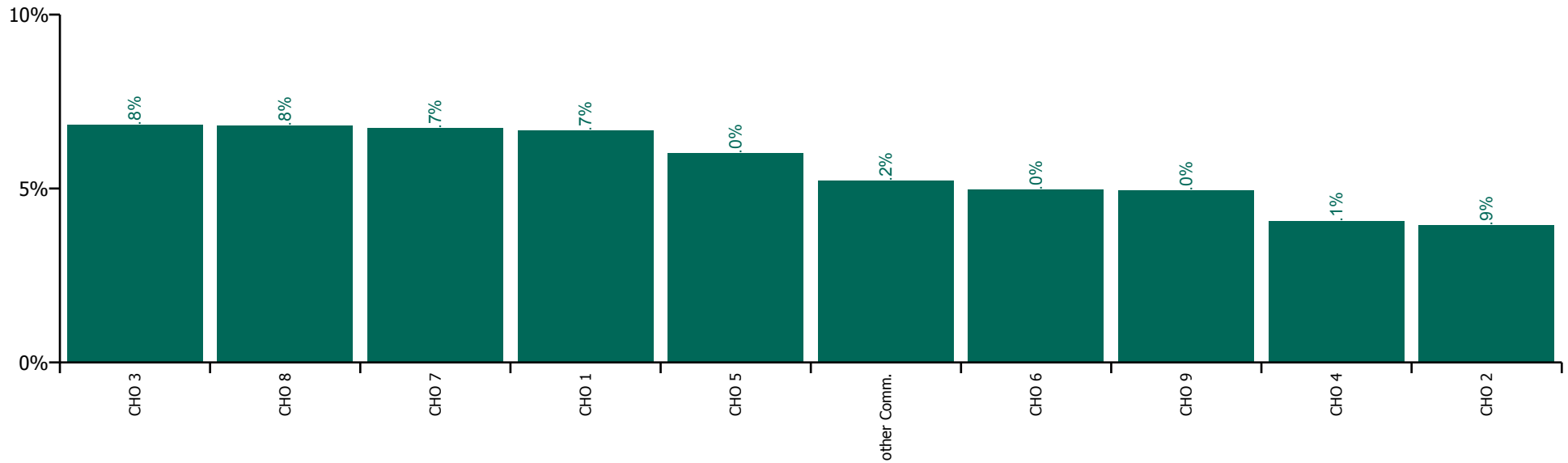
June 2022

Health Service Absence Rate by Hospital: Jun 2022	Medical & Dental	Nursing & Midwifery	Health & Social Care Professionals	Management & Administrative	General Support	Patient & Client Care	Certified absence	Self-certified absence	Non Covid-19 absence	Covid-19 absence	Total absence rate
Mental Health	2.4%	6.2%	4.2%	4.2%	6.6%	6.4%	4.0%	0.4%	4.4%	1.1%	5.5%
Health Service Executive	3.2%	7.1%	5.4%	5.9%	8.8%	7.7%	5.3%	0.4%	5.7%	1.0%	6.7%
CHO 1	3.2%	7.1%	5.4%	5.9%	8.8%	7.7%	5.3%	0.4%	5.7%	1.0%	6.7%
Health Service Executive	1.1%	5.0%	3.1%	3.1%	2.8%	3.7%	3.1%	0.2%	3.3%	0.7%	3.9%
CHO 2	1.1%	5.0%	3.1%	3.1%	2.8%	3.7%	3.1%	0.2%	3.3%	0.7%	3.9%
Health Service Executive	4.7%	8.2%	4.0%	5.9%	5.3%	8.4%	5.3%	0.4%	5.7%	1.1%	6.8%
CHO 3	4.7%	8.2%	4.0%	5.9%	5.3%	8.4%	5.3%	0.4%	5.7%	1.1%	6.8%
Health Service Executive	1.9%	4.7%	3.0%	2.9%	4.8%	4.3%	3.1%	0.4%	3.5%	0.6%	4.1%
CHO 4	1.9%	4.7%	3.0%	2.9%	4.8%	4.3%	3.1%	0.4%	3.5%	0.6%	4.1%
Health Service Executive	2.5%	6.4%	4.9%	4.8%	6.8%	6.9%	4.5%	0.5%	5.0%	1.1%	6.0%
CHO 5	2.5%	6.4%	4.9%	4.8%	6.8%	6.9%	4.5%	0.5%	5.0%	1.1%	6.0%
Health Service Executive	2.0%	6.2%	5.8%	4.0%	8.0%	5.2%	4.1%	0.5%	4.6%	1.1%	5.7%
Section 38 Voluntary Agencies	1.6%	4.0%	4.5%	4.5%	7.5%	2.0%	2.8%	0.4%	3.2%	0.7%	3.9%
CHO 6	1.8%	5.6%	4.9%	4.3%	7.9%	5.0%	3.6%	0.5%	4.1%	0.9%	5.0%
Health Service Executive	2.1%	7.2%	4.8%	7.5%	12.3%	12.4%	4.2%	0.4%	4.6%	2.1%	6.7%
CHO 7	2.1%	7.2%	4.8%	7.5%	12.3%	12.4%	4.2%	0.4%	4.6%	2.1%	6.7%
Health Service Executive	2.1%	7.2%	5.0%	5.7%	9.7%	9.5%	5.1%	0.5%	5.6%	1.2%	6.8%
CHO 8	2.1%	7.2%	5.0%	5.7%	9.7%	9.5%	5.1%	0.5%	5.6%	1.2%	6.8%
Health Service Executive	3.2%	5.3%	4.3%	6.1%	6.6%	5.7%	3.9%	0.4%	4.2%	0.9%	5.2%
Section 38 Voluntary Agencies	1.9%	3.6%	2.2%	4.2%	5.8%	3.2%	2.9%	0.4%	3.3%	0.7%	4.0%
CHO 9	3.2%	4.9%	4.2%	5.7%	6.3%	5.6%	3.7%	0.4%	4.1%	0.9%	5.0%
Other Community Services	2.1%	7.7%	2.2%	0.6%	5.9%	9.3%	2.2%	0.6%	2.8%	2.4%	5.2%

Non Covid-19 / Covid-19 absence rates



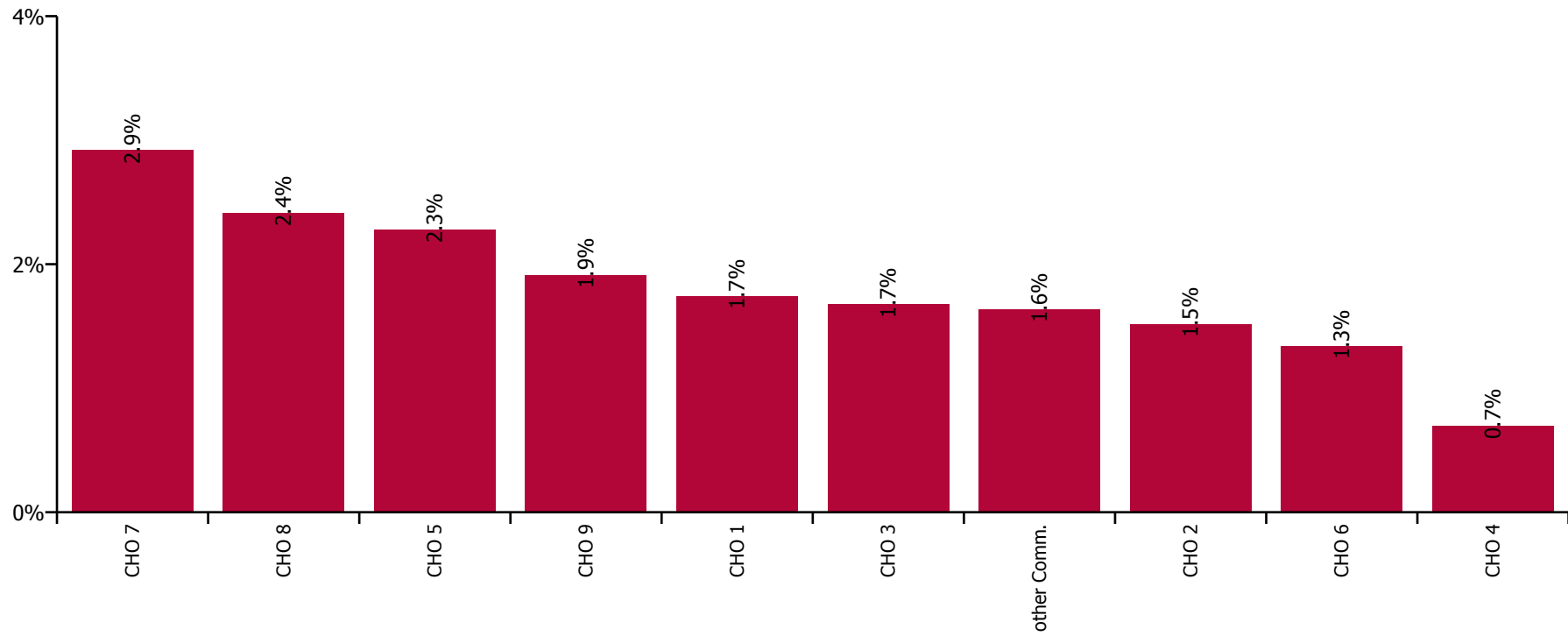
Total absence rate



June 2022

Health Service Covid-19 Absence Rate - by Staff Category & Hospital: Jun 2022	Medical & Dental	Nursing & Midwifery	Health & Social Care Professionals	Management & Administrative	General Support	Patient & Client Care	Covid-19 absence	Non Covid-19 absence	Total absence rate
Mental Health	0.9%	2.1%	1.8%	5.6%	1.3%	2.0%	1.8%	5.0%	6.8%
Health Service Executive	1.8%	2.0%	2.3%	5.3%	0.0%	1.4%	1.7%	6.4%	8.2%
CHO 1	1.8%	2.0%	2.3%	5.3%	0.0%	1.4%	1.7%	6.4%	8.2%
Health Service Executive	0.2%	2.4%	0.2%	5.4%	1.2%	1.2%	1.5%	3.5%	5.0%
CHO 2	0.2%	2.4%	0.2%	5.4%	1.2%	1.2%	1.5%	3.5%	5.0%
Health Service Executive	2.0%	1.7%	2.1%	8.7%	1.4%	0.6%	1.7%	6.9%	8.6%
CHO 3	2.0%	1.7%	2.1%	8.7%	1.4%	0.6%	1.7%	6.9%	8.6%
Health Service Executive	0.8%	0.8%	1.1%	2.1%	0.0%	0.6%	0.7%	3.9%	4.6%
CHO 4	0.8%	0.8%	1.1%	2.1%	0.0%	0.6%	0.7%	3.9%	4.6%
Health Service Executive	1.5%	2.3%	3.3%	4.2%	1.7%	3.9%	2.3%	5.0%	7.3%
CHO 5	1.5%	2.3%	3.3%	4.2%	1.7%	3.9%	2.3%	5.0%	7.3%
Health Service Executive	0.4%	2.4%	0.2%	3.7%	1.3%	1.2%	1.5%	3.9%	5.4%
Section 38 Voluntary Agencies	0.0%	1.4%	1.3%	7.2%	0.0%	0.0%	1.0%	4.1%	5.1%
CHO 6	0.1%	2.2%	0.8%	5.7%	1.0%	1.1%	1.3%	4.0%	5.3%
Health Service Executive	0.7%	2.7%	2.5%	8.1%	4.1%	5.9%	2.9%	5.6%	8.5%
CHO 7	0.7%	2.7%	2.5%	8.1%	4.1%	5.9%	2.9%	5.6%	8.5%
Health Service Executive	1.0%	3.1%	1.8%	7.7%	2.5%	1.6%	2.4%	6.3%	8.8%
CHO 8	1.0%	3.1%	1.8%	7.7%	2.5%	1.6%	2.4%	6.3%	8.8%
Health Service Executive	0.4%	1.8%	3.1%	10.1%	1.0%	2.1%	1.8%	4.2%	6.0%
Section 38 Voluntary Agencies	0.0%	3.0%	0.0%	8.3%	1.6%	0.0%	2.4%	4.6%	7.1%
CHO 9	0.3%	2.0%	3.1%	9.8%	1.2%	2.0%	1.9%	4.2%	6.1%
Other Community Services	1.6%	2.0%	0.0%	1.3%	1.2%	2.3%	1.6%	5.2%	6.9%

Covid-19 absence rate



June 2022

Health Service Absence Rate - by Staff Category: Jun 2022	Certified absence	Self- certified absence	Non Covid-19 absence	Covid-19 absence	Total absence rate	% Non Covid-19 absence	% Covid-19 absence
HSE Mental Health CHO 1	5.8%	0.7%	6.4%	1.7%	8.2%	78.7%	21.3%
Medical & Dental	1.5%	0.2%	1.7%	1.8%	3.5%	47.9%	52.1%
Nursing & Midwifery	7.5%	0.8%	8.3%	2.0%	10.3%	80.6%	19.4%
Health & Social Care Professionals	3.0%	0.4%	3.4%	2.3%	5.7%	59.4%	40.6%
Management & Administrative	3.3%	0.5%	3.8%	1.5%	5.3%	71.6%	28.4%
General Support	10.7%	0.7%	11.3%	0.0%	11.3%	100.0%	0.0%
Patient & Client Care	2.8%	0.9%	3.7%	1.4%	5.1%	72.3%	27.7%

June 2022

Health Service Absence Rate - by Staff Category: Jun 2022	Certified absence	Self- certified absence	Non Covid-19 absence	Covid-19 absence	Total absence rate	% Non Covid-19 absence	% Covid-19 absence
HSE Mental Health CHO 2	3.3%	0.2%	3.5%	1.5%	5.0%	69.8%	30.2%
Medical & Dental	0.7%	0.0%	0.7%	0.2%	0.9%	80.0%	20.0%
Nursing & Midwifery	3.7%	0.3%	4.0%	2.4%	6.4%	61.8%	38.2%
Health & Social Care Professionals	2.0%	0.2%	2.2%	0.2%	2.4%	93.0%	7.0%
Management & Administrative	5.1%	0.1%	5.2%	0.2%	5.4%	95.5%	4.5%
General Support	0.0%	0.3%	0.3%	1.2%	1.5%	17.6%	82.4%
Patient & Client Care	4.2%	0.2%	4.4%	1.2%	5.6%	78.3%	21.7%

June 2022

Health Service Absence Rate - by Staff Category: Jun 2022	Certified absence	Self- certified absence	Non Covid-19 absence	Covid-19 absence	Total absence rate	% Non Covid-19 absence	% Covid-19 absence
HSE Mental Health CHO 3	6.4%	0.6%	6.9%	1.7%	8.6%	80.6%	19.4%
Medical & Dental	6.0%	0.2%	6.2%	2.0%	8.2%	75.3%	24.7%
Nursing & Midwifery	7.1%	0.8%	7.9%	1.7%	9.5%	82.6%	17.4%
Health & Social Care Professionals	3.5%	0.3%	3.9%	2.1%	6.0%	64.6%	35.4%
Management & Administrative	6.5%	0.2%	6.7%	2.0%	8.7%	76.7%	23.3%
General Support	3.2%	0.0%	3.2%	1.4%	4.5%	69.8%	30.2%
Patient & Client Care	9.8%	0.8%	10.6%	0.6%	11.2%	94.6%	5.4%

June 2022

Health Service Absence Rate - by Staff Category: Jun 2022	Certified absence	Self- certified absence	Non Covid-19 absence	Covid-19 absence	Total absence rate	% Non Covid-19 absence	% Covid-19 absence
HSE Mental Health CHO 4	3.5%	0.5%	3.9%	0.7%	4.6%	84.9%	15.1%
Medical & Dental	2.3%	0.3%	2.6%	0.8%	3.4%	77.6%	22.4%
Nursing & Midwifery	3.9%	0.5%	4.4%	0.8%	5.1%	85.3%	14.7%
Health & Social Care Professionals	3.4%	0.6%	4.0%	1.1%	5.1%	77.9%	22.1%
Management & Administrative	1.7%	0.4%	2.0%	0.0%	2.1%	97.7%	2.3%
General Support	3.0%	0.4%	3.4%	0.0%	3.4%	100.0%	0.0%
Patient & Client Care	3.4%	0.4%	3.8%	0.6%	4.4%	86.1%	13.9%

June 2022

Health Service Absence Rate - by Staff Category: Jun 2022	Certified absence	Self- certified absence	Non Covid-19 absence	Covid-19 absence	Total absence rate	% Non Covid-19 absence	% Covid-19 absence
HSE Mental Health CHO 5	4.5%	0.5%	5.0%	2.3%	7.3%	68.6%	31.4%
Medical & Dental	1.0%	0.6%	1.5%	1.5%	3.0%	51.1%	48.9%
Nursing & Midwifery	5.5%	0.5%	6.0%	2.3%	8.4%	72.0%	28.0%
Health & Social Care Professionals	2.7%	0.3%	3.0%	3.3%	6.3%	47.6%	52.4%
Management & Administrative	2.9%	0.2%	3.1%	1.1%	4.2%	74.6%	25.4%
General Support	3.0%	0.6%	3.6%	1.7%	5.2%	68.4%	31.6%
Patient & Client Care	7.3%	0.7%	8.0%	3.9%	12.0%	67.1%	32.9%

June 2022

Health Service Absence Rate - by Staff Category: Jun 2022	Certified absence	Self- certified absence	Non Covid-19 absence	Covid-19 absence	Total absence rate	% Non Covid-19 absence	% Covid-19 absence
HSE Mental Health CHO 6	3.5%	0.5%	4.0%	1.3%	5.3%	74.9%	25.1%
Medical & Dental	0.0%	0.0%	0.0%	0.1%	0.1%	0.0%	100.0%
Nursing & Midwifery	3.7%	0.4%	4.1%	2.2%	6.3%	65.6%	34.4%
Health & Social Care Professionals	5.5%	0.3%	5.8%	0.8%	6.6%	87.4%	12.6%
Management & Administrative	4.6%	0.3%	4.9%	0.8%	5.7%	85.5%	14.5%
General Support	3.4%	1.3%	4.7%	1.0%	5.7%	82.6%	17.4%
Patient & Client Care	2.0%	1.1%	3.1%	1.1%	4.2%	73.9%	26.1%

June 2022

Health Service Absence Rate - by Staff Category: Jun 2022	Certified absence	Self- certified absence	Non Covid-19 absence	Covid-19 absence	Total absence rate	% Non Covid-19 absence	% Covid-19 absence
HSE Mental Health CHO 7	5.0%	0.6%	5.6%	2.9%	8.5%	65.7%	34.3%
Medical & Dental	0.9%	0.3%	1.2%	0.7%	1.9%	61.7%	38.3%
Nursing & Midwifery	6.2%	0.4%	6.6%	2.7%	9.3%	71.3%	28.7%
Health & Social Care Professionals	4.3%	0.6%	5.0%	2.5%	7.4%	66.8%	33.2%
Management & Administrative	4.3%	0.4%	4.7%	3.4%	8.1%	58.2%	41.8%
General Support	5.2%	1.1%	6.3%	4.1%	10.4%	60.8%	39.2%
Patient & Client Care	6.2%	1.1%	7.3%	5.9%	13.2%	55.1%	44.9%

June 2022

Health Service Absence Rate - by Staff Category: Jun 2022	Certified absence	Self- certified absence	Non Covid-19 absence	Covid-19 absence	Total absence rate	% Non Covid-19 absence	% Covid-19 absence
HSE Mental Health CHO 8	5.5%	0.8%	6.3%	2.4%	8.8%	72.4%	27.6%
Medical & Dental	0.2%	0.4%	0.6%	1.0%	1.6%	38.4%	61.6%
Nursing & Midwifery	5.0%	0.8%	5.9%	3.1%	9.0%	65.4%	34.6%
Health & Social Care Professionals	5.3%	0.6%	5.9%	1.8%	7.7%	76.7%	23.3%
Management & Administrative	4.8%	0.9%	5.7%	2.0%	7.7%	74.1%	25.9%
General Support	9.2%	1.0%	10.2%	2.5%	12.7%	80.0%	20.0%
Patient & Client Care	9.9%	0.9%	10.8%	1.6%	12.4%	87.0%	13.0%

June 2022

Health Service Absence Rate - by Staff Category: Jun 2022	Certified absence	Self- certified absence	Non Covid-19 absence	Covid-19 absence	Total absence rate	% Non Covid-19 absence	% Covid-19 absence
HSE Mental Health CHO 9	3.9%	0.4%	4.2%	1.9%	6.1%	68.8%	31.2%
Medical & Dental	2.3%	0.1%	2.4%	0.3%	2.7%	87.5%	12.5%
Nursing & Midwifery	3.0%	0.4%	3.4%	2.0%	5.4%	63.1%	36.9%
Health & Social Care Professionals	1.5%	0.1%	1.6%	3.1%	4.7%	34.5%	65.5%
Management & Administrative	7.2%	0.4%	7.6%	2.2%	9.8%	77.3%	22.7%
General Support	8.3%	0.3%	8.6%	1.2%	9.8%	88.0%	12.0%
Patient & Client Care	4.9%	0.5%	5.4%	2.0%	7.4%	73.0%	27.0%

June 2022

Health Service Absence Rate - by Staff Category: Jun 2022	Certified absence	Self- certified absence	Non Covid-19 absence	Covid-19 absence	Total absence rate	% Non Covid-19 absence	% Covid-19 absence
HSE Mental Health Other Community Services	4.1%	1.1%	5.2%	1.6%	6.9%	76.2%	23.8%
Medical & Dental	3.4%	0.0%	3.4%	1.6%	5.0%	67.8%	32.2%
Nursing & Midwifery	5.8%	1.9%	7.7%	2.0%	9.7%	79.0%	21.0%
Health & Social Care Professionals	5.2%	0.2%	5.4%	0.0%	5.4%	100.0%	0.0%
Management & Administrative	0.7%	0.0%	0.8%	0.5%	1.3%	60.5%	39.5%
General Support	0.7%	0.0%	0.7%	1.2%	1.9%	36.4%	63.6%
Patient & Client Care	3.0%	1.0%	4.0%	2.3%	6.3%	63.8%	36.2%

June 2022

St. John of God (MHS) absence by Staff Category	Certified absence	Self- certified absence	Non Covid-19 absence	Covid-19 absence	Total absence rate	% Non Covid-19 absence	% Covid-19 absence
St. John of God (MHS) (CHO 6)	3.9%	0.2%	4.1%	1.0%	5.1%	80.3%	19.7%
Medical & Dental	0.0%	0.0%	0.0%	0.0%	0.0%		
Nursing & Midwifery	6.7%	0.1%	6.7%	1.4%	8.1%	83.2%	16.8%
Health & Social Care Professionals	4.0%	0.2%	4.2%	1.3%	5.5%	76.6%	23.4%
Management & Administrative	5.5%	0.3%	5.8%	1.5%	7.2%	79.9%	20.1%
General Support	0.0%	2.8%	2.8%	0.0%	2.8%	100.0%	0.0%
Patient & Client Care	0.0%	0.0%	0.0%	0.0%	0.0%		#DIV/0

June 2022

[illegible]

Mental Health

Year/ month	Medical & Dental	Nursing & Midwifery	Health & Social Care Professionals	Management & Administrative	General Support	Patient & Client Care	Certified absence	Self-certified absence	Non Covid-19 absence	Covid-19 absence	Total absence rate
2022	3.3%	8.5%	5.8%	5.8%	8.7%	8.9%	4.1%	0.5%	4.6%	2.9%	7.5%
Jun 2022	2.8%	7.7%	5.7%	5.6%	6.6%	8.1%	4.5%	0.5%	5.0%	1.8%	6.8%
May 2022	2.4%	6.1%	3.9%	3.8%	6.9%	7.0%	4.1%	0.5%	4.5%	0.9%	5.4%
Apr 2022	3.1%	8.0%	5.3%	5.6%	8.6%	9.1%	4.1%	0.5%	4.6%	2.6%	7.2%
Mar 2022	4.4%	10.5%	7.5%	7.3%	11.6%	10.1%	4.5%	0.5%	5.0%	4.2%	9.2%
Feb 2022	3.5%	8.0%	5.6%	5.3%	7.7%	7.6%	3.8%	0.4%	4.2%	2.7%	6.9%
Jan 2022	3.7%	11.1%	6.7%	7.2%	10.6%	11.4%	3.9%	0.3%	4.2%	5.4%	9.6%
2021	2.0%	6.5%	4.0%	3.8%	6.7%	6.8%	3.8%	0.4%	4.2%	1.4%	5.6%
Dec 2021	2.8%	9.1%	5.4%	5.2%	9.7%	8.7%	4.3%	0.4%	4.8%	2.9%	7.7%
Nov 2021	2.4%	8.5%	5.2%	5.4%	9.8%	9.1%	4.5%	0.6%	5.1%	2.2%	7.3%
Oct 2021	3.3%	6.8%	4.5%	4.2%	7.7%	6.4%	4.3%	0.5%	4.8%	1.2%	6.0%
Sep 2021	3.0%	6.4%	3.6%	4.7%	7.4%	6.0%	4.1%	0.4%	4.5%	1.0%	5.5%
Aug 2021	1.5%	6.6%	4.6%	4.5%	5.4%	7.3%	4.3%	0.4%	4.7%	0.9%	5.7%
Jul 2021	1.6%	5.4%	3.8%	3.8%	5.8%	5.8%	3.7%	0.4%	4.1%	0.7%	4.7%
Jun 2021	1.3%	4.8%	3.9%	2.6%	6.4%	5.3%	3.4%	0.4%	3.8%	0.5%	4.3%
May 2021	0.8%	4.5%	2.9%	2.0%	4.6%	5.0%	2.9%	0.3%	3.2%	0.6%	3.7%
Apr 2021	1.2%	4.8%	3.1%	2.5%	4.3%	5.3%	3.0%	0.3%	3.4%	0.6%	4.0%
Mar 2021	1.0%	5.2%	3.5%	3.2%	5.7%	6.1%	3.2%	0.4%	3.6%	0.9%	4.5%
Feb 2021	1.5%	6.4%	4.0%	4.2%	5.2%	7.2%	3.4%	0.4%	3.8%	1.6%	5.4%
Jan 2021	3.9%	9.6%	4.0%	4.6%	7.7%	9.6%	3.7%	0.2%	4.0%	3.8%	7.8%
2020	3.0%	6.5%	4.0%	3.6%	6.6%	6.9%	3.7%	0.3%	4.1%	1.5%	5.6%
Dec 2020	2.8%	6.9%	4.1%	2.8%	6.0%	6.9%	3.6%	0.3%	3.9%	1.7%	5.6%
Nov 2020	2.7%	6.4%	3.7%	2.7%	5.7%	5.6%	3.5%	0.3%	3.7%	1.3%	5.1%
Oct 2020	2.4%	6.9%	3.5%	3.0%	5.5%	5.9%	3.5%	0.3%	3.8%	1.5%	5.3%
Sep 2020	2.1%	6.4%	4.0%	3.2%	6.9%	7.3%	3.9%	0.3%	4.2%	1.2%	5.4%
Aug 2020	1.9%	5.7%	3.2%	2.9%	5.1%	7.5%	3.8%	0.3%	4.1%	0.8%	4.9%
Jul 2020	2.2%	5.0%	2.8%	2.6%	5.7%	6.6%	3.5%	0.3%	3.8%	0.7%	4.5%
Jun 2020	1.3%	5.1%	2.2%	2.7%	6.2%	6.8%	3.2%	0.3%	3.5%	0.9%	4.4%
May 2020	2.7%	7.7%	2.8%	3.7%	7.2%	8.4%	3.5%	0.2%	3.8%	2.5%	6.2%
Apr 2020	6.3%	9.5%	6.3%	5.2%	9.5%	9.7%	3.7%	0.2%	3.9%	4.4%	8.3%
Mar 2020	6.9%	8.3%	7.4%	5.5%	7.4%	8.4%	4.1%	0.4%	4.5%	3.2%	7.7%
Feb 2020	2.1%	4.6%	3.6%	4.2%	7.4%	4.8%	4.0%	0.5%	4.5%		4.5%

Jan 2020	2.1%	5.5%	4.0%	4.2%	7.2%	5.1%	4.5%	0.5%	5.0%		5.0%
2019	1.9%	5.1%	4.1%	4.6%	6.0%	4.9%	4.3%	0.5%	4.7%		4.7%
Dec 2019	2.6%	5.7%	4.8%	5.6%	6.7%	5.3%	4.8%	0.6%	5.4%		5.4%
Nov 2019	1.2%	5.2%	4.0%	4.7%	5.7%	4.8%	4.1%	0.5%	4.6%		4.6%
Oct 2019	2.0%	4.9%	3.8%	5.2%	5.4%	4.0%	4.0%	0.5%	4.4%		4.4%
Sep 2019	2.2%	5.4%	4.5%	5.4%	5.3%	4.0%	4.3%	0.5%	4.8%		4.8%
Aug 2019	2.3%	5.2%	4.6%	4.5%	5.6%	5.1%	4.4%	0.4%	4.8%		4.8%
Jul 2019	1.9%	5.3%	4.6%	3.7%	5.7%	5.4%	4.4%	0.4%	4.8%		4.8%
Jun 2019	1.4%	4.9%	4.5%	4.2%	5.8%	5.3%	4.2%	0.4%	4.6%		4.6%
May 2019	1.8%	4.7%	3.8%	4.3%	6.0%	4.4%	4.0%	0.4%	4.4%		4.4%
Apr 2019	2.2%	4.9%	3.6%	3.5%	6.1%	4.8%	4.0%	0.4%	4.4%		4.4%
Mar 2019	1.4%	5.0%	3.5%	4.9%	6.8%	5.1%	4.2%	0.4%	4.6%		4.6%
Feb 2019	2.1%	4.9%	4.3%	4.2%	6.3%	4.6%	4.1%	0.6%	4.6%		4.6%
Jan 2019	1.9%	5.4%	3.9%	5.7%	7.0%	5.9%	4.7%	0.5%	5.2%		5.2%

Mental Health

Year/ month	CHO 1	CHO 2	CHO 3	CHO 4	CHO 5	CHO 6	CHO 7	CHO 8	CHO 9	other Comm.	Community Services absence rate	Certified absence	Self-certified absence	Non Covid-19 absence	Covid-19 absence	Total absence rate
2022	8.6%	5.3%	9.8%	6.8%	8.2%	5.9%	8.3%	9.3%	6.5%	7.3%	7.5%	4.1%	0.5%	4.6%	2.9%	7.5%
Jun 2022	8.2%	5.0%	8.6%	4.6%	7.3%	5.3%	8.5%	8.8%	6.1%	6.9%	6.8%	4.5%	0.5%	5.0%	1.8%	6.81%
May 2022	6.4%	4.1%	7.1%	4.8%	6.0%	4.5%	5.5%	6.5%	5.1%	4.7%	5.4%	4.1%	0.5%	4.5%	0.9%	5.44%
Apr 2022	7.1%	5.1%	9.0%	8.2%	7.2%	5.9%	7.3%	9.2%	6.4%	6.8%	7.2%	4.1%	0.5%	4.6%	2.6%	7.17%
Mar 2022	10.3%	7.1%	11.8%	7.1%	10.9%	6.5%	11.3%	11.0%	8.0%	8.9%	9.2%	4.5%	0.5%	5.0%	4.2%	9.20%
Feb 2022	8.7%	4.1%	9.4%	7.0%	7.7%	5.8%	8.0%	8.5%	5.1%	6.5%	6.9%	3.8%	0.4%	4.2%	2.7%	6.92%
Jan 2022	11.1%	6.6%	12.7%	9.3%	9.9%	7.5%	9.3%	11.6%	8.6%	9.7%	9.6%	3.9%	0.3%	4.2%	5.4%	9.56%
2021	7.0%	3.5%	7.2%	4.6%	6.3%	4.9%	6.2%	6.9%	5.2%	4.9%	5.6%	3.8%	0.4%	4.2%	1.4%	5.6%
Dec 2021	9.3%	5.2%	9.3%	6.1%	9.1%	6.1%	7.8%	9.0%	7.3%	8.7%	7.7%	4.3%	0.4%	4.8%	2.9%	7.66%
Nov 2021	8.9%	5.7%	7.6%	5.4%	8.4%	5.9%	7.3%	9.3%	7.7%	7.5%	7.3%	4.5%	0.6%	5.1%	2.2%	7.33%
Oct 2021	7.7%	3.8%	7.0%	4.8%	7.5%	5.1%	7.1%	6.7%	5.5%	5.6%	6.0%	4.3%	0.5%	4.8%	1.2%	5.97%
Sep 2021	8.2%	3.6%	8.3%	4.2%	6.6%	3.7%	6.4%	6.3%	5.1%	4.4%	5.5%	4.1%	0.4%	4.5%	1.0%	5.52%
Aug 2021	8.2%	5.1%	7.2%	4.1%	6.3%	4.3%	6.3%	7.0%	4.5%	4.6%	5.7%	4.3%	0.4%	4.7%	0.9%	5.67%
Jul 2021	6.4%	2.6%	7.2%	3.5%	5.6%	3.8%	5.5%	6.1%	4.3%	3.8%	4.7%	3.7%	0.4%	4.1%	0.7%	4.75%
Jun 2021	5.3%	1.5%	6.3%	4.1%	5.0%	3.9%	5.3%	6.1%	4.3%	3.2%	4.3%	3.4%	0.4%	3.8%	0.5%	4.30%
May 2021	4.6%	1.2%	4.9%	2.9%	4.6%	3.7%	4.1%	5.8%	4.0%	2.0%	3.7%	2.9%	0.3%	3.2%	0.6%	3.75%
Apr 2021	4.4%	2.7%	5.1%	3.3%	4.1%	3.4%	4.6%	6.4%	3.7%	2.9%	4.0%	3.0%	0.3%	3.4%	0.6%	3.98%
Mar 2021	5.3%	2.9%	6.3%	4.2%	4.6%	3.7%	5.3%	5.5%	4.0%	4.3%	4.5%	3.2%	0.4%	3.6%	0.9%	4.51%
Feb 2021	6.2%	3.7%	6.7%	4.6%	5.3%	4.5%	6.6%	6.8%	5.7%	5.1%	5.4%	3.4%	0.4%	3.8%	1.6%	5.41%
Jan 2021	9.0%	4.6%	10.5%	5.7%	9.2%	10.2%	8.2%	8.5%	6.8%	7.6%	7.8%	3.7%	0.2%	4.0%	3.8%	7.76%
2020	6.9%	4.1%	7.3%	4.1%	5.8%	4.9%	8.5%	7.6%	4.8%	4.8%	5.6%	3.7%	0.3%	4.1%	1.5%	5.6%
Dec 2020	7.0%	3.6%	5.0%	2.9%	5.9%	6.6%	7.6%	7.1%	4.2%	8.1%	5.6%	3.6%	0.3%	3.9%	1.7%	5.60%
Nov 2020	6.5%	3.7%	6.3%	3.5%	5.5%	4.4%	11.0%	5.9%	3.7%	4.6%	5.1%	3.5%	0.3%	3.7%	1.3%	5.07%
Oct 2020	6.9%	3.9%	7.2%	4.2%	6.0%	3.8%	10.9%	6.7%	3.6%	5.1%	5.3%	3.5%	0.3%	3.8%	1.5%	5.33%
Sep 2020	6.7%	4.5%	7.4%	3.8%	5.8%	4.4%	6.2%	8.3%	4.0%	4.5%	5.4%	3.9%	0.3%	4.2%	1.2%	5.44%
Aug 2020	6.2%	3.9%	7.4%	3.4%	5.3%	3.4%	6.2%	7.0%	3.5%	4.7%	4.9%	3.8%	0.3%	4.1%	0.8%	4.93%
Jul 2020	6.0%	3.5%	6.3%	3.7%	4.4%	3.1%	6.3%	6.1%	3.6%	3.8%	4.5%	3.5%	0.3%	3.8%	0.7%	4.49%
Jun 2020	5.5%	3.0%	6.9%	3.8%	5.0%	3.4%	4.7%	6.1%	3.2%	3.8%	4.4%	3.2%	0.3%	3.5%	0.9%	4.42%
May 2020	6.1%	4.4%	9.7%	5.6%	6.6%	4.3%	7.1%	8.4%	5.8%	5.5%	6.2%	3.5%	0.2%	3.8%	2.5%	6.22%
Apr 2020	8.7%	5.9%	9.9%	6.5%	7.7%	9.6%	14.2%	11.8%	7.9%	6.8%	8.3%	3.7%	0.2%	3.9%	4.4%	8.31%
Mar 2020	9.8%	6.4%	9.4%	4.2%	6.0%	6.4%	24.9%	10.2%	8.1%	5.8%	7.7%	4.1%	0.4%	4.5%	3.2%	7.66%
Feb 2020	6.2%	2.3%	5.7%	3.9%	4.8%	4.4%	6.8%	6.7%	4.7%	2.2%	4.5%	4.0%	0.5%	4.5%		4.46%
Jan 2020	6.7%	4.1%	6.3%	3.9%	6.2%	5.4%	5.8%	6.8%	4.8%	2.3%	5.0%	4.5%	0.5%	5.0%		5.01%
2019	6.1%	4.1%	5.9%	3.3%	5.3%	4.1%	5.0%	5.7%	4.4%		4.7%	4.3%	0.5%	4.7%		4.7%
Dec 2019	6.3%	4.4%	6.6%	3.6%	6.4%	5.0%	5.9%	7.2%	4.6%		5.4%	4.8%	0.6%	5.4%		5.36%
Nov 2019	5.7%	3.5%	5.3%	3.8%	4.6%	3.7%	5.3%	6.2%	4.3%		4.6%	4.1%	0.5%	4.6%		4.64%
Oct 2019	4.7%	3.6%	5.6%	3.3%	5.0%	3.3%	5.9%	5.7%	4.2%		4.4%	4.0%	0.5%	4.4%		4.44%
Sep 2019	6.0%	4.0%	5.4%	3.9%	5.4%	3.0%	6.3%	5.6%	4.6%		4.8%	4.3%	0.5%	4.8%		4.81%
Aug 2019	6.3%	4.0%	6.7%	3.3%	5.4%	4.1%	5.9%	5.9%	4.5%		4.8%	4.4%	0.4%	4.8%		4.82%
Jul 2019	6.7%	4.1%	6.6%	3.2%	5.0%	4.4%	4.0%	5.7%	4.3%		4.8%	4.4%	0.4%	4.8%		4.82%
Jun 2019	6.4%	3.9%	6.3%	2.9%	4.7%	4.9%	5.4%	5.6%	3.9%		4.6%	4.2%	0.4%	4.6%		4.62%
May 2019	5.8%	3.6%	6.3%	3.1%	4.9%	4.8%	5.2%	5.1%	3.0%		4.4%	4.0%	0.4%	4.4%		4.39%
Apr 2019	5.6%	4.0%	5.8%	2.8%	4.9%	3.6%	5.0%	5.5%	3.7%		4.4%	4.0%	0.4%	4.4%		4.40%
Mar 2019	6.4%	4.5%	6.1%	2.8%	5.3%	3.3%	4.1%	5.0%	4.8%		4.6%	4.2%	0.4%	4.6%		4.63%
Feb 2019	6.2%	4.1%	5.5%	3.2%	5.6%	5.1%	3.6%	5.5%	3.7%		4.6%	4.1%	0.6%	4.6%		4.61%

Mental Health

Year/ month	CHO 1	CHO 2	CHO 3	CHO 4	CHO 5	CHO 6	CHO 7	CHO 8	CHO 9	other Comm.	Community Services absence rate	Certified absence	Self-certified absence	Non Covid-19 absence	Covid-19 absence	Total absence rate
Jan 2019	7.5%	5.3%	4.2%	3.2%	6.0%	4.5%	4.0%	5.3%	6.2%		5.2%	4.7%	0.5%	5.2%		5.17%

