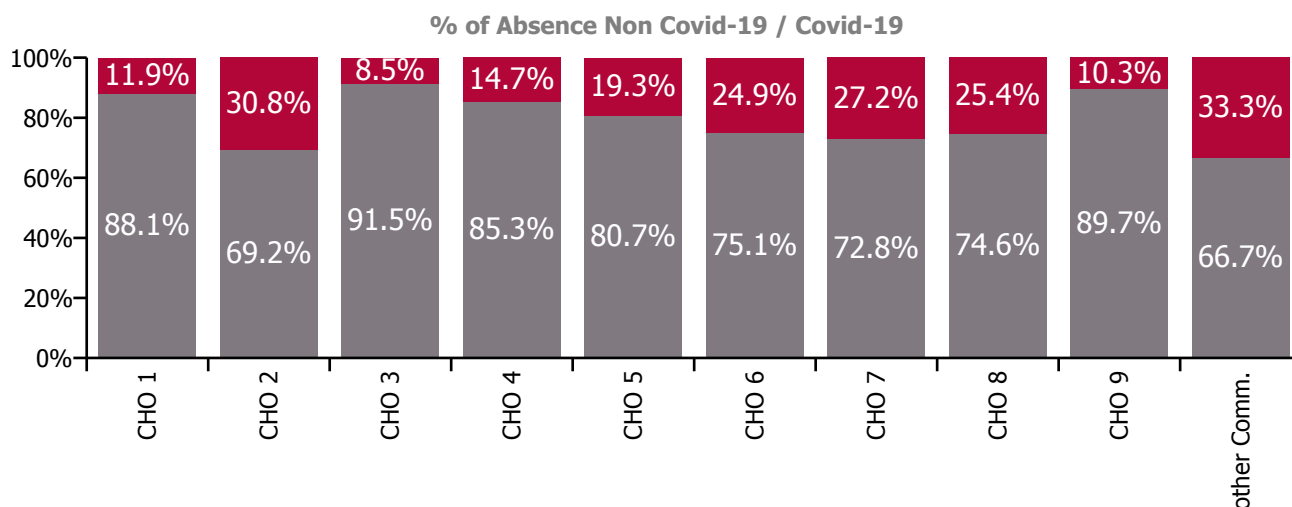
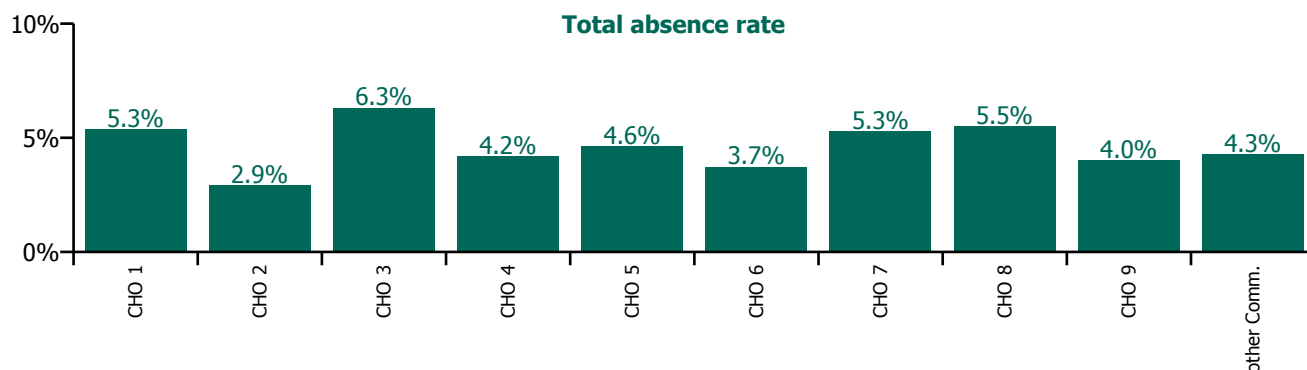


March 2021

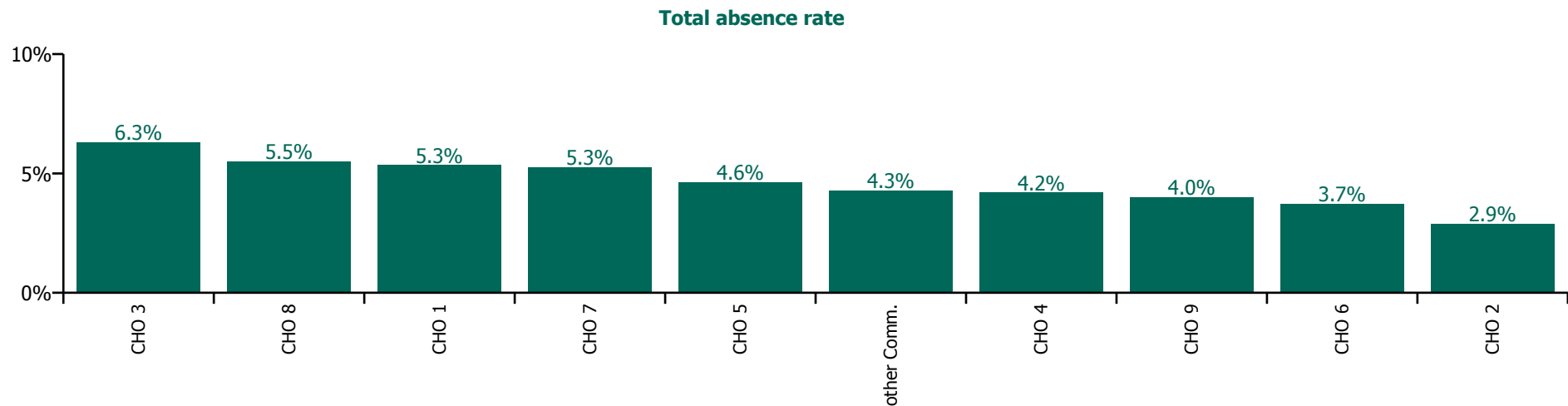
Health Service Absence Rate - by Staff Category: Mar 2021	Certified absence	Self-certified absence	Non Covid-19 absence	Covid-19 absence	Total absence rate	% Non Covid-19 absence	% Covid-19 absence
Mental Health	3.2%	0.4%	3.6%	0.9%	4.5%	79.7%	20.3%
Medical & Dental	0.7%	0.1%	0.8%	0.2%	1.0%	76.6%	23.4%
Nursing & Midwifery	3.6%	0.5%	4.1%	1.1%	5.2%	78.6%	21.4%
Health & Social Care Professionals	2.8%	0.3%	3.0%	0.3%	3.4%	90.0%	10.0%
Management & Administrative	2.7%	0.2%	2.9%	0.4%	3.2%	88.6%	11.4%
General Support	4.4%	0.4%	4.8%	0.9%	5.7%	84.4%	15.6%
Patient & Client Care	3.8%	0.5%	4.3%	1.8%	6.1%	70.8%	29.2%

Health Service Absence Rate - Care Group by CHO: Mar 2021	Certified absence	Self-certified absence	Non Covid-19 absence	Covid-19 absence	Total absence rate	% Non Covid-19 absence	% Covid-19 absence
Mental Health	3.2%	0.4%	3.6%	0.9%	4.5%	79.7%	20.3%
CHO 1	4.3%	0.4%	4.7%	0.6%	5.3%	88.1%	11.9%
CHO 2	1.9%	0.1%	2.0%	0.9%	2.9%	69.2%	30.8%
CHO 3	5.4%	0.4%	5.8%	0.5%	6.3%	91.5%	8.5%
CHO 4	3.1%	0.5%	3.6%	0.6%	4.2%	85.3%	14.7%
CHO 5	3.3%	0.4%	3.7%	0.9%	4.6%	80.7%	19.3%
CHO 6	2.3%	0.5%	2.8%	0.9%	3.7%	75.1%	24.9%
CHO 7	3.4%	0.4%	3.8%	1.4%	5.3%	72.8%	27.2%
CHO 8	3.6%	0.5%	4.1%	1.4%	5.5%	74.6%	25.4%
CHO 9	3.2%	0.4%	3.6%	0.4%	4.0%	89.7%	10.3%
Other Community Services	2.2%	0.7%	2.9%	1.4%	4.3%	66.7%	33.3%

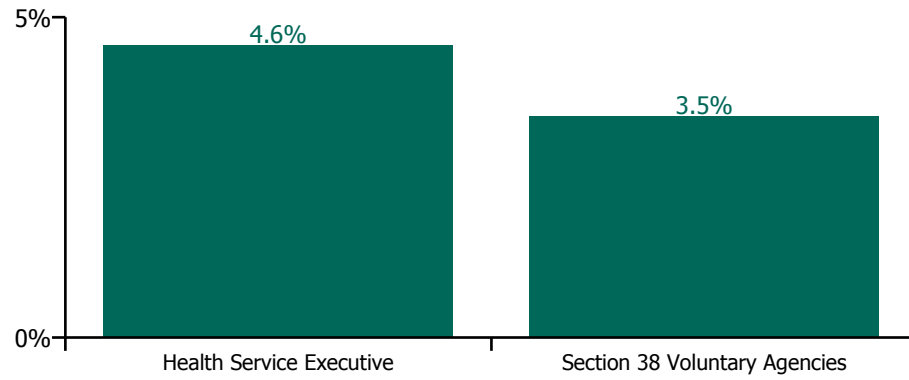


March 2021

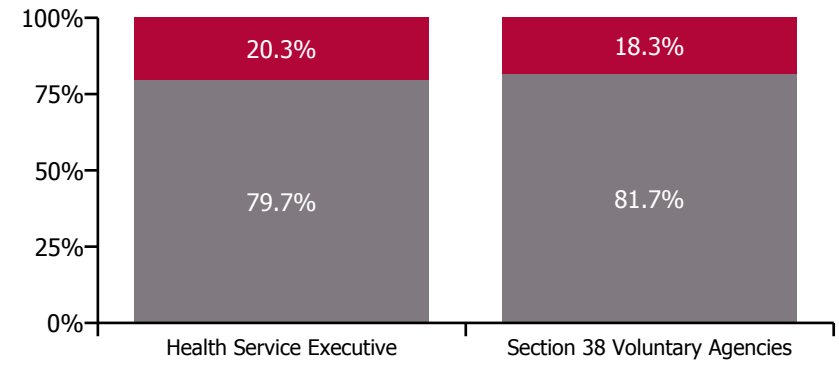
Health Service Absence Rate - by Hospital Group & Staff Category: Mar 2021	Medical & Dental	Nursing & Midwifery	Health & Social Care Professionals	Management & Administrative	General Support	Patient & Client Care	Certified absence	Self-certified absence	Non Covid-19 absence	Covid-19 absence	Total absence rate
Mental Health	1.0%	5.2%	3.4%	3.2%	5.7%	6.1%	3.2%	0.4%	3.6%	0.9%	4.5%
CHO 1	1.5%	5.9%	5.0%	7.7%	4.6%	4.0%	4.3%	0.4%	4.7%	0.6%	5.3%
CHO 2	0.1%	3.7%	2.8%	2.1%	0.0%	3.2%	1.9%	0.1%	2.0%	0.9%	2.9%
CHO 3	1.1%	7.9%	3.5%	6.7%	2.7%	9.2%	5.4%	0.4%	5.8%	0.5%	6.3%
CHO 4	1.7%	4.7%	5.2%	2.1%	3.4%	4.2%	3.1%	0.5%	3.6%	0.6%	4.2%
CHO 5	1.6%	4.5%	1.8%	6.3%	5.1%	9.1%	3.3%	0.4%	3.7%	0.9%	4.6%
CHO 6	0.7%	3.5%	3.3%	6.7%	11.0%	1.0%	2.3%	0.5%	2.8%	0.9%	3.7%
CHO 7	1.1%	4.6%	5.2%	4.7%	13.5%	10.4%	3.4%	0.4%	3.8%	1.4%	5.3%
CHO 8	0.8%	6.0%	1.8%	4.2%	9.2%	9.4%	3.6%	0.5%	4.1%	1.4%	5.5%
CHO 9	0.5%	5.1%	3.5%	2.9%	5.2%	3.4%	3.2%	0.4%	3.6%	0.4%	4.0%
Other Community Services	1.7%	6.8%	1.0%	0.3%	10.7%	8.9%	2.2%	0.7%	2.9%	1.4%	4.3%



Total absence rate



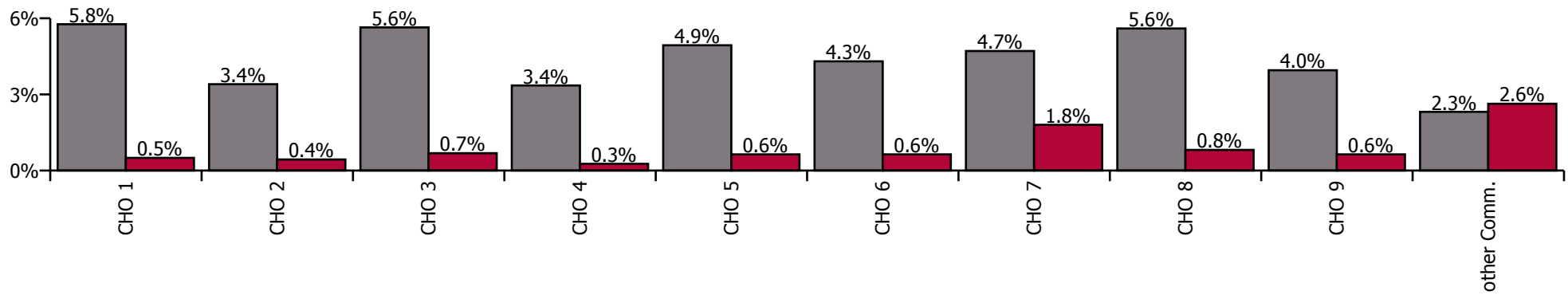
Non Covid-19 & Covid-19 Absence



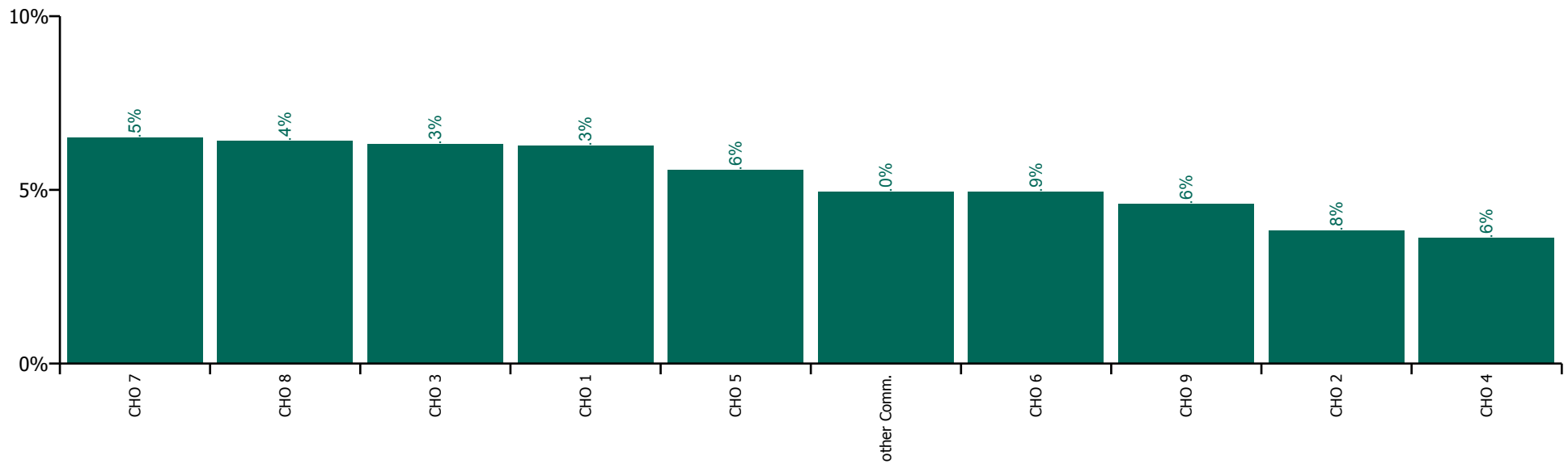
March 2021

Health Service Absence Rate by Hospital: Mar 2021	Medical & Dental	Nursing & Midwifery	Health & Social Care Professionals	Management & Administrative	General Support	Patient & Client Care	Certified absence	Self-certified absence	Non Covid-19 absence	Covid-19 absence	Total absence rate
Mental Health	2.3%	5.7%	3.9%	4.0%	6.3%	5.9%	4.0%	0.4%	4.4%	0.7%	5.1%
Health Service Executive	3.2%	6.6%	4.9%	6.1%	7.4%	8.2%	5.4%	0.4%	5.8%	0.5%	6.3%
CHO 1	3.2%	6.6%	4.9%	6.1%	7.4%	8.2%	5.4%	0.4%	5.8%	0.5%	6.3%
Health Service Executive	1.0%	4.8%	3.4%	3.1%	3.0%	3.5%	3.2%	0.2%	3.4%	0.4%	3.8%
CHO 2	1.0%	4.8%	3.4%	3.1%	3.0%	3.5%	3.2%	0.2%	3.4%	0.4%	3.8%
Health Service Executive	3.7%	7.7%	3.7%	5.2%	6.0%	7.5%	5.2%	0.4%	5.6%	0.7%	6.3%
CHO 3	3.7%	7.7%	3.7%	5.2%	6.0%	7.5%	5.2%	0.4%	5.6%	0.7%	6.3%
Health Service Executive	1.7%	4.2%	2.8%	2.8%	4.4%	3.6%	3.0%	0.4%	3.4%	0.3%	3.6%
CHO 4	1.7%	4.2%	2.8%	2.8%	4.4%	3.6%	3.0%	0.4%	3.4%	0.3%	3.6%
Health Service Executive	2.6%	5.7%	4.9%	5.1%	6.5%	6.1%	4.4%	0.5%	4.9%	0.6%	5.6%
CHO 5	2.6%	5.7%	4.9%	5.1%	6.5%	6.1%	4.4%	0.5%	4.9%	0.6%	5.6%
Health Service Executive	1.9%	6.3%	5.5%	4.2%	8.2%	5.2%	4.5%	0.5%	5.0%	0.8%	5.8%
Section 38 Voluntary Agencies	1.6%	3.9%	4.3%	3.9%	8.1%	1.0%	2.8%	0.5%	3.3%	0.5%	3.8%
CHO 6	1.7%	5.7%	4.6%	4.0%	8.2%	5.0%	3.8%	0.5%	4.3%	0.6%	4.9%
Health Service Executive	2.3%	7.4%	4.2%	7.8%	12.1%	12.8%	4.4%	0.4%	4.7%	1.8%	6.5%
CHO 7	2.3%	7.4%	4.2%	7.8%	12.1%	12.8%	4.4%	0.4%	4.7%	1.8%	6.5%
Health Service Executive	2.2%	6.8%	4.6%	5.5%	8.9%	8.7%	5.1%	0.5%	5.6%	0.8%	6.4%
CHO 8	2.2%	6.8%	4.6%	5.5%	8.9%	8.7%	5.1%	0.5%	5.6%	0.8%	6.4%
Health Service Executive	3.2%	5.0%	3.6%	5.6%	6.5%	5.2%	3.7%	0.3%	4.1%	0.7%	4.8%
Section 38 Voluntary Agencies	2.3%	3.5%	2.1%	3.5%	5.5%	3.3%	3.0%	0.4%	3.4%	0.4%	3.8%
CHO 9	3.2%	4.6%	3.5%	5.1%	6.2%	5.1%	3.6%	0.4%	4.0%	0.6%	4.6%
Other Community Services	2.1%	7.6%	1.6%	0.5%	5.0%	12.4%	1.9%	0.4%	2.3%	2.6%	5.0%

Non Covid-19 / Covid-19 absence rates



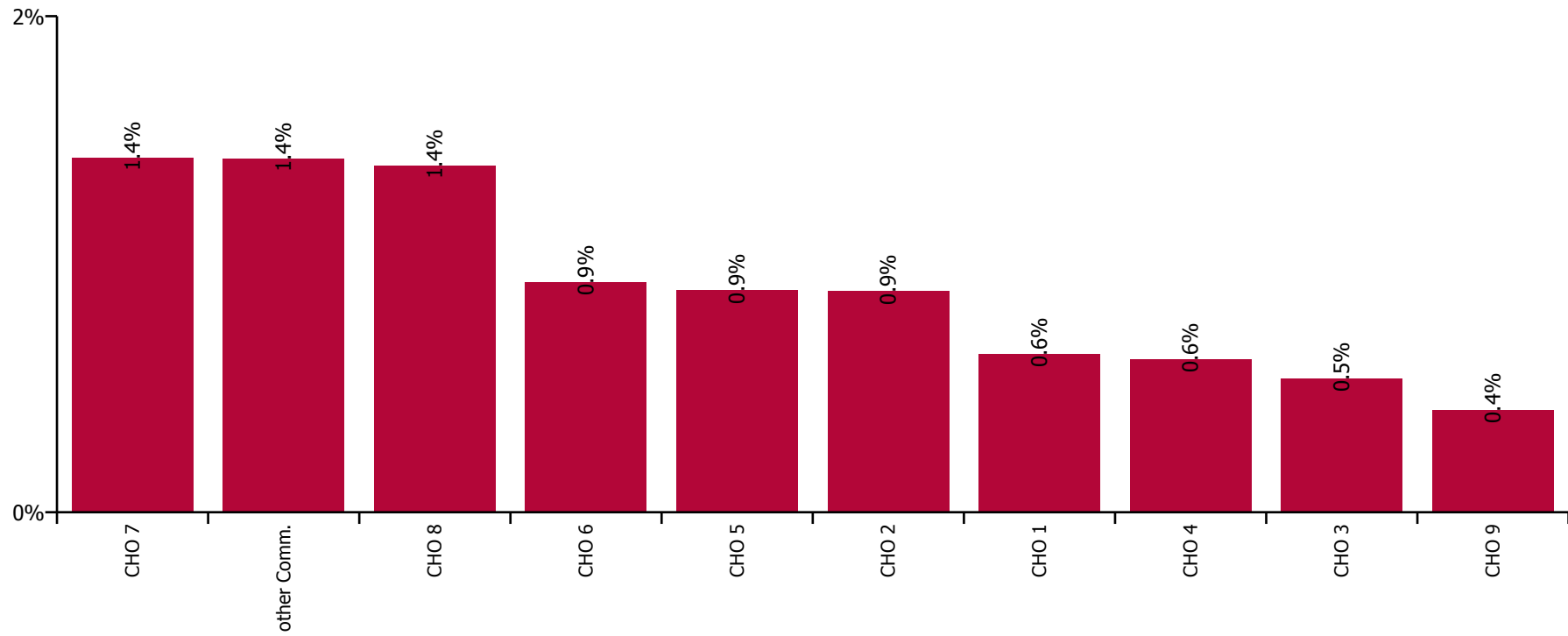
Total absence rate



March 2021

Health Service Covid-19 Absence Rate - by Staff Category & Hospital: Mar 2021	Medical & Dental	Nursing & Midwifery	Health & Social Care Professionals	Management & Administrative	General Support	Patient & Client Care	Covid-19 absence	Non Covid-19 absence	Total absence rate
Mental Health	0.2%	1.1%	0.3%	3.2%	0.9%	1.8%	0.9%	3.6%	4.5%
Health Service Executive	1.3%	0.9%	0.1%	7.7%	0.1%	0.0%	0.6%	4.7%	5.3%
CHO 1	1.3%	0.9%	0.1%	7.7%	0.1%	0.0%	0.6%	4.7%	5.3%
Health Service Executive	0.0%	1.8%	0.0%	2.1%	0.0%	0.1%	0.9%	2.0%	2.9%
CHO 2	0.0%	1.8%	0.0%	2.1%	0.0%	0.1%	0.9%	2.0%	2.9%
Health Service Executive	0.2%	0.7%	0.0%	6.7%	0.0%	0.7%	0.5%	5.8%	6.3%
CHO 3	0.2%	0.7%	0.0%	6.7%	0.0%	0.7%	0.5%	5.8%	6.3%
Health Service Executive	0.1%	0.7%	0.4%	2.1%	0.4%	1.1%	0.6%	3.6%	4.2%
CHO 4	0.1%	0.7%	0.4%	2.1%	0.4%	1.1%	0.6%	3.6%	4.2%
Health Service Executive	0.1%	1.1%	0.0%	6.3%	0.2%	2.6%	0.9%	3.7%	4.6%
CHO 5	0.1%	1.1%	0.0%	6.3%	0.2%	2.6%	0.9%	3.7%	4.6%
Health Service Executive	0.0%	1.4%	0.0%	8.0%	0.0%	0.8%	0.8%	3.0%	3.9%
Section 38 Voluntary Agencies	0.1%	0.4%	2.9%	5.8%	0.0%	0.0%	1.1%	2.4%	3.5%
CHO 6	0.1%	1.2%	1.8%	6.7%	0.0%	0.7%	0.9%	2.8%	3.7%
Health Service Executive	0.1%	1.2%	0.8%	4.7%	5.3%	4.0%	1.4%	3.8%	5.3%
CHO 7	0.1%	1.2%	0.8%	4.7%	5.3%	4.0%	1.4%	3.8%	5.3%
Health Service Executive	0.5%	1.1%	0.1%	4.2%	3.6%	3.3%	1.4%	4.1%	5.5%
CHO 8	0.5%	1.1%	0.1%	4.2%	3.6%	3.3%	1.4%	4.1%	5.5%
Health Service Executive	0.0%	0.6%	0.0%	1.9%	1.6%	0.3%	0.5%	3.6%	4.1%
Section 38 Voluntary Agencies	0.0%	0.1%	0.0%	6.8%	0.0%	0.0%	0.1%	3.3%	3.4%
CHO 9	0.0%	0.5%	0.0%	2.9%	1.1%	0.3%	0.4%	3.6%	4.0%
Other Community Services	0.0%	2.0%	0.0%	0.3%	2.1%	5.6%	1.4%	2.9%	4.3%

Covid-19 absence rate



March 2021

Health Service Absence Rate - by Staff Category: Mar 2021	Certified absence	Self- certified absence	Non Covid-19 absence	Covid-19 absence	Total absence rate	% Non Covid-19 absence	% Covid-19 absence
HSE Mental Health CHO 1	4.3%	0.4%	4.7%	0.6%	5.3%	88.1%	11.9%
Medical & Dental	0.2%	0.1%	0.2%	1.3%	1.5%	15.0%	85.0%
Nursing & Midwifery	4.6%	0.4%	5.0%	0.9%	5.9%	84.4%	15.6%
Health & Social Care Professionals	4.5%	0.4%	4.9%	0.1%	5.0%	98.2%	1.8%
Management & Administrative	7.1%	0.4%	7.5%	0.1%	7.7%	98.3%	1.7%
General Support	3.9%	0.6%	4.5%	0.1%	4.6%	97.8%	2.2%
Patient & Client Care	3.8%	0.2%	4.0%	0.0%	4.0%	100.0%	0.0%

March 2021

Health Service Absence Rate - by Staff Category: Mar 2021	Certified absence	Self- certified absence	Non Covid-19 absence	Covid-19 absence	Total absence rate	% Non Covid-19 absence	% Covid-19 absence
HSE Mental Health CHO 2	1.9%	0.1%	2.0%	0.9%	2.9%	69.2%	30.8%
Medical & Dental	0.1%	0.0%	0.1%	0.0%	0.1%	100.0%	0.0%
Nursing & Midwifery	1.8%	0.1%	1.9%	1.8%	3.7%	50.9%	49.1%
Health & Social Care Professionals	2.7%	0.1%	2.8%	0.0%	2.8%	100.0%	0.0%
Management & Administrative	2.0%	0.1%	2.1%	0.0%	2.1%	100.0%	0.0%
General Support	0.0%	0.0%	0.0%	0.0%	0.0%		#DIV/0
Patient & Client Care	3.0%	0.1%	3.1%	0.1%	3.2%	96.7%	3.3%

March 2021

Health Service Absence Rate - by Staff Category: Mar 2021	Certified absence	Self- certified absence	Non Covid-19 absence	Covid-19 absence	Total absence rate	% Non Covid-19 absence	% Covid-19 absence
HSE Mental Health CHO 3	5.4%	0.4%	5.8%	0.5%	6.3%	91.5%	8.5%
Medical & Dental	0.7%	0.3%	1.0%	0.2%	1.1%	85.4%	14.6%
Nursing & Midwifery	6.9%	0.4%	7.3%	0.7%	7.9%	91.7%	8.3%
Health & Social Care Professionals	3.0%	0.5%	3.5%	0.0%	3.5%	99.1%	0.9%
Management & Administrative	4.7%	0.5%	5.2%	1.5%	6.7%	77.8%	22.2%
General Support	2.7%	0.0%	2.7%	0.0%	2.7%	100.0%	0.0%
Patient & Client Care	8.4%	0.2%	8.6%	0.7%	9.2%	93.0%	7.0%

March 2021

Health Service Absence Rate - by Staff Category: Mar 2021	Certified absence	Self- certified absence	Non Covid-19 absence	Covid-19 absence	Total absence rate	% Non Covid-19 absence	% Covid-19 absence
HSE Mental Health CHO 4	3.1%	0.5%	3.6%	0.6%	4.2%	85.3%	14.7%
Medical & Dental	1.5%	0.1%	1.6%	0.1%	1.7%	91.6%	8.4%
Nursing & Midwifery	3.3%	0.6%	4.0%	0.7%	4.7%	84.6%	15.4%
Health & Social Care Professionals	4.6%	0.2%	4.8%	0.4%	5.2%	91.7%	8.3%
Management & Administrative	2.0%	0.1%	2.1%	0.0%	2.1%	100.0%	0.0%
General Support	2.6%	0.4%	3.0%	0.4%	3.4%	87.2%	12.8%
Patient & Client Care	2.9%	0.2%	3.1%	1.1%	4.2%	74.3%	25.7%

March 2021

Health Service Absence Rate - by Staff Category: Mar 2021	Certified absence	Self- certified absence	Non Covid-19 absence	Covid-19 absence	Total absence rate	% Non Covid-19 absence	% Covid-19 absence
HSE Mental Health CHO 5	3.3%	0.4%	3.7%	0.9%	4.6%	80.7%	19.3%
Medical & Dental	1.1%	0.4%	1.5%	0.1%	1.6%	94.0%	6.0%
Nursing & Midwifery	2.9%	0.5%	3.4%	1.1%	4.5%	76.0%	24.0%
Health & Social Care Professionals	1.8%	0.0%	1.8%	0.0%	1.8%	100.0%	0.0%
Management & Administrative	4.9%	0.3%	5.2%	1.1%	6.3%	82.4%	17.6%
General Support	4.5%	0.4%	4.9%	0.2%	5.1%	96.1%	3.9%
Patient & Client Care	5.8%	0.7%	6.4%	2.6%	9.1%	70.9%	29.1%

March 2021

Health Service Absence Rate - by Staff Category: Mar 2021	Certified absence	Self- certified absence	Non Covid-19 absence	Covid-19 absence	Total absence rate	% Non Covid-19 absence	% Covid-19 absence
HSE Mental Health CHO 6	2.3%	0.5%	2.8%	0.9%	3.7%	75.1%	24.9%
Medical & Dental	0.5%	0.1%	0.6%	0.1%	0.7%	90.3%	9.7%
Nursing & Midwifery	1.9%	0.5%	2.4%	1.2%	3.5%	67.3%	32.7%
Health & Social Care Professionals	0.9%	0.6%	1.6%	1.8%	3.3%	46.6%	53.4%
Management & Administrative	5.6%	0.9%	6.5%	0.2%	6.7%	96.7%	3.3%
General Support	10.7%	0.3%	11.0%	0.0%	11.0%	100.0%	0.0%
Patient & Client Care	0.0%	0.2%	0.2%	0.7%	1.0%	22.2%	77.8%

March 2021

Health Service Absence Rate - by Staff Category: Mar 2021	Certified absence	Self- certified absence	Non Covid-19 absence	Covid-19 absence	Total absence rate	% Non Covid-19 absence	% Covid-19 absence
HSE Mental Health CHO 7	3.4%	0.4%	3.8%	1.4%	5.3%	72.8%	27.2%
Medical & Dental	1.0%	0.0%	1.0%	0.1%	1.1%	89.1%	10.9%
Nursing & Midwifery	3.1%	0.3%	3.4%	1.2%	4.6%	73.3%	26.7%
Health & Social Care Professionals	4.0%	0.4%	4.4%	0.8%	5.2%	84.4%	15.6%
Management & Administrative	4.2%	0.3%	4.5%	0.2%	4.7%	96.7%	3.3%
General Support	8.0%	0.3%	8.2%	5.3%	13.5%	60.7%	39.3%
Patient & Client Care	5.0%	1.3%	6.4%	4.0%	10.4%	61.2%	38.8%

March 2021

Health Service Absence Rate - by Staff Category: Mar 2021	Certified absence	Self- certified absence	Non Covid-19 absence	Covid-19 absence	Total absence rate	% Non Covid-19 absence	% Covid-19 absence
HSE Mental Health CHO 8	3.6%	0.5%	4.1%	1.4%	5.5%	74.6%	25.4%
Medical & Dental	0.3%	0.1%	0.3%	0.5%	0.8%	37.6%	62.4%
Nursing & Midwifery	4.3%	0.6%	5.0%	1.1%	6.0%	82.0%	18.0%
Health & Social Care Professionals	1.5%	0.2%	1.7%	0.1%	1.8%	94.1%	5.9%
Management & Administrative	2.6%	0.1%	2.7%	1.5%	4.2%	63.5%	36.5%
General Support	4.6%	1.0%	5.7%	3.6%	9.2%	61.4%	38.6%
Patient & Client Care	5.4%	0.7%	6.1%	3.3%	9.4%	65.0%	35.0%

March 2021

Health Service Absence Rate - by Staff Category: Mar 2021	Certified absence	Self- certified absence	Non Covid-19 absence	Covid-19 absence	Total absence rate	% Non Covid-19 absence	% Covid-19 absence
HSE Mental Health CHO 9	3.2%	0.4%	3.6%	0.4%	4.0%	89.7%	10.3%
Medical & Dental	0.4%	0.2%	0.5%	0.0%	0.5%	100.0%	0.0%
Nursing & Midwifery	4.0%	0.6%	4.5%	0.5%	5.1%	89.6%	10.4%
Health & Social Care Professionals	3.5%	0.0%	3.5%	0.0%	3.5%	99.1%	0.9%
Management & Administrative	2.3%	0.3%	2.6%	0.3%	2.9%	89.8%	10.2%
General Support	3.8%	0.2%	4.0%	1.1%	5.2%	77.8%	22.2%
Patient & Client Care	2.5%	0.6%	3.1%	0.3%	3.4%	92.1%	7.9%

March 2021

Health Service Absence Rate - by Staff Category: Mar 2021	Certified absence	Self- certified absence	Non Covid-19 absence	Covid-19 absence	Total absence rate	% Non Covid-19 absence	% Covid-19 absence
HSE Mental Health Other Community Services	2.2%	0.7%	2.9%	1.4%	4.3%	66.7%	33.3%
Medical & Dental	1.7%	0.0%	1.7%	0.0%	1.7%	100.0%	0.0%
Nursing & Midwifery	3.4%	1.4%	4.8%	2.0%	6.8%	70.9%	29.1%
Health & Social Care Professionals	0.9%	0.1%	1.0%	0.0%	1.0%	100.0%	0.0%
Management & Administrative	0.3%	0.0%	0.3%	0.0%	0.3%	100.0%	0.0%
General Support	7.9%	0.7%	8.6%	2.1%	10.7%	80.2%	19.8%
Patient & Client Care	2.5%	0.9%	3.4%	5.6%	8.9%	37.6%	62.4%

March 2021

[illegible]

March 2021

St. Vincent's, Fairview absence by Staff Category	Certified absence	Self-certified absence	Non Covid-19 absence	Covid-19 absence	Total absence rate	% Non Covid-19 absence	% Covid-19 absence
St. Vincent's, Fairview (CHO 9)	3.0%	0.3%	3.3%	0.1%	3.4%	97.8%	2.2%
Medical & Dental	0.0%	0.0%	0.0%	0.0%	0.0%		
Nursing & Midwifery	2.9%	0.5%	3.4%	0.1%	3.5%	96.6%	3.4%
Health & Social Care Professionals	0.0%	0.0%	0.0%	0.0%	0.0%		#DIV/0
Management & Administrative	6.6%	0.2%	6.8%	0.0%	6.8%	100.0%	0.0%
General Support	1.6%	0.0%	1.6%	0.0%	1.6%	100.0%	0.0%
Patient & Client Care	0.0%	0.0%	0.0%	0.0%	0.0%		#DIV/0

Mental Health

Year/ month	Medical & Dental	Nursing & Midwifery	Health & Social Care Professionals	Management & Administrative	General Support	Patient & Client Care	Certified absence	Self-certified absence	Non Covid-19 absence	Covid-19 absence	Total absence rate
2021	2.1%	7.1%	3.8%	4.0%	6.2%	7.7%	3.5%	0.3%	3.8%	2.1%	5.9%
Mar 2021	1.0%	5.2%	3.4%	3.2%	5.7%	6.1%	3.2%	0.4%	3.6%	0.9%	4.5%
Feb 2021	1.5%	6.4%	4.0%	4.2%	5.2%	7.2%	3.4%	0.4%	3.8%	1.6%	5.4%
Jan 2021	3.9%	9.6%	4.0%	4.6%	7.7%	9.6%	3.7%	0.2%	4.0%	3.8%	7.8%
2020	3.0%	6.5%	4.0%	3.6%	6.6%	6.9%	3.7%	0.3%	4.1%	1.5%	5.6%
Dec 2020	2.6%	6.9%	4.1%	2.8%	6.0%	6.9%	3.6%	0.3%	3.9%	1.7%	5.6%
Nov 2020	2.7%	6.4%	3.7%	2.7%	5.7%	5.6%	3.5%	0.3%	3.7%	1.3%	5.1%
Oct 2020	2.4%	6.9%	3.5%	3.0%	5.5%	5.9%	3.5%	0.3%	3.8%	1.5%	5.3%
Sep 2020	2.1%	6.4%	4.0%	3.2%	6.9%	7.3%	3.9%	0.3%	4.2%	1.2%	5.4%
Aug 2020	1.9%	5.7%	3.2%	2.9%	5.1%	7.5%	3.8%	0.3%	4.1%	0.8%	4.9%
Jul 2020	2.2%	5.0%	2.8%	2.6%	5.7%	6.6%	3.5%	0.3%	3.8%	0.7%	4.5%
Jun 2020	1.3%	5.1%	2.2%	2.7%	6.2%	6.8%	3.2%	0.3%	3.5%	0.9%	4.4%
May 2020	2.7%	7.7%	2.8%	3.7%	7.2%	8.4%	3.5%	0.2%	3.8%	2.5%	6.2%
Apr 2020	6.3%	9.5%	6.3%	5.2%	9.5%	9.7%	3.7%	0.2%	3.9%	4.4%	8.3%
Mar 2020	6.9%	8.3%	7.4%	5.5%	7.4%	8.4%	4.1%	0.4%	4.5%	3.2%	7.7%
Feb 2020	2.1%	4.6%	3.6%	4.2%	7.4%	4.8%	4.0%	0.5%	4.5%		4.5%
Jan 2020	2.1%	5.5%	4.0%	4.2%	7.2%	5.1%	4.5%	0.5%	5.0%		5.0%
2019	1.9%	5.1%	4.1%	4.6%	6.0%	4.9%	4.3%	0.5%	4.7%		4.7%
Dec 2019	2.6%	5.7%	4.8%	5.6%	6.7%	5.3%	4.8%	0.6%	5.4%		5.4%
Nov 2019	1.2%	5.2%	4.0%	4.7%	5.7%	4.8%	4.1%	0.5%	4.6%		4.6%
Oct 2019	2.0%	4.9%	3.8%	5.2%	5.4%	4.0%	4.0%	0.5%	4.4%		4.4%
Sep 2019	2.2%	5.4%	4.5%	5.4%	5.3%	4.0%	4.3%	0.5%	4.8%		4.8%
Aug 2019	2.3%	5.2%	4.6%	4.5%	5.6%	5.1%	4.4%	0.4%	4.8%		4.8%
Jul 2019	1.9%	5.3%	4.6%	3.7%	5.7%	5.4%	4.4%	0.4%	4.8%		4.8%
Jun 2019	1.4%	4.9%	4.5%	4.2%	5.8%	5.3%	4.2%	0.4%	4.6%		4.6%
May 2019	1.8%	4.7%	3.8%	4.3%	6.0%	4.4%	4.0%	0.4%	4.4%		4.4%
Apr 2019	2.2%	4.9%	3.6%	3.5%	6.1%	4.8%	4.0%	0.4%	4.4%		4.4%
Mar 2019	1.4%	5.0%	3.5%	4.9%	6.8%	5.1%	4.2%	0.4%	4.6%		4.6%
Feb 2019	2.1%	4.9%	4.3%	4.2%	6.3%	4.6%	4.1%	0.6%	4.6%		4.6%
Jan 2019	1.9%	5.4%	3.9%	5.7%	7.0%	5.9%	4.7%	0.5%	5.2%		5.2%
2018	2.0%	5.1%	3.5%	4.0%	6.1%	5.4%	4.2%	0.5%	4.7%		4.7%

Mental Health

Year/ month	CHO 1	CHO 2	CHO 3	CHO 4	CHO 5	CHO 6	CHO 7	CHO 8	CHO 9	other Comm.	Community Services absence rate	Certified absence	Self-certified absence	Non Covid-19 absence	Covid-19 absence	Total absence rate
2021	6.8%	3.7%	7.9%	4.9%	6.4%	6.2%	6.7%	6.9%	5.5%	5.7%	5.9%	3.5%	0.3%	3.8%	2.1%	5.9%
Mar 2021	5.3%	2.9%	6.3%	4.2%	4.6%	3.7%	5.3%	5.5%	4.0%	4.3%	4.5%	3.2%	0.4%	3.6%	0.9%	4.51%
Feb 2021	6.2%	3.7%	6.7%	4.6%	5.3%	4.5%	6.6%	6.8%	5.7%	5.1%	5.4%	3.4%	0.4%	3.8%	1.6%	5.41%
Jan 2021	9.0%	4.6%	10.5%	5.7%	9.2%	10.2%	8.2%	8.5%	6.8%	7.6%	7.8%	3.7%	0.2%	4.0%	3.8%	7.76%
2020	6.9%	4.1%	7.3%	4.1%	5.8%	4.9%	8.5%	7.6%	4.8%	4.8%	5.6%	3.7%	0.3%	4.1%	1.5%	5.6%
Dec 2020	7.0%	3.6%	5.0%	2.9%	5.9%	6.3%	7.6%	7.1%	4.2%	8.1%	5.6%	3.6%	0.3%	3.9%	1.7%	5.58%
Nov 2020	6.5%	3.7%	6.3%	3.5%	5.5%	4.4%	11.0%	5.9%	3.7%	4.6%	5.1%	3.5%	0.3%	3.7%	1.3%	5.07%
Oct 2020	6.9%	3.9%	7.2%	4.2%	6.0%	3.8%	10.9%	6.7%	3.6%	5.1%	5.3%	3.5%	0.3%	3.8%	1.5%	5.33%
Sep 2020	6.7%	4.5%	7.4%	3.8%	5.8%	4.4%	6.2%	8.3%	4.0%	4.5%	5.4%	3.9%	0.3%	4.2%	1.2%	5.44%
Aug 2020	6.2%	3.9%	7.4%	3.4%	5.3%	3.4%	6.2%	7.0%	3.5%	4.7%	4.9%	3.8%	0.3%	4.1%	0.8%	4.93%
Jul 2020	6.0%	3.5%	6.3%	3.7%	4.4%	3.1%	6.3%	6.1%	3.6%	3.8%	4.5%	3.5%	0.3%	3.8%	0.7%	4.49%
Jun 2020	5.5%	3.0%	6.9%	3.8%	5.0%	3.4%	4.7%	6.1%	3.2%	3.8%	4.4%	3.2%	0.3%	3.5%	0.9%	4.42%
May 2020	6.1%	4.4%	9.7%	5.6%	6.6%	4.3%	7.1%	8.4%	5.8%	5.5%	6.2%	3.5%	0.2%	3.8%	2.5%	6.22%
Apr 2020	8.7%	5.9%	9.9%	6.5%	7.7%	9.6%	14.2%	11.8%	7.9%	6.8%	8.3%	3.7%	0.2%	3.9%	4.4%	8.31%
Mar 2020	9.8%	6.4%	9.4%	4.2%	6.0%	6.4%	24.9%	10.2%	8.1%	5.8%	7.7%	4.1%	0.4%	4.5%	3.2%	7.66%
Feb 2020	6.2%	2.3%	5.7%	3.9%	4.8%	4.4%	6.8%	6.7%	4.7%	2.2%	4.5%	4.0%	0.5%	4.5%		4.46%
Jan 2020	6.7%	4.1%	6.3%	3.9%	6.2%	5.4%	5.8%	6.8%	4.8%	2.3%	5.0%	4.5%	0.5%	5.0%		5.01%
2019	6.1%	4.1%	5.9%	3.3%	5.3%	4.1%	5.0%	5.7%	4.4%		4.7%	4.3%	0.5%	4.7%		4.7%
Dec 2019	6.3%	4.4%	6.6%	3.6%	6.4%	5.0%	5.9%	7.2%	4.6%		5.4%	4.8%	0.6%	5.4%		5.36%
Nov 2019	5.7%	3.5%	5.3%	3.8%	4.6%	3.7%	5.3%	6.2%	4.3%		4.6%	4.1%	0.5%	4.6%		4.64%
Oct 2019	4.7%	3.6%	5.6%	3.3%	5.0%	3.3%	5.9%	5.7%	4.2%		4.4%	4.0%	0.5%	4.4%		4.44%
Sep 2019	6.0%	4.0%	5.4%	3.9%	5.4%	3.0%	6.3%	5.6%	4.6%		4.8%	4.3%	0.5%	4.8%		4.81%
Aug 2019	6.3%	4.0%	6.7%	3.3%	5.4%	4.1%	5.9%	5.9%	4.5%		4.8%	4.4%	0.4%	4.8%		4.82%
Jul 2019	6.7%	4.1%	6.6%	3.2%	5.0%	4.4%	4.0%	5.7%	4.3%		4.8%	4.4%	0.4%	4.8%		4.82%
Jun 2019	6.4%	3.9%	6.3%	2.9%	4.7%	4.9%	5.4%	5.6%	3.9%		4.6%	4.2%	0.4%	4.6%		4.62%
May 2019	5.8%	3.6%	6.3%	3.1%	4.9%	4.8%	5.2%	5.1%	3.0%		4.4%	4.0%	0.4%	4.4%		4.39%
Apr 2019	5.6%	4.0%	5.8%	2.8%	4.9%	3.6%	5.0%	5.5%	3.7%		4.4%	4.0%	0.4%	4.4%		4.40%
Mar 2019	6.4%	4.5%	6.1%	2.8%	5.3%	3.3%	4.1%	5.0%	4.8%		4.6%	4.2%	0.4%	4.6%		4.63%
Feb 2019	6.2%	4.1%	5.5%	3.2%	5.6%	5.1%	3.6%	5.5%	3.7%		4.6%	4.1%	0.6%	4.6%		4.61%
Jan 2019	7.5%	5.3%	4.2%	3.2%	6.0%	4.5%	4.0%	5.3%	6.2%		5.2%	4.7%	0.5%	5.2%		5.17%

