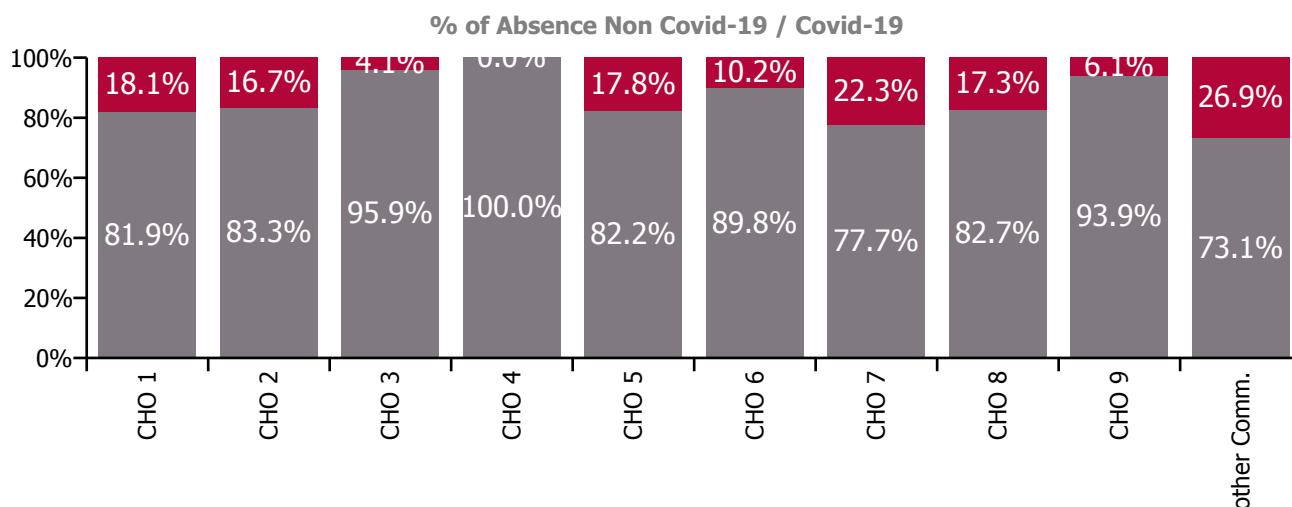
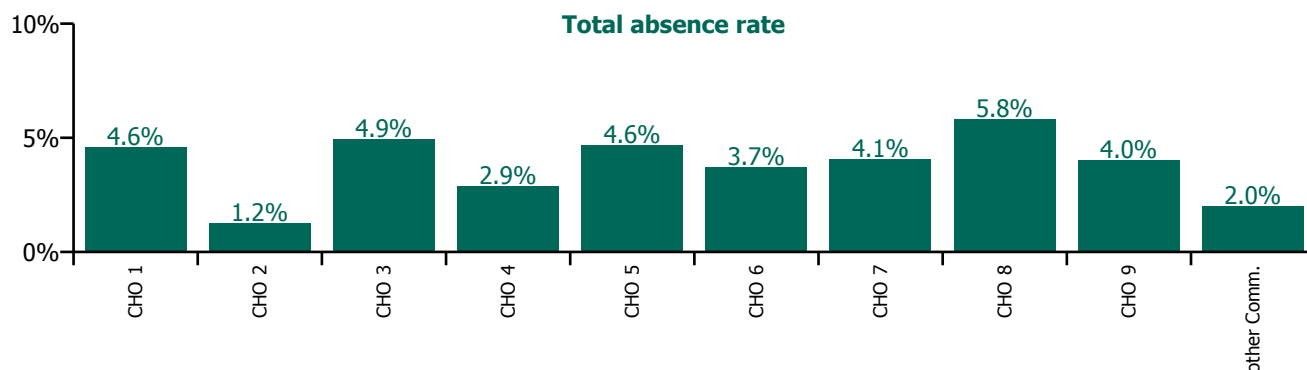


## May 2021

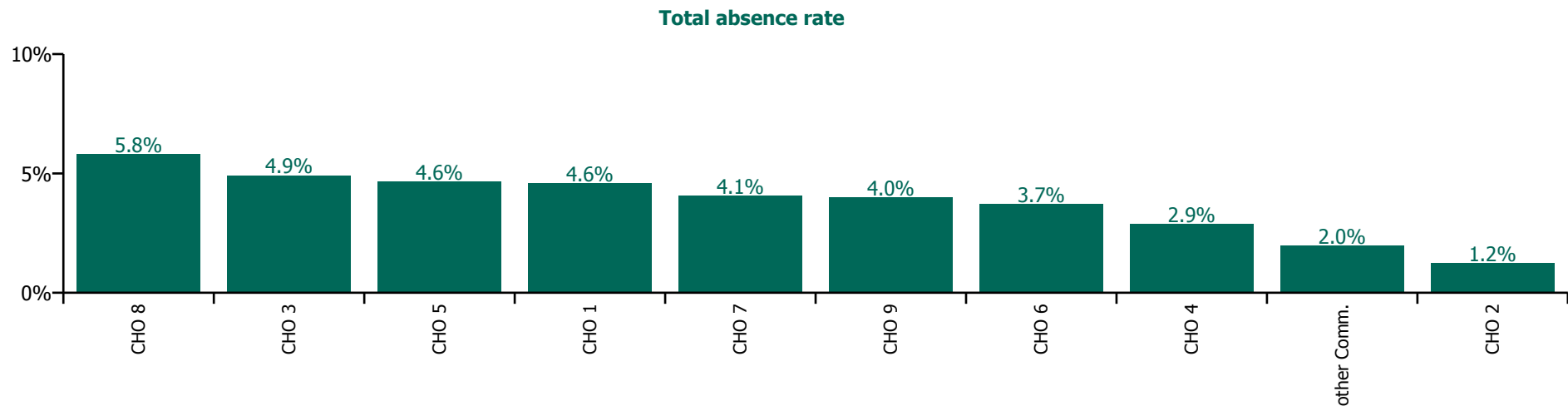
Health Service Absence Rate - by Staff Category: May 2021	Certified absence	Self-certified absence	Non Covid-19 absence	Covid-19 absence	Total absence rate	% Non Covid-19 absence	% Covid-19 absence
<b>Mental Health</b>	<b>2.9%</b>	<b>0.3%</b>	<b>3.2%</b>	<b>0.6%</b>	<b>3.7%</b>	<b>85.2%</b>	<b>14.8%</b>
Medical & Dental	0.7%	0.0%	0.7%	0.1%	0.8%	90.9%	9.1%
Nursing & Midwifery	3.3%	0.4%	3.7%	0.7%	4.5%	83.4%	16.6%
Health & Social Care Professionals	2.7%	0.1%	2.8%	0.1%	2.9%	95.9%	4.1%
Management & Administrative	1.8%	0.1%	1.9%	0.1%	2.0%	95.6%	4.4%
General Support	3.7%	0.4%	4.1%	0.5%	4.6%	88.9%	11.1%
Patient & Client Care	3.6%	0.4%	3.9%	1.1%	5.0%	78.7%	21.3%

Health Service Absence Rate - Care Group by CHO: May 2021	Certified absence	Self-certified absence	Non Covid-19 absence	Covid-19 absence	Total absence rate	% Non Covid-19 absence	% Covid-19 absence
<b>Mental Health</b>	<b>2.9%</b>	<b>0.3%</b>	<b>3.2%</b>	<b>0.6%</b>	<b>3.7%</b>	<b>85.2%</b>	<b>14.8%</b>
CHO 1	3.6%	0.2%	3.7%	0.8%	4.6%	81.9%	18.1%
CHO 2	1.0%	0.0%	1.0%	0.2%	1.2%	83.3%	16.7%
CHO 3	4.3%	0.4%	4.7%	0.2%	4.9%	95.9%	4.1%
CHO 4	2.7%	0.2%	2.9%	0.0%	2.9%	100.0%	0.0%
CHO 5	3.6%	0.3%	3.8%	0.8%	4.6%	82.2%	17.8%
CHO 6	3.0%	0.3%	3.3%	0.4%	3.7%	89.8%	10.2%
CHO 7	2.8%	0.4%	3.2%	0.9%	4.1%	77.7%	22.3%
CHO 8	4.4%	0.4%	4.8%	1.0%	5.8%	82.7%	17.3%
CHO 9	3.4%	0.3%	3.8%	0.2%	4.0%	93.9%	6.1%
Other Community Services	0.8%	0.6%	1.4%	0.5%	2.0%	73.1%	26.9%

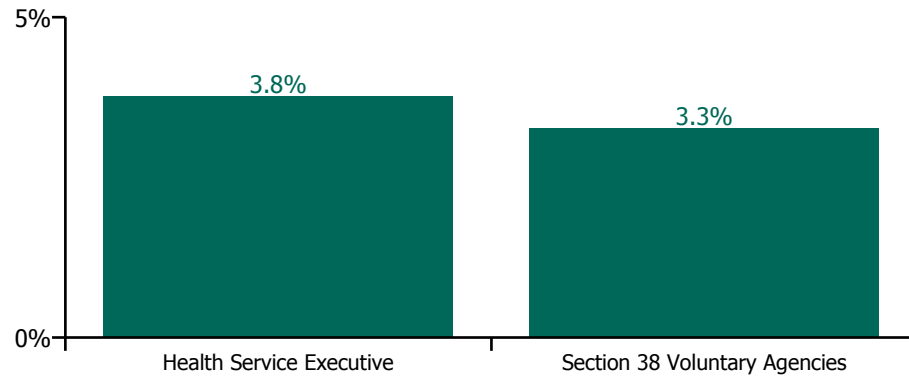


## May 2021

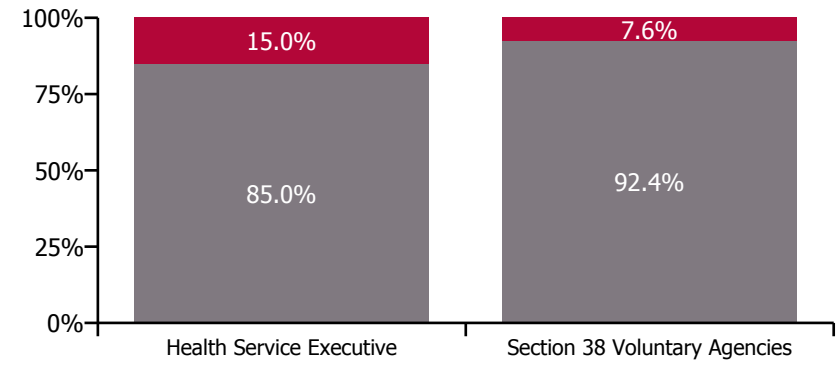
Health Service Absence Rate - by Hospital Group & Staff Category: May 2021	Medical & Dental	Nursing & Midwifery	Health & Social Care Professionals	Management & Administrative	General Support	Patient & Client Care	Certified absence	Self-certified absence	Non Covid-19 absence	Covid-19 absence	Total absence rate
<b>Mental Health</b>	<b>0.8%</b>	<b>4.5%</b>	<b>2.9%</b>	<b>2.0%</b>	<b>4.6%</b>	<b>5.0%</b>	<b>2.9%</b>	<b>0.3%</b>	<b>3.2%</b>	<b>0.6%</b>	<b>3.7%</b>
CHO 1	1.4%	5.3%	3.6%	3.0%	5.7%	5.7%	3.6%	0.2%	3.7%	0.8%	4.6%
CHO 2	0.0%	1.4%	1.4%	1.2%	2.5%	1.2%	1.0%	0.0%	1.0%	0.2%	1.2%
CHO 3	0.2%	6.4%	2.9%	4.7%	0.1%	7.0%	4.3%	0.4%	4.7%	0.2%	4.9%
CHO 4	0.5%	3.0%	0.6%	0.0%	8.8%	5.6%	2.7%	0.2%	2.9%	0.0%	2.9%
CHO 5	0.4%	5.2%	2.2%	2.8%	4.6%	9.6%	3.6%	0.3%	3.8%	0.8%	4.6%
CHO 6	0.3%	4.2%	3.1%	3.5%	9.3%	3.4%	3.0%	0.3%	3.3%	0.4%	3.7%
CHO 7	1.0%	4.2%	4.1%	2.7%	11.2%	6.3%	2.8%	0.4%	3.2%	0.9%	4.1%
CHO 8	1.6%	6.4%	5.0%	3.6%	4.7%	8.7%	4.4%	0.4%	4.8%	1.0%	5.8%
CHO 9	1.5%	4.8%	3.5%	2.7%	3.2%	4.8%	3.4%	0.3%	3.8%	0.2%	4.0%
Other Community Services	0.0%	3.2%	0.0%	0.3%	4.8%	3.0%	0.8%	0.6%	1.4%	0.5%	2.0%



**Total absence rate**



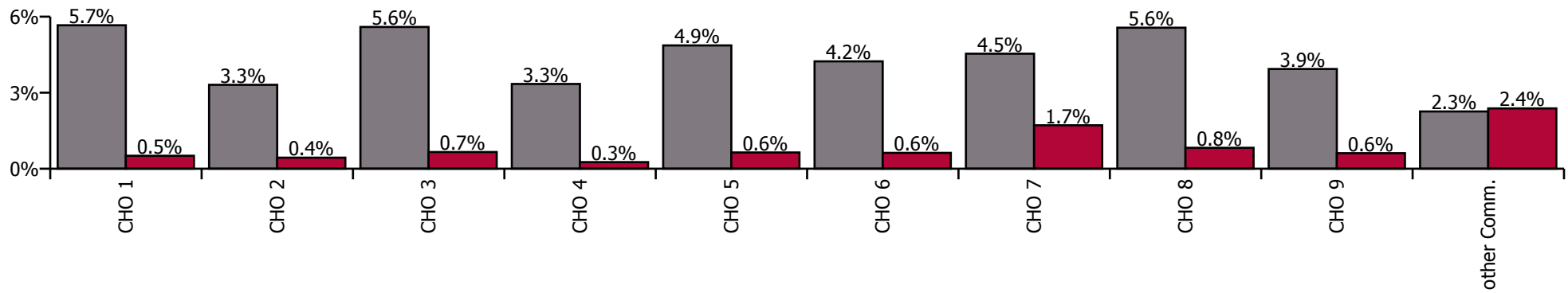
**Non Covid-19 & Covid-19 Absence**



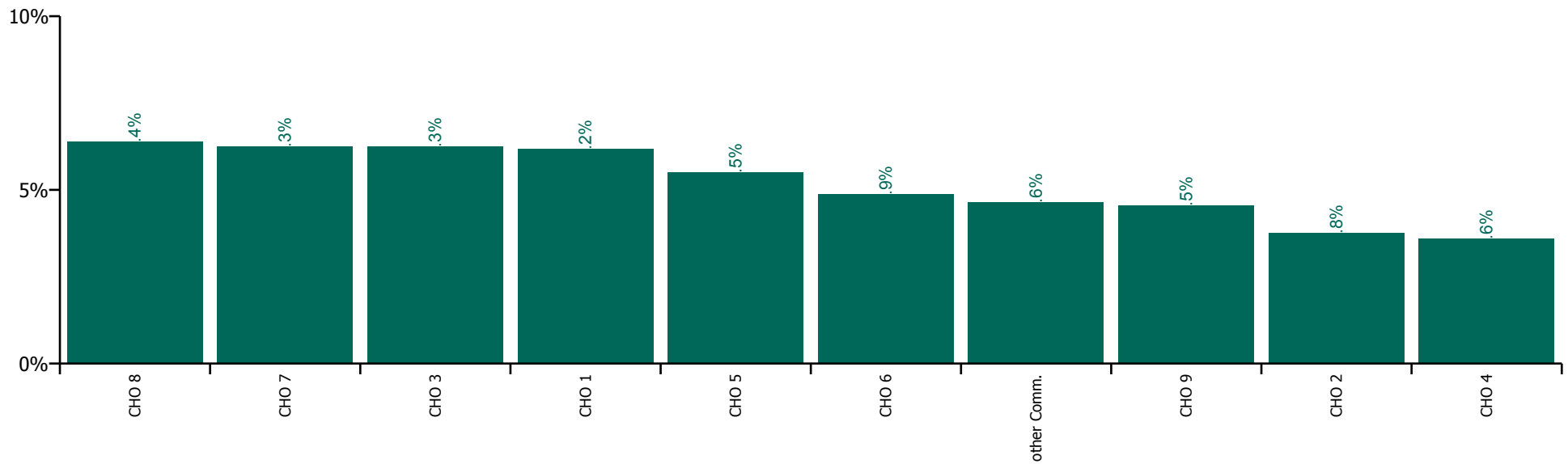
## May 2021

Health Service Absence Rate by Hospital: May 2021	Medical & Dental	Nursing & Midwifery	Health & Social Care Professionals	Management & Administrative	General Support	Patient & Client Care	Certified absence	Self-certified absence	Non Covid-19 absence	Covid-19 absence	Total absence rate
<b>Mental Health</b>	<b>2.2%</b>	<b>5.7%</b>	<b>3.8%</b>	<b>3.9%</b>	<b>6.2%</b>	<b>5.9%</b>	<b>3.9%</b>	<b>0.4%</b>	<b>4.3%</b>	<b>0.7%</b>	<b>5.0%</b>
Health Service Executive	3.1%	6.5%	4.9%	6.0%	7.3%	8.0%	5.3%	0.4%	5.7%	0.5%	6.2%
<b>CHO 1</b>	<b>3.1%</b>	<b>6.5%</b>	<b>4.9%</b>	<b>6.0%</b>	<b>7.3%</b>	<b>8.0%</b>	<b>5.3%</b>	<b>0.4%</b>	<b>5.7%</b>	<b>0.5%</b>	<b>6.2%</b>
Health Service Executive	1.0%	4.7%	3.3%	3.1%	3.0%	3.5%	3.1%	0.2%	3.3%	0.4%	3.8%
<b>CHO 2</b>	<b>1.0%</b>	<b>4.7%</b>	<b>3.3%</b>	<b>3.1%</b>	<b>3.0%</b>	<b>3.5%</b>	<b>3.1%</b>	<b>0.2%</b>	<b>3.3%</b>	<b>0.4%</b>	<b>3.8%</b>
Health Service Executive	3.6%	7.6%	3.7%	5.2%	5.8%	7.5%	5.2%	0.4%	5.6%	0.7%	6.3%
<b>CHO 3</b>	<b>3.6%</b>	<b>7.6%</b>	<b>3.7%</b>	<b>5.2%</b>	<b>5.8%</b>	<b>7.5%</b>	<b>5.2%</b>	<b>0.4%</b>	<b>5.6%</b>	<b>0.7%</b>	<b>6.3%</b>
Health Service Executive	1.6%	4.2%	2.8%	2.8%	4.4%	3.6%	3.0%	0.4%	3.3%	0.3%	3.6%
<b>CHO 4</b>	<b>1.6%</b>	<b>4.2%</b>	<b>2.8%</b>	<b>2.8%</b>	<b>4.4%</b>	<b>3.6%</b>	<b>3.0%</b>	<b>0.4%</b>	<b>3.3%</b>	<b>0.3%</b>	<b>3.6%</b>
Health Service Executive	2.5%	5.7%	4.8%	5.0%	6.3%	6.3%	4.4%	0.5%	4.9%	0.6%	5.5%
<b>CHO 5</b>	<b>2.5%</b>	<b>5.7%</b>	<b>4.8%</b>	<b>5.0%</b>	<b>6.3%</b>	<b>6.3%</b>	<b>4.4%</b>	<b>0.5%</b>	<b>4.9%</b>	<b>0.6%</b>	<b>5.5%</b>
Health Service Executive	1.8%	6.1%	5.3%	4.1%	8.3%	5.0%	4.4%	0.5%	4.9%	0.8%	5.7%
Section 38 Voluntary Agencies	1.5%	4.0%	4.2%	3.9%	8.2%	0.9%	2.8%	0.5%	3.3%	0.5%	3.7%
<b>CHO 6</b>	<b>1.6%</b>	<b>5.6%</b>	<b>4.5%</b>	<b>4.0%</b>	<b>8.3%</b>	<b>4.9%</b>	<b>3.7%</b>	<b>0.5%</b>	<b>4.2%</b>	<b>0.6%</b>	<b>4.9%</b>
Health Service Executive	2.3%	7.1%	4.2%	7.2%	12.0%	11.4%	4.2%	0.3%	4.5%	1.7%	6.3%
<b>CHO 7</b>	<b>2.3%</b>	<b>7.1%</b>	<b>4.2%</b>	<b>7.2%</b>	<b>12.0%</b>	<b>11.4%</b>	<b>4.2%</b>	<b>0.3%</b>	<b>4.5%</b>	<b>1.7%</b>	<b>6.3%</b>
Health Service Executive	2.2%	6.8%	4.6%	5.4%	8.8%	8.8%	5.0%	0.5%	5.6%	0.8%	6.4%
<b>CHO 8</b>	<b>2.2%</b>	<b>6.8%</b>	<b>4.6%</b>	<b>5.4%</b>	<b>8.8%</b>	<b>8.8%</b>	<b>5.0%</b>	<b>0.5%</b>	<b>5.6%</b>	<b>0.8%</b>	<b>6.4%</b>
Health Service Executive	3.1%	4.9%	3.6%	5.5%	6.3%	5.2%	3.7%	0.3%	4.1%	0.7%	4.7%
Section 38 Voluntary Agencies	2.2%	3.5%	2.1%	3.3%	5.4%	3.3%	3.0%	0.4%	3.4%	0.3%	3.7%
<b>CHO 9</b>	<b>3.1%</b>	<b>4.6%</b>	<b>3.5%</b>	<b>5.0%</b>	<b>6.0%</b>	<b>5.1%</b>	<b>3.6%</b>	<b>0.4%</b>	<b>3.9%</b>	<b>0.6%</b>	<b>4.5%</b>
<b>Other Community Services</b>	<b>1.8%</b>	<b>7.1%</b>	<b>1.5%</b>	<b>0.5%</b>	<b>5.0%</b>	<b>11.4%</b>	<b>1.8%</b>	<b>0.4%</b>	<b>2.3%</b>	<b>2.4%</b>	<b>4.6%</b>

Non Covid-19 / Covid-19 absence rates



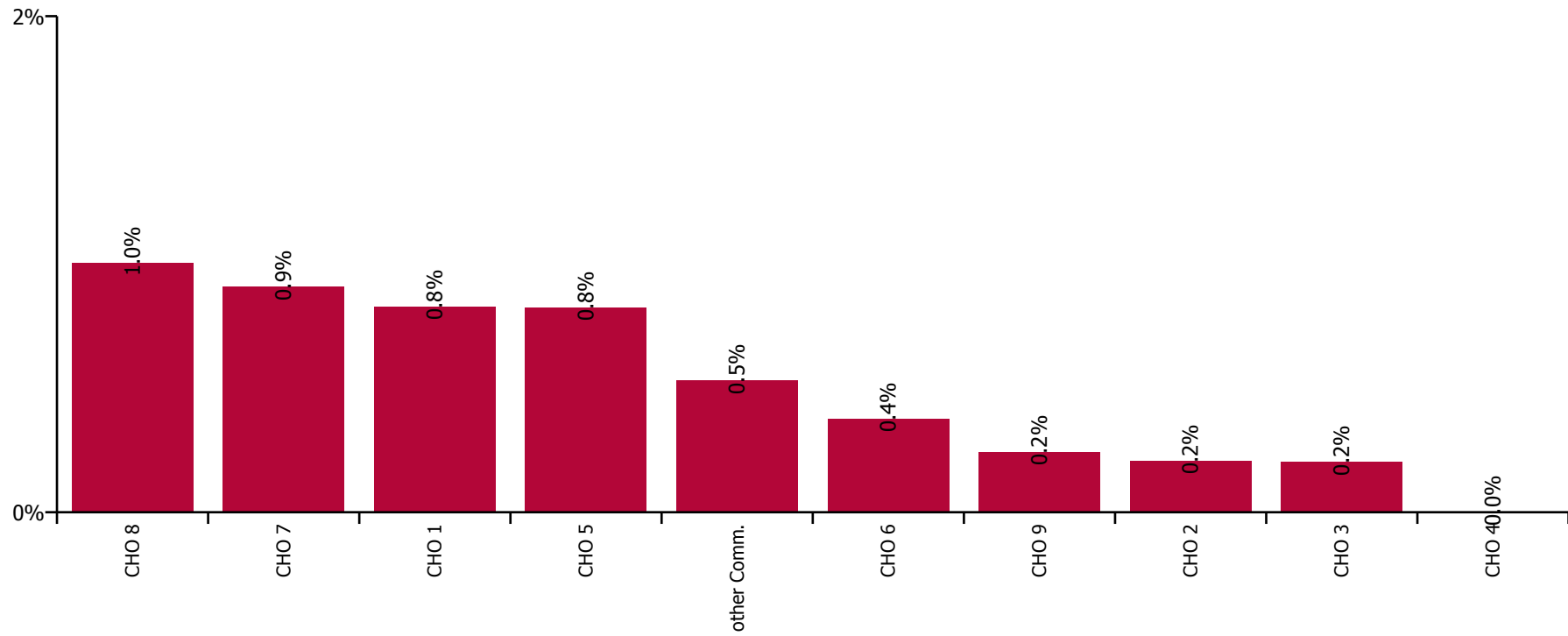
Total absence rate



## May 2021

Health Service Covid-19 Absence Rate - by Staff Category & Hospital: May 2021	Medical & Dental	Nursing & Midwifery	Health & Social Care Professionals	Management & Administrative	General Support	Patient & Client Care	Covid-19 absence	Non Covid-19 absence	Total absence rate
<b>Mental Health</b>	<b>0.1%</b>	<b>0.7%</b>	<b>0.1%</b>	<b>2.0%</b>	<b>0.5%</b>	<b>1.1%</b>	<b>0.6%</b>	<b>3.2%</b>	<b>3.7%</b>
Health Service Executive	0.7%	1.2%	0.0%	3.0%	1.5%	0.0%	0.8%	3.7%	4.6%
<b>CHO 1</b>	<b>0.7%</b>	<b>1.2%</b>	<b>0.0%</b>	<b>3.0%</b>	<b>1.5%</b>	<b>0.0%</b>	<b>0.8%</b>	<b>3.7%</b>	<b>4.6%</b>
Health Service Executive	0.0%	0.4%	0.0%	1.2%	0.0%	0.0%	0.2%	1.0%	1.2%
<b>CHO 2</b>	<b>0.0%</b>	<b>0.4%</b>	<b>0.0%</b>	<b>1.2%</b>	<b>0.0%</b>	<b>0.0%</b>	<b>0.2%</b>	<b>1.0%</b>	<b>1.2%</b>
Health Service Executive	0.0%	0.3%	0.0%	4.7%	0.0%	0.3%	0.2%	4.7%	4.9%
<b>CHO 3</b>	<b>0.0%</b>	<b>0.3%</b>	<b>0.0%</b>	<b>4.7%</b>	<b>0.0%</b>	<b>0.3%</b>	<b>0.2%</b>	<b>4.7%</b>	<b>4.9%</b>
Health Service Executive	0.0%	0.0%	0.0%	0.0%	0.0%	0.0%	0.0%	2.9%	2.9%
<b>CHO 4</b>	<b>0.0%</b>	<b>0.0%</b>	<b>0.0%</b>	<b>0.0%</b>	<b>0.0%</b>	<b>0.0%</b>	<b>0.0%</b>	<b>2.9%</b>	<b>2.9%</b>
Health Service Executive	0.0%	0.9%	0.3%	2.8%	0.1%	4.3%	0.8%	3.8%	4.6%
<b>CHO 5</b>	<b>0.0%</b>	<b>0.9%</b>	<b>0.3%</b>	<b>2.8%</b>	<b>0.1%</b>	<b>4.3%</b>	<b>0.8%</b>	<b>3.8%</b>	<b>4.6%</b>
Health Service Executive	0.0%	0.8%	0.0%	3.0%	0.0%	0.0%	0.4%	3.6%	4.0%
Section 38 Voluntary Agencies	0.0%	0.0%	1.0%	3.8%	0.0%	0.0%	0.3%	2.9%	3.2%
<b>CHO 6</b>	<b>0.0%</b>	<b>0.6%</b>	<b>0.6%</b>	<b>3.5%</b>	<b>0.0%</b>	<b>0.0%</b>	<b>0.4%</b>	<b>3.3%</b>	<b>3.7%</b>
Health Service Executive	0.0%	0.5%	0.2%	2.7%	4.8%	3.8%	0.9%	3.2%	4.1%
<b>CHO 7</b>	<b>0.0%</b>	<b>0.5%</b>	<b>0.2%</b>	<b>2.7%</b>	<b>4.8%</b>	<b>3.8%</b>	<b>0.9%</b>	<b>3.2%</b>	<b>4.1%</b>
Health Service Executive	0.0%	1.0%	0.0%	3.6%	1.9%	2.3%	1.0%	4.8%	5.8%
<b>CHO 8</b>	<b>0.0%</b>	<b>1.0%</b>	<b>0.0%</b>	<b>3.6%</b>	<b>1.9%</b>	<b>2.3%</b>	<b>1.0%</b>	<b>4.8%</b>	<b>5.8%</b>
Health Service Executive	0.0%	0.6%	0.0%	3.3%	0.0%	0.0%	0.3%	3.8%	4.1%
Section 38 Voluntary Agencies	0.0%	0.2%	0.0%	0.2%	0.0%	0.0%	0.1%	3.2%	3.3%
<b>CHO 9</b>	<b>0.0%</b>	<b>0.5%</b>	<b>0.0%</b>	<b>2.7%</b>	<b>0.0%</b>	<b>0.0%</b>	<b>0.2%</b>	<b>3.8%</b>	<b>4.0%</b>
<b>Other Community Services</b>	<b>0.0%</b>	<b>1.2%</b>	<b>0.0%</b>	<b>0.3%</b>	<b>0.0%</b>	<b>0.1%</b>	<b>0.5%</b>	<b>1.4%</b>	<b>2.0%</b>

### Covid-19 absence rate



## May 2021

Health Service Absence Rate - by Staff Category: May 2021	Certified absence	Self- certified absence	Non Covid-19 absence	Covid-19 absence	Total absence rate	% Non Covid-19 absence	% Covid-19 absence
<b>HSE Mental Health CHO 1</b>	<b>3.6%</b>	<b>0.2%</b>	<b>3.7%</b>	<b>0.8%</b>	<b>4.6%</b>	<b>81.9%</b>	<b>18.1%</b>
Medical & Dental	0.6%	0.1%	0.7%	0.7%	1.4%	47.9%	52.1%
Nursing & Midwifery	3.9%	0.2%	4.0%	1.2%	5.3%	76.9%	23.1%
Health & Social Care Professionals	3.6%	0.0%	3.6%	0.0%	3.6%	100.0%	0.0%
Management & Administrative	2.8%	0.1%	2.9%	0.1%	3.0%	97.1%	2.9%
General Support	4.1%	0.2%	4.3%	1.5%	5.7%	74.0%	26.0%
Patient & Client Care	5.2%	0.5%	5.7%	0.0%	5.7%	100.0%	0.0%

## May 2021

Health Service Absence Rate - by Staff Category: May 2021	Certified absence	Self- certified absence	Non Covid-19 absence	Covid-19 absence	Total absence rate	% Non Covid-19 absence	% Covid-19 absence
<b>HSE Mental Health CHO 2</b>	<b>1.0%</b>	<b>0.0%</b>	<b>1.0%</b>	<b>0.2%</b>	<b>1.2%</b>	<b>83.3%</b>	<b>16.7%</b>
Medical & Dental	0.0%	0.0%	0.0%	0.0%	0.0%		
Nursing & Midwifery	0.9%	0.0%	0.9%	0.4%	1.4%	68.2%	31.8%
Health & Social Care Professionals	1.4%	0.0%	1.4%	0.0%	1.4%	100.0%	0.0%
Management & Administrative	1.2%	0.0%	1.2%	0.0%	1.2%	100.0%	0.0%
General Support	2.5%	0.0%	2.5%	0.0%	2.5%	100.0%	0.0%
Patient & Client Care	1.2%	0.0%	1.2%	0.0%	1.2%	100.0%	0.0%

## May 2021

Health Service Absence Rate - by Staff Category: May 2021	Certified absence	Self- certified absence	Non Covid-19 absence	Covid-19 absence	Total absence rate	% Non Covid-19 absence	% Covid-19 absence
<b>HSE Mental Health CHO 3</b>	<b>4.3%</b>	<b>0.4%</b>	<b>4.7%</b>	<b>0.2%</b>	<b>4.9%</b>	<b>95.9%</b>	<b>4.1%</b>
Medical & Dental	0.0%	0.2%	0.2%	0.0%	0.2%	100.0%	0.0%
Nursing & Midwifery	5.4%	0.6%	6.1%	0.3%	6.4%	95.0%	5.0%
Health & Social Care Professionals	2.8%	0.2%	2.9%	0.0%	2.9%	100.0%	0.0%
Management & Administrative	4.5%	0.1%	4.6%	0.1%	4.7%	98.4%	1.6%
General Support	0.0%	0.1%	0.1%	0.0%	0.1%	100.0%	0.0%
Patient & Client Care	6.5%	0.1%	6.6%	0.3%	7.0%	95.5%	4.5%



## May 2021

Health Service Absence Rate - by Staff Category: May 2021	Certified absence	Self- certified absence	Non Covid-19 absence	Covid-19 absence	Total absence rate	% Non Covid-19 absence	% Covid-19 absence
<b>HSE Mental Health CHO 4</b>	<b>2.7%</b>	<b>0.2%</b>	<b>2.9%</b>	<b>0.0%</b>	<b>2.9%</b>	<b>100.0%</b>	<b>0.0%</b>
Medical & Dental	0.5%	0.0%	0.5%	0.0%	0.5%	100.0%	0.0%
Nursing & Midwifery	2.7%	0.3%	3.0%	0.0%	3.0%	100.0%	0.0%
Health & Social Care Professionals	0.5%	0.1%	0.6%	0.0%	0.6%	100.0%	0.0%
Management & Administrative	0.0%	0.0%	0.0%	0.0%	0.0%		
General Support	8.8%	0.0%	8.8%	0.0%	8.8%	100.0%	0.0%
Patient & Client Care	5.4%	0.2%	5.6%	0.0%	5.6%	100.0%	0.0%

## May 2021

Health Service Absence Rate - by Staff Category: May 2021	Certified absence	Self- certified absence	Non Covid-19 absence	Covid-19 absence	Total absence rate	% Non Covid-19 absence	% Covid-19 absence
<b>HSE Mental Health CHO 5</b>	<b>3.6%</b>	<b>0.3%</b>	<b>3.8%</b>	<b>0.8%</b>	<b>4.6%</b>	<b>82.2%</b>	<b>17.8%</b>
Medical & Dental	0.4%	0.0%	0.4%	0.0%	0.4%	100.0%	0.0%
Nursing & Midwifery	3.9%	0.3%	4.3%	0.9%	5.2%	82.3%	17.7%
Health & Social Care Professionals	1.9%	0.1%	2.0%	0.3%	2.2%	87.6%	12.4%
Management & Administrative	2.8%	0.0%	2.8%	0.0%	2.8%	100.0%	0.0%
General Support	4.1%	0.4%	4.5%	0.1%	4.6%	98.7%	1.3%
Patient & Client Care	5.0%	0.2%	5.3%	4.3%	9.6%	55.0%	45.0%

## May 2021

Health Service Absence Rate - by Staff Category: May 2021	Certified absence	Self- certified absence	Non Covid-19 absence	Covid-19 absence	Total absence rate	% Non Covid-19 absence	% Covid-19 absence
<b>HSE Mental Health CHO 6</b>	<b>3.0%</b>	<b>0.3%</b>	<b>3.3%</b>	<b>0.4%</b>	<b>3.7%</b>	<b>89.8%</b>	<b>10.2%</b>
Medical & Dental	0.3%	0.0%	0.3%	0.0%	0.3%	100.0%	0.0%
Nursing & Midwifery	3.3%	0.3%	3.6%	0.6%	4.2%	85.6%	14.4%
Health & Social Care Professionals	2.4%	0.1%	2.5%	0.6%	3.1%	79.6%	20.4%
Management & Administrative	3.1%	0.3%	3.5%	0.0%	3.5%	100.0%	0.0%
General Support	8.4%	0.9%	9.3%	0.0%	9.3%	100.0%	0.0%
Patient & Client Care	2.7%	0.6%	3.4%	0.0%	3.4%	100.0%	0.0%

## May 2021

Health Service Absence Rate - by Staff Category: May 2021	Certified absence	Self- certified absence	Non Covid-19 absence	Covid-19 absence	Total absence rate	% Non Covid-19 absence	% Covid-19 absence
<b>HSE Mental Health CHO 7</b>	<b>2.8%</b>	<b>0.4%</b>	<b>3.2%</b>	<b>0.9%</b>	<b>4.1%</b>	<b>77.7%</b>	<b>22.3%</b>
Medical & Dental	1.0%	0.0%	1.0%	0.0%	1.0%	100.0%	0.0%
Nursing & Midwifery	3.3%	0.3%	3.6%	0.5%	4.2%	87.5%	12.5%
Health & Social Care Professionals	3.5%	0.4%	3.9%	0.2%	4.1%	95.3%	4.7%
Management & Administrative	2.2%	0.5%	2.7%	0.1%	2.7%	97.1%	2.9%
General Support	5.5%	0.9%	6.4%	4.8%	11.2%	57.0%	43.0%
Patient & Client Care	1.9%	0.6%	2.5%	3.8%	6.3%	39.3%	60.7%

## May 2021

Health Service Absence Rate - by Staff Category: May 2021	Certified absence	Self- certified absence	Non Covid-19 absence	Covid-19 absence	Total absence rate	% Non Covid-19 absence	% Covid-19 absence
<b>HSE Mental Health CHO 8</b>	<b>4.4%</b>	<b>0.4%</b>	<b>4.8%</b>	<b>1.0%</b>	<b>5.8%</b>	<b>82.7%</b>	<b>17.3%</b>
Medical & Dental	1.5%	0.0%	1.6%	0.0%	1.6%	100.0%	0.0%
Nursing & Midwifery	4.9%	0.5%	5.4%	1.0%	6.4%	84.5%	15.5%
Health & Social Care Professionals	4.8%	0.2%	5.0%	0.0%	5.0%	100.0%	0.0%
Management & Administrative	2.7%	0.1%	2.8%	0.8%	3.6%	78.7%	21.3%
General Support	2.5%	0.3%	2.7%	1.9%	4.7%	58.7%	41.3%
Patient & Client Care	5.9%	0.5%	6.4%	2.3%	8.7%	73.3%	26.7%

## May 2021

Health Service Absence Rate - by Staff Category: May 2021	Certified absence	Self- certified absence	Non Covid-19 absence	Covid-19 absence	Total absence rate	% Non Covid-19 absence	% Covid-19 absence
<b>HSE Mental Health CHO 9</b>	<b>3.4%</b>	<b>0.3%</b>	<b>3.8%</b>	<b>0.2%</b>	<b>4.0%</b>	<b>93.9%</b>	<b>6.1%</b>
Medical & Dental	1.5%	0.0%	1.5%	0.0%	1.5%	100.0%	0.0%
Nursing & Midwifery	3.9%	0.5%	4.3%	0.5%	4.8%	89.7%	10.3%
Health & Social Care Professionals	3.3%	0.1%	3.5%	0.0%	3.5%	99.1%	0.9%
Management & Administrative	2.4%	0.3%	2.7%	0.0%	2.7%	100.0%	0.0%
General Support	2.8%	0.4%	3.2%	0.0%	3.2%	100.0%	0.0%
Patient & Client Care	4.3%	0.4%	4.8%	0.0%	4.8%	100.0%	0.0%

## May 2021

Health Service Absence Rate - by Staff Category: May 2021	Certified absence	Self- certified absence	Non Covid-19 absence	Covid-19 absence	Total absence rate	% Non Covid-19 absence	% Covid-19 absence
<b>HSE Mental Health Other Community Services</b>	<b>0.8%</b>	<b>0.6%</b>	<b>1.4%</b>	<b>0.5%</b>	<b>2.0%</b>	<b>73.1%</b>	<b>26.9%</b>
Medical & Dental	0.0%	0.0%	0.0%	0.0%	0.0%		
Nursing & Midwifery	0.8%	1.3%	2.0%	1.2%	3.2%	62.1%	37.9%
Health & Social Care Professionals	0.0%	0.0%	0.0%	0.0%	0.0%		#DIV/0
Management & Administrative	0.3%	0.0%	0.3%	0.0%	0.3%	100.0%	0.0%
General Support	4.2%	0.6%	4.8%	0.0%	4.8%	100.0%	0.0%
Patient & Client Care	2.0%	0.8%	2.8%	0.1%	3.0%	95.3%	4.7%

## May 2021

[illegible]

## May 2021

St. Vincent's, Fairview absence by Staff Category	Certified absence	Self-certified absence	Non Covid-19 absence	Covid-19 absence	Total absence rate	% Non Covid-19 absence	% Covid-19 absence
St. Vincent's, Fairview (CHO 9)	2.8%	0.4%	3.2%	0.1%	3.3%	96.4%	3.6%
Medical & Dental	0.0%	0.0%	0.0%	0.0%	0.0%		
Nursing & Midwifery	3.8%	0.4%	4.2%	0.2%	4.4%	95.7%	4.3%
Health & Social Care Professionals	0.0%	0.9%	0.9%	0.0%	0.9%	100.0%	0.0%
Management & Administrative	0.0%	0.2%	0.2%	0.0%	0.2%	100.0%	0.0%
General Support	2.8%	0.2%	3.0%	0.0%	3.0%	100.0%	0.0%
Patient & Client Care	0.0%	0.0%	0.0%	0.0%	0.0%		#DIV/0

## Mental Health

Year/ month	Medical & Dental	Nursing & Midwifery	Health & Social Care Professionals	Management & Administrative	General Support	Patient & Client Care	Certified absence	Self-certified absence	Non Covid-19 absence	Covid-19 absence	Total absence rate
<b>2021</b>	<b>1.6%</b>	<b>6.1%</b>	<b>3.5%</b>	<b>3.3%</b>	<b>5.5%</b>	<b>6.7%</b>	<b>3.3%</b>	<b>0.3%</b>	<b>3.6%</b>	<b>1.5%</b>	<b>5.1%</b>
May 2021	0.8%	4.5%	2.9%	2.0%	4.6%	5.0%	2.9%	0.3%	3.2%	0.6%	3.7%
Apr 2021	1.2%	4.8%	3.1%	2.5%	4.3%	5.3%	3.0%	0.3%	3.4%	0.6%	4.0%
Mar 2021	1.0%	5.2%	3.4%	3.2%	5.7%	6.1%	3.2%	0.4%	3.6%	0.9%	4.5%
Feb 2021	1.5%	6.4%	4.0%	4.2%	5.2%	7.2%	3.4%	0.4%	3.8%	1.6%	5.4%
Jan 2021	3.9%	9.6%	4.0%	4.6%	7.7%	9.6%	3.7%	0.2%	4.0%	3.8%	7.8%
<b>2020</b>	<b>3.0%</b>	<b>6.5%</b>	<b>4.0%</b>	<b>3.6%</b>	<b>6.6%</b>	<b>6.9%</b>	<b>3.7%</b>	<b>0.3%</b>	<b>4.1%</b>	<b>1.5%</b>	<b>5.6%</b>
Dec 2020	2.6%	6.9%	4.1%	2.8%	6.0%	6.9%	3.6%	0.3%	3.9%	1.7%	5.6%
Nov 2020	2.7%	6.4%	3.7%	2.7%	5.7%	5.6%	3.5%	0.3%	3.7%	1.3%	5.1%
Oct 2020	2.4%	6.9%	3.5%	3.0%	5.5%	5.9%	3.5%	0.3%	3.8%	1.5%	5.3%
Sep 2020	2.1%	6.4%	4.0%	3.2%	6.9%	7.3%	3.9%	0.3%	4.2%	1.2%	5.4%
Aug 2020	1.9%	5.7%	3.2%	2.9%	5.1%	7.5%	3.8%	0.3%	4.1%	0.8%	4.9%
Jul 2020	2.2%	5.0%	2.8%	2.6%	5.7%	6.6%	3.5%	0.3%	3.8%	0.7%	4.5%
Jun 2020	1.3%	5.1%	2.2%	2.7%	6.2%	6.8%	3.2%	0.3%	3.5%	0.9%	4.4%
May 2020	2.7%	7.7%	2.8%	3.7%	7.2%	8.4%	3.5%	0.2%	3.8%	2.5%	6.2%
Apr 2020	6.3%	9.5%	6.3%	5.2%	9.5%	9.7%	3.7%	0.2%	3.9%	4.4%	8.3%
Mar 2020	6.9%	8.3%	7.4%	5.5%	7.4%	8.4%	4.1%	0.4%	4.5%	3.2%	7.7%
Feb 2020	2.1%	4.6%	3.6%	4.2%	7.4%	4.8%	4.0%	0.5%	4.5%		4.5%
Jan 2020	2.1%	5.5%	4.0%	4.2%	7.2%	5.1%	4.5%	0.5%	5.0%		5.0%
<b>2019</b>	<b>1.9%</b>	<b>5.1%</b>	<b>4.1%</b>	<b>4.6%</b>	<b>6.0%</b>	<b>4.9%</b>	<b>4.3%</b>	<b>0.5%</b>	<b>4.7%</b>		<b>4.7%</b>
Dec 2019	2.6%	5.7%	4.8%	5.6%	6.7%	5.3%	4.8%	0.6%	5.4%		5.4%
Nov 2019	1.2%	5.2%	4.0%	4.7%	5.7%	4.8%	4.1%	0.5%	4.6%		4.6%
Oct 2019	2.0%	4.9%	3.8%	5.2%	5.4%	4.0%	4.0%	0.5%	4.4%		4.4%
Sep 2019	2.2%	5.4%	4.5%	5.4%	5.3%	4.0%	4.3%	0.5%	4.8%		4.8%
Aug 2019	2.3%	5.2%	4.6%	4.5%	5.6%	5.1%	4.4%	0.4%	4.8%		4.8%
Jul 2019	1.9%	5.3%	4.6%	3.7%	5.7%	5.4%	4.4%	0.4%	4.8%		4.8%
Jun 2019	1.4%	4.9%	4.5%	4.2%	5.8%	5.3%	4.2%	0.4%	4.6%		4.6%
May 2019	1.8%	4.7%	3.8%	4.3%	6.0%	4.4%	4.0%	0.4%	4.4%		4.4%
Apr 2019	2.2%	4.9%	3.6%	3.5%	6.1%	4.8%	4.0%	0.4%	4.4%		4.4%
Mar 2019	1.4%	5.0%	3.5%	4.9%	6.8%	5.1%	4.2%	0.4%	4.6%		4.6%
Feb 2019	2.1%	4.9%	4.3%	4.2%	6.3%	4.6%	4.1%	0.6%	4.6%		4.6%
Jan 2019	1.9%	5.4%	3.9%	5.7%	7.0%	5.9%	4.7%	0.5%	5.2%		5.2%

2018	2.0%	5.1%	3.5%	4.0%	6.1%	5.4%	4.2%	0.5%	4.7%		4.7%
------	------	------	------	------	------	------	------	------	------	--	------

Mental Health

Year/ month	CHO 1	CHO 2	CHO 3	CHO 4	CHO 5	CHO 6	CHO 7	CHO 8	CHO 9	other Comm.	Community Services absence rate	Certified absence	Self-certified absence	Non Covid-19 absence	Covid-19 absence	Total absence rate
2021	5.9%	3.0%	6.7%	4.4%	5.6%	5.1%	5.7%	6.6%	4.8%	4.3%	5.1%	3.3%	0.3%	3.6%	1.5%	5.1%
May 2021	4.6%	1.2%	4.9%	2.9%	4.6%	3.7%	4.1%	5.8%	4.0%	2.0%	3.7%	2.9%	0.3%	3.2%	0.6%	3.75%
Apr 2021	4.4%	2.7%	5.1%	3.3%	4.1%	3.4%	4.6%	6.4%	3.7%	2.9%	4.0%	3.0%	0.3%	3.4%	0.6%	3.98%
Mar 2021	5.3%	2.9%	6.3%	4.2%	4.6%	3.7%	5.3%	5.5%	4.0%	4.3%	4.5%	3.2%	0.4%	3.6%	0.9%	4.51%
Feb 2021	6.2%	3.7%	6.7%	4.6%	5.3%	4.5%	6.6%	6.8%	5.7%	5.1%	5.4%	3.4%	0.4%	3.8%	1.6%	5.41%
Jan 2021	9.0%	4.6%	10.5%	5.7%	9.2%	10.2%	8.2%	8.5%	6.8%	7.6%	7.8%	3.7%	0.2%	4.0%	3.8%	7.76%
2020	6.9%	4.1%	7.3%	4.1%	5.8%	4.9%	8.5%	7.6%	4.8%	4.8%	5.6%	3.7%	0.3%	4.1%	1.5%	5.6%
Dec 2020	7.0%	3.6%	5.0%	2.9%	5.9%	6.3%	7.6%	7.1%	4.2%	8.1%	5.6%	3.6%	0.3%	3.9%	1.7%	5.58%
Nov 2020	6.5%	3.7%	6.3%	3.5%	5.5%	4.4%	11.0%	5.9%	3.7%	4.6%	5.1%	3.5%	0.3%	3.7%	1.3%	5.07%
Oct 2020	6.9%	3.9%	7.2%	4.2%	6.0%	3.8%	10.9%	6.7%	3.6%	5.1%	5.3%	3.5%	0.3%	3.8%	1.5%	5.33%
Sep 2020	6.7%	4.5%	7.4%	3.8%	5.8%	4.4%	6.2%	8.3%	4.0%	4.5%	5.4%	3.9%	0.3%	4.2%	1.2%	5.44%
Aug 2020	6.2%	3.9%	7.4%	3.4%	5.3%	3.4%	6.2%	7.0%	3.5%	4.7%	4.9%	3.8%	0.3%	4.1%	0.8%	4.93%
Jul 2020	6.0%	3.5%	6.3%	3.7%	4.4%	3.1%	6.3%	6.1%	3.6%	3.8%	4.5%	3.5%	0.3%	3.8%	0.7%	4.49%
Jun 2020	5.5%	3.0%	6.9%	3.8%	5.0%	3.4%	4.7%	6.1%	3.2%	3.8%	4.4%	3.2%	0.3%	3.5%	0.9%	4.42%
May 2020	6.1%	4.4%	9.7%	5.6%	6.6%	4.3%	7.1%	8.4%	5.8%	5.5%	6.2%	3.5%	0.2%	3.8%	2.5%	6.22%
Apr 2020	8.7%	5.9%	9.9%	6.5%	7.7%	9.6%	14.2%	11.8%	7.9%	6.8%	8.3%	3.7%	0.2%	3.9%	4.4%	8.31%
Mar 2020	9.8%	6.4%	9.4%	4.2%	6.0%	6.4%	24.9%	10.2%	8.1%	5.8%	7.7%	4.1%	0.4%	4.5%	3.2%	7.66%
Feb 2020	6.2%	2.3%	5.7%	3.9%	4.8%	4.4%	6.8%	6.7%	4.7%	2.2%	4.5%	4.0%	0.5%	4.5%		4.46%
Jan 2020	6.7%	4.1%	6.3%	3.9%	6.2%	5.4%	5.8%	6.8%	4.8%	2.3%	5.0%	4.5%	0.5%	5.0%		5.01%
2019	6.1%	4.1%	5.9%	3.3%	5.3%	4.1%	5.0%	5.7%	4.4%		4.7%	4.3%	0.5%	4.7%		4.7%
Dec 2019	6.3%	4.4%	6.6%	3.6%	6.4%	5.0%	5.9%	7.2%	4.6%		5.4%	4.8%	0.6%	5.4%		5.36%
Nov 2019	5.7%	3.5%	5.3%	3.8%	4.6%	3.7%	5.3%	6.2%	4.3%		4.6%	4.1%	0.5%	4.6%		4.64%
Oct 2019	4.7%	3.6%	5.6%	3.3%	5.0%	3.3%	5.9%	5.7%	4.2%		4.4%	4.0%	0.5%	4.4%		4.44%
Sep 2019	6.0%	4.0%	5.4%	3.9%	5.4%	3.0%	6.3%	5.6%	4.6%		4.8%	4.3%	0.5%	4.8%		4.81%
Aug 2019	6.3%	4.0%	6.7%	3.3%	5.4%	4.1%	5.9%	5.9%	4.5%		4.8%	4.4%	0.4%	4.8%		4.82%
Jul 2019	6.7%	4.1%	6.6%	3.2%	5.0%	4.4%	4.0%	5.7%	4.3%		4.8%	4.4%	0.4%	4.8%		4.82%
Jun 2019	6.4%	3.9%	6.3%	2.9%	4.7%	4.9%	5.4%	5.6%	3.9%		4.6%	4.2%	0.4%	4.6%		4.62%
May 2019	5.8%	3.6%	6.3%	3.1%	4.9%	4.8%	5.2%	5.1%	3.0%		4.4%	4.0%	0.4%	4.4%		4.39%
Apr 2019	5.6%	4.0%	5.8%	2.8%	4.9%	3.6%	5.0%	5.5%	3.7%		4.4%	4.0%	0.4%	4.4%		4.40%
Mar 2019	6.4%	4.5%	6.1%	2.8%	5.3%	3.3%	4.1%	5.0%	4.8%		4.6%	4.2%	0.4%	4.6%		4.63%
Feb 2019	6.2%	4.1%	5.5%	3.2%	5.6%	5.1%	3.6%	5.5%	3.7%		4.6%	4.1%	0.6%	4.6%		4.61%
Jan 2019	7.5%	5.3%	4.2%	3.2%	6.0%	4.5%	4.0%	5.3%	6.2%		5.2%	4.7%	0.5%	5.2%		5.17%

