

# Mental Health Employment Report : FEB 2024

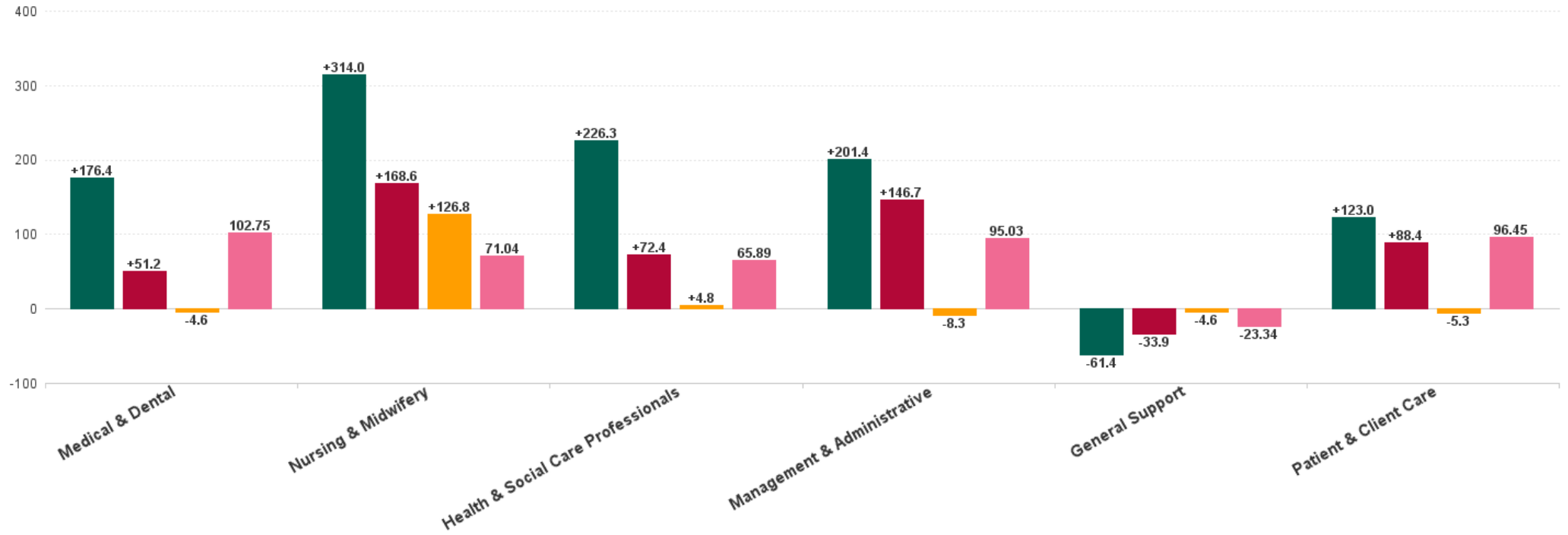
## Mental Health Employment Report by Staff Group

| FEB 2024  | WTE DEC 2019 | WTE DEC 2022  | WTE DEC 2023  | WTE JAN 2024  | WTE FEB 2024  | WTE Change 2023 | WTE Change 2024 | WTE Change JAN 2024 | WTE Change Dec 2022 to FEB 2024 | WTE Change Dec 2019 to FEB 2024 | % WTE Change Dec 2022 to FEB 2024 | No. FEB 2024  |
|---|--------------|---------------|---------------|---------------|---------------|-----------------|-----------------|---------------------|---------------------------------|---------------------------------|-----------------------------------|---------------|
| <b>Overall</b>                                  | <b>9,967</b> | <b>10,453</b> | <b>10,838</b> | <b>10,868</b> | <b>10,947</b> | <b>+385</b>     | <b>+109</b>     | <b>+78</b>          | <b>+493</b>                     | <b>+980</b>                     | <b>4.72%</b>                      | <b>11,997</b> |
| Consultants                                     | 353          | 397           | 430           | 427           | 430           | +33             | -1              | +3                  | +33                             | +77                             | 8.20%                             | 465           |
| Registrars                                      | 269          | 345           | 339           | 345           | 341           | -6              | +3              | -4                  | -3                              | +73                             | -0.95%                            | 359           |
| SHO/ Interns                                    | 261          | 267           | 297           | 292           | 290           | +30             | -7              | -2                  | +23                             | +29                             | 8.53%                             | 299           |
| Medical/ Dental, other                          | 5            | 4             | 3             | 3             | 3             | -1              | +0              | +0                  | -1                              | -2                              | -24.04%                           | 6             |
| <b>Medical &amp; Dental</b>                     | <b>888</b>   | <b>1,013</b>  | <b>1,069</b>  | <b>1,067</b>  | <b>1,064</b>  | <b>+56</b>      | <b>-5</b>       | <b>-3</b>           | <b>+51</b>                      | <b>+176</b>                     | <b>5.05%</b>                      | <b>1,129</b>  |
| Nurse/ Midwife Manager                          | 1,201        | 1,245         | 1,237         | 1,240         | 1,235         | -8              | -2              | -5                  | -10                             | +34                             | -0.81%                            | 1,284         |
| Nurse/ Midwife Specialist & AN/MP               | 460          | 631           | 734           | 731           | 734           | +104            | -0              | +3                  | +104                            | +274                            | 16.42%                            | 778           |
| Staff Nurse/ Staff Midwife                      | 3,002        | 2,948         | 2,892         | 2,912         | 2,915         | -56             | +23             | +2                  | -33                             | -88                             | -1.12%                            | 3,155         |
| <i>Pre-registration Nurse/ Midwife Intern</i>   | 25           | 26            | 14            | 65            | 159           | -13             | +145            | +94                 | +132                            | +134                            | 501.40%                           | 324           |
| <i>Post-registration Nurse/ Midwife Student</i> | 1            |               |               |               |               |                 |                 |                     |                                 | -1                              | -100.00%                          |               |
| <i>Nursing/ Midwifery awaiting registration</i> | 57           | 39            | 56            | 19            | 13            | +17             | -42             | -5                  | -25                             | -44                             | -65.64%                           | 14            |
| Nursing/ Midwifery Student                      | 83           | 65            | 69            | 84            | 172           | +4              | +103            | +88                 | +107                            | +89                             | 164.22%                           | 338           |
| Nursing/ Midwifery other                        | 32           | 34            | 33            | 36            | 35            | -2              | +3              | -0                  | +1                              | +4                              | 3.05%                             | 39            |
| <b>Nursing &amp; Midwifery</b>                  | <b>4,778</b> | <b>4,924</b>  | <b>4,965</b>  | <b>5,003</b>  | <b>5,092</b>  | <b>+42</b>      | <b>+127</b>     | <b>+89</b>          | <b>+169</b>                     | <b>+314</b>                     | <b>3.42%</b>                      | <b>5,594</b>  |
| Therapy Professions                             | 420          | 435           | 444           | 442           | 436           | +9              | -8              | -6                  | +0                              | +15                             | 0.08%                             | 493           |
| Social Care                                     | 74           | 72            | 63            | 63            | 62            | -9              | -2              | -2                  | -10                             | -12                             | -14.40%                           | 70            |
| Social Workers                                  | 350          | 414           | 431           | 431           | 436           | +17             | +5              | +5                  | +22                             | +86                             | 5.39%                             | 479           |
| Psychologists                                   | 394          | 448           | 467           | 468           | 474           | +20             | +7              | +7                  | +26                             | +80                             | 5.89%                             | 522           |
| Pharmacy  | 19           | 19            | 25            | 25            | 24            | +6              | -1              | -0                  | +5                              | +6                              | 25.44%                            | 32            |
| H&SC, Other                                     | 107          | 130           | 155           | 154           | 159           | +25             | +4              | +5                  | +29                             | +52                             | 22.11%                            | 182           |
| <b>Health &amp; Social Care Professionals</b>   | <b>1,364</b> | <b>1,518</b>  | <b>1,586</b>  | <b>1,583</b>  | <b>1,591</b>  | <b>+68</b>      | <b>+5</b>       | <b>+7</b>           | <b>+72</b>                      | <b>+226</b>                     | <b>4.77%</b>                      | <b>1,778</b>  |
| Management (VIII & above)                       | 58           | 75            | 73            | 73            | 73            | -1              | -0              | +0                  | -1                              | +15                             | -1.86%                            | 74            |
| Administrative/ Supervisory (V to VII)          | 238          | 287           | 329           | 328           | 329           | +42             | +0              | +1                  | +42                             | +91                             | 14.52%                            | 344           |
| Clerical (III & IV)                             | 717          | 707           | 821           | 817           | 813           | +115            | -8              | -4                  | +106                            | +96                             | 15.06%                            | 899           |
| <b>Management &amp; Administrative</b>          | <b>1,014</b> | <b>1,068</b>  | <b>1,223</b>  | <b>1,219</b>  | <b>1,215</b>  | <b>+155</b>     | <b>-8</b>       | <b>-4</b>           | <b>+147</b>                     | <b>+201</b>                     | <b>13.73%</b>                     | <b>1,317</b>  |
| Support   | 585          | 556           | 530           | 525           | 523           | -25             | -7              | -2                  | -33                             | -62                             | -5.91%                            | 594           |
| Maintenance/ Technical                          | 127          | 129           | 125           | 126           | 128           | -4              | +3              | +2                  | -1                              | +1                              | -0.82%                            | 132           |
| <b>General Support</b>                          | <b>712</b>   | <b>685</b>    | <b>655</b>    | <b>650</b>    | <b>651</b>    | <b>-29</b>      | <b>-5</b>       | <b>+0</b>           | <b>-34</b>                      | <b>-61</b>                      | <b>-4.95%</b>                     | <b>726</b>    |
| Health Care Assistants                          | 996          | 1,030         | 1,111         | 1,119         | 1,112         | +81             | +1              | -7                  | +82                             | +117                            | 7.97%                             | 1,192         |
| Care, other                                     | 216          | 216           | 229           | 227           | 222           | +13             | -7              | -4                  | +6                              | +6                              | 2.93%                             | 261           |
| <b>Patient &amp; Client Care</b>                | <b>1,212</b> | <b>1,246</b>  | <b>1,340</b>  | <b>1,346</b>  | <b>1,334</b>  | <b>+94</b>      | <b>-5</b>       | <b>-12</b>          | <b>+88</b>                      | <b>+123</b>                     | <b>7.09%</b>                      | <b>1,453</b>  |



# WTE Change by Staff Category

■ WTE change since DEC 2019 
 ■ WTE change since DEC 2022 
 ■ WTE change since DEC 2023 
 ■ WTE change since FEB 2023

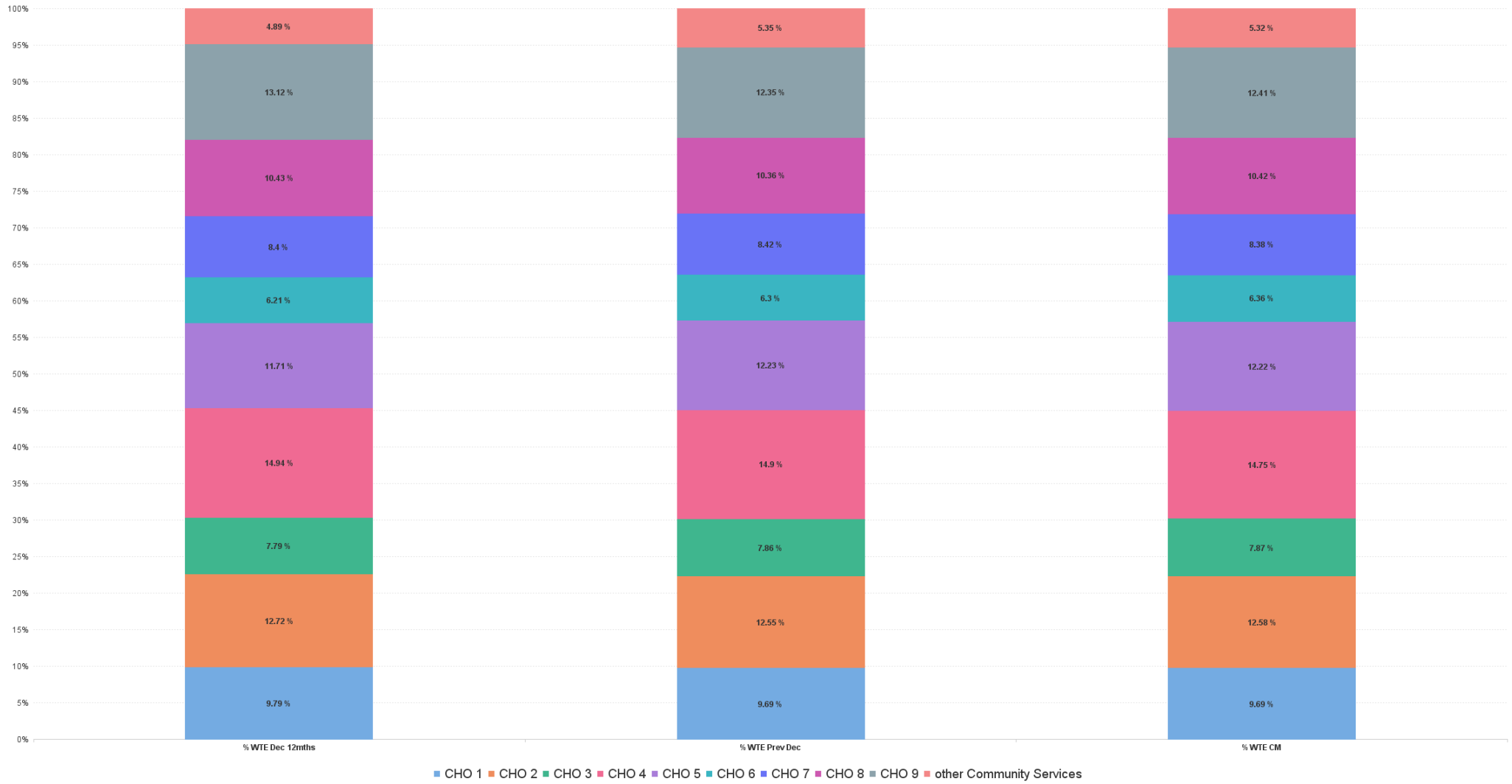


## Mental Health Report by CHO: FEB 2024

| FEB 2024                 | WTE DEC 2019 | WTE DEC 2022  | WTE DEC 2023  | WTE JAN 2024  | WTE FEB 2024  | WTE Change 2023 | WTE Change 2024 | WTE Change JAN 2024 | WTE Change Dec 2022 to FEB 2024 | WTE Change Dec 2019 to FEB 2024 | % WTE Change Dec 2022 to FEB 2024 | No. FEB 2024  |
|--------------------------|--------------|---------------|---------------|---------------|---------------|-----------------|-----------------|---------------------|---------------------------------|---------------------------------|-----------------------------------|---------------|
| <b>Overall</b>           | <b>9,967</b> | <b>10,453</b> | <b>10,838</b> | <b>10,868</b> | <b>10,947</b> | <b>+385</b>     | <b>+109</b>     | <b>+78</b>          | <b>+493</b>                     | <b>+980</b>                     | <b>4.72%</b>                      | <b>11,997</b> |
| CHO 1                    | 953          | 1,024         | 1,050         | 1,053         | 1,061         | +26             | +11             | +8                  | +38                             | +109                            | 3.66%                             | 1,143         |
| CHO 2                    | 1,308        | 1,329         | 1,361         | 1,361         | 1,377         | +31             | +16             | +16                 | +48                             | +68                             | 3.58%                             | 1,503         |
| CHO 3                    | 795          | 814           | 852           | 859           | 862           | +37             | +10             | +3                  | +48                             | +66                             | 5.86%                             | 941           |
| CHO 4                    | 1,499        | 1,562         | 1,615         | 1,617         | 1,615         | +54             | -1              | -2                  | +53                             | +116                            | 3.40%                             | 1,789         |
| CHO 5                    | 1,177        | 1,224         | 1,325         | 1,320         | 1,338         | +101            | +13             | +17                 | +113                            | +160                            | 9.25%                             | 1,477         |
| CHO 6                    | 593          | 650           | 683           | 690           | 696           | +33             | +13             | +6                  | +47                             | +104                            | 7.17%                             | 774           |
| CHO 7                    | 835          | 879           | 912           | 912           | 918           | +34             | +6              | +6                  | +39                             | +83                             | 4.46%                             | 1,011         |
| CHO 8                    | 1,098        | 1,091         | 1,123         | 1,128         | 1,140         | +32             | +18             | +12                 | +50                             | +42                             | 4.56%                             | 1,252         |
| CHO 9                    | 1,272        | 1,371         | 1,338         | 1,348         | 1,358         | -33             | +20             | +10                 | -13                             | +86                             | -0.95%                            | 1,500         |
| other Community Services | 438          | 511           | 580           | 580           | 583           | +69             | +3              | +2                  | +72                             | +145                            | 14.04%                            | 607           |



### % Total by CHO



## Mental Health Employment Report by HSE/S38: FEB 2024

| FEB 2024                      | WTE DEC 2019 | WTE DEC 2022  | WTE DEC 2023  | WTE JAN 2024  | WTE FEB 2024  | WTE Change 2023 | WTE Change 2024 | WTE Change JAN 2024 | WTE Change Dec 2022 to FEB 2024 | WTE Change Dec 2019 to FEB 2024 | % WTE Change Dec 2022 to FEB 2024 | No. FEB 2024  |
|-------------------------------|--------------|---------------|---------------|---------------|---------------|-----------------|-----------------|---------------------|---------------------------------|---------------------------------|-----------------------------------|---------------|
| <b>Overall</b>                | <b>9,967</b> | <b>10,453</b> | <b>10,838</b> | <b>10,868</b> | <b>10,947</b> | <b>+385</b>     | <b>+109</b>     | <b>+78</b>          | <b>+493</b>                     | <b>+980</b>                     | <b>4.72%</b>                      | <b>11,997</b> |
| Health Service Executive      | 9,526        | 10,023        | 10,443        | 10,471        | 10,551        | +421            | +107            | +79                 | +528                            | +1,025                          | 5.27%                             | 11,534        |
| Section 38 Voluntary Agencies | 441          | 431           | 395           | 397           | 396           | -36             | +1              | -1                  | -35                             | -45                             | -8.09%                            | 463           |



## Mental Health Employment Report by HSE: FEB 2024

| FEB 2024                                      | WTE DEC 2019 | WTE DEC 2022  | WTE DEC 2023  | WTE JAN 2024  | WTE FEB 2024  | WTE Change 2023 | WTE Change 2024 | WTE Change JAN 2024 | WTE Change Dec 2022 to FEB 2024 | WTE Change Dec 2019 to FEB 2024 | % WTE Change Dec 2022 to FEB 2024 | No. FEB 2024  |
|---|--------------|---------------|---------------|---------------|---------------|-----------------|-----------------|---------------------|---------------------------------|---------------------------------|-----------------------------------|---------------|
| <b>Total HSE</b>                              | <b>9,526</b> | <b>10,023</b> | <b>10,443</b> | <b>10,471</b> | <b>10,551</b> | <b>+421</b>     | <b>+107</b>     | <b>+79</b>          | <b>+528</b>                     | <b>+1,025</b>                   | <b>5.27%</b>                      | <b>11,534</b> |
| Consultants                                   | 333          | 372           | 401           | 398           | 400           | +29             | -1              | +3                  | +29                             | +68                             | 7.70%                             | 432           |
| Registrars                                    | 250          | 325           | 322           | 326           | 323           | -3              | +1              | -3                  | -2                              | +73                             | -0.56%                            | 338           |
| SHO/ Interns                                  | 255          | 260           | 288           | 286           | 284           | +28             | -4              | -2                  | +24                             | +29                             | 9.14%                             | 293           |
| Medical/ Dental, other                        | 5            | 4             | 3             | 3             | 3             | -1              | +0              | +0                  | -1                              | -2                              | -24.04%                           | 6             |
| <b>Medical &amp; Dental</b>                   | <b>843</b>   | <b>961</b>    | <b>1,014</b>  | <b>1,012</b>  | <b>1,010</b>  | <b>+53</b>      | <b>-4</b>       | <b>-2</b>           | <b>+50</b>                      | <b>+167</b>                     | <b>5.17%</b>                      | <b>1,069</b>  |
| Nurse/ Midwife Manager                        | 1,163        | 1,211         | 1,206         | 1,207         | 1,203         | -6              | -2              | -4                  | -8                              | +40                             | -0.68%                            | 1,251         |
| Nurse/ Midwife Specialist & AN/MP             | 453          | 620           | 721           | 718           | 721           | +101            | -0              | +3                  | +101                            | +268                            | 16.29%                            | 763           |
| Staff Nurse/ Staff Midwife                    | 2,879        | 2,838         | 2,820         | 2,840         | 2,842         | -19             | +22             | +3                  | +4                              | -37                             | 0.13%                             | 3,076         |
| Nursing/ Midwifery awaiting registration      | 57           | 38            | 56            | 19            | 13            | +18             | -42             | -5                  | -24                             | -44                             | -64.73%                           | 14            |
| Post-registration Nurse/ Midwife Student      | 1            |               |               |               |               |                 |                 |                     |                                 | -1                              | -100.00%                          |               |
| Pre-registration Nurse/ Midwife Intern        | 18           | 18            | 7             | 59            | 152           | -11             | +145            | +94                 | +134                            | +134                            | 727.43%                           | 311           |
| Nursing/ Midwifery Student                    | 76           | 56            | 63            | 77            | 166           | +7              | +103            | +88                 | +109                            | +90                             | 195.00%                           | 325           |
| Nursing/ Midwifery other                      | 29           | 32            | 33            | 36            | 34            | +1              | +2              | -1                  | +3                              | +5                              | 8.00%                             | 38            |
| <b>Nursing &amp; Midwifery</b>                | <b>4,601</b> | <b>4,758</b>  | <b>4,842</b>  | <b>4,878</b>  | <b>4,966</b>  | <b>+84</b>      | <b>+125</b>     | <b>+88</b>          | <b>+209</b>                     | <b>+366</b>                     | <b>4.38%</b>                      | <b>5,453</b>  |
| Therapy Professions                           | 389          | 407           | 420           | 418           | 411           | +13             | -9              | -7                  | +4                              | +22                             | 0.96%                             | 460           |
| Social Care                                   | 48           | 44            | 39            | 39            | 37            | -5              | -2              | -2                  | -7                              | -11                             | -14.83%                           | 44            |
| Social Workers                                | 331          | 394           | 410           | 412           | 417           | +17             | +6              | +5                  | +23                             | +86                             | 5.88%                             | 458           |
| Psychologists                                 | 379          | 423           | 440           | 441           | 448           | +17             | +7              | +7                  | +24                             | +69                             | 5.75%                             | 490           |
| Pharmacy                                      | 17           | 17            | 23            | 22            | 22            | +5              | -1              | -0                  | +4                              | +5                              | 25.20%                            | 29            |
| H&SC, Other                                   | 102          | 130           | 148           | 151           | 156           | +18             | +8              | +5                  | +26                             | +53                             | 19.91%                            | 178           |
| <b>Health &amp; Social Care Professionals</b> | <b>1,265</b> | <b>1,415</b>  | <b>1,481</b>  | <b>1,483</b>  | <b>1,490</b>  | <b>+66</b>      | <b>+9</b>       | <b>+7</b>           | <b>+75</b>                      | <b>+225</b>                     | <b>5.31%</b>                      | <b>1,659</b>  |
| Management (VIII & above)                     | 56           | 73            | 70            | 70            | 70            | -2              | -0              | +0                  | -2                              | +14                             | -3.29%                            | 71            |
| Administrative/ Supervisory (V to VII)        | 217          | 264           | 308           | 307           | 308           | +45             | -1              | +1                  | +44                             | +91                             | 16.71%                            | 319           |
| Clerical (III & IV)                           | 673          | 670           | 781           | 776           | 772           | +111            | -9              | -4                  | +102                            | +99                             | 15.15%                            | 847           |
| <b>Management &amp; Administrative</b>        | <b>946</b>   | <b>1,006</b>  | <b>1,160</b>  | <b>1,153</b>  | <b>1,150</b>  | <b>+153</b>     | <b>-10</b>      | <b>-4</b>           | <b>+143</b>                     | <b>+204</b>                     | <b>14.23%</b>                     | <b>1,237</b>  |
| Support                                       | 547          | 523           | 501           | 495           | 493           | -22             | -7              | -1                  | -29                             | -54                             | -5.61%                            | 553           |
| Maintenance/ Technical                        | 121          | 123           | 118           | 119           | 121           | -5              | +3              | +2                  | -2                              | -0                              | -1.68%                            | 125           |
| <b>General Support</b>                        | <b>668</b>   | <b>646</b>    | <b>618</b>    | <b>613</b>    | <b>614</b>    | <b>-27</b>      | <b>-4</b>       | <b>+1</b>           | <b>-31</b>                      | <b>-54</b>                      | <b>-4.87%</b>                     | <b>678</b>    |
| Health Care Assistants                        | 990          | 1,024         | 1,103         | 1,107         | 1,101         | +78             | -2              | -6                  | +77                             | +111                            | 7.50%                             | 1,181         |
| Care, other                                   | 213          | 213           | 225           | 223           | 219           | +13             | -6              | -5                  | +6                              | +6                              | 2.93%                             | 257           |
| <b>Patient &amp; Client Care</b>              | <b>1,203</b> | <b>1,237</b>  | <b>1,328</b>  | <b>1,331</b>  | <b>1,320</b>  | <b>+91</b>      | <b>-8</b>       | <b>-11</b>          | <b>+83</b>                      | <b>+117</b>                     | <b>6.71%</b>                      | <b>1,438</b>  |



## Mental Health Employment Report by S38 Vols: FEB 2024

| FEB 2024                                      | WTE DEC 2019 | WTE DEC 2022 | WTE DEC 2023 | WTE JAN 2024 | WTE FEB 2024 | WTE Change 2023 | WTE Change 2024 | WTE Change JAN 2024 | WTE Change Dec 2022 to FEB 2024 | WTE Change Dec 2019 to FEB 2024 | % WTE Change Dec 2022 to FEB 2024 | No. FEB 2024 |
|---|--------------|--------------|--------------|--------------|--------------|-----------------|-----------------|---------------------|---------------------------------|---------------------------------|-----------------------------------|--------------|
| <b>Total S38 Vols</b>                         | <b>441</b>   | <b>431</b>   | <b>395</b>   | <b>397</b>   | <b>396</b>   | <b>-36</b>      | <b>+1</b>       | <b>-1</b>           | <b>-35</b>                      | <b>-45</b>                      | <b>-8.09%</b>                     | <b>463</b>   |
| Consultants                                   | 20           | 25           | 29           | 29           | 29           | +4              | +0              | -0                  | +4                              | +9                              | 15.69%                            | 33           |
| Registrars                                    | 19           | 20           | 17           | 19           | 19           | -3              | +2              | -0                  | -1                              | -0                              | -7.17%                            | 21           |
| SHO/ Interns                                  | 6            | 7            | 9            | 6            | 6            | +2              | -3              | -0                  | -1                              | +0                              | -14.29%                           | 6            |
| <b>Medical &amp; Dental</b>                   | <b>45</b>    | <b>52</b>    | <b>54</b>    | <b>55</b>    | <b>54</b>    | <b>+2</b>       | <b>-1</b>       | <b>-1</b>           | <b>+2</b>                       | <b>+9</b>                       | <b>2.92%</b>                      | <b>60</b>    |
| Nurse/ Midwife Manager                        | 38           | 34           | 32           | 32           | 32           | -2              | +0              | -0                  | -2                              | -6                              | -5.43%                            | 33           |
| Nurse/ Midwife Specialist & AN/MP             | 7            | 11           | 13           | 13           | 13           | +2              | +0              | +0                  | +3                              | +7                              | 23.88%                            | 15           |
| Staff Nurse/ Staff Midwife                    | 123          | 109          | 72           | 73           | 73           | -37             | +1              | -0                  | -37                             | -50                             | -33.53%                           | 79           |
| Nursing/ Midwifery awaiting registration      |              | 1            |              |              |              | -1              |                 |                     | -1                              |                                 | -100.00%                          |              |
| Pre-registration Nurse/ Midwife Intern        | 7            | 8            | 7            | 7            | 7            | -2              | +0              | +0                  | -2                              | -1                              | -18.75%                           | 13           |
| Nursing/ Midwifery Student                    | 7            | 9            | 7            | 7            | 7            | -3              | +0              | +0                  | -3                              | -1                              | -27.78%                           | 13           |
| Nursing/ Midwifery other                      | 3            | 3            |              |              | 1            | -3              | +1              | +1                  | -2                              | -2                              | -60.00%                           | 1            |
| <b>Nursing &amp; Midwifery</b>                | <b>177</b>   | <b>166</b>   | <b>124</b>   | <b>125</b>   | <b>126</b>   | <b>-42</b>      | <b>+2</b>       | <b>+1</b>           | <b>-40</b>                      | <b>-52</b>                      | <b>-24.13%</b>                    | <b>141</b>   |
| Therapy Professions                           | 31           | 28           | 24           | 24           | 25           | -4              | +1              | +1                  | -4                              | -7                              | -12.78%                           | 33           |
| Social Care                                   | 25           | 28           | 24           | 24           | 24           | -4              | +0              | -0                  | -4                              | -1                              | -13.73%                           | 26           |
| Social Workers                                | 20           | 20           | 20           | 19           | 19           | +0              | -1              | +0                  | -1                              | -1                              | -4.19%                            | 21           |
| Psychologists                                 | 16           | 25           | 27           | 27           | 27           | +2              | -0              | -0                  | +2                              | +11                             | 8.41%                             | 32           |
| Pharmacy                                      | 2            | 2            | 2            | 2            | 2            | +0              | +0              | +0                  | +0                              | +1                              | 27.78%                            | 3            |
| H&SC, Other                                   | 5            | 0            | 7            | 3            | 3            | +7              | -4              | +0                  | +3                              | -1                              | 616.67%                           | 4            |
| <b>Health &amp; Social Care Professionals</b> | <b>99</b>    | <b>103</b>   | <b>104</b>   | <b>100</b>   | <b>100</b>   | <b>+1</b>       | <b>-4</b>       | <b>+1</b>           | <b>-3</b>                       | <b>+1</b>                       | <b>-2.67%</b>                     | <b>119</b>   |
| Management (VIII & above)                     | 2            | 2            | 3            | 3            | 3            | +1              | +0              | +0                  | +1                              | +1                              | 50.00%                            | 3            |
| Administrative/ Supervisory (V to VII)        | 21           | 23           | 20           | 21           | 21           | -3              | +1              | -0                  | -2                              | -0                              | -9.97%                            | 25           |
| Clerical (III & IV)                           | 45           | 36           | 40           | 41           | 41           | +4              | +1              | -0                  | +5                              | -3                              | 13.30%                            | 52           |
| <b>Management &amp; Administrative</b>        | <b>68</b>    | <b>62</b>    | <b>64</b>    | <b>66</b>    | <b>65</b>    | <b>+2</b>       | <b>+2</b>       | <b>-0</b>           | <b>+4</b>                       | <b>-2</b>                       | <b>5.67%</b>                      | <b>80</b>    |
| Support                                       | 38           | 33           | 30           | 30           | 29           | -3              | -0              | -0                  | -3                              | -8                              | -10.59%                           | 41           |
| Maintenance/ Technical                        | 6            | 6            | 7            | 7            | 7            | +1              | +0              | +0                  | +1                              | +1                              | 16.67%                            | 7            |
| <b>General Support</b>                        | <b>44</b>    | <b>39</b>    | <b>37</b>    | <b>37</b>    | <b>36</b>    | <b>-2</b>       | <b>-0</b>       | <b>-0</b>           | <b>-2</b>                       | <b>-7</b>                       | <b>-6.39%</b>                     | <b>48</b>    |
| Health Care Assistants                        | 6            | 6            | 8            | 12           | 11           | +2              | +3              | -1                  | +5                              | +5                              | 90.64%                            | 11           |
| Care, other                                   | 3            | 3            | 4            | 3            | 3            | +0              | -0              | +0                  | +0                              | +1                              | 2.67%                             | 4            |
| <b>Patient &amp; Client Care</b>              | <b>9</b>     | <b>9</b>     | <b>12</b>    | <b>15</b>    | <b>14</b>    | <b>+3</b>       | <b>+3</b>       | <b>-1</b>           | <b>+5</b>                       | <b>+6</b>                       | <b>58.21%</b>                     | <b>15</b>    |



## Mental Health Employment Report by Grade Group: FEB 2024

### CHO 1

| FEB 2024  | WTE DEC 2019 | WTE DEC 2022 | WTE DEC 2023 | WTE JAN 2024 | WTE FEB 2024 | WTE Change 2023 | WTE Change 2024 | WTE Change JAN 2024 | WTE Change Dec 2022 to FEB 2024 | WTE Change Dec 2019 to FEB 2024 | % WTE Change Dec 2022 to FEB 2024 | No. FEB 2024 |
|---|--------------|--------------|--------------|--------------|--------------|-----------------|-----------------|---------------------|---------------------------------|---------------------------------|-----------------------------------|--------------|
| <b>Total CHO 1</b>                              | <b>953</b>   | <b>1024</b>  | <b>1050</b>  | <b>1053</b>  | <b>1061</b>  | <b>+26</b>      | <b>+11</b>      | <b>+8</b>           | <b>+38</b>                      | <b>+109</b>                     | <b>3.66%</b>                      | <b>1,143</b> |
| Consultants                                     | 31           | 34           | 36           | 35           | 37           | +2              | +1              | +2                  | +3                              | +6                              | 9.65%                             | 38           |
| Registrars                                      | 24           | 35           | 39           | 38           | 40           | +4              | +1              | +2                  | +5                              | +16                             | 15.53%                            | 42           |
| SHO/ Interns                                    | 25           | 21           | 23           | 23           | 22           | +2              | -1              | -1                  | +1                              | -3                              | 5.38%                             | 22           |
| <b>Medical &amp; Dental</b>                     | <b>81</b>    | <b>89</b>    | <b>98</b>    | <b>97</b>    | <b>99</b>    | <b>+9</b>       | <b>+1</b>       | <b>+2</b>           | <b>+10</b>                      | <b>+19</b>                      | <b>10.94%</b>                     | <b>102</b>   |
| Nurse/ Midwife Manager                          | 117          | 118          | 120          | 123          | 119          | +2              | -0              | -4                  | +2                              | +2                              | 1.36%                             | 124          |
| Nurse/ Midwife Specialist & AN/MP               | 67           | 91           | 101          | 99           | 101          | +9              | +0              | +2                  | +10                             | +34                             | 10.56%                            | 107          |
| Staff Nurse/ Staff Midwife                      | 297          | 294          | 288          | 290          | 294          | -6              | +6              | +4                  | +0                              | -3                              | 0.05%                             | 310          |
| <i>Nursing/ Midwifery awaiting registration</i> |              | 3            | 5            | 3            | 2            | +2              | -3              | -3                  | -1                              | +2                              | -32.89%                           | 2            |
| <i>Pre-registration Nurse/ Midwife Intern</i>   |              | 2            | 3            | 6            | 12           | +1              | +9              | +9                  | +10                             | +12                             | 552.78%                           | 24           |
| Nursing/ Midwifery Student                      |              | 5            | 8            | 9            | 14           | +3              | +6              | +5                  | +9                              | +14                             | 187.66%                           | 26           |
| Nursing/ Midwifery other                        |              | 2            | 2            | 2            | 2            | -0              | +0              | -0                  | -0                              | +2                              | -1.06%                            | 2            |
| <b>Nursing &amp; Midwifery</b>                  | <b>482</b>   | <b>510</b>   | <b>518</b>   | <b>524</b>   | <b>530</b>   | <b>+8</b>       | <b>+13</b>      | <b>+6</b>           | <b>+20</b>                      | <b>+48</b>                      | <b>3.99%</b>                      | <b>569</b>   |
| Therapy Professions                             | 36           | 40           | 41           | 41           | 40           | +1              | -1              | -1                  | -1                              | +4                              | -1.66%                            | 44           |
| Social Care                                     | 4            | 4            | 2            | 2            | 2            | -1              | +0              | +0                  | -1                              | -1                              | -38.58%                           | 3            |
| Social Workers                                  | 39           | 48           | 48           | 48           | 48           | +0              | +0              | +0                  | +1                              | +9                              | 1.30%                             | 52           |
| Psychologists                                   | 21           | 25           | 28           | 27           | 29           | +3              | +2              | +2                  | +5                              | +9                              | 19.49%                            | 32           |
| Pharmacy  | 1            | 1            | 1            | 1            | 1            | +0              | -0              | -0                  | -0                              | +0                              | -1.23%                            | 1            |
| H&SC, Other                                     | 13           | 18           | 20           | 21           | 22           | +1              | +3              | +1                  | +4                              | +9                              | 20.47%                            | 25           |
| <b>Health &amp; Social Care Professionals</b>   | <b>113</b>   | <b>136</b>   | <b>140</b>   | <b>141</b>   | <b>143</b>   | <b>+4</b>       | <b>+3</b>       | <b>+2</b>           | <b>+7</b>                       | <b>+30</b>                      | <b>5.17%</b>                      | <b>157</b>   |
| Management (VIII & above)                       | 6            | 9            | 7            | 7            | 7            | -2              | +0              | +0                  | -2                              | +1                              | -22.39%                           | 7            |
| Administrative/ Supervisory (V to VII)          | 30           | 30           | 34           | 35           | 36           | +4              | +2              | +1                  | +6                              | +6                              | 18.92%                            | 38           |
| Clerical (III & IV)                             | 85           | 89           | 95           | 93           | 92           | +5              | -3              | -1                  | +3                              | +7                              | 3.10%                             | 100          |
| <b>Management &amp; Administrative</b>          | <b>121</b>   | <b>128</b>   | <b>135</b>   | <b>135</b>   | <b>135</b>   | <b>+7</b>       | <b>-1</b>       | <b>-0</b>           | <b>+7</b>                       | <b>+14</b>                      | <b>5.10%</b>                      | <b>145</b>   |
| Support   | 62           | 58           | 60           | 59           | 57           | +2              | -3              | -2                  | -1                              | -5                              | -1.99%                            | 63           |
| Maintenance/ Technical                          | 17           | 16           | 16           | 15           | 16           | -1              | +0              | +1                  | -0                              | -1                              | -2.81%                            | 16           |
| <b>General Support</b>                          | <b>79</b>    | <b>74</b>    | <b>76</b>    | <b>74</b>    | <b>73</b>    | <b>+2</b>       | <b>-3</b>       | <b>-2</b>           | <b>-2</b>                       | <b>-6</b>                       | <b>-2.17%</b>                     | <b>79</b>    |
| Health Care Assistants                          | 66           | 75           | 74           | 73           | 74           | -1              | +1              | +1                  | -0                              | +8                              | -0.35%                            | 82           |
| Care, other                                     | 11           | 12           | 10           | 9            | 7            | -2              | -2              | -2                  | -4                              | -3                              | -36.58%                           | 9            |
| <b>Patient &amp; Client Care</b>                | <b>77</b>    | <b>86</b>    | <b>83</b>    | <b>83</b>    | <b>82</b>    | <b>-3</b>       | <b>-1</b>       | <b>-1</b>           | <b>-5</b>                       | <b>+5</b>                       | <b>-5.31%</b>                     | <b>91</b>    |





## Mental Health Employment Report by Grade Group: FEB 2024

CHO 2

| FEB 2024  | WTE DEC 2019 | WTE DEC 2022 | WTE DEC 2023 | WTE JAN 2024 | WTE FEB 2024 | WTE Change 2023 | WTE Change 2024 | WTE Change JAN 2024 | WTE Change Dec 2022 to FEB 2024 | WTE Change Dec 2019 to FEB 2024 | % WTE Change Dec 2022 to FEB 2024 | No. FEB 2024 |
|---|--------------|--------------|--------------|--------------|--------------|-----------------|-----------------|---------------------|---------------------------------|---------------------------------|-----------------------------------|--------------|
| <b>Total CHO 2</b>                              | <b>1308</b>  | <b>1329</b>  | <b>1361</b>  | <b>1361</b>  | <b>1377</b>  | <b>+31</b>      | <b>+16</b>      | <b>+16</b>          | <b>+48</b>                      | <b>+68</b>                      | <b>3.58%</b>                      | <b>1,503</b> |
| Consultants                                     | 38           | 37           | 43           | 43           | 43           | +6              | -0              | -0                  | +6                              | +5                              | 15.64%                            | 48           |
| Registrars                                      | 33           | 37           | 42           | 45           | 47           | +5              | +5              | +2                  | +10                             | +14                             | 27.23%                            | 50           |
| SHO/ Interns                                    | 35           | 39           | 37           | 32           | 33           | -2              | -4              | +1                  | -6                              | -2                              | -14.36%                           | 35           |
| Medical/ Dental, other                          | 1            | 1            |              |              |              | -1              |                 |                     | -1                              | -1                              | -100.00%                          |              |
| <b>Medical &amp; Dental</b>                     | <b>107</b>   | <b>114</b>   | <b>122</b>   | <b>120</b>   | <b>123</b>   | <b>+8</b>       | <b>+1</b>       | <b>+3</b>           | <b>+9</b>                       | <b>+16</b>                      | <b>8.12%</b>                      | <b>133</b>   |
| Nurse/ Midwife Manager                          | 146          | 142          | 151          | 151          | 151          | +8              | +0              | -0                  | +9                              | +5                              | 6.06%                             | 153          |
| Nurse/ Midwife Specialist & AN/MP               | 67           | 88           | 105          | 107          | 108          | +18             | +2              | +1                  | +20                             | +40                             | 22.79%                            | 111          |
| Staff Nurse/ Staff Midwife                      | 357          | 353          | 326          | 329          | 331          | -27             | +5              | +2                  | -22                             | -27                             | -6.35%                            | 356          |
| <i>Nursing/ Midwifery awaiting registration</i> | 5            | 7            | 15           | 4            | 2            | +8              | -13             | -13                 | -5                              | -3                              | -71.43%                           | 2            |
| <i>Pre-registration Nurse/ Midwife Intern</i>   | 0            | 4            |              | 9            | 23           | -4              | +23             | +23                 | +18                             | +22                             | 455.56%                           | 45           |
| Nursing/ Midwifery Student                      | 5            | 11           | 15           | 13           | 25           | +4              | +9              | +12                 | +13                             | +20                             | 121.72%                           | 47           |
| Nursing/ Midwifery other                        | 2            | 4            | 4            | 5            | 5            | +0              | +1              | +0                  | +1                              | +3                              | 24.50%                            | 5            |
| <b>Nursing &amp; Midwifery</b>                  | <b>577</b>   | <b>598</b>   | <b>601</b>   | <b>604</b>   | <b>619</b>   | <b>+3</b>       | <b>+17</b>      | <b>+14</b>          | <b>+21</b>                      | <b>+41</b>                      | <b>3.45%</b>                      | <b>672</b>   |
| Therapy Professions                             | 45           | 55           | 57           | 56           | 57           | +2              | +0              | +1                  | +2                              | +12                             | 4.27%                             | 64           |
| Social Care                                     | 15           | 14           | 13           | 13           | 13           | -1              | -0              | -0                  | -1                              | -2                              | -6.95%                            | 14           |
| Social Workers                                  | 41           | 44           | 47           | 49           | 49           | +3              | +3              | +1                  | +6                              | +9                              | 12.69%                            | 53           |
| Psychologists                                   | 34           | 37           | 36           | 33           | 33           | -1              | -2              | +0                  | -4                              | -0                              | -9.88%                            | 38           |
| Pharmacy  | 3            | 3            | 4            | 4            | 4            | +1              | +0              | +0                  | +1                              | +1                              | 46.80%                            | 5            |
| H&SC, Other                                     | 3            | 3            | 14           | 15           | 15           | +11             | +1              | +1                  | +12                             | +12                             | 437.81%                           | 19           |
| <b>Health &amp; Social Care Professionals</b>   | <b>140</b>   | <b>155</b>   | <b>170</b>   | <b>169</b>   | <b>171</b>   | <b>+16</b>      | <b>+1</b>       | <b>+2</b>           | <b>+17</b>                      | <b>+32</b>                      | <b>10.89%</b>                     | <b>193</b>   |
| Management (VIII & above)                       | 5            | 3            | 3            | 3            | 3            | +0              | +0              | +0                  | +0                              | -2                              | 0.00%                             | 3            |
| Administrative/ Supervisory (V to VII)          | 24           | 25           | 31           | 30           | 31           | +6              | -0              | +0                  | +5                              | +7                              | 21.58%                            | 32           |
| Clerical (III & IV)                             | 109          | 98           | 111          | 110          | 108          | +13             | -3              | -2                  | +10                             | -1                              | 10.65%                            | 120          |
| <b>Management &amp; Administrative</b>          | <b>138</b>   | <b>126</b>   | <b>145</b>   | <b>143</b>   | <b>141</b>   | <b>+19</b>      | <b>-3</b>       | <b>-1</b>           | <b>+16</b>                      | <b>+4</b>                       | <b>12.58%</b>                     | <b>155</b>   |
| Support   | 36           | 27           | 21           | 19           | 19           | -5              | -2              | +0                  | -7                              | -17                             | -27.10%                           | 22           |
| Maintenance/ Technical                          | 27           | 36           | 34           | 35           | 33           | -2              | -1              | -2                  | -3                              | +6                              | -7.85%                            | 34           |
| <b>General Support</b>                          | <b>63</b>    | <b>62</b>    | <b>56</b>    | <b>54</b>    | <b>52</b>    | <b>-7</b>       | <b>-3</b>       | <b>-2</b>           | <b>-10</b>                      | <b>-11</b>                      | <b>-16.04%</b>                    | <b>56</b>    |
| Health Care Assistants                          | 215          | 202          | 199          | 204          | 205          | -3              | +5              | +0                  | +3                              | -10                             | 1.25%                             | 215          |
| Care, other                                     | 69           | 73           | 68           | 66           | 65           | -5              | -2              | -1                  | -7                              | -4                              | -10.22%                           | 79           |
| <b>Patient &amp; Client Care</b>                | <b>284</b>   | <b>275</b>   | <b>267</b>   | <b>271</b>   | <b>270</b>   | <b>-8</b>       | <b>+3</b>       | <b>-1</b>           | <b>-5</b>                       | <b>-14</b>                      | <b>-1.79%</b>                     | <b>294</b>   |



## Mental Health Employment Report by Grade Group: FEB 2024

CHO 3

| FEB 2024                                      | WTE DEC 2019 | WTE DEC 2022 | WTE DEC 2023 | WTE JAN 2024 | WTE FEB 2024 | WTE Change 2023 | WTE Change 2024 | WTE Change JAN 2024 | WTE Change Dec 2022 to FEB 2024 | WTE Change Dec 2019 to FEB 2024 | % WTE Change Dec 2022 to FEB 2024 | No. FEB 2024 |
|---|--------------|--------------|--------------|--------------|--------------|-----------------|-----------------|---------------------|---------------------------------|---------------------------------|-----------------------------------|--------------|
| <b>Total CHO 3</b>                            | <b>795</b>   | <b>814</b>   | <b>852</b>   | <b>859</b>   | <b>862</b>   | <b>+37</b>      | <b>+10</b>      | <b>+3</b>           | <b>+48</b>                      | <b>+66</b>                      | <b>5.86%</b>                      | <b>941</b>   |
| Consultants                                   | 23           | 29           | 30           | 29           | 29           | +1              | -0              | +1                  | +0                              | +6                              | 1.34%                             | 33           |
| Registrars                                    | 18           | 15           | 22           | 28           | 27           | +7              | +5              | -1                  | +12                             | +9                              | 76.70%                            | 27           |
| SHO/ Interns                                  | 19           | 33           | 19           | 14           | 15           | -14             | -4              | +1                  | -18                             | -4                              | -55.05%                           | 15           |
| <b>Medical &amp; Dental</b>                   | <b>60</b>    | <b>78</b>    | <b>71</b>    | <b>71</b>    | <b>71</b>    | <b>-7</b>       | <b>+1</b>       | <b>+1</b>           | <b>-6</b>                       | <b>+11</b>                      | <b>-8.05%</b>                     | <b>75</b>    |
| Nurse/ Midwife Manager                        | 88           | 87           | 91           | 91           | 90           | +4              | -1              | -1                  | +3                              | +2                              | 3.44%                             | 95           |
| Nurse/ Midwife Specialist & AN/MP             | 39           | 44           | 52           | 52           | 52           | +8              | -0              | +0                  | +7                              | +13                             | 16.46%                            | 57           |
| Staff Nurse/ Staff Midwife                    | 245          | 243          | 254          | 252          | 251          | +11             | -3              | -1                  | +8                              | +5                              | 3.29%                             | 273          |
| <i>Pre-registration Nurse/ Midwife Intern</i> | 9            | 4            | 1            | 6            | 14           | -3              | +13             | +13                 | +9                              | +5                              | 214.69%                           | 27           |
| Nursing/ Midwifery Student                    | 9            | 4            | 1            | 6            | 14           | -3              | +13             | +7                  | +9                              | +5                              | 214.69%                           | 27           |
| Nursing/ Midwifery other                      |              | 1            | 1            | 1            | 1            | +0              | +0              | +0                  | +0                              | +1                              | 1.01%                             | 1            |
| <b>Nursing &amp; Midwifery</b>                | <b>381</b>   | <b>380</b>   | <b>399</b>   | <b>401</b>   | <b>407</b>   | <b>+19</b>      | <b>+8</b>       | <b>+6</b>           | <b>+28</b>                      | <b>+26</b>                      | <b>7.25%</b>                      | <b>453</b>   |
| Therapy Professions                           | 26           | 30           | 30           | 30           | 30           | -0              | -0              | -1                  | -0                              | +4                              | -1.29%                            | 33           |
| Social Care                                   | 3            | 2            | 1            | 1            | 1            | -1              | -0              | -0                  | -1                              | -2                              | -62.98%                           | 1            |
| Social Workers                                | 25           | 28           | 26           | 27           | 27           | -2              | +1              | +0                  | -1                              | +2                              | -2.58%                            | 29           |
| Psychologists                                 | 92           | 93           | 91           | 92           | 92           | -3              | +2              | +0                  | -1                              | -0                              | -1.18%                            | 95           |
| Pharmacy                                      | 3            | 3            | 3            | 3            | 3            | -0              | +0              | +0                  | -0                              | +0                              | -0.71%                            | 3            |
| H&SC, Other                                   | 10           | 10           | 11           | 11           | 11           | +1              | +0              | +0                  | +2                              | +2                              | 16.27%                            | 12           |
| <b>Health &amp; Social Care Professionals</b> | <b>159</b>   | <b>166</b>   | <b>161</b>   | <b>164</b>   | <b>164</b>   | <b>-5</b>       | <b>+3</b>       | <b>-0</b>           | <b>-2</b>                       | <b>+5</b>                       | <b>-1.09%</b>                     | <b>173</b>   |
| Management (VIII & above)                     | 2            | 4            | 4            | 4            | 4            | +0              | +0              | +0                  | +0                              | +2                              | 1.27%                             | 4            |
| Administrative/ Supervisory (V to VII)        | 17           | 16           | 17           | 18           | 18           | +1              | +0              | -0                  | +2                              | +1                              | 9.43%                             | 18           |
| Clerical (III & IV)                           | 56           | 50           | 60           | 60           | 58           | +9              | -2              | -2                  | +8                              | +2                              | 15.36%                            | 63           |
| <b>Management &amp; Administrative</b>        | <b>75</b>    | <b>70</b>    | <b>81</b>    | <b>81</b>    | <b>79</b>    | <b>+11</b>      | <b>-2</b>       | <b>-2</b>           | <b>+9</b>                       | <b>+5</b>                       | <b>13.21%</b>                     | <b>85</b>    |
| Support                                       | 32           | 30           | 32           | 31           | 31           | +1              | -1              | -0                  | +0                              | -2                              | 1.09%                             | 34           |
| Maintenance/ Technical                        | 11           | 7            | 9            | 9            | 12           | +2              | +3              | +3                  | +5                              | +1                              | 69.55%                            | 12           |
| <b>General Support</b>                        | <b>43</b>    | <b>37</b>    | <b>41</b>    | <b>40</b>    | <b>42</b>    | <b>+3</b>       | <b>+2</b>       | <b>+3</b>           | <b>+5</b>                       | <b>-1</b>                       | <b>13.85%</b>                     | <b>46</b>    |
| Health Care Assistants                        | 75           | 82           | 97           | 99           | 95           | +16             | -2              | -4                  | +14                             | +20                             | 17.02%                            | 106          |
| Care, other                                   | 2            | 2            | 2            | 2            | 2            | +0              | -0              | +0                  | -0                              | +1                              | -2.46%                            | 3            |
| <b>Patient &amp; Client Care</b>              | <b>77</b>    | <b>84</b>    | <b>100</b>   | <b>102</b>   | <b>98</b>    | <b>+16</b>      | <b>-2</b>       | <b>-4</b>           | <b>+14</b>                      | <b>+21</b>                      | <b>16.45%</b>                     | <b>109</b>   |



## Mental Health Employment Report by Grade Group: FEB 2024

CHO 4

| FEB 2024  | WTE<br>DEC<br>2019 | WTE<br>DEC<br>2022 | WTE<br>DEC<br>2023 | WTE<br>JAN<br>2024 | WTE<br>FEB<br>2024 | WTE<br>Change<br>2023 | WTE<br>Change<br>2024 | WTE<br>Change<br>JAN<br>2024 | WTE<br>Change<br>Dec 2022<br>to FEB<br>2024 | WTE<br>Change<br>Dec 2019<br>to FEB<br>2024 | % WTE<br>Change<br>Dec 2022<br>to FEB<br>2024 | No.<br>FEB<br>2024 |
|---|--------------------|--------------------|--------------------|--------------------|--------------------|-----------------------|-----------------------|------------------------------|---|---|---|--------------------|
| <b>Total CHO 4</b>                              | <b>1499</b>        | <b>1562</b>        | <b>1615</b>        | <b>1617</b>        | <b>1615</b>        | <b>+54</b>            | <b>-1</b>             | <b>-2</b>                    | <b>+53</b>                                  | <b>+116</b>                                 | <b>3.40%</b>                                  | <b>1,789</b>       |
| Consultants                                     | 50                 | 60                 | 65                 | 64                 | 62                 | +4                    | -2                    | -1                           | +2  | +12   | 3.30%   | 68                 |
| Registrars                                      | 46                 | 56                 | 51                 | 50                 | 47                 | -5                    | -4                    | -3                           | -9  | +2  | -15.82%                                       | 49                 |
| SHO/ Interns                                    | 31                 | 42                 | 55                 | 58                 | 54                 | +12                   | -1                    | -4                           | +11   | +23   | 26.62%  | 57                 |
| Medical/ Dental, other                          | 2                  | 1                  | 1                  | 1                  | 1                  | +0                    | +0                    | +0                           | +0  | -1  | 1.04%   | 4                  |
| <b>Medical &amp; Dental</b>                     | <b>129</b>         | <b>160</b>         | <b>171</b>         | <b>173</b>         | <b>164</b>         | <b>+11</b>            | <b>-7</b>             | <b>-9</b>                    | <b>+4</b>                                   | <b>+36</b>                                  | <b>2.75%</b>                                  | <b>178</b>         |
| Nurse/ Midwife Manager                          | 171                | 207                | 201                | 195                | 202                | -6                    | +2                    | +7                           | -5  | +31   | -2.40%  | 214                |
| Nurse/ Midwife Specialist & AN/MP               | 60                 | 72                 | 90                 | 87                 | 85                 | +17                   | -4                    | -2                           | +13   | +25   | 18.15%  | 91                 |
| Staff Nurse/ Staff Midwife                      | 505                | 479                | 484                | 485                | 478                | +5                    | -6                    | -8                           | -1  | -28   | -0.30%  | 514                |
| <i>Nursing/ Midwifery awaiting registration</i> | 30                 |                    | 1                  | 1                  | 2                  | +1                    | +1                    | +1                           | +2  | -28   | -100.00%                                      | 2                  |
| <i>Post-registration Nurse/ Midwife Student</i> | 1                  |                    |                    |                    |                    |                       |                       |                              |   | -1  | -100.00%                                      |                    |
| <i>Pre-registration Nurse/ Midwife Intern</i>   | 3                  | 7                  | 1                  | 8                  | 22                 | -6                    | +22                   | +22                          | +15   | +19   | 229.30%                                       | 45                 |
| Nursing/ Midwifery Student                      | 34                 | 7                  | 2                  | 9                  | 24                 | -5                    | +22                   | +15                          | +17   | -10   | 258.15%                                       | 47                 |
| Nursing/ Midwifery other                        |                    |                    |                    | 1                  | 1                  |                       | +1                    | +0                           | +1  | +1  | -100.00%                                      | 1                  |
| <b>Nursing &amp; Midwifery</b>                  | <b>770</b>         | <b>765</b>         | <b>776</b>         | <b>777</b>         | <b>790</b>         | <b>+11</b>            | <b>+14</b>            | <b>+12</b>                   | <b>+25</b>                                  | <b>+20</b>                                  | <b>3.26%</b>                                  | <b>867</b>         |
| Therapy Professions                             | 74                 | 79                 | 88                 | 85                 | 82                 | +9                    | -6                    | -4                           | +3  | +8  | 3.75%   | 93                 |
| Social Care                                     | 4                  | 6                  | 3                  | 3                  | 3                  | -3                    | -0                    | +0                           | -3  | -1  | -49.06%                                       | 4                  |
| Social Workers                                  | 53                 | 73                 | 74                 | 73                 | 74                 | +1                    | -0                    | +0                           | +1  | +21   | 0.92%   | 85                 |
| Psychologists                                   | 83                 | 96                 | 98                 | 99                 | 99                 | +2                    | +1                    | -0                           | +3  | +16   | 3.38%   | 110                |
| Pharmacy  | 2                  | 2                  | 1                  | 1                  | 1                  | -1                    | -1                    | -0                           | -2  | -2  | -74.58%                                       | 1                  |
| H&SC, Other                                     | 11                 | 18                 | 19                 | 20                 | 18                 | +1                    | -0                    | -1                           | +1  | +7  | 3.36%   | 23                 |
| <b>Health &amp; Social Care Professionals</b>   | <b>227</b>         | <b>273</b>         | <b>283</b>         | <b>281</b>         | <b>276</b>         | <b>+9</b>             | <b>-6</b>             | <b>-5</b>                    | <b>+3</b>                                   | <b>+50</b>                                  | <b>1.03%</b>                                  | <b>316</b>         |
| Management (VIII & above)                       | 1                  | 3                  | 3                  | 3                  | 3                  | -0                    | +0                    | +0                           | -0  | +2  | -6.67%  | 3                  |
| Administrative/ Supervisory (V to VII)          | 22                 | 26                 | 33                 | 33                 | 33                 | +7                    | -0                    | -1                           | +6  | +10   | 23.78%  | 34                 |
| Clerical (III & IV)                             | 87                 | 87                 | 106                | 107                | 109                | +19                   | +3                    | +2                           | +23   | +22   | 26.11%  | 122                |
| <b>Management &amp; Administrative</b>          | <b>111</b>         | <b>116</b>         | <b>142</b>         | <b>143</b>         | <b>145</b>         | <b>+26</b>            | <b>+3</b>             | <b>+2</b>                    | <b>+29</b>                                  | <b>+34</b>                                  | <b>24.74%</b>                                 | <b>159</b>         |
| Support   | 81                 | 75                 | 65                 | 64                 | 62                 | -10                   | -2                    | -2                           | -12   | -18   | -16.48%                                       | 72                 |
| Maintenance/ Technical                          | 6                  | 5                  | 4                  | 4                  | 4                  | -1                    | -0                    | -0                           | -1  | -2  | -26.04%                                       | 4                  |
| <b>General Support</b>                          | <b>87</b>          | <b>80</b>          | <b>68</b>          | <b>68</b>          | <b>66</b>          | <b>-11</b>            | <b>-2</b>             | <b>-2</b>                    | <b>-14</b>                                  | <b>-21</b>                                  | <b>-17.09%</b>                                | <b>76</b>          |
| Health Care Assistants                          | 168                | 162                | 169                | 169                | 168                | +7                    | -1                    | -1                           | +6  | -0  | 3.71%   | 182                |
| Care, other                                     | 7                  | 5                  | 6                  | 6                  | 5                  | +0                    | -1                    | -1                           | -0  | -2  | -3.64%  | 11                 |
| <b>Patient &amp; Client Care</b>                | <b>176</b>         | <b>167</b>         | <b>175</b>         | <b>174</b>         | <b>173</b>         | <b>+8</b>             | <b>-2</b>             | <b>-1</b>                    | <b>+6</b>                                   | <b>-2</b>                                   | <b>3.48%</b>                                  | <b>193</b>         |



## Mental Health Employment Report by Grade Group: FEB 2024

CHO 5

| FEB 2024  | WTE<br>DEC<br>2019 | WTE<br>DEC<br>2022 | WTE<br>DEC<br>2023 | WTE<br>JAN<br>2024 | WTE<br>FEB<br>2024 | WTE<br>Change<br>2023 | WTE<br>Change<br>2024 | WTE<br>Change<br>JAN<br>2024 | WTE<br>Change<br>Dec 2022<br>to FEB<br>2024 | WTE<br>Change<br>Dec 2019<br>to FEB<br>2024 | % WTE<br>Change<br>Dec 2022<br>to FEB<br>2024 | No.<br>FEB<br>2024 |
|---|--------------------|--------------------|--------------------|--------------------|--------------------|-----------------------|-----------------------|------------------------------|---|---|---|--------------------|
| <b>Total CHO 5</b>                              | <b>1177</b>        | <b>1224</b>        | <b>1325</b>        | <b>1320</b>        | <b>1338</b>        | <b>+101</b>           | <b>+13</b>            | <b>+17</b>                   | <b>+113</b>                                 | <b>+160</b>                                 | <b>9.25%</b>                                  | <b>1,477</b>       |
| Consultants                                     | 26                 | 33                 | 36                 | 35                 | 34                 | +3                    | -2                    | -1                           | +1  | +8  | 2.49%   | 36                 |
| Registrars                                      | 10                 | 12                 | 18                 | 18                 | 20                 | +6                    | +2                    | +2                           | +8  | +10   | 68.35%  | 20                 |
| SHO/ Interns                                    | 32                 | 32                 | 34                 | 34                 | 35                 | +1                    | +1                    | +1                           | +2  | +3  | 7.54%   | 35                 |
| Medical/ Dental, other                          | 2                  | 2                  | 2                  | 2                  | 2                  | +0                    | +0                    | +0                           | +0  | +0  | 2.56%   | 2                  |
| <b>Medical &amp; Dental</b>                     | <b>70</b>          | <b>80</b>          | <b>90</b>          | <b>89</b>          | <b>91</b>          | <b>+10</b>            | <b>+1</b>             | <b>+2</b>                    | <b>+11</b>                                  | <b>+21</b>                                  | <b>14.39%</b>                                 | <b>93</b>          |
| Nurse/ Midwife Manager                          | 171                | 175                | 155                | 159                | 160                | -21                   | +5                    | +1                           | -15   | -11   | -8.64%  | 165                |
| Nurse/ Midwife Specialist & AN/MP               | 43                 | 68                 | 91                 | 88                 | 89                 | +23                   | -1                    | +2                           | +21   | +46   | 31.24%  | 94                 |
| Staff Nurse/ Staff Midwife                      | 412                | 398                | 393                | 402                | 402                | -5                    | +10                   | +0                           | +5  | -9  | 1.17%   | 447                |
| <i>Nursing/ Midwifery awaiting registration</i> |                    | 6                  | 19                 | 3                  | 2                  | +13                   | -17                   | -17                          | -4  | +2  | -66.43%                                       | 2                  |
| <i>Pre-registration Nurse/ Midwife Intern</i>   | 1                  | 1                  | 1                  | 5                  | 19                 | +0                    | +17                   | +17                          | +18   | +18   | 1,825.51%                                     | 38                 |
| Nursing/ Midwifery Student                      | 1                  | 7                  | 20                 | 8                  | 21                 | +14                   | +0                    | +13                          | +14   | +20   | 215.35%                                       | 40                 |
| Nursing/ Midwifery other                        | 4                  | 4                  | 5                  | 5                  | 5                  | +1                    | +0                    | +0                           | +1  | +1  | 39.66%  | 5                  |
| <b>Nursing &amp; Midwifery</b>                  | <b>631</b>         | <b>651</b>         | <b>663</b>         | <b>662</b>         | <b>678</b>         | <b>+12</b>            | <b>+14</b>            | <b>+15</b>                   | <b>+26</b>                                  | <b>+47</b>                                  | <b>4.05%</b>                                  | <b>751</b>         |
| Therapy Professions                             | 38                 | 34                 | 32                 | 32                 | 32                 | -2                    | +0                    | +1                           | -1  | -6  | -4.27%  | 36                 |
| Social Care                                     | 5                  | 4                  | 4                  | 4                  | 4                  | +1                    | +0                    | +0                           | +1  | -0  | 22.04%  | 5                  |
| Social Workers                                  | 28                 | 29                 | 34                 | 34                 | 35                 | +5                    | +1                    | +0                           | +6  | +6  | 20.15%  | 39                 |
| Psychologists                                   | 21                 | 27                 | 33                 | 33                 | 32                 | +6                    | -1                    | -1                           | +5  | +11   | 18.99%  | 38                 |
| H&SC, Other                                     | 9                  | 23                 | 21                 | 21                 | 21                 | -2                    | +0                    | +0                           | -2  | +12   | -8.78%  | 22                 |
| <b>Health &amp; Social Care Professionals</b>   | <b>101</b>         | <b>117</b>         | <b>125</b>         | <b>124</b>         | <b>125</b>         | <b>+8</b>             | <b>+0</b>             | <b>+0</b>                    | <b>+8</b>                                   | <b>+24</b>                                  | <b>7.12%</b>                                  | <b>140</b>         |
| Management (VIII & above)                       | 4                  | 6                  | 5                  | 5                  | 5                  | -1                    | +0                    | +0                           | -1  | +1  | -12.13%                                       | 5                  |
| Administrative/ Supervisory (V to VII)          | 21                 | 23                 | 30                 | 31                 | 31                 | +7                    | +1                    | -0                           | +8  | +10   | 33.96%  | 33                 |
| Clerical (III & IV)                             | 74                 | 74                 | 99                 | 97                 | 98                 | +25                   | -2                    | +0                           | +23   | +24   | 31.00%  | 106                |
| <b>Management &amp; Administrative</b>          | <b>99</b>          | <b>104</b>         | <b>134</b>         | <b>133</b>         | <b>134</b>         | <b>+31</b>            | <b>-0</b>             | <b>+0</b>                    | <b>+30</b>                                  | <b>+35</b>                                  | <b>29.30%</b>                                 | <b>144</b>         |
| Support   | 171                | 175                | 183                | 181                | 182                | +9                    | -2                    | +0                           | +7  | +10   | 4.12%   | 206                |
| Maintenance/ Technical                          | 19                 | 14                 | 13                 | 13                 | 13                 | -1                    | -0                    | -0                           | -1  | -6  | -7.01%  | 14                 |
| <b>General Support</b>                          | <b>190</b>         | <b>189</b>         | <b>197</b>         | <b>195</b>         | <b>195</b>         | <b>+8</b>             | <b>-2</b>             | <b>+0</b>                    | <b>+6</b>                                   | <b>+4</b>                                   | <b>3.29%</b>                                  | <b>220</b>         |
| Health Care Assistants                          | 73                 | 73                 | 102                | 102                | 101                | +28                   | -0                    | -1                           | +28   | +29   | 38.26%  | 108                |
| Care, other                                     | 13                 | 12                 | 15                 | 15                 | 14                 | +3                    | -1                    | -0                           | +3  | +2  | 22.49%  | 21                 |
| <b>Patient &amp; Client Care</b>                | <b>85</b>          | <b>85</b>          | <b>117</b>         | <b>117</b>         | <b>116</b>         | <b>+32</b>            | <b>-1</b>             | <b>-1</b>                    | <b>+31</b>                                  | <b>+30</b>                                  | <b>36.06%</b>                                 | <b>129</b>         |



## Mental Health Employment Report by Grade Group: FEB 2024

CHO 6

| FEB 2024  | WTE<br>DEC<br>2019 | WTE<br>DEC<br>2022 | WTE<br>DEC<br>2023 | WTE<br>JAN<br>2024 | WTE<br>FEB<br>2024 | WTE<br>Change<br>2023 | WTE<br>Change<br>2024 | WTE<br>Change<br>JAN<br>2024 | WTE<br>Change<br>Dec 2022<br>to FEB<br>2024 | WTE<br>Change<br>Dec 2019<br>to FEB<br>2024 | % WTE<br>Change<br>Dec 2022<br>to FEB<br>2024 | No.<br>FEB<br>2024 |
|---|--------------------|--------------------|--------------------|--------------------|--------------------|-----------------------|-----------------------|------------------------------|---|---|---|--------------------|
| <b>Total CHO 6</b>                              | <b>593</b>         | <b>650</b>         | <b>683</b>         | <b>690</b>         | <b>696</b>         | <b>+33</b>            | <b>+13</b>            | <b>+6</b>                    | <b>+47</b>                                  | <b>+104</b>                                 | <b>7.17%</b>                                  | <b>774</b>         |
| Consultants                                     | 36                 | 45                 | 51                 | 52                 | 53                 | +5                    | +2                    | +2                           | +8  | +17   | 17.50%  | 60                 |
| Registrars                                      | 22                 | 30                 | 28                 | 32                 | 29                 | -2                    | +1                    | -3                           | -1  | +7  | -2.22%  | 32                 |
| SHO/ Interns                                    | 9                  | 9                  | 11                 | 7                  | 7                  | +2                    | -4                    | -0                           | -2  | -2  | -21.96%                                       | 7                  |
| <b>Medical &amp; Dental</b>                     | <b>67</b>          | <b>84</b>          | <b>90</b>          | <b>91</b>          | <b>89</b>          | <b>+6</b>             | <b>-1</b>             | <b>-2</b>                    | <b>+5</b>                                   | <b>+22</b>                                  | <b>6.30%</b>                                  | <b>99</b>          |
| Nurse/ Midwife Manager                          | 76                 | 75                 | 73                 | 72                 | 71                 | -2                    | -2                    | -0                           | -3  | -5  | -4.42%  | 73                 |
| Nurse/ Midwife Specialist & AN/MP               | 14                 | 27                 | 34                 | 35                 | 36                 | +7                    | +2                    | +1                           | +9  | +22   | 34.17%  | 40                 |
| Staff Nurse/ Staff Midwife                      | 139                | 151                | 144                | 145                | 146                | -7                    | +2                    | +1                           | -5  | +7  | -3.27%  | 157                |
| <i>Nursing/ Midwifery awaiting registration</i> |                    |                    |                    |                    | 1                  |                       | +1                    | +1                           | +1  | +1  | -100.00%                                      | 1                  |
| <i>Pre-registration Nurse/ Midwife Intern</i>   |                    |                    |                    | 3                  | 7                  |                       | +7                    | +7                           | +7  | +7  | -100.00%                                      | 15                 |
| Nursing/ Midwifery Student                      |                    |                    |                    | 3                  | 8                  |                       | +8                    | +5                           | +8  | +8  | -100.00%                                      | 16                 |
| Nursing/ Midwifery other                        | 2                  | 4                  | 3                  | 4                  | 3                  | -1                    | -0                    | -1                           | -1  | +1  | -25.53%                                       | 3                  |
| <b>Nursing &amp; Midwifery</b>                  | <b>231</b>         | <b>257</b>         | <b>254</b>         | <b>258</b>         | <b>265</b>         | <b>-3</b>             | <b>+11</b>            | <b>+7</b>                    | <b>+8</b>                                   | <b>+33</b>                                  | <b>3.09%</b>                                  | <b>289</b>         |
| Therapy Professions                             | 43                 | 41                 | 43                 | 44                 | 43                 | +2                    | +0                    | -1                           | +2  | -0  | 4.29%   | 52                 |
| Social Care                                     | 26                 | 28                 | 24                 | 24                 | 24                 | -4                    | +0                    | -0                           | -4  | -2  | -13.73%                                       | 26                 |
| Social Workers                                  | 30                 | 36                 | 37                 | 35                 | 36                 | +0                    | -1                    | +1                           | -1  | +6  | -1.46%  | 39                 |
| Psychologists                                   | 22                 | 38                 | 43                 | 43                 | 42                 | +6                    | -1                    | -0                           | +5  | +20   | 12.73%  | 50                 |
| H&SC, Other                                     | 9                  | 6                  | 16                 | 12                 | 16                 | +10                   | -1                    | +4                           | +9  | +7  | 142.68%                                       | 17                 |
| <b>Health &amp; Social Care Professionals</b>   | <b>130</b>         | <b>150</b>         | <b>163</b>         | <b>158</b>         | <b>161</b>         | <b>+13</b>            | <b>-2</b>             | <b>+3</b>                    | <b>+11</b>                                  | <b>+31</b>                                  | <b>7.59%</b>                                  | <b>184</b>         |
| Management (VIII & above)                       | 3                  | 5                  | 5                  | 5                  | 5                  | +0                    | +0                    | +0                           | +0  | +2  | 0.60%   | 5                  |
| Administrative/ Supervisory (V to VII)          | 27                 | 31                 | 27                 | 27                 | 28                 | -4                    | +1                    | +0                           | -3  | +1  | -10.53%                                       | 30                 |
| Clerical (III & IV)                             | 42                 | 29                 | 41                 | 44                 | 43                 | +12                   | +2                    | -0                           | +14   | +1  | 48.86%  | 52                 |
| <b>Management &amp; Administrative</b>          | <b>72</b>          | <b>65</b>          | <b>73</b>          | <b>76</b>          | <b>76</b>          | <b>+8</b>             | <b>+3</b>             | <b>-0</b>                    | <b>+11</b>                                  | <b>+4</b>                                   | <b>16.95%</b>                                 | <b>87</b>          |
| Support   | 36                 | 29                 | 28                 | 28                 | 27                 | -1                    | -2                    | -1                           | -3  | -10   | -8.85%  | 32                 |
| Maintenance/ Technical                          | 6                  | 5                  | 6                  | 6                  | 6                  | +1                    | +0                    | +0                           | +1  | +0  | 20.48%  | 6                  |
| <b>General Support</b>                          | <b>42</b>          | <b>34</b>          | <b>34</b>          | <b>34</b>          | <b>33</b>          | <b>+0</b>             | <b>-2</b>             | <b>-1</b>                    | <b>-2</b>                                   | <b>-10</b>                                  | <b>-4.59%</b>                                 | <b>38</b>          |
| Health Care Assistants                          | 46                 | 54                 | 62                 | 67                 | 66                 | +8                    | +4                    | -1                           | +12   | +21   | 23.23%  | 69                 |
| Care, other                                     | 5                  | 7                  | 7                  | 7                  | 7                  | +1                    | -0                    | +0                           | +0  | +2  | 1.75%   | 8                  |
| <b>Patient &amp; Client Care</b>                | <b>51</b>          | <b>60</b>          | <b>69</b>          | <b>74</b>          | <b>73</b>          | <b>+9</b>             | <b>+4</b>             | <b>-1</b>                    | <b>+13</b>                                  | <b>+22</b>                                  | <b>20.79%</b>                                 | <b>77</b>          |



## Mental Health Employment Report by Grade Group: FEB 2024

CHO 7

| FEB 2024  | WTE<br>DEC<br>2019 | WTE<br>DEC<br>2022 | WTE<br>DEC<br>2023 | WTE<br>JAN<br>2024 | WTE<br>FEB<br>2024 | WTE<br>Change<br>2023 | WTE<br>Change<br>2024 | WTE<br>Change<br>JAN 2024 | WTE<br>Change<br>Dec 2022<br>to FEB<br>2024 | WTE<br>Change<br>Dec 2019<br>to FEB<br>2024 | % WTE<br>Change<br>Dec 2022<br>to FEB<br>2024 | No.<br>FEB<br>2024 |
|---|--------------------|--------------------|--------------------|--------------------|--------------------|-----------------------|-----------------------|---------------------------|---|---|---|--------------------|
| <b>Total CHO 7</b>                              | <b>835</b>         | <b>879</b>         | <b>912</b>         | <b>912</b>         | <b>918</b>         | <b>+34</b>            | <b>+6</b>             | <b>+6</b>                 | <b>+39</b>                                  | <b>+83</b>                                  | <b>4.46%</b>                                  | <b>1,011</b>       |
| Consultants                                     | 48                 | 52                 | 57                 | 57                 | 57                 | +4                    | +1                    | +1                        | +5  | +10   | 9.72%   | 61                 |
| Registrars                                      | 46                 | 55                 | 44                 | 42                 | 41                 | -11                   | -3                    | -1                        | -14   | -6  | -26.11%                                       | 43                 |
| SHO/ Interns                                    | 21                 | 26                 | 28                 | 27                 | 25                 | +3                    | -4                    | -2                        | -1  | +4  | -2.89%  | 25                 |
| <b>Medical &amp; Dental</b>                     | <b>115</b>         | <b>133</b>         | <b>129</b>         | <b>126</b>         | <b>123</b>         | <b>-4</b>             | <b>-6</b>             | <b>-3</b>                 | <b>-10</b>                                  | <b>+8</b>                                   | <b>-7.54%</b>                                 | <b>129</b>         |
| Nurse/ Midwife Manager                          | 117                | 109                | 101                | 102                | 100                | -8                    | -2                    | -2                        | -10   | -17   | -8.71%  | 106                |
| Nurse/ Midwife Specialist & AN/MP               | 40                 | 56                 | 72                 | 71                 | 69                 | +16                   | -3                    | -3                        | +13   | +29   | 23.06%  | 73                 |
| Staff Nurse/ Staff Midwife                      | 194                | 205                | 199                | 200                | 206                | -5                    | +7                    | +6                        | +2  | +12   | 0.74%   | 229                |
| <i>Nursing/ Midwifery awaiting registration</i> | <i>10</i>          | <i>1</i>           | <i>7</i>           | <i>2</i>           |                    | <i>+6</i>             | <i>-7</i>             | <i>-7</i>                 | <i>-1</i>                                   | <i>-10</i>                                  | <i>-100.00%</i>                               |                    |
| <i>Pre-registration Nurse/ Midwife Intern</i>   | <i>1</i>           | <i>0</i>           |                    | <i>2</i>           | <i>13</i>          | <i>-0</i>             | <i>+13</i>            | <i>+13</i>                | <i>+13</i>                                  | <i>+11</i>                                  | <i>12,640.00%</i>                             | <i>28</i>          |
| Nursing/ Midwifery Student                      | 11                 | 1                  | 7                  | 4                  | 13                 | +5                    | +6                    | +9                        | +12   | +2  | 1,068.81%                                     | 28                 |
| Nursing/ Midwifery other                        | 8                  | 6                  | 5                  | 5                  | 4                  | -1                    | -0                    | -0                        | -2  | -3  | -25.80%                                       | 7                  |
| <b>Nursing &amp; Midwifery</b>                  | <b>370</b>         | <b>377</b>         | <b>383</b>         | <b>382</b>         | <b>392</b>         | <b>+6</b>             | <b>+9</b>             | <b>+10</b>                | <b>+15</b>                                  | <b>+22</b>                                  | <b>3.98%</b>                                  | <b>443</b>         |
| Therapy Professions                             | 48                 | 51                 | 57                 | 60                 | 58                 | +6                    | +1                    | -2                        | +7  | +10   | 13.71%  | 66                 |
| Social Care                                     | 8                  | 7                  | 7                  | 7                  | 6                  | +0                    | -1                    | -0                        | -0  | -1  | -3.87%  | 8                  |
| Social Workers                                  | 34                 | 38                 | 44                 | 44                 | 46                 | +6                    | +1                    | +1                        | +7  | +11   | 18.33%  | 48                 |
| Psychologists                                   | 31                 | 35                 | 37                 | 38                 | 40                 | +2                    | +3                    | +1                        | +5  | +8  | 14.20%  | 43                 |
| Pharmacy  | 1                  | 0                  | 1                  | 1                  | 1                  | +1                    | -0                    | +0                        | +1  | -0  | 300.00%                                       | 1                  |
| H&SC, Other                                     | 18                 | 19                 | 19                 | 19                 | 18                 | -0                    | -0                    | -0                        | -0  | +0  | -1.02%  | 22                 |
| <b>Health &amp; Social Care Professionals</b>   | <b>140</b>         | <b>150</b>         | <b>165</b>         | <b>169</b>         | <b>169</b>         | <b>+15</b>            | <b>+4</b>             | <b>-0</b>                 | <b>+19</b>                                  | <b>+29</b>                                  | <b>12.77%</b>                                 | <b>188</b>         |
| Management (VIII & above)                       | 3                  | 5                  | 4                  | 4                  | 4                  | -1                    | -0                    | +0                        | -1  | +1  | -18.50%                                       | 4                  |
| Administrative/ Supervisory (V to VII)          | 16                 | 22                 | 26                 | 25                 | 25                 | +3                    | -0                    | +0                        | +3  | +10   | 13.40%  | 26                 |
| Clerical (III & IV)                             | 47                 | 55                 | 64                 | 63                 | 63                 | +9                    | -2                    | -0                        | +7  | +16   | 12.67%  | 67                 |
| <b>Management &amp; Administrative</b>          | <b>65</b>          | <b>83</b>          | <b>94</b>          | <b>92</b>          | <b>92</b>          | <b>+11</b>            | <b>-2</b>             | <b>-0</b>                 | <b>+9</b>                                   | <b>+26</b>                                  | <b>11.06%</b>                                 | <b>97</b>          |
| Support   | 18                 | 16                 | 13                 | 13                 | 13                 | -4                    | +1                    | +0                        | -3  | -4  | -16.72%                                       | 15                 |
| Maintenance/ Technical                          | 2                  | 2                  | 1                  | 1                  | 1                  | -1                    | +0                    | +0                        | -1  | -1  | -48.45%                                       | 1                  |
| <b>General Support</b>                          | <b>20</b>          | <b>18</b>          | <b>14</b>          | <b>14</b>          | <b>14</b>          | <b>-4</b>             | <b>+1</b>             | <b>+0</b>                 | <b>-4</b>                                   | <b>-5</b>                                   | <b>-20.13%</b>                                | <b>16</b>          |
| Health Care Assistants                          | 33                 | 31                 | 36                 | 36                 | 36                 | +6                    | +0                    | +0                        | +6  | +3  | 19.31%  | 38                 |
| Care, other                                     | 92                 | 88                 | 92                 | 92                 | 91                 | +4                    | -0                    | -1                        | +4  | -1  | 4.19%   | 100                |
| <b>Patient &amp; Client Care</b>                | <b>125</b>         | <b>118</b>         | <b>128</b>         | <b>129</b>         | <b>128</b>         | <b>+9</b>             | <b>+0</b>             | <b>-1</b>                 | <b>+10</b>                                  | <b>+2</b>                                   | <b>8.09%</b>                                  | <b>138</b>         |



## Mental Health Employment Report by Grade Group: FEB 2024

CHO 8

| FEB 2024  | WTE<br>DEC<br>2019 | WTE<br>DEC<br>2022 | WTE<br>DEC<br>2023 | WTE<br>JAN<br>2024 | WTE<br>FEB<br>2024 | WTE<br>Change<br>2023 | WTE<br>Change<br>2024 | WTE<br>Change<br>JAN<br>2024 | WTE<br>Change<br>Dec 2022<br>to FEB<br>2024 | WTE<br>Change<br>Dec 2019<br>to FEB<br>2024 | % WTE<br>Change<br>Dec 2022<br>to FEB<br>2024 | No.<br>FEB<br>2024 |
|---|--------------------|--------------------|--------------------|--------------------|--------------------|-----------------------|-----------------------|------------------------------|---|---|---|--------------------|
| <b>Total CHO 8</b>                              | <b>1098</b>        | <b>1091</b>        | <b>1123</b>        | <b>1128</b>        | <b>1140</b>        | <b>+32</b>            | <b>+18</b>            | <b>+12</b>                   | <b>+50</b>                                  | <b>+42</b>                                  | <b>4.56%</b>                                  | <b>1,252</b>       |
| Consultants                                     | 35                 | 36                 | 38                 | 38                 | 39                 | +2                    | +1                    | +1                           | +3  | +4  | 7.93%   | 42                 |
| Registrars                                      | 26                 | 29                 | 31                 | 28                 | 28                 | +1                    | -2                    | +0                           | -1  | +2  | -3.37%  | 32                 |
| SHO/ Interns                                    | 36                 | 29                 | 36                 | 43                 | 43                 | +7                    | +8                    | +0                           | +15   | +7  | 50.14%  | 45                 |
| <b>Medical &amp; Dental</b>                     | <b>97</b>          | <b>94</b>          | <b>105</b>         | <b>110</b>         | <b>111</b>         | <b>+10</b>            | <b>+6</b>             | <b>+1</b>                    | <b>+16</b>                                  | <b>+14</b>                                  | <b>17.39%</b>                                 | <b>119</b>         |
| Nurse/ Midwife Manager                          | 121                | 114                | 118                | 117                | 115                | +4                    | -3                    | -3                           | +1  | -6  | 0.68%   | 118                |
| Nurse/ Midwife Specialist & AN/MP               | 56                 | 75                 | 81                 | 82                 | 84                 | +7                    | +3                    | +2                           | +9  | +28   | 12.57%  | 90                 |
| Staff Nurse/ Staff Midwife                      | 332                | 323                | 322                | 319                | 315                | -1                    | -7                    | -4                           | -8  | -17   | -2.54%  | 337                |
| <i>Nursing/ Midwifery awaiting registration</i> | 2                  | 8                  | 1                  | 1                  | 1                  | -7                    | +0                    | +0                           | -7  | -1  | -88.05%                                       | 1                  |
| <i>Pre-registration Nurse/ Midwife Intern</i>   | 1                  | 1                  | 1                  | 6                  | 24                 | +0                    | +23                   | +23                          | +23   | +23   | 4,692.00%                                     | 49                 |
| Nursing/ Midwifery Student                      | 3                  | 9                  | 2                  | 7                  | 25                 | -7                    | +23                   | +18                          | +16   | +22   | 181.40%                                       | 50                 |
| Nursing/ Midwifery other                        | 4                  | 3                  | 3                  | 3                  | 3                  | +0                    | +0                    | +0                           | +0  | -1  | 1.02%   | 3                  |
| <b>Nursing &amp; Midwifery</b>                  | <b>515</b>         | <b>523</b>         | <b>526</b>         | <b>528</b>         | <b>541</b>         | <b>+2</b>             | <b>+16</b>            | <b>+13</b>                   | <b>+18</b>                                  | <b>+27</b>                                  | <b>3.45%</b>                                  | <b>598</b>         |
| Therapy Professions                             | 44                 | 36                 | 35                 | 35                 | 35                 | -1                    | +1                    | +0                           | -1  | -9  | -2.04%  | 40                 |
| Social Care                                     | 7                  | 6                  | 5                  | 5                  | 5                  | -1                    | -0                    | -0                           | -1  | -2  | -23.14%                                       | 6                  |
| Social Workers                                  | 41                 | 50                 | 52                 | 52                 | 50                 | +2                    | -2                    | -2                           | +0  | +9  | 0.34%   | 56                 |
| Psychologists                                   | 39                 | 36                 | 39                 | 38                 | 39                 | +3                    | -0                    | +1                           | +3  | -0  | 7.01%   | 40                 |
| Pharmacy  | 1                  | 2                  | 3                  | 2                  | 3                  | +1                    | +0                    | +0                           | +1  | +2  | 61.64%  | 4                  |
| H&SC, Other                                     | 20                 | 16                 | 18                 | 19                 | 19                 | +2                    | +1                    | +0                           | +2  | -2  | 14.53%  | 22                 |
| <b>Health &amp; Social Care Professionals</b>   | <b>154</b>         | <b>146</b>         | <b>151</b>         | <b>151</b>         | <b>150</b>         | <b>+5</b>             | <b>-1</b>             | <b>-1</b>                    | <b>+4</b>                                   | <b>-4</b>                                   | <b>2.64%</b>                                  | <b>168</b>         |
| Management (VIII & above)                       | 3                  | 3                  | 4                  | 4                  | 4                  | +1                    | +0                    | +0                           | +1  | +1  | 33.33%  | 4                  |
| Administrative/ Supervisory (V to VII)          | 22                 | 28                 | 30                 | 29                 | 29                 | +2                    | -0                    | +0                           | +1  | +7  | 4.07%   | 31                 |
| Clerical (III & IV)                             | 88                 | 88                 | 102                | 102                | 101                | +15                   | -2                    | -1                           | +13   | +12   | 14.90%  | 112                |
| <b>Management &amp; Administrative</b>          | <b>114</b>         | <b>119</b>         | <b>136</b>         | <b>135</b>         | <b>134</b>         | <b>+17</b>            | <b>-2</b>             | <b>-1</b>                    | <b>+15</b>                                  | <b>+20</b>                                  | <b>12.79%</b>                                 | <b>147</b>         |
| Support   | 33                 | 27                 | 23                 | 23                 | 25                 | -4                    | +2                    | +2                           | -2  | -8  | -7.74%  | 27                 |
| Maintenance/ Technical                          | 26                 | 25                 | 28                 | 29                 | 28                 | +4                    | -1                    | -1                           | +3  | +2  | 12.77%  | 29                 |
| <b>General Support</b>                          | <b>59</b>          | <b>52</b>          | <b>51</b>          | <b>52</b>          | <b>53</b>          | <b>-0</b>             | <b>+1</b>             | <b>+1</b>                    | <b>+1</b>                                   | <b>-6</b>                                   | <b>2.05%</b>                                  | <b>56</b>          |
| Health Care Assistants                          | 157                | 152                | 150                | 149                | 148                | -2                    | -2                    | -1                           | -4  | -9  | -2.50%  | 160                |
| Care, other                                     | 4                  | 5                  | 3                  | 3                  | 3                  | -1                    | -0                    | -0                           | -1  | -0  | -24.89%                                       | 4                  |
| <b>Patient &amp; Client Care</b>                | <b>160</b>         | <b>156</b>         | <b>153</b>         | <b>152</b>         | <b>151</b>         | <b>-3</b>             | <b>-2</b>             | <b>-1</b>                    | <b>-5</b>                                   | <b>-9</b>                                   | <b>-3.14%</b>                                 | <b>164</b>         |



## Mental Health Employment Report by Grade Group: FEB 2024

CHO 9

| FEB 2024  | WTE<br>DEC<br>2019 | WTE<br>DEC<br>2022 | WTE<br>DEC<br>2023 | WTE<br>JAN<br>2024 | WTE<br>FEB<br>2024 | WTE<br>Change<br>2023 | WTE<br>Change<br>2024 | WTE<br>Change<br>JAN<br>2024 | WTE<br>Change<br>Dec 2022<br>to FEB<br>2024 | WTE<br>Change<br>Dec 2019<br>to FEB<br>2024 | % WTE<br>Change<br>Dec 2022<br>to FEB<br>2024 | No.<br>FEB<br>2024 |
|---|--------------------|--------------------|--------------------|--------------------|--------------------|-----------------------|-----------------------|------------------------------|---|---|---|--------------------|
| <b>Total CHO 9</b>                              | <b>1272</b>        | <b>1371</b>        | <b>1338</b>        | <b>1348</b>        | <b>1358</b>        | <b>-33</b>            | <b>+20</b>            | <b>+10</b>                   | <b>-13</b>                                  | <b>+86</b>                                  | <b>-0.95%</b>                                 | <b>1,500</b>       |
| Consultants                                     | 50                 | 55                 | 59                 | 58                 | 59                 | +3                    | +0                    | +1                           | +4  | +9  | 7.11%   | 62                 |
| Registrars                                      | 31                 | 57                 | 46                 | 47                 | 46                 | -11                   | -0                    | -1                           | -11   | +15   | -19.89%                                       | 47                 |
| SHO/ Interns                                    | 53                 | 36                 | 54                 | 53                 | 56                 | +18                   | +2                    | +3                           | +20   | +3  | 56.05%  | 58                 |
| <b>Medical &amp; Dental</b>                     | <b>134</b>         | <b>148</b>         | <b>158</b>         | <b>158</b>         | <b>161</b>         | <b>+10</b>            | <b>+2</b>             | <b>+2</b>                    | <b>+13</b>                                  | <b>+27</b>                                  | <b>8.52%</b>                                  | <b>167</b>         |
| Nurse/ Midwife Manager                          | 132                | 138                | 146                | 146                | 145                | +8                    | -1                    | -1                           | +7  | +13   | 4.95%   | 151                |
| Nurse/ Midwife Specialist & AN/MP               | 65                 | 99                 | 98                 | 99                 | 99                 | -1                    | +1                    | -0                           | +1  | +34   | 0.60%   | 103                |
| Staff Nurse/ Staff Midwife                      | 351                | 351                | 315                | 318                | 318                | -36                   | +3                    | -0                           | -33   | -34   | -9.52%  | 350                |
| <i>Nursing/ Midwifery awaiting registration</i> | 11                 | 14                 | 6                  | 4                  | 3                  | -8                    | -4                    | -4                           | -11   | -8  | -81.88%                                       | 3                  |
| <i>Pre-registration Nurse/ Midwife Intern</i>   | 10                 | 8                  | 7                  | 21                 | 27                 | -1                    | +20                   | +20                          | +19   | +16   | 231.25%                                       | 53                 |
| Nursing/ Midwifery Student                      | 21                 | 22                 | 13                 | 25                 | 29                 | -9                    | +16                   | +4                           | +7  | +8  | 33.03%  | 56                 |
| Nursing/ Midwifery other                        | 11                 | 9                  | 8                  | 8                  | 9                  | -1                    | +1                    | +1                           | +0  | -2  | 0.96%   | 10                 |
| <b>Nursing &amp; Midwifery</b>                  | <b>581</b>         | <b>619</b>         | <b>580</b>         | <b>596</b>         | <b>600</b>         | <b>-39</b>            | <b>+20</b>            | <b>+4</b>                    | <b>-19</b>                                  | <b>+19</b>                                  | <b>-3.03%</b>                                 | <b>670</b>         |
| Therapy Professions                             | 55                 | 60                 | 53                 | 50                 | 50                 | -7                    | -2                    | +0                           | -10   | -5  | -16.15%                                       | 56                 |
| Social Care                                     | 1                  | 1                  | 1                  | 1                  | 1                  | +0                    | -0                    | -0                           | -0  | +0  | -9.09%  | 1                  |
| Social Workers                                  | 43                 | 57                 | 55                 | 54                 | 56                 | -2                    | +1                    | +2                           | -0  | +13   | -0.73%  | 62                 |
| Psychologists                                   | 46                 | 56                 | 59                 | 60                 | 63                 | +3                    | +4                    | +3                           | +7  | +17   | 12.70%  | 72                 |
| Pharmacy  | 8                  | 7                  | 10                 | 10                 | 10                 | +3                    | +0                    | -0                           | +3  | +2  | 44.83%  | 14                 |
| H&SC, Other                                     | 15                 | 17                 | 19                 | 19                 | 19                 | +1                    | +0                    | -0                           | +1  | +4  | 6.89%   | 20                 |
| <b>Health &amp; Social Care Professionals</b>   | <b>167</b>         | <b>198</b>         | <b>196</b>         | <b>193</b>         | <b>199</b>         | <b>-2</b>             | <b>+3</b>             | <b>+6</b>                    | <b>+1</b>                                   | <b>+32</b>                                  | <b>0.64%</b>                                  | <b>225</b>         |
| Management (VIII & above)                       | 5                  | 5                  | 6                  | 6                  | 6                  | +1                    | -0                    | +0                           | +1  | +1  | 19.27%  | 6                  |
| Administrative/ Supervisory (V to VII)          | 28                 | 38                 | 41                 | 40                 | 40                 | +3                    | -1                    | +0                           | +1  | +12   | 3.68%   | 42                 |
| Clerical (III & IV)                             | 104                | 109                | 110                | 107                | 106                | +1                    | -3                    | -1                           | -2  | +3  | -1.91%  | 121                |
| <b>Management &amp; Administrative</b>          | <b>137</b>         | <b>152</b>         | <b>156</b>         | <b>153</b>         | <b>152</b>         | <b>+5</b>             | <b>-4</b>             | <b>-1</b>                    | <b>+0</b>                                   | <b>+15</b>                                  | <b>0.19%</b>                                  | <b>169</b>         |
| Support   | 103                | 95                 | 88                 | 90                 | 89                 | -7                    | +1                    | -1                           | -6  | -14   | -5.98%  | 103                |
| Maintenance/ Technical                          | 11                 | 11                 | 8                  | 8                  | 9                  | -3                    | +1                    | +1                           | -2  | -2  | -17.58%                                       | 9                  |
| <b>General Support</b>                          | <b>114</b>         | <b>106</b>         | <b>96</b>          | <b>98</b>          | <b>98</b>          | <b>-9</b>             | <b>+2</b>             | <b>+0</b>                    | <b>-8</b>                                   | <b>-16</b>                                  | <b>-7.18%</b>                                 | <b>112</b>         |
| Health Care Assistants                          | 126                | 137                | 139                | 139                | 136                | +2                    | -3                    | -2                           | -0  | +10   | -0.27%  | 145                |
| Care, other                                     | 13                 | 12                 | 12                 | 12                 | 12                 | -0                    | -0                    | +0                           | -1  | -1  | -4.32%  | 12                 |
| <b>Patient &amp; Client Care</b>                | <b>139</b>         | <b>149</b>         | <b>151</b>         | <b>150</b>         | <b>148</b>         | <b>+2</b>             | <b>-3</b>             | <b>-2</b>                    | <b>-1</b>                                   | <b>+9</b>                                   | <b>-0.60%</b>                                 | <b>157</b>         |





## Mental Health Employment Report by Grade Group: FEB 2024

### other Community Services

| FEB 2024  | WTE<br>DEC<br>2019 | WTE<br>DEC<br>2022 | WTE<br>DEC<br>2023 | WTE<br>JAN<br>2024 | WTE<br>FEB<br>2024 | WTE<br>Change<br>2023 | WTE<br>Change<br>2024 | WTE<br>Change<br>JAN<br>2024 | WTE<br>Change<br>Dec 2022<br>to FEB<br>2024 | WTE<br>Change<br>Dec 2019<br>to FEB<br>2024 | % WTE<br>Change<br>Dec 2022<br>to FEB<br>2024 | No.<br>FEB<br>2024 |
|---|--------------------|--------------------|--------------------|--------------------|--------------------|-----------------------|-----------------------|------------------------------|---|---|---|--------------------|
| <b>Total other Community Services</b>           | <b>438</b>         | <b>511</b>         | <b>580</b>         | <b>580</b>         | <b>583</b>         | <b>+69</b>            | <b>+3</b>             | <b>+2</b>                    | <b>+72</b>                                  | <b>+145</b>                                 | <b>14.04%</b>                                 | <b>607</b>         |
| Consultants                                     | 16                 | 15                 | 16                 | 16                 | 15                 | +2                    | -1                    | -1                           | +1  | -0  | 3.66%   | 17                 |
| Registrars                                      | 13                 | 19                 | 18                 | 17                 | 17                 | -1                    | -1                    | -0                           | -2  | +4  | -12.06%                                       | 17                 |
| SHO/ Interns                                    |                    |                    |                    |                    |                    |                       |                       |                              |   |   | -100.00%                                      |                    |
| <b>Medical &amp; Dental</b>                     | <b>29</b>          | <b>34</b>          | <b>34</b>          | <b>33</b>          | <b>32</b>          | <b>+1</b>             | <b>-2</b>             | <b>-1</b>                    | <b>-2</b>                                   | <b>+3</b>                                   | <b>-5.15%</b>                                 | <b>34</b>          |
| Nurse/ Midwife Manager                          | 62                 | 81                 | 83                 | 84                 | 83                 | +3                    | -1                    | -1                           | +2  | +20   | 2.48%   | 85                 |
| Nurse/ Midwife Specialist & AN/MP               | 8                  | 11                 | 11                 | 11                 | 11                 | +0                    | +0                    | +0                           | +0  | +3  | 2.09%   | 12                 |
| Staff Nurse/ Staff Midwife                      | 169                | 151                | 167                | 172                | 174                | +16                   | +7                    | +2                           | +23   | +5  | 15.39%  | 182                |
| <i>Nursing/ Midwifery awaiting registration</i> |                    |                    | 2                  | 1                  | 1                  | +2                    | -1                    | -1                           | +1  | +1  | -100.00%                                      | 1                  |
| <i>Pre-registration Nurse/ Midwife Intern</i>   |                    |                    | 1                  |                    |                    | +1                    | -1                    | -1                           |   |   | -100.00%                                      |                    |
| Nursing/ Midwifery Student                      |                    |                    | 3                  | 1                  | 1                  | +3                    | -2                    | +0                           | +1  | +1  | -100.00%                                      | 1                  |
| Nursing/ Midwifery other                        | 1                  | 2                  | 2                  | 2                  | 2                  | +0                    | +0                    | +0                           | +0  | +1  | 1.52%   | 2                  |
| <b>Nursing &amp; Midwifery</b>                  | <b>240</b>         | <b>245</b>         | <b>266</b>         | <b>270</b>         | <b>271</b>         | <b>+22</b>            | <b>+5</b>             | <b>+1</b>                    | <b>+26</b>                                  | <b>+31</b>                                  | <b>10.83%</b>                                 | <b>282</b>         |
| Therapy Professions                             | 11                 | 10                 | 10                 | 9                  | 9                  | +0                    | -1                    | +0                           | -1  | -2  | -8.32%  | 9                  |
| Social Care                                     | 2                  | 1                  | 2                  | 2                  | 2                  | +1                    | -0                    | +0                           | +1  | -0  | 93.94%  | 2                  |
| Social Workers                                  | 15                 | 11                 | 14                 | 15                 | 15                 | +3                    | +1                    | +0                           | +4  | -0  | 37.35%  | 16                 |
| Psychologists                                   | 6                  | 5                  | 4                  | 4                  | 4                  | -1                    | +0                    | +0                           | -1  | -2  | -25.65%                                       | 4                  |
| Pharmacy  |                    | 2                  | 3                  | 3                  | 3                  | +1                    | -0                    | -0                           | +1  | +3  | 40.91%  | 3                  |
| <b>Health &amp; Social Care Professionals</b>   | <b>34</b>          | <b>29</b>          | <b>33</b>          | <b>32</b>          | <b>33</b>          | <b>+4</b>             | <b>-0</b>             | <b>+0</b>                    | <b>+4</b>                                   | <b>-1</b>                                   | <b>12.47%</b>                                 | <b>34</b>          |
| Management (VIII & above)                       | 27                 | 33                 | 33                 | 33                 | 33                 | +0                    | -0                    | -0                           | +0  | +6  | 0.95%   | 33                 |
| Administrative/ Supervisory (V to VII)          | 31                 | 46                 | 59                 | 58                 | 58                 | +13                   | -1                    | +0                           | +12   | +27   | 27.15%  | 60                 |
| Clerical (III & IV)                             | 25                 | 28                 | 34                 | 36                 | 35                 | +6                    | +1                    | -0                           | +8  | +10   | 27.28%  | 36                 |
| <b>Management &amp; Administrative</b>          | <b>83</b>          | <b>106</b>         | <b>126</b>         | <b>127</b>         | <b>127</b>         | <b>+20</b>            | <b>+0</b>             | <b>-0</b>                    | <b>+20</b>                                  | <b>+43</b>                                  | <b>19.17%</b>                                 | <b>129</b>         |
| Support   | 12                 | 25                 | 17                 | 16                 | 18                 | -7                    | +1                    | +2                           | -7  | +6  | -26.89%                                       | 20                 |
| Maintenance/ Technical                          | 2                  | 8                  | 5                  | 6                  | 6                  | -3                    | +1                    | +0                           | -2  | +4  | -20.20%                                       | 7                  |
| <b>General Support</b>                          | <b>14</b>          | <b>33</b>          | <b>23</b>          | <b>22</b>          | <b>24</b>          | <b>-10</b>            | <b>+2</b>             | <b>+2</b>                    | <b>-8</b>                                   | <b>+10</b>                                  | <b>-25.26%</b>                                | <b>27</b>          |
| Health Care Assistants                          | 37                 | 64                 | 83                 | 82                 | 82                 | +19                   | -1                    | +1                           | +18   | +45   | 27.53%  | 87                 |
| Care, other                                     | 1                  | 0                  | 14                 | 14                 | 14                 | +14                   | -0                    | +0                           | +14   | +13   | 2,876.60%                                     | 14                 |
| <b>Patient &amp; Client Care</b>                | <b>37</b>          | <b>65</b>          | <b>97</b>          | <b>96</b>          | <b>96</b>          | <b>+32</b>            | <b>-1</b>             | <b>+1</b>                    | <b>+31</b>                                  | <b>+59</b>                                  | <b>48.17%</b>                                 | <b>101</b>         |



## Mental Health Employment Report by Grade Group: FEB 2024

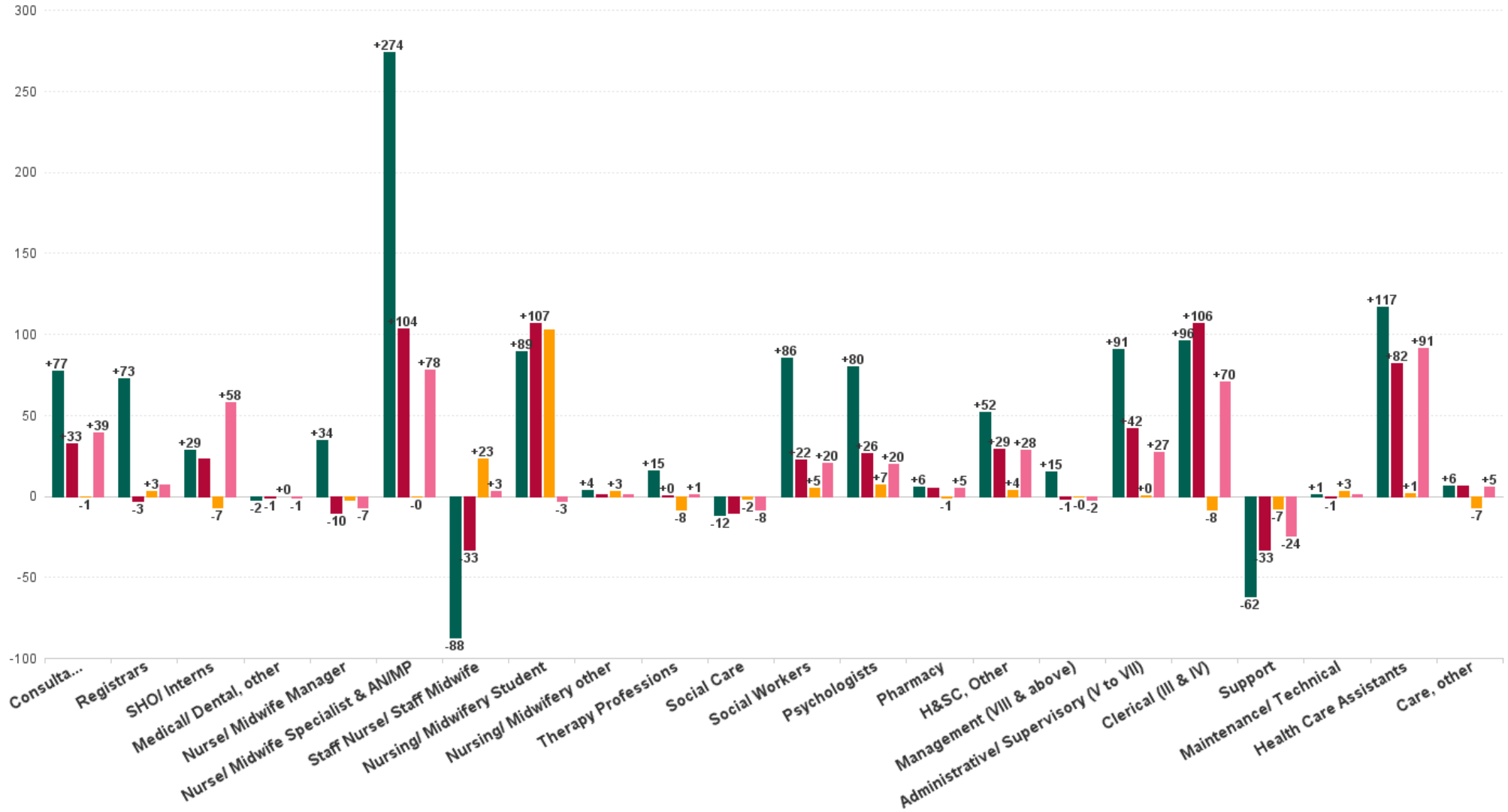
| FEB 2024                                      | WTE DEC 2019 | WTE DEC 2022  | WTE DEC 2023  | WTE JAN 2024  | WTE FEB 2024  | WTE Change 2023 | WTE Change 2024 | WTE Change JAN 2024 | WTE Change Dec 2022 to FEB 2024 | WTE Change Dec 2019 to FEB 2024 | % WTE Change Dec 2022 to FEB 2024 | No. FEB 2024  |
|---|--------------|---------------|---------------|---------------|---------------|-----------------|-----------------|---------------------|---------------------------------|---------------------------------|-----------------------------------|---------------|
| <b>Overall</b>                                | <b>9,967</b> | <b>10,453</b> | <b>10,838</b> | <b>10,868</b> | <b>10,947</b> | <b>+385</b>     | <b>+109</b>     | <b>+78</b>          | <b>+493</b>                     | <b>+980</b>                     | <b>4.72%</b>                      | <b>11,997</b> |
| Consultant Medicine                           | 1            | 1             | 1             | 1             | 1             | +0              | +0              | +0                  | +0                              | +0                              | 0.00%                             | 1             |
| Consultant Psychiatry                         | 352          | 396           | 429           | 426           | 429           | +33             | -1              | +3                  | +33                             | +77                             | 8.22%                             | 464           |
| <b>Consultants</b>                            | <b>353</b>   | <b>397</b>    | <b>430</b>    | <b>427</b>    | <b>430</b>    | <b>+33</b>      | <b>-1</b>       | <b>+3</b>           | <b>+33</b>                      | <b>+77</b>                      | <b>8.20%</b>                      | <b>465</b>    |
| Registrar                                     | 169          | 217           | 208           | 213           | 214           | -9              | +6              | +1                  | -3                              | +45                             | -1.52%                            | 222           |
| Senior Registrar                              | 97           | 126           | 127           | 129           | 126           | +1              | -1              | -3                  | +0                              | +29                             | 0.03%                             | 135           |
| Specialist Registrar                          | 3            | 2             | 4             | 4             | 2             | +2              | -2              | -2                  | +0                              | -1                              | 0.50%                             | 2             |
| <b>Registrars</b>                             | <b>269</b>   | <b>345</b>    | <b>339</b>    | <b>345</b>    | <b>341</b>    | <b>-6</b>       | <b>+3</b>       | <b>-4</b>           | <b>-3</b>                       | <b>+73</b>                      | <b>-0.95%</b>                     | <b>359</b>    |
| Interns                                       | 8            | 5             | 7             | 6             | 5             | +2              | -2              | -1                  | +0                              | -3                              | 0.61%                             | 5             |
| Senior House Officer                          | 253          | 262           | 290           | 286           | 285           | +28             | -5              | -1                  | +23                             | +32                             | 8.68%                             | 294           |
| <b>SHO/ Interns</b>                           | <b>261</b>   | <b>267</b>    | <b>297</b>    | <b>292</b>    | <b>290</b>    | <b>+30</b>      | <b>-7</b>       | <b>-2</b>           | <b>+23</b>                      | <b>+29</b>                      | <b>8.53%</b>                      | <b>299</b>    |
| Other Medical                                 | 5            | 4             | 3             | 3             | 3             | -1              | +0              | +0                  | -1                              | -2                              | -24.04%                           | 6             |
| <b>Medical/ Dental, other</b>                 | <b>5</b>     | <b>4</b>      | <b>3</b>      | <b>3</b>      | <b>3</b>      | <b>-1</b>       | <b>+0</b>       | <b>+0</b>           | <b>-1</b>                       | <b>-2</b>                       | <b>-24.04%</b>                    | <b>6</b>      |
| <b>Medical &amp; Dental</b>                   | <b>888</b>   | <b>1,013</b>  | <b>1,069</b>  | <b>1,067</b>  | <b>1,064</b>  | <b>+56</b>      | <b>-5</b>       | <b>-3</b>           | <b>+51</b>                      | <b>+176</b>                     | <b>5.05%</b>                      | <b>1,129</b>  |
| Clinical Nurse/ Midwife Manager 1             | 142          | 142           | 135           | 142           | 136           | -7              | +2              | -6                  | -5                              | -5                              | -3.87%                            | 142           |
| Clinical Nurse/ Midwife Manager 2             | 755          | 781           | 768           | 764           | 766           | -12             | -2              | +2                  | -14                             | +12                             | -1.81%                            | 804           |
| Clinical Nurse/ Midwife Manager 3             | 111          | 113           | 119           | 115           | 114           | +6              | -5              | -1                  | +1                              | +3                              | 0.49%                             | 116           |
| Director Nursing/Midwifery, Assistant         | 165          | 176           | 183           | 187           | 187           | +7              | +4              | +0                  | +11                             | +23                             | 6.45%                             | 190           |
| Director of Nursing/Midwifery                 | 29           | 34            | 32            | 32            | 31            | -2              | -0              | -1                  | -2                              | +2                              | -7.25%                            | 32            |
| <b>Nurse/ Midwife Manager</b>                 | <b>1,201</b> | <b>1,245</b>  | <b>1,237</b>  | <b>1,240</b>  | <b>1,235</b>  | <b>-8</b>       | <b>-2</b>       | <b>-5</b>           | <b>-10</b>                      | <b>+34</b>                      | <b>-0.81%</b>                     | <b>1,284</b>  |
| Advanced Nurse/ Midwife Practitioner          | 19           | 48            | 59            | 63            | 64            | +11             | +5              | +1                  | +16                             | +45                             | 32.29%                            | 66            |
| Adv. Nurse/ Midwife, Candidate                | 11           | 20            | 29            | 28            | 27            | +9              | -2              | -1                  | +7                              | +16                             | 36.62%                            | 28            |
| Clinical Nurse/ Midwife Spec., Candidate      |              |               | 1             | 1             | 1             | +1              | +0              | +0                  | +1                              | +1                              | -100.00%                          | 1             |
| Clinical Nurse/ Midwife Specialist            | 430          | 563           | 645           | 639           | 642           | +83             | -3              | +3                  | +80                             | +212                            | 14.16%                            | 683           |
| <b>Nurse/ Midwife Specialist &amp; AN/MP</b>  | <b>460</b>   | <b>631</b>    | <b>734</b>    | <b>731</b>    | <b>734</b>    | <b>+104</b>     | <b>-0</b>       | <b>+3</b>           | <b>+104</b>                     | <b>+274</b>                     | <b>16.42%</b>                     | <b>778</b>    |
| Nurse [Intellectual Disability]               | 5            | 7             | 7             | 7             | 8             | +0              | +1              | +1                  | +1                              | +3                              | 16.39%                            | 8             |
| Staff Nurse [Psychiatric]                     | 2,890        | 2,835         | 2,792         | 2,813         | 2,812         | -43             | +21             | -0                  | -22                             | -78                             | -0.79%                            | 3,045         |
| Staff Nurses [General/ Children's]            | 108          | 106           | 93            | 93            | 95            | -13             | +1              | +2                  | -12                             | -13                             | -10.88%                           | 102           |
| <b>Staff Nurse/ Staff Midwife</b>             | <b>3,002</b> | <b>2,948</b>  | <b>2,892</b>  | <b>2,912</b>  | <b>2,915</b>  | <b>-56</b>      | <b>+23</b>      | <b>+2</b>           | <b>-33</b>                      | <b>-88</b>                      | <b>-1.12%</b>                     | <b>3,155</b>  |
| Nursing/ Midwifery awaiting registration      | 57           | 39            | 56            | 19            | 13            | +17             | -42             | -5                  | -25                             | -44                             | -65.64%                           | 14            |
| Post-registration Nurse/ Midwife Student      | 1            |               |               |               |               |                 |                 |                     |                                 | -1                              | -100.00%                          |               |
| Pre-registration Nurse/ Midwife Intern        | 25           | 26            | 14            | 65            | 159           | -13             | +145            | +94                 | +132                            | +134                            | 501.40%                           | 324           |
| <b>Nursing/ Midwifery Student</b>             | <b>83</b>    | <b>65</b>     | <b>69</b>     | <b>84</b>     | <b>172</b>    | <b>+4</b>       | <b>+103</b>     | <b>+88</b>          | <b>+107</b>                     | <b>+89</b>                      | <b>164.22%</b>                    | <b>338</b>    |
| Nursing Education/Clinical                    | 32           | 34            | 33            | 36            | 35            | -2              | +3              | -0                  | +1                              | +4                              | 3.05%                             | 39            |
| <b>Nursing/ Midwifery other</b>               | <b>32</b>    | <b>34</b>     | <b>33</b>     | <b>36</b>     | <b>35</b>     | <b>-2</b>       | <b>+3</b>       | <b>-0</b>           | <b>+1</b>                       | <b>+4</b>                       | <b>3.05%</b>                      | <b>39</b>     |
| <b>Nursing &amp; Midwifery</b>                | <b>4,778</b> | <b>4,924</b>  | <b>4,965</b>  | <b>5,003</b>  | <b>5,092</b>  | <b>+42</b>      | <b>+127</b>     | <b>+89</b>          | <b>+169</b>                     | <b>+314</b>                     | <b>3.42%</b>                      | <b>5,594</b>  |
| Dietitians                                    | 19           | 18            | 24            | 25            | 25            | +6              | +1              | +1                  | +7                              | +6                              | 39.13%                            | 28            |
| Occupational Therapists                       | 337          | 346           | 353           | 349           | 341           | +7              | -12             | -8                  | -6                              | +4                              | -1.60%                            | 381           |
| Physiotherapists                              | 2            | 3             | 1             | 1             | 1             | -2              | +0              | +0                  | -2                              | -1                              | -69.73%                           | 2             |
| Podiatrists & Chiropodists                    | 1            | 1             |               |               |               | -1              |                 |                     | -1                              | -1                              | -100.00%                          |               |
| Speech & Language Therapists                  | 62           | 68            | 66            | 68            | 69            | -2              | +3              | +1                  | +2                              | +7                              | 2.25%                             | 82            |
| <b>Therapy Professions</b>                    | <b>420</b>   | <b>435</b>    | <b>444</b>    | <b>442</b>    | <b>436</b>    | <b>+9</b>       | <b>-8</b>       | <b>-6</b>           | <b>+0</b>                       | <b>+15</b>                      | <b>0.08%</b>                      | <b>493</b>    |
| Social Care                                   | 74           | 72            | 63            | 63            | 62            | -9              | -2              | -2                  | -10                             | -12                             | -14.40%                           | 70            |
| <b>Social Care</b>                            | <b>74</b>    | <b>72</b>     | <b>63</b>     | <b>63</b>     | <b>62</b>     | <b>-9</b>       | <b>-2</b>       | <b>-2</b>           | <b>-10</b>                      | <b>-12</b>                      | <b>-14.40%</b>                    | <b>70</b>     |
| Social Workers                                | 350          | 414           | 431           | 431           | 436           | +17             | +5              | +5                  | +22                             | +86                             | 5.39%                             | 479           |
| <b>Social Workers</b>                         | <b>350</b>   | <b>414</b>    | <b>431</b>    | <b>431</b>    | <b>436</b>    | <b>+17</b>      | <b>+5</b>       | <b>+5</b>           | <b>+22</b>                      | <b>+86</b>                      | <b>5.39%</b>                      | <b>479</b>    |
| Psychologists                                 | 394          | 448           | 467           | 468           | 474           | +20             | +7              | +7                  | +26                             | +80                             | 5.89%                             | 522           |
| <b>Psychologists</b>                          | <b>394</b>   | <b>448</b>    | <b>467</b>    | <b>468</b>    | <b>474</b>    | <b>+20</b>      | <b>+7</b>       | <b>+7</b>           | <b>+26</b>                      | <b>+80</b>                      | <b>5.89%</b>                      | <b>522</b>    |
| Pharmacists                                   | 16           | 16            | 21            | 20            | 20            | +5              | -1              | -0                  | +4                              | +4                              | 26.52%                            | 25            |
| Pharmacy Technicians                          | 2            | 4             | 5             | 5             | 5             | +1              | -0              | +0                  | +1                              | +2                              | 20.97%                            | 7             |
| <b>Pharmacy</b>                               | <b>19</b>    | <b>19</b>     | <b>25</b>     | <b>25</b>     | <b>24</b>     | <b>+6</b>       | <b>-1</b>       | <b>-0</b>           | <b>+5</b>                       | <b>+6</b>                       | <b>25.44%</b>                     | <b>32</b>     |
| Counsellor Therapists                         | 95           | 124           | 145           | 148           | 153           | +21             | +8              | +5                  | +28                             | +58                             | 22.78%                            | 171           |
| HSCP Trainees/Students                        |              |               | 4             |               |               | +4              | -4              |                     |                                 |                                 | -100.00%                          |               |
| Other Health & Social Care                    | 11           | 3             | 3             | 3             | 3             | -0              | -0              | -0                  | -0                              | -8                              | -16.05%                           | 6             |
| Play Therapists/ Specialists                  | 1            | 3             | 4             | 4             | 4             | +1              | +0              | +0                  | +1                              | +3                              | 32.15%                            | 5             |
| <b>H&amp;SC, Other</b>                        | <b>107</b>   | <b>130</b>    | <b>155</b>    | <b>154</b>    | <b>159</b>    | <b>+25</b>      | <b>+4</b>       | <b>+5</b>           | <b>+29</b>                      | <b>+52</b>                      | <b>22.11%</b>                     | <b>182</b>    |
| <b>Health &amp; Social Care Professionals</b> | <b>1,364</b> | <b>1,518</b>  | <b>1,586</b>  | <b>1,583</b>  | <b>1,591</b>  | <b>+68</b>      | <b>+5</b>       | <b>+7</b>           | <b>+72</b>                      | <b>+226</b>                     | <b>4.77%</b>                      | <b>1,778</b>  |
| Executive Management                          | 11           | 14            | 16            | 16            | 16            | +2              | +0              | +0                  | +2                              | +5                              | 13.67%                            | 16            |
| Senior Management (VIII & GM)                 | 47           | 61            | 58            | 57            | 57            | -3              | -0              | +0                  | -3                              | +10                             | -5.42%                            | 58            |
| <b>Management (VIII &amp; above)</b>          | <b>58</b>    | <b>75</b>     | <b>73</b>     | <b>73</b>     | <b>73</b>     | <b>-1</b>       | <b>-0</b>       | <b>+0</b>           | <b>-1</b>                       | <b>+15</b>                      | <b>-1.86%</b>                     | <b>74</b>     |
| Middle Management (V-VII)                     | 236          | 285           | 327           | 327           | 327           | +42             | +0              | +1                  | +42                             | +91                             | 14.59%                            | 342           |
| Other Administrative                          | 2            | 2             | 2             | 2             | 2             | +0              | +0              | +0                  | +0                              | +0                              | 1.91%                             | 2             |
| <b>Administrative/ Supervisory (V to VII)</b> | <b>238</b>   | <b>287</b>    | <b>329</b>    | <b>328</b>    | <b>329</b>    | <b>+42</b>      | <b>+0</b>       | <b>+1</b>           | <b>+42</b>                      | <b>+91</b>                      | <b>14.52%</b>                     | <b>344</b>    |



| FEB 2024                               | WTE DEC 2019 | WTE DEC 2022  | WTE DEC 2023  | WTE JAN 2024  | WTE FEB 2024  | WTE Change 2023 | WTE Change 2024 | WTE Change JAN 2024 | WTE Change Dec 2022 to FEB 2024 | WTE Change Dec 2019 to FEB 2024 | % WTE Change Dec 2022 to FEB 2024 | No. FEB 2024  |
|--|--------------|---------------|---------------|---------------|---------------|-----------------|-----------------|---------------------|---------------------------------|---------------------------------|-----------------------------------|---------------|
| <b>Overall</b>                         | <b>9,967</b> | <b>10,453</b> | <b>10,838</b> | <b>10,868</b> | <b>10,947</b> | <b>+385</b>     | <b>+109</b>     | <b>+78</b>          | <b>+493</b>                     | <b>+980</b>                     | <b>4.72%</b>                      | <b>11,997</b> |
| General Administrative (III & IV)      | 717          | 707           | 821           | 817           | 813           | +115            | -8              | -4                  | +106                            | +96                             | 15.06%                            | 899           |
| <b>Clerical (III &amp; IV)</b>         | <b>717</b>   | <b>707</b>    | <b>821</b>    | <b>817</b>    | <b>813</b>    | <b>+115</b>     | <b>-8</b>       | <b>-4</b>           | <b>+106</b>                     | <b>+96</b>                      | <b>15.06%</b>                     | <b>899</b>    |
| <b>Management &amp; Administrative</b> | <b>1,014</b> | <b>1,068</b>  | <b>1,223</b>  | <b>1,219</b>  | <b>1,215</b>  | <b>+155</b>     | <b>-8</b>       | <b>-4</b>           | <b>+147</b>                     | <b>+201</b>                     | <b>13.73%</b>                     | <b>1,317</b>  |
| Catering                               | 66           | 68            | 68            | 68            | 68            | +0              | -0              | -1                  | +0                              | +2                              | 0.18%                             | 75            |
| Household Services                     | 424          | 397           | 388           | 386           | 385           | -9              | -4              | -1                  | -13                             | -40                             | -3.22%                            | 442           |
| Other Support                          | 47           | 40            | 30            | 30            | 30            | -10             | -0              | +1                  | -10                             | -17                             | -25.02%                           | 36            |
| Portering                              | 48           | 51            | 44            | 41            | 40            | -7              | -3              | -1                  | -10                             | -8                              | -19.97%                           | 41            |
| <b>Support</b>                         | <b>585</b>   | <b>556</b>    | <b>530</b>    | <b>525</b>    | <b>523</b>    | <b>-25</b>      | <b>-7</b>       | <b>-2</b>           | <b>-33</b>                      | <b>-62</b>                      | <b>-5.91%</b>                     | <b>594</b>    |
| Maintenance                            | 127          | 129           | 125           | 126           | 128           | -4              | +3              | +2                  | -1                              | +1                              | -0.82%                            | 132           |
| <b>Maintenance/ Technical</b>          | <b>127</b>   | <b>129</b>    | <b>125</b>    | <b>126</b>    | <b>128</b>    | <b>-4</b>       | <b>+3</b>       | <b>+2</b>           | <b>-1</b>                       | <b>+1</b>                       | <b>-0.82%</b>                     | <b>132</b>    |
| <b>General Support</b>                 | <b>712</b>   | <b>685</b>    | <b>655</b>    | <b>650</b>    | <b>651</b>    | <b>-29</b>      | <b>-5</b>       | <b>+0</b>           | <b>-34</b>                      | <b>-61</b>                      | <b>-4.95%</b>                     | <b>726</b>    |
| Attendant/ Aide                        | 605          | 423           | 409           | 398           | 395           | -14             | -14             | -3                  | -28                             | -210                            | -6.58%                            | 438           |
| Health Care Assistant/ Care Assistant  | 382          | 588           | 665           | 676           | 672           | +76             | +7              | -4                  | +84                             | +290                            | 14.20%                            | 706           |
| Health & Social Care Assistants        | 9            | 19            | 38            | 45            | 45            | +18             | +8              | +0                  | +26                             | +37                             | 137.67%                           | 48            |
| <b>Health Care Assistants</b>          | <b>996</b>   | <b>1,030</b>  | <b>1,111</b>  | <b>1,119</b>  | <b>1,112</b>  | <b>+81</b>      | <b>+1</b>       | <b>-7</b>           | <b>+82</b>                      | <b>+117</b>                     | <b>7.97%</b>                      | <b>1,192</b>  |
| Home Care Services                     | 16           | 23            | 21            | 20            | 15            | -2              | -6              | -6                  | -8                              | -1                              | -36.43%                           | 20            |
| Other Care Grades                      | 23           | 19            | 41            | 40            | 45            | +22             | +4              | +5                  | +26                             | +23                             | 134.53%                           | 49            |
| Pastoral Care                          | 13           | 9             | 10            | 9             | 9             | +1              | -0              | +0                  | +0                              | -3                              | 0.43%                             | 15            |
| Workshop Services                      | 165          | 164           | 157           | 157           | 153           | -7              | -4              | -4                  | -11                             | -12                             | -6.79%                            | 177           |
| <b>Care, other</b>                     | <b>216</b>   | <b>216</b>    | <b>229</b>    | <b>227</b>    | <b>222</b>    | <b>+13</b>      | <b>-7</b>       | <b>-4</b>           | <b>+6</b>                       | <b>+6</b>                       | <b>2.93%</b>                      | <b>261</b>    |
| <b>Patient &amp; Client Care</b>       | <b>1,212</b> | <b>1,246</b>  | <b>1,340</b>  | <b>1,346</b>  | <b>1,334</b>  | <b>+94</b>      | <b>-5</b>       | <b>-12</b>          | <b>+88</b>                      | <b>+123</b>                     | <b>7.09%</b>                      | <b>1,453</b>  |

# WTE Change by Staff Category

■ WTE change since DEC 2019 
 ■ WTE change since DEC 2022 
 ■ WTE change since DEC 2023 
 ■ WTE change since FEB 2023



# Mental Health Employment Report by WTE, Headcount, Gender, Full-Time / Part-Time etc. FEB 2024

| FEB 2024                                      | WTE FEB 2024  | No. FEB 2024  | WTE : No     | % Male        | % Female      | Male WTE : No. | Female WTE : No | Perm Count %  | Perm Count Male % | Perm Count Female % | Fulltime Count % | Part time Count % | FT Count Male % | FT Count Female % |
|---|---------------|---------------|--------------|---------------|---------------|----------------|-----------------|---------------|-------------------|---------------------|------------------|-------------------|-----------------|-------------------|
| <b>Total</b>                                  | <b>10,947</b> | <b>11,997</b> | <b>1:0.9</b> | <b>26.67%</b> | <b>73.33%</b> | <b>1:1</b>     | <b>1:0.9</b>    | <b>84.39%</b> | <b>21.84%</b>     | <b>62.55%</b>       | <b>86.29%</b>    | <b>13.71%</b>     | <b>93.97%</b>   | <b>83.49%</b>     |
| Consultants                                   | 429.57        | 465           | 1:0.9        | 41.51%        | 58.49%        | 1:1            | 1:0.9           | 68.17%        | 27.96%            | 40.22%              | 86.88%           | 13.12%            | 91.71%          | 83.46%            |
| Registrars                                    | 341.48        | 359           | 1:1          | 42.90%        | 57.10%        | 1:1            | 1:0.9           | 3.62%         | 1.67%             | 1.95%               | 93.59%           | 6.41%             | 99.35%          | 89.27%            |
| SHO/ Interns                                  | 289.88        | 299           | 1:1          | 39.46%        | 60.54%        | 1:1            | 1:1             | 0.33%         |                   | 0.33%               | 98.33%           | 1.67%             | 100.00%         | 97.24%            |
| Medical/ Dental, other                        | 2.97          | 6             | 1:0.5        | 50.00%        | 50.00%        | 1:0.4          | 1:0.5           | 50.00%        | 16.67%            | 33.33%              | 33.33%           | 66.67%            | 33.33%          | 33.33%            |
| <b>Medical &amp; Dental</b>                   | <b>1,064</b>  | <b>1,129</b>  | <b>1:0.9</b> | <b>41.45%</b> | <b>58.55%</b> | <b>1:1</b>     | <b>1:0.9</b>    | <b>29.58%</b> | <b>12.13%</b>     | <b>17.45%</b>       | <b>91.76%</b>    | <b>8.24%</b>      | <b>95.94%</b>   | <b>88.80%</b>     |
| Nurse/ Midwife Manager                        | 1,235.27      | 1,284         | 1:1          | 36.92%        | 63.08%        | 1:1            | 1:0.9           | 98.75%        | 36.29%            | 62.46%              | 94.78%           | 5.22%             | 98.10%          | 92.84%            |
| Nurse/ Midwife Specialist & AN/MP             | 734.35        | 778           | 1:0.9        | 18.77%        | 81.23%        | 1:1            | 1:0.9           | 99.49%        | 18.64%            | 80.85%              | 92.80%           | 7.20%             | 97.95%          | 91.61%            |
| Staff Nurse/ Staff Midwife                    | 2,914.89      | 3,155         | 1:0.9        | 24.85%        | 75.15%        | 1:0.9          | 1:0.9           | 92.33%        | 22.12%            | 70.21%              | 87.99%           | 12.01%            | 91.33%          | 86.88%            |
| Nursing/ Midwifery Student                    | 172.14        | 338           | 1:0.5        | 15.38%        | 84.62%        | 1:0.5          | 1:0.5           | 2.07%         | 0.59%             | 1.48%               | 100.00%          |                   | 100.00%         | 100.00%           |
| Nursing/ Midwifery other                      | 35.43         | 39            | 1:0.9        | 12.82%        | 87.18%        | 1:1            | 1:0.9           | 100.00%       | 12.82%            | 87.18%              | 92.31%           | 7.69%             | 100.00%         | 91.18%            |
| <b>Nursing &amp; Midwifery</b>                | <b>5,092</b>  | <b>5,594</b>  | <b>1:0.9</b> | <b>26.12%</b> | <b>73.88%</b> | <b>1:0.9</b>   | <b>1:0.9</b>    | <b>89.40%</b> | <b>23.53%</b>     | <b>65.87%</b>       | <b>90.97%</b>    | <b>9.03%</b>      | <b>94.52%</b>   | <b>89.72%</b>     |
| Therapy Professions                           | 435.76        | 493           | 1:0.9        | 8.92%         | 91.08%        | 1:0.9          | 1:0.9           | 96.35%        | 8.92%             | 87.42%              | 84.79%           | 15.21%            | 90.91%          | 84.19%            |
| Social Care                                   | 61.51         | 70            | 1:0.9        | 20.00%        | 80.00%        | 1:1            | 1:0.9           | 100.00%       | 20.00%            | 80.00%              | 71.43%           | 28.57%            | 85.71%          | 67.86%            |
| Social Workers                                | 435.89        | 479           | 1:0.9        | 17.95%        | 82.05%        | 1:0.9          | 1:0.9           | 95.20%        | 16.91%            | 78.29%              | 84.76%           | 15.24%            | 95.35%          | 82.44%            |
| Psychologists                                 | 474.25        | 522           | 1:0.9        | 19.35%        | 80.65%        | 1:1            | 1:0.9           | 75.48%        | 16.09%            | 59.39%              | 83.33%           | 16.67%            | 98.02%          | 79.81%            |
| Pharmacy                                      | 24.11         | 32            | 1:0.8        | 15.63%        | 84.38%        | 1:0.8          | 1:0.7           | 93.75%        | 12.50%            | 81.25%              | 50.00%           | 50.00%            | 80.00%          | 44.44%            |
| H&SC, Other                                   | 159.12        | 182           | 1:0.9        | 19.23%        | 80.77%        | 1:0.9          | 1:0.9           | 92.86%        | 18.68%            | 74.18%              | 70.33%           | 29.67%            | 85.71%          | 66.67%            |
| <b>Health &amp; Social Care Professionals</b> | <b>1,591</b>  | <b>1,778</b>  | <b>1:0.9</b> | <b>16.03%</b> | <b>83.97%</b> | <b>1:1</b>     | <b>1:0.9</b>    | <b>89.65%</b> | <b>14.68%</b>     | <b>74.97%</b>       | <b>81.72%</b>    | <b>18.28%</b>     | <b>93.68%</b>   | <b>79.44%</b>     |
| Management (VIII & above)                     | 73.2          | 74            | 1:1          | 32.43%        | 67.57%        | 1:1            | 1:1             | 97.30%        | 31.08%            | 66.22%              | 98.65%           | 1.35%             | 95.83%          | 100.00%           |
| Administrative/ Supervisory (V to VII)        | 328.73        | 344           | 1:1          | 20.06%        | 79.94%        | 1:1            | 1:0.9           | 95.93%        | 19.19%            | 76.74%              | 88.95%           | 11.05%            | 98.55%          | 86.55%            |
| Clerical (III & IV)                           | 813.06        | 899           | 1:0.9        | 9.23%         | 90.77%        | 1:1            | 1:0.9           | 86.76%        | 8.23%             | 78.53%              | 78.75%           | 21.25%            | 92.77%          | 77.33%            |
| <b>Management &amp; Administrative</b>        | <b>1,215</b>  | <b>1,317</b>  | <b>1:0.9</b> | <b>13.36%</b> | <b>86.64%</b> | <b>1:1</b>     | <b>1:0.9</b>    | <b>89.75%</b> | <b>12.38%</b>     | <b>77.37%</b>       | <b>82.54%</b>    | <b>17.46%</b>     | <b>95.45%</b>   | <b>80.54%</b>     |
| Support                                       | 522.97        | 594           | 1:0.9        | 30.47%        | 69.53%        | 1:1            | 1:0.8           | 93.77%        | 28.11%            | 65.66%              | 64.98%           | 35.02%            | 90.61%          | 53.75%            |
| Maintenance/ Technical                        | 127.67        | 132           | 1:1          | 99.24%        | 0.76%         | 1:1            | 1:1             | 96.97%        | 96.21%            | 0.76%               | 97.73%           | 2.27%             | 97.71%          | 100.00%           |
| <b>General Support</b>                        | <b>651</b>    | <b>726</b>    | <b>1:0.9</b> | <b>42.98%</b> | <b>57.02%</b> | <b>1:1</b>     | <b>1:0.8</b>    | <b>94.35%</b> | <b>40.50%</b>     | <b>53.86%</b>       | <b>70.94%</b>    | <b>29.06%</b>     | <b>93.59%</b>   | <b>53.86%</b>     |
| Health Care Assistants                        | 1,112.18      | 1,192         | 1:0.9        | 31.63%        | 68.37%        | 1:1            | 1:0.9           | 92.45%        | 29.11%            | 63.34%              | 82.38%           | 17.62%            | 92.84%          | 77.55%            |
| Care, other                                   | 222.3         | 261           | 1:0.9        | 46.36%        | 53.64%        | 1:0.9          | 1:0.8           | 86.59%        | 39.08%            | 47.51%              | 72.80%           | 27.20%            | 82.64%          | 64.29%            |
| <b>Patient &amp; Client Care</b>              | <b>1,334</b>  | <b>1,453</b>  | <b>1:0.9</b> | <b>34.27%</b> | <b>65.73%</b> | <b>1:0.9</b>   | <b>1:0.9</b>    | <b>91.40%</b> | <b>30.90%</b>     | <b>60.50%</b>       | <b>80.66%</b>    | <b>19.34%</b>     | <b>90.36%</b>   | <b>75.60%</b>     |



## Mental Health Employment Report by WTE, Headcount, Gender, Full-Time / Part-Time etc. FEB 2024

| FEB 2024                 | WTE FEB 2024  | No. FEB 2024  | WTE : No     | % Male        | % Female      | Male WTE : No. | Female WTE : No | Perm Count %  | Number Male % | Number Female % | Fulltime Count % | Part time Count % | FT Count Male % | FT Count Female % |
|--------------------------|---------------|---------------|--------------|---------------|---------------|----------------|-----------------|---------------|---------------|-----------------|------------------|-------------------|-----------------|-------------------|
| <b>Total</b>             | <b>10,947</b> | <b>11,997</b> | <b>1:0.9</b> | <b>26.67%</b> | <b>73.33%</b> | <b>1:1</b>     | <b>1:0.9</b>    | <b>84.39%</b> | <b>21.84%</b> | <b>62.55%</b>   | <b>86.29%</b>    | <b>13.71%</b>     | <b>93.97%</b>   | <b>83.49%</b>     |
| CHO 1                    | 1,061         | 1,143         | 1:0.9        | 25.55%        | 74.45%        | 1:1            | 1:0.9           | 89.41%        | 22.31%        | 67.10%          | 87.84%           | 12.16%            | 96.23%          | 84.96%            |
| CHO 2                    | 1,377         | 1,503         | 1:0.9        | 27.88%        | 72.12%        | 1:0.9          | 1:0.9           | 85.96%        | 22.55%        | 63.41%          | 86.29%           | 13.71%            | 92.36%          | 83.95%            |
| CHO 3                    | 862           | 941           | 1:0.9        | 21.47%        | 78.53%        | 1:1            | 1:0.9           | 82.04%        | 17.75%        | 64.29%          | 88.10%           | 11.90%            | 92.08%          | 87.01%            |
| CHO 4                    | 1,615         | 1,789         | 1:0.9        | 25.60%        | 74.40%        | 1:0.9          | 1:0.9           | 74.79%        | 18.39%        | 56.40%          | 83.40%           | 16.60%            | 92.36%          | 80.32%            |
| CHO 5                    | 1,338         | 1,477         | 1:0.9        | 25.05%        | 74.95%        | 1:0.9          | 1:0.9           | 88.63%        | 20.92%        | 67.70%          | 81.99%           | 18.01%            | 91.62%          | 78.77%            |
| CHO 6                    | 696           | 774           | 1:0.9        | 28.29%        | 71.71%        | 1:0.9          | 1:0.9           | 86.82%        | 24.42%        | 62.40%          | 83.46%           | 16.54%            | 92.24%          | 80.00%            |
| CHO 7                    | 918           | 1,011         | 1:0.9        | 23.54%        | 76.46%        | 1:1            | 1:0.9           | 84.08%        | 18.89%        | 65.18%          | 89.52%           | 10.48%            | 96.22%          | 87.45%            |
| CHO 8                    | 1,140         | 1,252         | 1:0.9        | 24.52%        | 75.48%        | 1:1            | 1:0.9           | 84.03%        | 19.81%        | 64.22%          | 87.30%           | 12.70%            | 96.42%          | 84.34%            |
| CHO 9                    | 1,358         | 1,500         | 1:0.9        | 28.13%        | 71.87%        | 1:1            | 1:0.9           | 84.00%        | 23.00%        | 61.00%          | 86.47%           | 13.53%            | 96.45%          | 82.56%            |
| other Community Services | 583           | 607           | 1:1          | 44.98%        | 55.02%        | 1:1            | 1:1             | 91.76%        | 40.86%        | 50.91%          | 95.22%           | 4.78%             | 94.14%          | 96.11%            |



## Previous Month Summary

|                                   | % WTE change since JAN 2024 | WTE change since DEC 2023 | CHO 1        | CHO 2        | CHO 3        | CHO 4        | CHO 5        | CHO 6        | CHO 7       | CHO 8        | CHO 9        | other Community Services |
|-----------------------------------|-----------------------------|---------------------------|--------------|--------------|--------------|--------------|--------------|--------------|-------------|--------------|--------------|--------------------------|
| <b>Total</b>                      | <b>+0.7%</b>                | <b>+108.7</b>             | <b>+11.1</b> | <b>+16.1</b> | <b>+10.2</b> | <b>-0.6</b>  | <b>+12.5</b> | <b>+13.3</b> | <b>+5.5</b> | <b>+17.7</b> | <b>+19.6</b> | <b>+3.1</b>              |
| Consultants                       | +0.6%                       | -0.6                      | +0.8         | -0.2         | -0.5         | -2.5         | -1.8         | +2.4         | +0.8        | +0.9         | +0.5         | -1.0                     |
| Registrars                        | -1.0%                       | +2.9                      | +1.1         | +4.8         | +5.0         | -3.6         | +2.1         | +0.9         | -3.4        | -2.5         | -0.1         | -1.5                     |
| SHO/ Interns                      | -0.7%                       | -7.0                      | -1.2         | -3.6         | -4.0         | -1.0         | +1.0         | -4.0         | -3.6        | +7.6         | +1.9         |                          |
| Medical/ Dental, other            | +0.0%                       | +0.0                      |              |              |              | +0.0         | +0.0         |              |             |              |              |                          |
| <b>Medical &amp; Dental</b>       | <b>-0.3%</b>                | <b>-4.6</b>               | <b>+0.8</b>  | <b>+1.0</b>  | <b>+0.5</b>  | <b>-7.0</b>  | <b>+1.2</b>  | <b>-0.7</b>  | <b>-6.2</b> | <b>+6.0</b>  | <b>+2.2</b>  | <b>-2.5</b>              |
| Nurse/ Midwife Manager            | -0.4%                       | -2.0                      | -0.4         | +0.2         | -1.0         | +1.5         | +5.5         | -1.7         | -1.5        | -3.0         | -1.0         | -0.6                     |
| Nurse/ Midwife Specialist & AN/MP | +0.4%                       | -0.0                      | +0.3         | +2.4         | -0.4         | -4.3         | -1.4         | +2.4         | -3.0        | +2.6         | +1.3         | +0.0                     |
| Staff Nurse/ Staff Midwife        | +0.1%                       | +23.1                     | +6.3         | +4.6         | -2.8         | -6.5         | +9.5         | +2.3         | +7.0        | -7.3         | +2.8         | +7.2                     |
| Nursing/ Midwifery Student        | +105.1%                     | +102.9                    | +6.3         | +9.3         | +12.7        | +22.5        | +0.5         | +8.0         | +6.2        | +23.5        | +16.1        | -2.0                     |
| Nursing/ Midwifery other          | -0.2%                       | +2.8                      | +0.0         | +1.0         | +0.0         | +1.0         | +0.1         | -0.2         | -0.2        | +0.0         | +1.1         | +0.0                     |
| <b>Nursing &amp; Midwifery</b>    | <b>+1.8%</b>                | <b>+126.8</b>             | <b>+12.5</b> | <b>+17.4</b> | <b>+8.5</b>  | <b>+14.1</b> | <b>+14.1</b> | <b>+10.8</b> | <b>+8.6</b> | <b>+15.8</b> | <b>+20.3</b> | <b>+4.6</b>              |
| Therapy Professions               | -1.4%                       | -8.4                      | -1.2         | +0.0         | -0.1         | -6.0         | +0.1         | +0.1         | +1.3        | +0.6         | -2.3         | -1.0                     |
| Social Care                       | -2.8%                       | -1.5                      | +0.0         | -0.3         | -0.3         | -0.2         | +0.0         | +0.5         | -0.7        | -0.3         | -0.1         | -0.1                     |
| Social Workers                    | +1.1%                       | +5.2                      | +0.2         | +2.6         | +1.3         | -0.3         | +0.9         | -0.9         | +1.2        | -2.2         | +1.3         | +1.0                     |
| Psychologists                     | +1.4%                       | +6.9                      | +1.8         | -2.3         | +1.6         | +1.3         | -0.9         | -0.9         | +2.5        | -0.2         | +3.9         | +0.0                     |
| Pharmacy                          | -1.9%                       | -1.1                      | -0.2         | +0.0         | +0.1         | -0.8         |              |              | -0.1        | +0.0         | +0.1         | -0.2                     |



|   |              |             |             |             |             |             |             |             |             |             |             |             |
|---|--------------|-------------|-------------|-------------|-------------|-------------|-------------|-------------|-------------|-------------|-------------|-------------|
| H&SC, Other                                   | +3.0%        | +3.7        | +2.6        | +1.2        | +0.3        | -0.3        | +0.1        | -0.7        | -0.1        | +0.7        | +0.0        |             |
| <b>Health &amp; Social Care Professionals</b> | <b>+0.5%</b> | <b>+4.8</b> | <b>+3.2</b> | <b>+1.2</b> | <b>+2.9</b> | <b>-6.3</b> | <b>+0.2</b> | <b>-2.0</b> | <b>+4.2</b> | <b>-1.3</b> | <b>+2.9</b> | <b>-0.2</b> |
| Management (VIII & above)                     | +0.2%        | -0.2        | +0.1        | +0.0        | +0.0        | +0.0        | +0.0        | +0.0        | -0.1        | +0.0        | -0.1        | -0.1        |
| Administrative/ Supervisory (V to VII)        | +0.2%        | +0.1        | +1.7        | -0.5        | +0.1        | -0.5        | +1.4        | +0.5        | -0.3        | -0.5        | -1.2        | -0.9        |
| Clerical (III & IV)                           | -0.5%        | -8.3        | -2.6        | -2.7        | -1.7        | +3.2        | -1.7        | +2.3        | -1.6        | -1.6        | -3.0        | +1.3        |
| <b>Management &amp; Administrative</b>        | <b>-0.3%</b> | <b>-8.3</b> | <b>-0.8</b> | <b>-3.2</b> | <b>-1.6</b> | <b>+2.8</b> | <b>-0.3</b> | <b>+2.8</b> | <b>-2.0</b> | <b>-2.1</b> | <b>-4.3</b> | <b>+0.3</b> |
| Support                                       | -0.4%        | -7.5        | -3.4        | -1.9        | -1.0        | -2.2        | -1.7        | -1.7        | +0.8        | +1.9        | +0.9        | +0.8        |
| Maintenance/ Technical                        | +1.7%        | +2.9        | +0.1        | -1.2        | +2.8        | -0.1        | -0.2        | +0.0        | +0.0        | -0.7        | +1.0        | +1.1        |
| <b>General Support</b>                        | <b>+0.0%</b> | <b>-4.6</b> | <b>-3.2</b> | <b>-3.1</b> | <b>+1.8</b> | <b>-2.3</b> | <b>-1.9</b> | <b>-1.7</b> | <b>+0.8</b> | <b>+1.3</b> | <b>+1.9</b> | <b>+1.9</b> |
| Health Care Assistants                        | -0.6%        | +1.5        | +0.7        | +5.2        | -1.8        | -1.2        | -0.4        | +4.4        | +0.4        | -2.0        | -2.8        | -1.0        |
| Care, other                                   | -2.0%        | -6.8        | -2.1        | -2.4        | -0.1        | -0.6        | -0.5        | -0.4        | -0.2        | -0.1        | -0.5        | -0.0        |
| <b>Patient &amp; Client Care</b>              | <b>-0.9%</b> | <b>-5.3</b> | <b>-1.4</b> | <b>+2.8</b> | <b>-1.9</b> | <b>-1.8</b> | <b>-0.9</b> | <b>+4.0</b> | <b>+0.2</b> | <b>-2.1</b> | <b>-3.3</b> | <b>-1.0</b> |





## Year on Year Summary

|                                   | % WTE change since FEB 2023 | WTE change since FEB 2023 | CHO 1       | CHO 2        | CHO 3        | CHO 4        | CHO 5        | CHO 6        | CHO 7        | CHO 8        | CHO 9        | other Community Services |
|-----------------------------------|-----------------------------|---------------------------|-------------|--------------|--------------|--------------|--------------|--------------|--------------|--------------|--------------|--------------------------|
| <b>Total</b>                      | <b>+0.7%</b>                | <b>+407.8</b>             | <b>+4.7</b> | <b>+37.5</b> | <b>+27.9</b> | <b>+65.0</b> | <b>+81.6</b> | <b>+49.6</b> | <b>+33.2</b> | <b>+12.2</b> | <b>+13.9</b> | <b>+82.3</b>             |
| Consultants                       | +0.6%                       | +38.8                     | +3.4        | +5.5         | +1.3         | -0.1         | +2.8         | +6.7         | +9.0         | +2.9         | +5.0         | +2.4                     |
| Registrars                        | -1.0%                       | +6.9                      | +2.1        | +12.4        | +6.4         | -0.6         | +3.5         | +2.9         | -9.6         | +1.1         | -12.7        | +1.3                     |
| SHO/ Interns                      | -0.7%                       | +57.9                     | +0.1        | -5.5         | -5.9         | +26.1        | +5.6         | -0.2         | +10.0        | +9.6         | +20.0        | -2.0                     |
| Medical/ Dental, other            | +0.0%                       | -0.9                      |             | -1.0         |              | +0.0         | +0.1         |              |              |              |              |                          |
| <b>Medical &amp; Dental</b>       | <b>-0.3%</b>                | <b>+102.8</b>             | <b>+5.6</b> | <b>+11.5</b> | <b>+1.8</b>  | <b>+25.4</b> | <b>+12.0</b> | <b>+9.4</b>  | <b>+9.4</b>  | <b>+13.6</b> | <b>+12.3</b> | <b>+1.7</b>              |
| Nurse/ Midwife Manager            | -0.4%                       | -7.2                      | +2.1        | +8.4         | +4.9         | -4.2         | -12.2        | -3.1         | -11.2        | +0.4         | +6.4         | +1.3                     |
| Nurse/ Midwife Specialist & AN/MP | +0.4%                       | +77.7                     | +5.8        | +20.0        | +5.4         | +5.0         | +15.4        | +8.8         | +11.1        | +6.6         | -0.2         | +0.0                     |
| Staff Nurse/ Staff Midwife        | +0.1%                       | +2.9                      | -4.1        | -21.0        | -0.0         | +9.1         | +6.9         | -5.2         | +2.8         | -9.8         | -7.3         | +31.5                    |
| Nursing/ Midwifery Student        | +105.1%                     | -3.2                      | -2.0        | -2.2         | -3.5         | +2.0         | +0.4         | +3.1         | -2.8         | -1.3         | +2.0         | +1.0                     |
| Nursing/ Midwifery other          | -0.2%                       | +0.9                      | -0.0        | +1.0         | +0.0         | +1.0         | +0.2         | -0.0         | -2.4         | +0.0         | +0.1         | +1.0                     |
| <b>Nursing &amp; Midwifery</b>    | <b>+1.8%</b>                | <b>+71.0</b>              | <b>+1.7</b> | <b>+6.2</b>  | <b>+6.8</b>  | <b>+12.8</b> | <b>+10.7</b> | <b>+3.5</b>  | <b>-2.5</b>  | <b>-4.1</b>  | <b>+1.0</b>  | <b>+34.9</b>             |
| Therapy Professions               | -1.4%                       | +1.0                      | -1.9        | +0.7         | -1.5         | +4.0         | -2.8         | +5.3         | +3.3         | -1.3         | -5.3         | +0.5                     |
| Social Care                       | -2.8%                       | -8.1                      | -1.1        | -0.7         | -1.2         | -3.0         | +0.8         | -2.0         | -0.5         | -1.2         | -0.1         | +0.9                     |
| Social Workers                    | +1.1%                       | +20.3                     | +1.3        | +6.3         | -1.1         | +1.5         | +5.9         | -1.2         | +5.9         | +1.2         | -2.4         | +3.0                     |
| Psychologists                     | +1.4%                       | +19.6                     | -1.1        | -5.2         | -0.8         | +5.6         | +1.2         | +5.2         | +5.1         | +1.6         | +9.5         | -1.5                     |
| Pharmacy                          | -1.9%                       | +4.8                      | +0.0        | +1.2         | -0.1         | -0.8         |              |              | -0.2         | +1.0         | +3.0         | +0.6                     |



|   |              |              |             |              |              |              |              |              |              |             |             |              |
|---|--------------|--------------|-------------|--------------|--------------|--------------|--------------|--------------|--------------|-------------|-------------|--------------|
| H&SC, Other                                   | +3.0%        | +28.3        | +3.4        | +12.2        | +1.9         | +0.8         | -2.3         | +8.9         | -0.2         | +2.7        | +0.9        |              |
| <b>Health &amp; Social Care Professionals</b> | <b>+0.5%</b> | <b>+65.9</b> | <b>+0.4</b> | <b>+14.5</b> | <b>-2.8</b>  | <b>+8.2</b>  | <b>+2.9</b>  | <b>+16.2</b> | <b>+13.4</b> | <b>+4.0</b> | <b>+5.6</b> | <b>+3.4</b>  |
| Management (VIII & above)                     | +0.2%        | -2.3         | -1.0        | +0.0         | +0.0         | -0.2         | +0.0         | +0.0         | -1.0         | +1.0        | -0.1        | -1.1         |
| Administrative/ Supervisory (V to VII)        | +0.2%        | +27.1        | +5.4        | +3.3         | -0.7         | +3.4         | +5.7         | +0.1         | +1.8         | +3.6        | +0.5        | +4.0         |
| Clerical (III & IV)                           | -0.5%        | +70.3        | -5.0        | +9.5         | +7.4         | +23.0        | +13.4        | +12.1        | +7.0         | -3.1        | -2.2        | +8.1         |
| <b>Management &amp; Administrative</b>        | <b>-0.3%</b> | <b>+95.0</b> | <b>-0.7</b> | <b>+12.9</b> | <b>+6.8</b>  | <b>+26.2</b> | <b>+19.1</b> | <b>+12.2</b> | <b>+7.8</b>  | <b>+1.6</b> | <b>-1.8</b> | <b>+11.1</b> |
| Support                                       | -0.4%        | -24.2        | -1.0        | -6.0         | -1.5         | -10.6        | +6.8         | -2.4         | -2.5         | -1.4        | -1.0        | -4.6         |
| Maintenance/ Technical                        | +1.7%        | +0.9         | +0.5        | -2.8         | +4.8         | -1.3         | -1.2         | +0.0         | -1.0         | +2.1        | -1.0        | +0.9         |
| <b>General Support</b>                        | <b>+0.0%</b> | <b>-23.3</b> | <b>-0.6</b> | <b>-8.8</b>  | <b>+3.3</b>  | <b>-11.9</b> | <b>+5.6</b>  | <b>-2.4</b>  | <b>-3.5</b>  | <b>+0.7</b> | <b>-2.0</b> | <b>-3.7</b>  |
| Health Care Assistants                        | -0.6%        | +91.0        | +0.6        | +6.4         | +12.2        | +6.7         | +29.5        | +10.6        | +6.2         | -2.4        | -0.7        | +21.8        |
| Care, other                                   | -2.0%        | +5.5         | -2.4        | -5.3         | -0.1         | -2.4         | +1.8         | +0.1         | +2.3         | -1.1        | -0.5        | +13.0        |
| <b>Patient &amp; Client Care</b>              | <b>-0.9%</b> | <b>+96.5</b> | <b>-1.8</b> | <b>+1.2</b>  | <b>+12.1</b> | <b>+4.3</b>  | <b>+31.4</b> | <b>+10.7</b> | <b>+8.5</b>  | <b>-3.4</b> | <b>-1.2</b> | <b>+34.8</b> |



## Year to Date Summary

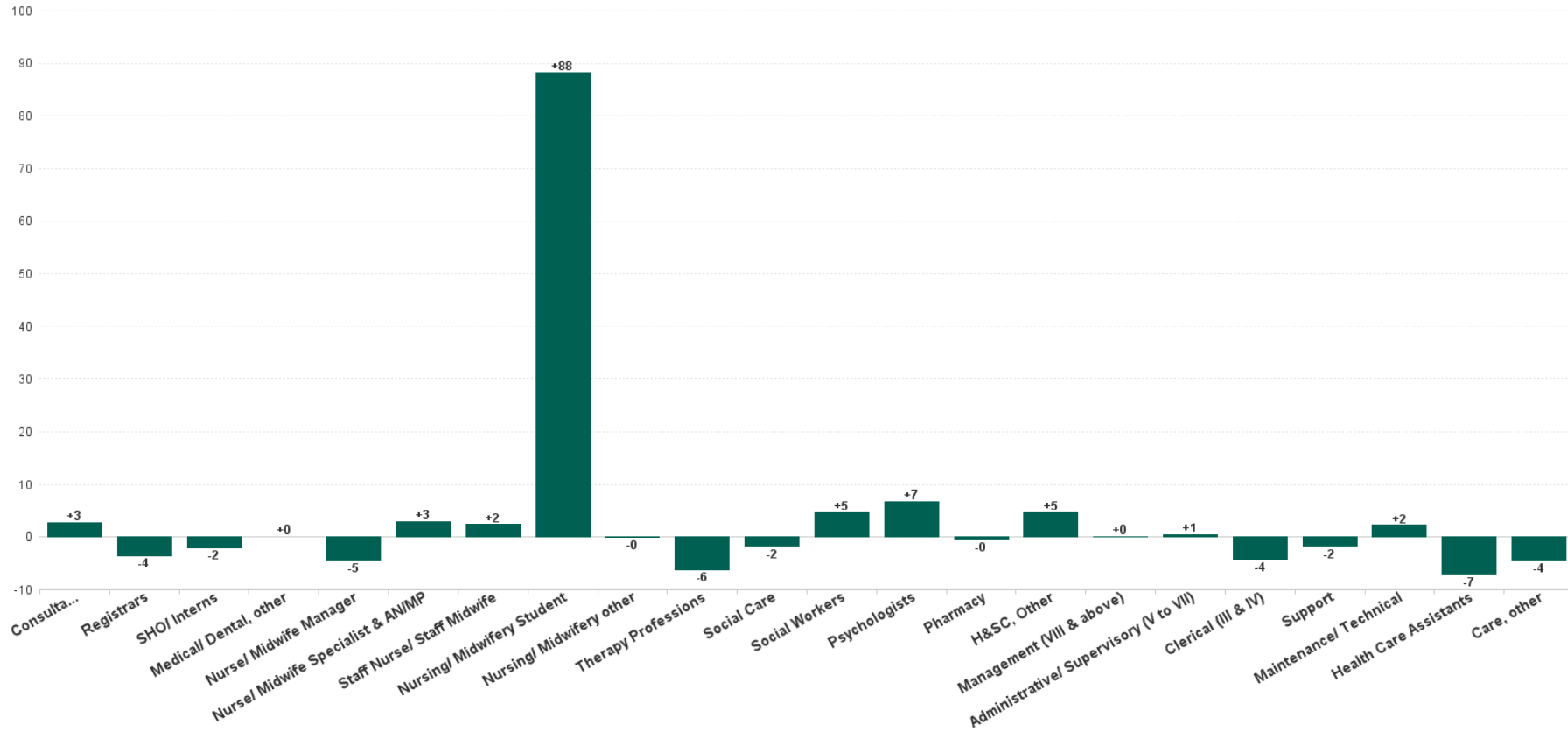
|   | % WTE change since JAN 2024 | WTE change since DEC 2023 | CHO 1        | CHO 2        | CHO 3        | CHO 4        | CHO 5        | CHO 6        | CHO 7       | CHO 8        | CHO 9        | other Community Services |
|---|-----------------------------|---------------------------|--------------|--------------|--------------|--------------|--------------|--------------|-------------|--------------|--------------|--------------------------|
| <b>Total</b>                                  | <b>+1.0%</b>                | <b>+108.7</b>             | <b>+11.1</b> | <b>+16.1</b> | <b>+10.2</b> | <b>-0.6</b>  | <b>+12.5</b> | <b>+13.3</b> | <b>+5.5</b> | <b>+17.7</b> | <b>+19.6</b> | <b>+3.1</b>              |
| Consultants                                   | -0.1%                       | -0.6                      | +0.8         | -0.2         | -0.5         | -2.5         | -1.8         | +2.4         | +0.8        | +0.9         | +0.5         | -1.0                     |
| Registrars                                    | +0.9%                       | +2.9                      | +1.1         | +4.8         | +5.0         | -3.6         | +2.1         | +0.9         | -3.4        | -2.5         | -0.1         | -1.5                     |
| SHO/ Interns                                  | -2.4%                       | -7.0                      | -1.2         | -3.6         | -4.0         | -1.0         | +1.0         | -4.0         | -3.6        | +7.6         | +1.9         |                          |
| Medical/ Dental, other                        | +0.0%                       | +0.0                      |              |              |              | +0.0         | +0.0         |              |             |              |              |                          |
| <b>Medical &amp; Dental</b>                   | <b>-0.4%</b>                | <b>-4.6</b>               | <b>+0.8</b>  | <b>+1.0</b>  | <b>+0.5</b>  | <b>-7.0</b>  | <b>+1.2</b>  | <b>-0.7</b>  | <b>-6.2</b> | <b>+6.0</b>  | <b>+2.2</b>  | <b>-2.5</b>              |
| Nurse/ Midwife Manager                        | -0.2%                       | -2.0                      | -0.4         | +0.2         | -1.0         | +1.5         | +5.5         | -1.7         | -1.5        | -3.0         | -1.0         | -0.6                     |
| Nurse/ Midwife Specialist & AN/MP             | 0.0%                        | -0.0                      | +0.3         | +2.4         | -0.4         | -4.3         | -1.4         | +2.4         | -3.0        | +2.6         | +1.3         | +0.0                     |
| Staff Nurse/ Staff Midwife                    | +0.8%                       | +23.1                     | +6.3         | +4.6         | -2.8         | -6.5         | +9.5         | +2.3         | +7.0        | -7.3         | +2.8         | +7.2                     |
| Nursing/ Midwifery Student                    | +148.5%                     | +102.9                    | +6.3         | +9.3         | +12.7        | +22.5        | +0.5         | +8.0         | +6.2        | +23.5        | +16.1        | -2.0                     |
| Nursing/ Midwifery other                      | +8.6%                       | +2.8                      | +0.0         | +1.0         | +0.0         | +1.0         | +0.1         | -0.2         | -0.2        | +0.0         | +1.1         | +0.0                     |
| <b>Nursing &amp; Midwifery</b>                | <b>+2.6%</b>                | <b>+126.8</b>             | <b>+12.5</b> | <b>+17.4</b> | <b>+8.5</b>  | <b>+14.1</b> | <b>+14.1</b> | <b>+10.8</b> | <b>+8.6</b> | <b>+15.8</b> | <b>+20.3</b> | <b>+4.6</b>              |
| Therapy Professions                           | -1.9%                       | -8.4                      | -1.2         | +0.0         | -0.1         | -6.0         | +0.1         | +0.1         | +1.3        | +0.6         | -2.3         | -1.0                     |
| Social Care                                   | -2.4%                       | -1.5                      | +0.0         | -0.3         | -0.3         | -0.2         | +0.0         | +0.5         | -0.7        | -0.3         | -0.1         | -0.1                     |
| Social Workers                                | +1.2%                       | +5.2                      | +0.2         | +2.6         | +1.3         | -0.3         | +0.9         | -0.9         | +1.2        | -2.2         | +1.3         | +1.0                     |
| Psychologists                                 | +1.5%                       | +6.9                      | +1.8         | -2.3         | +1.6         | +1.3         | -0.9         | -0.9         | +2.5        | -0.2         | +3.9         | +0.0                     |
| Pharmacy                                      | -4.2%                       | -1.1                      | -0.2         | +0.0         | +0.1         | -0.8         |              |              | -0.1        | +0.0         | +0.1         | -0.2                     |
| H&SC, Other                                   | +2.4%                       | +3.7                      | +2.6         | +1.2         | +0.3         | -0.3         | +0.1         | -0.7         | -0.1        | +0.7         | +0.0         |                          |
| <b>Health &amp; Social Care Professionals</b> | <b>+0.3%</b>                | <b>+4.8</b>               | <b>+3.2</b>  | <b>+1.2</b>  | <b>+2.9</b>  | <b>-6.3</b>  | <b>+0.2</b>  | <b>-2.0</b>  | <b>+4.2</b> | <b>-1.3</b>  | <b>+2.9</b>  | <b>-0.2</b>              |
| Management (VIII & above)                     | -0.2%                       | -0.2                      | +0.1         | +0.0         | +0.0         | +0.0         | +0.0         | +0.0         | -0.1        | +0.0         | -0.1         | -0.1                     |
| Administrative/ Supervisory (V to VII)        | +0.0%                       | +0.1                      | +1.7         | -0.5         | +0.1         | -0.5         | +1.4         | +0.5         | -0.3        | -0.5         | -1.2         | -0.9                     |
| Clerical (III & IV)                           | -1.0%                       | -8.3                      | -2.6         | -2.7         | -1.7         | +3.2         | -1.7         | +2.3         | -1.6        | -1.6         | -3.0         | +1.3                     |
| <b>Management &amp; Administrative</b>        | <b>-0.7%</b>                | <b>-8.3</b>               | <b>-0.8</b>  | <b>-3.2</b>  | <b>-1.6</b>  | <b>+2.8</b>  | <b>-0.3</b>  | <b>+2.8</b>  | <b>-2.0</b> | <b>-2.1</b>  | <b>-4.3</b>  | <b>+0.3</b>              |
| Support                                       | -1.4%                       | -7.5                      | -3.4         | -1.9         | -1.0         | -2.2         | -1.7         | -1.7         | +0.8        | +1.9         | +0.9         | +0.8                     |



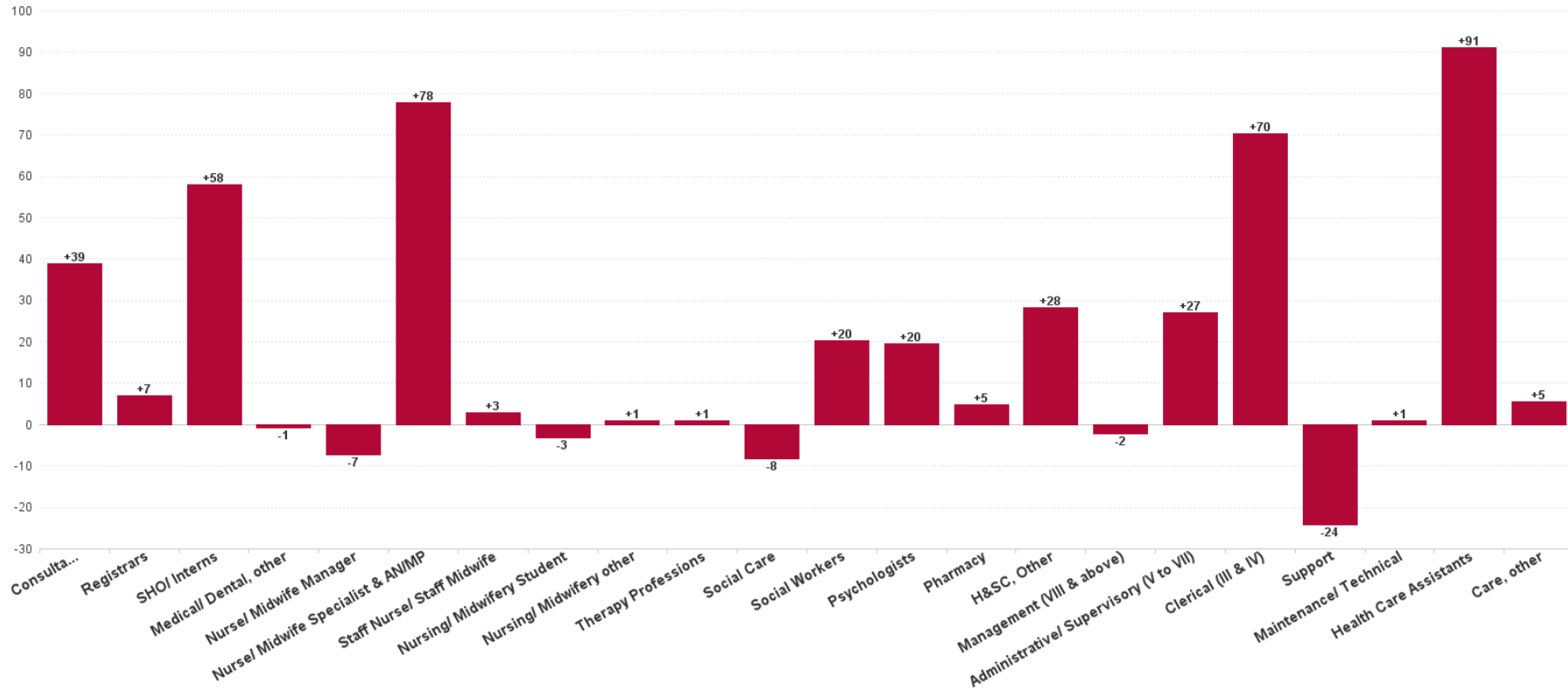
|                                  |              |             |             |             |             |             |             |             |             |             |             |             |
|----------------------------------|--------------|-------------|-------------|-------------|-------------|-------------|-------------|-------------|-------------|-------------|-------------|-------------|
| Maintenance/ Technical           | +2.3%        | +2.9        | +0.1        | -1.2        | +2.8        | -0.1        | -0.2        | +0.0        | +0.0        | -0.7        | +1.0        | +1.1        |
| <b>General Support</b>           | <b>-0.7%</b> | <b>-4.6</b> | <b>-3.2</b> | <b>-3.1</b> | <b>+1.8</b> | <b>-2.3</b> | <b>-1.9</b> | <b>-1.7</b> | <b>+0.8</b> | <b>+1.3</b> | <b>+1.9</b> | <b>+1.9</b> |
| Health Care Assistants           | +0.1%        | +1.5        | +0.7        | +5.2        | -1.8        | -1.2        | -0.4        | +4.4        | +0.4        | -2.0        | -2.8        | -1.0        |
| Care, other                      | -3.0%        | -6.8        | -2.1        | -2.4        | -0.1        | -0.6        | -0.5        | -0.4        | -0.2        | -0.1        | -0.5        | -0.0        |
| <b>Patient &amp; Client Care</b> | <b>-0.4%</b> | <b>-5.3</b> | <b>-1.4</b> | <b>+2.8</b> | <b>-1.9</b> | <b>-1.8</b> | <b>-0.9</b> | <b>+4.0</b> | <b>+0.2</b> | <b>-2.1</b> | <b>-3.3</b> | <b>-1.0</b> |



Previous Month Summary Chart: Change since JAN 2024



Previous Year Summary Chart: Change since FEB 2023



YTD Summary Chart: Change since DEC 2023

