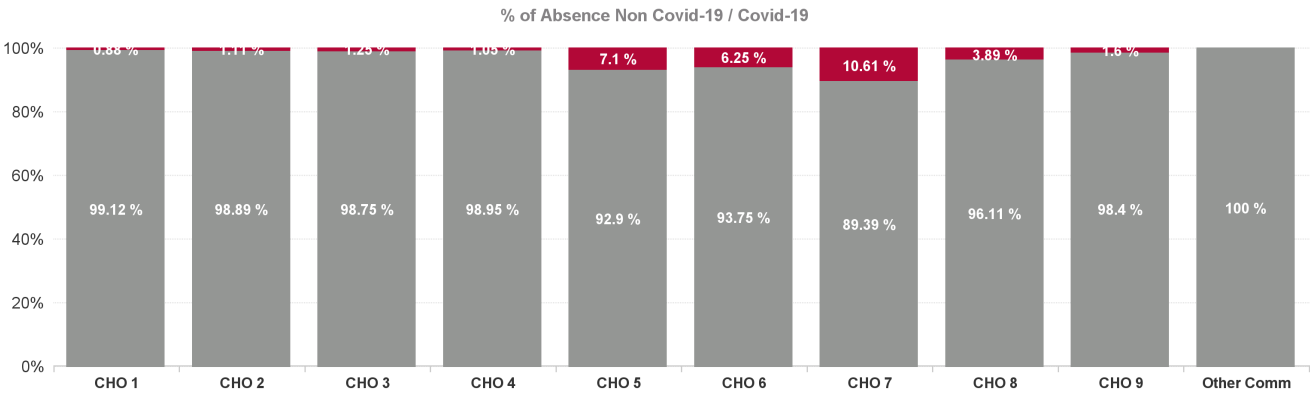
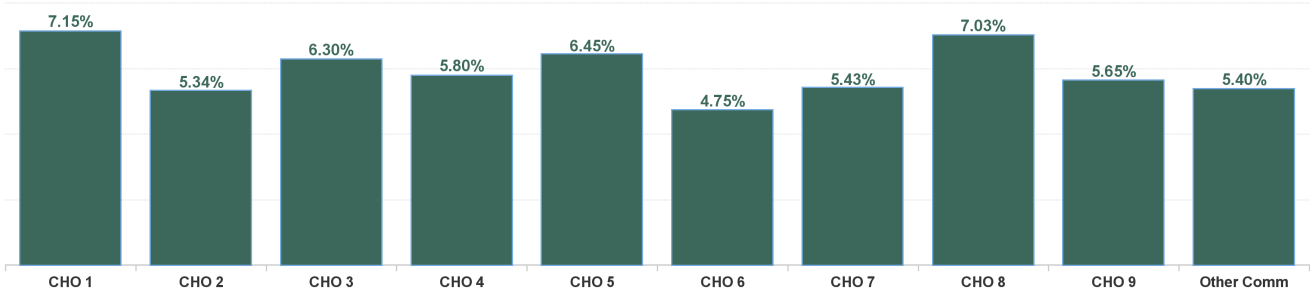


March 2024

Health Service Absence Rate - by Staff Category: Mar 2024	Certified absence	Self-certified absence	Non Covid-19 absence	Covid-19 Absence	Total absence rate	% Non Covid-19 absence	% Covid-19 absence
Mental Health	5.22%	0.55%	5.77%	0.18%	5.96%	96.92%	3.08%
Medical & Dental	1.51%	0.21%	1.72%	0.05%	1.78%	96.94%	3.06%
Nursing & Midwifery	5.38%	0.70%	6.09%	0.26%	6.35%	95.84%	4.16%
Health & Social Care Professionals	4.74%	0.49%	5.23%	0.10%	5.34%	98.04%	1.96%
Management & Administrative	5.32%	0.38%	5.69%	0.04%	5.74%	99.24%	0.76%
General Support	7.10%	0.40%	7.49%	0.17%	7.66%	97.78%	2.22%
Patient & Client Care	6.86%	0.53%	7.38%	0.17%	7.56%	97.71%	2.29%

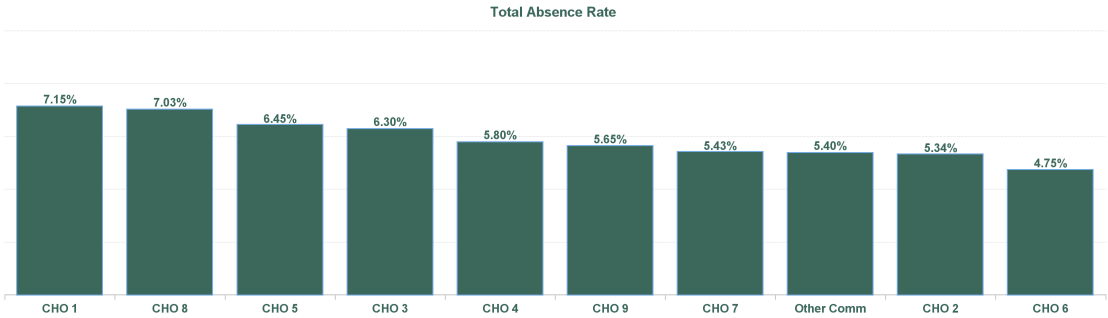
Health Service Absence Rate - by Hospital Group: Mar 2024	Certified absence	Self-certified absence	Non Covid-19 absence	Covid-19 Absence	Total absence rate	% Non Covid-19 absence	% Covid-19 absence
Mental Health	5.22%	0.55%	5.77%	0.18%	5.96%	96.92%	3.08%
CHO 1	6.60%	0.49%	7.09%	0.06%	7.15%	99.12%	0.88%
CHO 2	4.88%	0.41%	5.29%	0.06%	5.34%	98.89%	1.11%
CHO 3	5.60%	0.61%	6.22%	0.08%	6.30%	98.75%	1.25%
CHO 4	5.28%	0.46%	5.74%	0.06%	5.80%	98.95%	1.05%
CHO 5	5.44%	0.55%	5.99%	0.46%	6.45%	92.90%	7.10%
CHO 6	3.91%	0.55%	4.46%	0.30%	4.75%	93.75%	6.25%
CHO 7	4.39%	0.46%	4.85%	0.58%	5.43%	89.39%	10.61%
CHO 8	6.06%	0.70%	6.76%	0.27%	7.03%	96.11%	3.89%
CHO 9	5.04%	0.52%	5.56%	0.09%	5.65%	98.40%	1.60%
Other Community Services	4.55%	0.84%	5.40%	0.00%	5.40%	100.00%	0.00%

Total Absence Rate



March 2024

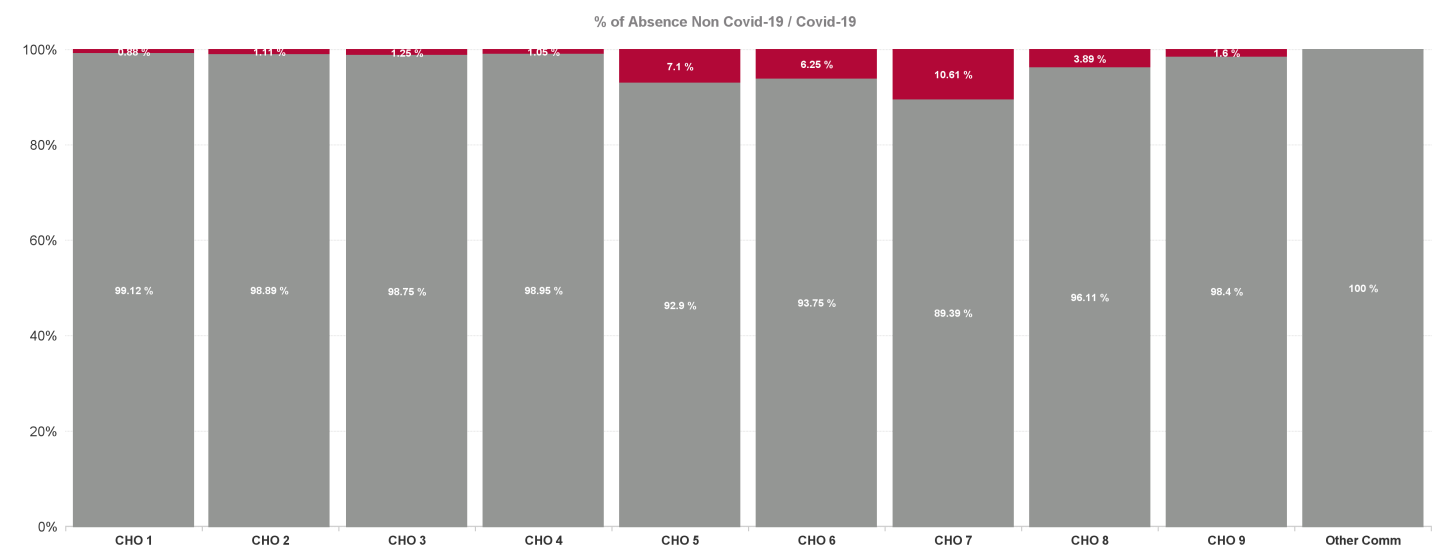
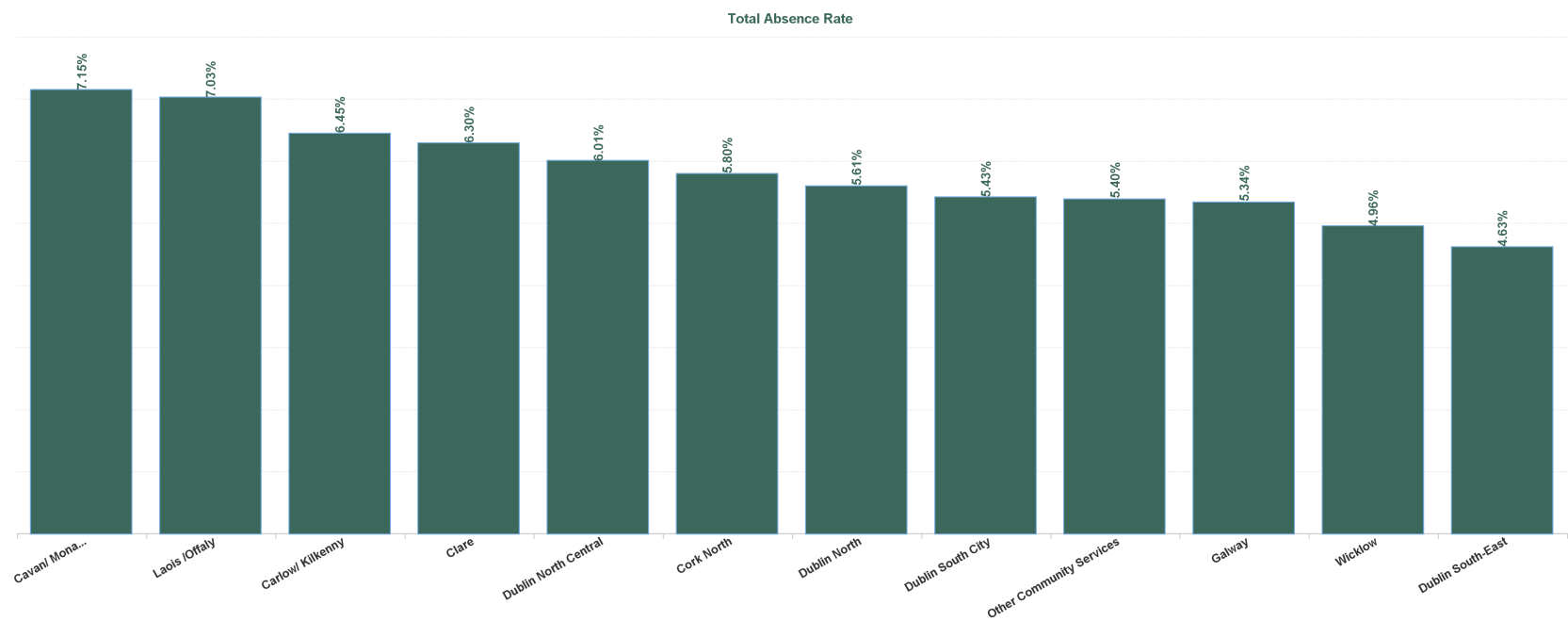
Health Service Absence Rate - by HG, CHO/Care Group & Staff Category : Mar 2024	Certified absence	Self-certified absence	Non Covid-19 absence	Covid-19 Absence	Total absence rate	Medical & Dental	Nursing & Midwifery	Health & Social Care Professionals	Management & Administrative	General Support	Patient & Client Care
Mental Health	5.22%	0.55%	5.77%	0.18%	5.96%	1.78%	6.35%	5.34%	5.74%	7.66%	7.56%
CHO 1	6.60%	0.49%	7.09%	0.06%	7.15%	1.48%	7.37%	11.27%	4.84%	8.35%	8.81%
CHO 2	4.88%	0.41%	5.29%	0.06%	5.34%	1.18%	5.79%	4.63%	5.45%	6.92%	6.37%
CHO 3	5.60%	0.61%	6.22%	0.08%	6.30%	2.97%	6.92%	2.67%	4.48%	5.15%	12.50%
CHO 4	5.28%	0.46%	5.74%	0.06%	5.80%	1.82%	6.57%	5.25%	3.60%	6.08%	8.14%
CHO 5	5.44%	0.55%	5.99%	0.46%	6.45%	0.71%	6.95%	4.17%	5.62%	9.45%	5.64%
CHO 6	3.91%	0.55%	4.46%	0.30%	4.75%	0.98%	4.54%	6.36%	4.42%	8.91%	5.39%
CHO 7	4.39%	0.46%	4.85%	0.58%	5.43%	2.67%	5.49%	2.93%	8.13%	5.17%	9.11%
CHO 8	6.06%	0.70%	6.76%	0.27%	7.03%	1.98%	7.83%	7.25%	6.37%	7.12%	7.71%
CHO 9	5.04%	0.52%	5.56%	0.09%	5.65%	2.67%	5.16%	4.25%	8.23%	8.37%	8.12%
Other Community Services	4.55%	0.84%	5.40%	0.00%	5.40%	0.00%	5.82%	5.47%	5.79%	3.75%	6.01%



March 2024

Health Service Absence Rate - by HG, CHO/Care Group & Staff Category: Mar 2024	Certified absence	Self-certified absence	Non Covid-19 absence	Covid-19 Absence	Total absence rate
Total	5.22%	0.55%	5.77%	0.18%	5.96%
Cavan/ Monaghan	6.60%	0.49%	7.09%	0.06%	7.15%
CHO 1	6.60%	0.49%	7.09%	0.06%	7.15%
Galway	4.88%	0.41%	5.29%	0.06%	5.34%
CHO 2	4.88%	0.41%	5.29%	0.06%	5.34%
Clare	5.60%	0.61%	6.22%	0.08%	6.30%
CHO 3	5.60%	0.61%	6.22%	0.08%	6.30%
Cork North	5.28%	0.46%	5.74%	0.06%	5.80%
CHO 4	5.28%	0.46%	5.74%	0.06%	5.80%
Carlow/ Kilkenny	5.44%	0.55%	5.99%	0.46%	6.45%
CHO 5	5.44%	0.55%	5.99%	0.46%	6.45%
Dublin South-East	3.72%	0.51%	4.24%	0.39%	4.63%
Wicklow	4.21%	0.61%	4.82%	0.14%	4.96%
CHO 6	3.91%	0.55%	4.46%	0.30%	4.75%
Dublin South City	4.39%	0.46%	4.85%	0.58%	5.43%
CHO 7	4.39%	0.46%	4.85%	0.58%	5.43%
Laois /Offaly	6.06%	0.70%	6.76%	0.27%	7.03%
CHO 8	6.06%	0.70%	6.76%	0.27%	7.03%
Dublin North	4.98%	0.53%	5.50%	0.10%	5.61%
Dublin North Central	5.52%	0.50%	6.01%	0.00%	6.01%
CHO 9	5.04%	0.52%	5.56%	0.09%	5.65%
Other Community Services	4.55%	0.84%	5.40%	0.00%	5.40%
Other Community Services	4.55%	0.84%	5.40%	0.00%	5.40%
Community Services	5.22%	0.55%	5.77%	0.18%	5.96%

Medical & Dental	Nursing & Midwifery	Health & Social Care Professionals	Management & Administrative	General Support	Patient & Client Care
1.78%	6.35%	5.34%	5.74%	7.66%	7.56%
1.48%	7.37%	11.27%	4.84%	8.35%	8.81%
1.48%	7.37%	11.27%	4.84%	8.35%	8.81%
1.18%	5.79%	4.63%	5.45%	6.92%	6.37%
1.18%	5.79%	4.63%	5.45%	6.92%	6.37%
2.97%	6.92%	2.67%	4.48%	5.15%	12.50%
2.97%	6.92%	2.67%	4.48%	5.15%	12.50%
1.82%	6.57%	5.25%	3.60%	6.08%	8.14%
1.82%	6.57%	5.25%	3.60%	6.08%	8.14%
0.71%	6.95%	4.17%	5.62%	9.45%	5.64%
0.71%	6.95%	4.17%	5.62%	9.45%	5.64%
0.42%	3.82%	7.08%	3.99%	8.71%	5.89%
1.37%	6.82%	5.90%	4.71%	9.50%	0.00%
0.98%	4.54%	6.36%	4.42%	8.91%	5.39%
2.67%	5.49%	2.93%	8.13%	5.17%	9.11%
2.67%	5.49%	2.93%	8.13%	5.17%	9.11%
1.98%	7.83%	7.25%	6.37%	7.12%	7.71%
1.98%	7.83%	7.25%	6.37%	7.12%	7.71%
2.74%	5.22%	4.32%	8.19%	7.92%	8.42%
0.00%	4.82%	0.00%	8.41%	9.30%	1.61%
2.67%	5.16%	4.25%	8.23%	8.37%	8.12%
0.00%	5.82%	5.47%	5.79%	3.75%	6.01%
0.00%	5.82%	5.47%	5.79%	3.75%	6.01%
1.78%	6.35%	5.34%	5.74%	7.66%	7.56%

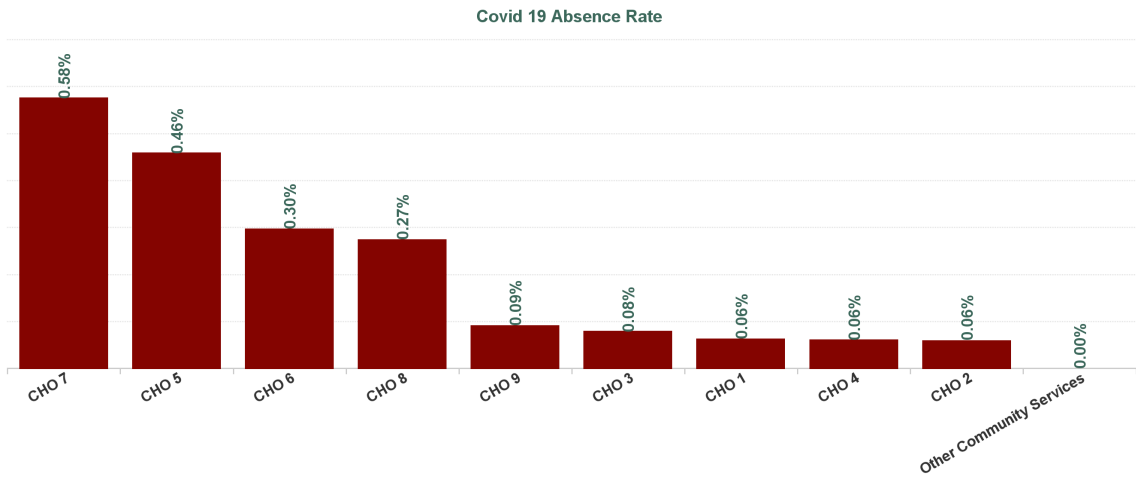


March 2024

Health Service Covid 19 Absence Rate - by Hospital & Staff Category: Mar 2024	Non Covid-19 absence	Covid-19 absence	Total absence rate	Medical & Dental	Nursing & Midwifery	Health & Social Care Professionals	Management & Administrative	General Support	Patient & Client Care
Mental Health	5.77%	0.18%	5.96%	0.05%	0.26%	0.10%	0.04%	0.17%	0.17%
Cavan/ Monaghan	7.09%	0.06%	7.15%	0.00%	0.07%	0.21%	0.00%	0.00%	0.00%
CHO 1	7.09%	0.06%	7.15%	0.00%	0.07%	0.21%	0.00%	0.00%	0.00%
Galway	5.29%	0.06%	5.34%	0.00%	0.09%	0.03%	0.00%	0.00%	0.08%
CHO 2	5.29%	0.06%	5.34%	0.00%	0.09%	0.03%	0.00%	0.00%	0.08%
Clare	6.22%	0.08%	6.30%	0.07%	0.15%	0.00%	0.00%	0.00%	0.00%
CHO 3	6.22%	0.08%	6.30%	0.07%	0.15%	0.00%	0.00%	0.00%	0.00%
Cork North	5.74%	0.06%	5.80%	0.00%	0.04%	0.23%	0.00%	0.00%	0.07%
CHO 4	5.74%	0.06%	5.80%	0.00%	0.04%	0.23%	0.00%	0.00%	0.07%
Carlow/ Kilkenny	5.99%	0.46%	6.45%	0.00%	0.74%	0.00%	0.00%	0.51%	0.00%
CHO 5	5.99%	0.46%	6.45%	0.00%	0.74%	0.00%	0.00%	0.51%	0.00%
Dublin South-East	4.24%	0.39%	4.63%	0.00%	0.81%	0.00%	0.00%	0.00%	0.00%
Wicklow	4.82%	0.14%	4.96%	0.00%	0.00%	0.43%	0.00%	0.00%	0.00%
CHO 6	4.46%	0.30%	4.75%	0.00%	0.62%	0.26%	0.00%	0.00%	0.00%
Dublin South City	4.85%	0.58%	5.43%	0.21%	0.54%	0.04%	0.30%	1.02%	1.74%
CHO 7	4.85%	0.58%	5.43%	0.21%	0.54%	0.04%	0.30%	1.02%	1.74%
Laois /Offaly	6.76%	0.27%	7.03%	0.00%	0.55%	0.00%	0.00%	0.00%	0.00%
CHO 8	6.76%	0.27%	7.03%	0.00%	0.55%	0.00%	0.00%	0.00%	0.00%
Dublin North	5.50%	0.10%	5.61%	0.18%	0.09%	0.13%	0.23%	0.00%	0.00%
Dublin North Central	6.01%	0.00%	6.01%	0.00%	0.00%	0.00%	0.00%	0.00%	0.00%
CHO 9	5.56%	0.09%	5.65%	0.17%	0.08%	0.12%	0.19%	0.00%	0.00%
Other Community Services	5.40%	0.00%	5.40%	0.00%	0.00%	0.00%	0.00%	0.00%	0.00%
Other Community Services	5.40%	0.00%	5.40%	0.00%	0.00%	0.00%	0.00%	0.00%	0.00%
Community Services	5.77%	0.18%	5.96%	0.05%	0.26%	0.10%	0.04%	0.17%	0.17%

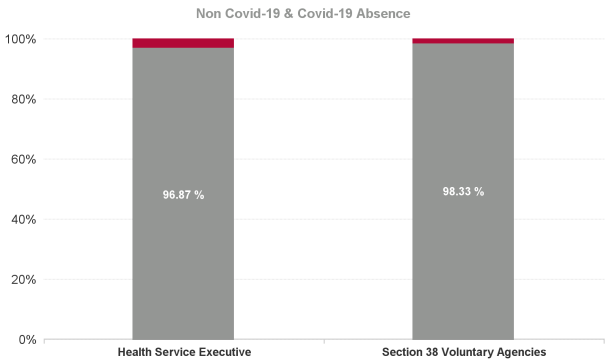
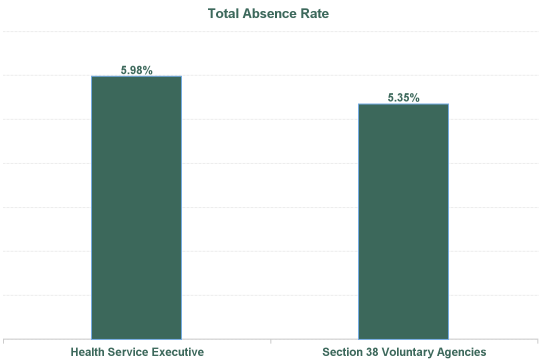
March 2024

Health Service Covid 19 Absence Rate - by Hospital & Staff Category: Mar 2024	Non Covid-19 absence	Covid-19 Absence	Total absence rate	Medical & Dental	Nursing & Midwifery	Health & Social Care Professionals	Management & Administrative	General Support	Patient & Client Care
Mental Health	5.77%	0.18%	5.96%	0.05%	0.26%	0.10%	0.04%	0.17%	0.17%
Health Service Executive	7.09%	0.06%	7.15%	0.00%	0.07%	0.21%	0.00%	0.00%	0.00%
CHO 1	7.09%	0.06%	7.15%	0.00%	0.07%	0.21%	0.00%	0.00%	0.00%
Health Service Executive	5.29%	0.06%	5.34%	0.00%	0.09%	0.03%	0.00%	0.00%	0.08%
CHO 2	5.29%	0.06%	5.34%	0.00%	0.09%	0.03%	0.00%	0.00%	0.08%
Health Service Executive	6.22%	0.08%	6.30%	0.07%	0.15%	0.00%	0.00%	0.00%	0.00%
CHO 3	6.22%	0.08%	6.30%	0.07%	0.15%	0.00%	0.00%	0.00%	0.00%
Health Service Executive	5.74%	0.06%	5.80%	0.00%	0.04%	0.23%	0.00%	0.00%	0.07%
CHO 4	5.74%	0.06%	5.80%	0.00%	0.04%	0.23%	0.00%	0.00%	0.07%
Health Service Executive	5.99%	0.46%	6.45%	0.00%	0.74%	0.00%	0.00%	0.51%	0.00%
CHO 5	5.99%	0.46%	6.45%	0.00%	0.74%	0.00%	0.00%	0.51%	0.00%
Health Service Executive	4.24%	0.39%	4.63%	0.00%	0.81%	0.00%	0.00%	0.00%	0.00%
Section 38 Voluntary Agencies	4.82%	0.14%	4.96%	0.00%	0.00%	0.43%	0.00%	0.00%	0.00%
CHO 6	4.46%	0.30%	4.75%	0.00%	0.62%	0.26%	0.00%	0.00%	0.00%
Health Service Executive	4.85%	0.58%	5.43%	0.21%	0.54%	0.04%	0.30%	1.02%	1.74%
CHO 7	4.85%	0.58%	5.43%	0.21%	0.54%	0.04%	0.30%	1.02%	1.74%
Health Service Executive	6.76%	0.27%	7.03%	0.00%	0.55%	0.00%	0.00%	0.00%	0.00%
CHO 8	6.76%	0.27%	7.03%	0.00%	0.55%	0.00%	0.00%	0.00%	0.00%
Health Service Executive	5.50%	0.10%	5.61%	0.18%	0.09%	0.13%	0.23%	0.00%	0.00%
Section 38 Voluntary Agencies	6.01%	0.00%	6.01%	0.00%	0.00%	0.00%	0.00%	0.00%	0.00%
CHO 9	5.56%	0.09%	5.65%	0.17%	0.08%	0.12%	0.19%	0.00%	0.00%
Health Service Executive	5.40%	0.00%	5.40%	0.00%	0.00%	0.00%	0.00%	0.00%	0.00%
Other Community Services	5.40%	0.00%	5.40%	0.00%	0.00%	0.00%	0.00%	0.00%	0.00%
Community Services	5.77%	0.18%	5.96%	0.05%	0.26%	0.10%	0.04%	0.17%	0.17%



March 2024

Health Service Absence Rate - by Admin : Mar 2024	Certified absence	Self- certified absence	Non Covid-19 absence	Covid-19 Absence	Total absence rate	Medical & Dental	Nursing & Midwifery	Health & Social Care Profession als	Manageme nt & Administra tive	General Support	Patient & Client Care
Total	5.22%	0.55%	5.77%	0.18%	5.96%	1.78%	6.35%	5.34%	5.74%	7.66%	7.56%
Health Service Executive	5.24%	0.55%	5.79%	0.19%	5.98%	1.81%	6.37%	5.31%	5.71%	7.55%	7.62%
Section 38 Voluntary Agencies	4.69%	0.57%	5.26%	0.09%	5.35%	1.26%	5.70%	5.71%	6.12%	9.34%	0.79%



Health Service Absence Rate - by Staff Category: Mar 2024	Certified absence	Self- certified absence	Non Covid-19 absence	Covid-19 Absence	Total absence rate	% Non Covid-19 absence	% Covid-19 absence
CHO 1	6.60%	0.49%	7.09%	0.06%	7.15%	99.12%	0.88%
Medical & Dental	1.27%	0.21%	1.48%	0.00%	1.48%	100.00%	0.00%
Nursing & Midwifery	6.72%	0.58%	7.30%	0.07%	7.37%	99.02%	0.98%
Health & Social Care Professionals	10.47%	0.59%	11.06%	0.21%	11.27%	98.13%	1.87%
Management & Administrative	4.53%	0.32%	4.84%	0.00%	4.84%	100.00%	0.00%
General Support	7.77%	0.57%	8.35%	0.00%	8.35%	100.00%	0.00%
Patient & Client Care	8.48%	0.33%	8.81%	0.00%	8.81%	100.00%	0.00%

Health Service Absence Rate - by Staff Category: Mar 2024	Certified absence	Self- certified absence	Non Covid-19 absence	Covid-19 Absence	Total absence rate	% Non Covid-19 absence	% Covid-19 absence
CHO 2	4.88%	0.41%	5.29%	0.06%	5.34%	98.89%	1.11%
Medical & Dental	0.96%	0.22%	1.18%	0.00%	1.18%	100.00%	0.00%
Nursing & Midwifery	5.16%	0.54%	5.70%	0.09%	5.79%	98.49%	1.51%
Health & Social Care Professionals	4.19%	0.40%	4.60%	0.03%	4.63%	99.31%	0.69%
Management & Administrative	5.26%	0.19%	5.45%	0.00%	5.45%	100.00%	0.00%
General Support	6.71%	0.21%	6.92%	0.00%	6.92%	100.00%	0.00%
Patient & Client Care	5.95%	0.33%	6.29%	0.08%	6.37%	98.75%	1.25%

Health Service Absence Rate - by Staff Category: Mar 2024	Certified absence	Self- certified absence	Non Covid-19 absence	Covid-19 Absence	Total absence rate	% Non Covid-19 absence	% Covid-19 absence
CHO 3	5.60%	0.61%	6.22%	0.08%	6.30%	98.75%	1.25%
Medical & Dental	2.83%	0.07%	2.90%	0.07%	2.97%	97.67%	2.33%
Nursing & Midwifery	5.82%	0.95%	6.77%	0.15%	6.92%	97.87%	2.13%
Health & Social Care Professionals	2.25%	0.42%	2.67%	0.00%	2.67%	100.00%	0.00%
Management & Administrative	4.40%	0.08%	4.48%	0.00%	4.48%	100.00%	0.00%
General Support	4.78%	0.38%	5.15%	0.00%	5.15%	100.00%	0.00%
Patient & Client Care	12.13%	0.37%	12.50%	0.00%	12.50%	100.00%	0.00%

Health Service Absence Rate - by Staff Category: Mar 2024	Certified absence	Self- certified absence	Non Covid-19 absence	Covid-19 Absence	Total absence rate	% Non Covid-19 absence	% Covid-19 absence
CHO 4	5.28%	0.46%	5.74%	0.06%	5.80%	98.95%	1.05%
Medical & Dental	1.59%	0.23%	1.82%	0.00%	1.82%	100.00%	0.00%
Nursing & Midwifery	5.97%	0.56%	6.53%	0.04%	6.57%	99.37%	0.63%
Health & Social Care Professionals	4.59%	0.43%	5.02%	0.23%	5.25%	95.65%	4.35%
Management & Administrative	3.06%	0.54%	3.60%	0.00%	3.60%	100.00%	0.00%
General Support	5.92%	0.16%	6.08%	0.00%	6.08%	100.00%	0.00%
Patient & Client Care	7.71%	0.36%	8.07%	0.07%	8.14%	99.14%	0.86%

Health Service Absence Rate - by Staff Category: Mar 2024	Certified absence	Self- certified absence	Non Covid-19 absence	Covid-19 Absence	Total absence rate	% Non Covid-19 absence	% Covid-19 absence
CHO 5	5.44%	0.55%	5.99%	0.46%	6.45%	92.90%	7.10%
Medical & Dental	0.51%	0.19%	0.71%	0.00%	0.71%	100.00%	0.00%
Nursing & Midwifery	5.53%	0.67%	6.20%	0.74%	6.95%	89.28%	10.72%
Health & Social Care Professionals	3.62%	0.55%	4.17%	0.00%	4.17%	100.00%	0.00%
Management & Administrative	5.26%	0.36%	5.62%	0.00%	5.62%	100.00%	0.00%
General Support	8.57%	0.37%	8.94%	0.51%	9.45%	94.61%	5.39%
Patient & Client Care	4.99%	0.65%	5.64%	0.00%	5.64%	100.00%	0.00%

Health Service Absence Rate - by Staff Category: Mar 2024	Certified absence	Self- certified absence	Non Covid-19 absence	Covid-19 Absence	Total absence rate	% Non Covid-19 absence	% Covid-19 absence
CHO 6	3.91%	0.55%	4.46%	0.30%	4.75%	93.75%	6.25%
Medical & Dental	0.87%	0.12%	0.98%	0.00%	0.98%	100.00%	0.00%
Nursing & Midwifery	3.22%	0.71%	3.92%	0.62%	4.54%	86.37%	13.63%
Health & Social Care Professionals	5.45%	0.65%	6.10%	0.26%	6.36%	95.90%	4.10%
Management & Administrative	3.55%	0.87%	4.42%	0.00%	4.42%	100.00%	0.00%
General Support	8.59%	0.32%	8.91%	0.00%	8.91%	100.00%	0.00%
Patient & Client Care	5.21%	0.18%	5.39%	0.00%	5.39%	100.00%	0.00%

Health Service Absence Rate - by Staff Category: Mar 2024	Certified absence	Self- certified absence	Non Covid-19 absence	Covid-19 Absence	Total absence rate	% Non Covid-19 absence	% Covid-19 absence
CHO 7	4.39%	0.46%	4.85%	0.58%	5.43%	89.39%	10.61%
Medical & Dental	2.38%	0.09%	2.47%	0.21%	2.67%	92.24%	7.76%
Nursing & Midwifery	4.35%	0.60%	4.95%	0.54%	5.49%	90.16%	9.84%
Health & Social Care Professionals	2.53%	0.37%	2.90%	0.04%	2.93%	98.75%	1.25%
Management & Administrative	7.83%	0.00%	7.83%	0.30%	8.13%	96.32%	3.68%
General Support	4.15%	0.00%	4.15%	1.02%	5.17%	80.34%	19.66%
Patient & Client Care	6.52%	0.85%	7.37%	1.74%	9.11%	80.90%	19.10%

Health Service Absence Rate - by Staff Category: Mar 2024	Certified absence	Self- certified absence	Non Covid-19 absence	Covid-19 Absence	Total absence rate	% Non Covid-19 absence	% Covid-19 absence
CHO 8	6.06%	0.70%	6.76%	0.27%	7.03%	96.11%	3.89%
Medical & Dental	1.59%	0.39%	1.98%	0.00%	1.98%	100.00%	0.00%
Nursing & Midwifery	6.53%	0.74%	7.28%	0.55%	7.83%	92.92%	7.08%
Health & Social Care Professionals	6.44%	0.81%	7.25%	0.00%	7.25%	100.00%	0.00%
Management & Administrative	5.77%	0.60%	6.37%	0.00%	6.37%	100.00%	0.00%
General Support	6.41%	0.71%	7.12%	0.00%	7.12%	100.00%	0.00%
Patient & Client Care	6.97%	0.75%	7.71%	0.00%	7.71%	100.00%	0.00%

Health Service Absence Rate - by Staff Category: Mar 2024	Certified absence	Self- certified absence	Non Covid-19 absence	Covid-19 Absence	Total absence rate	% Non Covid-19 absence	% Covid-19 absence
CHO 9	5.04%	0.52%	5.56%	0.09%	5.65%	98.40%	1.60%
Medical & Dental	2.12%	0.37%	2.49%	0.17%	2.67%	93.52%	6.48%
Nursing & Midwifery	4.50%	0.59%	5.09%	0.08%	5.16%	98.50%	1.50%
Health & Social Care Professionals	3.71%	0.42%	4.13%	0.12%	4.25%	97.09%	2.91%
Management & Administrative	7.33%	0.71%	8.04%	0.19%	8.23%	97.70%	2.30%
General Support	7.99%	0.38%	8.37%	0.00%	8.37%	100.00%	0.00%
Patient & Client Care	7.66%	0.46%	8.12%	0.00%	8.12%	100.00%	0.00%

Health Service Absence Rate - by Staff Category: Mar 2024	Certified absence	Self- certified absence	Non Covid-19 absence	Covid-19 Absence	Total absence rate	% Non Covid-19 absence	% Covid-19 absence
Other Comm	4.55%	0.84%	5.40%	0.00%	5.40%	100.00%	0.00%
Medical & Dental	0.00%	0.00%	0.00%	0.00%	0.00%		
Nursing & Midwifery	4.57%	1.25%	5.82%	0.00%	5.82%	100.00%	0.00%
Health & Social Care Professionals	5.47%	0.00%	5.47%	0.00%	5.47%	100.00%	0.00%
Management & Administrative	5.66%	0.13%	5.79%	0.00%	5.79%	100.00%	0.00%
General Support	3.09%	0.66%	3.75%	0.00%	3.75%	100.00%	0.00%
Patient & Client Care	5.15%	0.85%	6.01%	0.00%	6.01%	100.00%	0.00%

Health Service Absence Rate - by Staff Category: Mar 2024	Certified absence	Self- certified absence	Non Covid-19 absence	Covid-19 Absence	Total absence rate	% Non Covid-19 absence	% Covid-19 absence
St. John of God (MHS)	4.21%	0.61%	4.82%	0.14%	4.96%	97.12%	2.88%
Medical & Dental	1.37%	0.00%	1.37%	0.00%	1.37%	100.00%	0.00%
Nursing & Midwifery	5.83%	0.98%	6.82%	0.00%	6.82%	100.00%	0.00%
Health & Social Care Professionals	4.68%	0.79%	5.47%	0.43%	5.90%	92.71%	7.29%
Management & Administrative	3.87%	0.85%	4.71%	0.00%	4.71%	100.00%	0.00%
General Support	10.16%	-0.67%	9.50%	0.00%	9.50%	100.00%	0.00%
Patient & Client Care	0.00%	0.00%	0.00%	0.00%	0.00%		

Health Service Absence Rate - by Staff Category: Mar 2024	Certified absence	Self- certified absence	Non Covid-19 absence	Covid-19 Absence	Total absence rate	% Non Covid-19 absence	% Covid-19 absence
St. Vincent's, Fairview	5.52%	0.50%	6.01%	0.00%	6.01%	100.00%	0.00%
Medical & Dental	0.00%	0.00%	0.00%	0.00%	0.00%		
Nursing & Midwifery	4.09%	0.73%	4.82%	0.00%	4.82%	100.00%	0.00%
Health & Social Care Professionals	0.00%	0.00%	0.00%	0.00%	0.00%		
Management & Administrative	8.13%	0.27%	8.41%	0.00%	8.41%	100.00%	0.00%
General Support	9.30%	0.00%	9.30%	0.00%	9.30%	100.00%	0.00%
Patient & Client Care	0.00%	1.61%	1.61%	0.00%	1.61%	100.00%	0.00%

Year / Month	Certified absence	Self-certified absence	Non Covid-19 absence	Covid-19 Absence	Total absence rate	Medical & Dental	Nursing & Midwifery	Health & Social Care Professionals	Management & Administrative	General Support	Patient & Client Care
Mar 2024	5.22%	0.55%	5.77%	0.18%	5.96%	1.78%	6.35%	5.34%	5.74%	7.66%	7.56%
Feb 2024	5.12%	0.55%	5.67%	0.28%	5.95%	2.63%	6.02%	5.90%	5.85%	7.21%	7.72%
Jan 2024	5.44%	0.60%	6.04%	0.56%	6.61%	2.66%	6.68%	6.31%	8.04%	8.04%	7.58%
2024	5.27%	0.57%	5.84%	0.35%	6.18%	2.36%	6.36%	5.87%	6.61%	7.65%	7.62%
Dec 2023	5.47%	0.67%	6.13%	0.66%	6.80%	2.57%	7.35%	6.63%	6.38%	7.20%	8.05%
Nov 2023	5.14%	0.57%	5.71%	0.40%	6.11%	2.25%	6.51%	4.99%	5.78%	8.15%	8.08%
Oct 2023	4.95%	0.54%	5.49%	0.52%	6.01%	2.35%	6.48%	5.05%	5.48%	8.67%	7.12%
Sep 2023	4.43%	0.49%	4.92%	0.68%	5.60%	1.58%	6.23%	4.69%	5.35%	7.80%	6.54%
Aug 2023	4.45%	0.46%	4.91%	0.70%	5.60%	1.80%	5.89%	5.43%	5.35%	7.56%	6.72%
Jul 2023	4.15%	0.49%	4.64%	0.40%	5.04%	1.93%	5.54%	3.92%	3.64%	6.47%	6.76%
Jun 2023	4.30%	0.49%	4.79%	0.27%	5.06%	2.61%	5.14%	3.79%	4.15%	8.07%	7.01%
May 2023	4.14%	0.48%	4.62%	0.36%	4.98%	2.25%	5.58%	3.91%	3.60%	6.64%	6.21%
Apr 2023	4.22%	0.50%	4.72%	0.37%	5.10%	2.08%	5.68%	3.93%	3.89%	6.41%	6.45%
Mar 2023	4.29%	0.47%	4.76%	0.47%	5.23%	2.18%	5.52%	4.20%	4.00%	7.28%	7.45%
Feb 2023	4.25%	0.50%	4.75%	0.36%	5.11%	1.37%	5.72%	3.85%	4.03%	7.12%	6.56%
Jan 2023	5.02%	0.56%	5.58%	0.83%	6.42%	1.45%	7.25%	5.30%	5.43%	8.81%	7.07%
2023	4.57%	0.52%	5.09%	0.50%	5.59%	2.05%	6.07%	4.63%	4.77%	7.52%	7.01%
Dec 2022	5.31%	0.69%	6.00%	1.09%	7.09%	2.20%	8.01%	5.85%	6.65%	7.62%	8.27%
Nov 2022	4.46%	0.55%	5.01%	0.59%	5.59%	1.98%	6.39%	4.54%	5.00%	6.24%	6.59%
Oct 2022	4.60%	0.60%	5.19%	0.68%	5.87%	2.31%	6.94%	4.19%	4.06%	7.01%	6.80%
Sep 2022	4.64%	0.51%	5.15%	0.64%	5.80%	1.88%	6.85%	3.67%	4.31%	7.54%	7.26%
Aug 2022	4.61%	0.50%	5.11%	0.81%	5.93%	1.36%	7.14%	4.13%	4.61%	7.15%	6.55%
Jul 2022	4.85%	0.46%	5.31%	2.03%	7.34%	2.35%	8.29%	6.30%	5.35%	8.47%	8.66%
Jun 2022	4.46%	0.54%	5.01%	1.80%	6.81%	2.78%	7.74%	5.65%	5.64%	6.61%	8.13%
May 2022	4.07%	0.45%	4.52%	0.91%	5.44%	2.44%	6.07%	3.91%	3.85%	6.93%	7.00%
Apr 2022	4.15%	0.47%	4.61%	2.56%	7.17%	3.09%	7.99%	5.29%	5.62%	8.61%	9.06%
Mar 2022	4.50%	0.51%	5.01%	4.19%	9.20%	4.37%	10.45%	7.47%	7.28%	11.64%	10.10%
Feb 2022	3.81%	0.43%	4.24%	2.68%	6.92%	3.47%	7.95%	5.63%	5.27%	7.70%	7.55%
Jan 2022	3.88%	0.33%	4.21%	5.36%	9.56%	3.68%	11.10%	6.73%	7.18%	10.62%	11.43%
2022	4.44%	0.50%	4.95%	1.94%	6.89%	2.66%	7.92%	5.26%	5.40%	8.00%	8.08%
Dec 2021	4.33%	0.43%	4.76%	2.90%	7.66%	2.84%	9.05%	5.41%	5.17%	9.70%	8.72%
Nov 2021	4.53%	0.57%	5.10%	2.23%	7.33%	2.44%	8.46%	5.24%	5.38%	9.77%	9.10%
Oct 2021	4.32%	0.49%	4.82%	1.15%	5.97%	3.32%	6.82%	4.48%	4.17%	7.74%	6.41%
Sep 2021	4.08%	0.41%	4.49%	1.02%	5.52%	2.97%	6.35%	3.56%	4.70%	7.43%	6.00%
Aug 2021	4.33%	0.40%	4.73%	0.94%	5.67%	1.45%	6.58%	4.55%	4.53%	5.35%	7.31%
Jul 2021	3.66%	0.40%	4.06%	0.68%	4.75%	1.56%	5.43%	3.79%	3.78%	5.82%	5.76%
Jun 2021	3.44%	0.39%	3.83%	0.47%	4.30%	1.25%	4.82%	3.88%	2.64%	6.42%	5.26%
May 2021	2.88%	0.32%	3.19%	0.55%	3.75%	0.78%	4.46%	2.93%	2.01%	4.62%	4.99%
Apr 2021	3.04%	0.33%	3.37%	0.61%	3.98%	1.19%	4.76%	3.07%	2.52%	4.25%	5.29%
Mar 2021	3.21%	0.41%	3.62%	0.92%	4.53%	0.99%	5.22%	3.52%	3.23%	5.67%	6.11%
Feb 2021	3.45%	0.40%	3.84%	1.56%	5.41%	1.49%	6.43%	4.01%	4.16%	5.18%	7.24%
Jan 2021	3.73%	0.23%	3.96%	3.80%	7.76%	3.93%	9.63%	3.98%	4.59%	7.68%	9.58%
2021	3.75%	0.40%	4.15%	1.41%	5.56%	2.02%	6.52%	4.04%	3.84%	6.66%	6.82%

Year / Month	Certified absence	Self-certified absence	Non Covid-19 absence	Covid-19 Absence	Total absence rate	CHO 1	CHO 2	CHO 3	CHO 4	CHO 5	CHO 6	CHO 7	CHO 8	CHO 9	Other Comm	Mental Health
Mar 2024	5.22%	0.55%	5.77%	0.18%	5.96%	7.15%	5.34%	6.30%	5.80%	6.45%	4.75%	5.43%	7.03%	5.65%	5.40%	5.96%
Feb 2024	5.12%	0.55%	5.67%	0.28%	5.95%	7.01%	4.85%	6.41%	5.45%	6.59%	4.75%	6.23%	7.17%	5.44%	5.77%	5.95%
Jan 2024	5.44%	0.60%	6.04%	0.56%	6.61%	7.13%	6.06%	7.74%	6.79%	8.52%	5.90%	5.80%	7.51%	5.28%	4.98%	6.61%
2024	5.27%	0.57%	5.84%	0.35%	6.18%	7.10%	5.43%	6.85%	6.04%	7.23%	5.14%	5.82%	7.25%	5.45%	5.37%	6.18%
Dec 2023	5.47%	0.67%	6.13%	0.66%	6.80%	7.64%	5.86%	7.63%	6.93%	8.54%	4.67%	6.36%	7.70%	5.56%	6.49%	6.80%
Nov 2023	5.14%	0.57%	5.71%	0.40%	6.11%	7.56%	5.45%	7.44%	6.43%	6.61%	4.38%	6.21%	6.90%	5.07%	4.83%	6.11%
Oct 2023	4.95%	0.54%	5.49%	0.52%	6.01%	7.66%	4.07%	7.32%	6.67%	7.21%	4.61%	6.24%	5.73%	5.88%	4.44%	6.01%
Sep 2023	4.43%	0.49%	4.92%	0.68%	5.60%	7.41%	3.82%	6.59%	5.80%	6.63%	3.65%	7.29%	5.47%	4.83%	4.72%	5.60%
Aug 2023	4.45%	0.46%	4.91%	0.70%	5.60%	8.10%	3.19%	6.64%	6.32%	6.71%	4.67%	7.01%	6.11%	4.29%	3.79%	5.60%
Jul 2023	4.15%	0.49%	4.64%	0.40%	5.04%	7.15%	2.79%	6.07%	5.65%	5.77%	3.07%	6.09%	5.06%	4.34%	4.44%	5.04%
Jun 2023	4.30%	0.49%	4.79%	0.27%	5.06%	7.47%	2.91%	4.51%	5.77%	5.82%	3.27%	6.24%	5.43%	4.26%	4.78%	5.06%
May 2023	4.14%	0.48%	4.62%	0.36%	4.98%	7.22%	2.56%	5.54%	5.80%	5.72%	3.21%	5.46%	4.97%	4.24%	5.17%	4.98%
Apr 2023	4.22%	0.50%	4.72%	0.37%	5.10%	7.15%	2.79%	6.07%	5.65%	5.76%	3.39%	6.09%	5.04%	4.41%	4.87%	5.10%
Mar 2023	4.29%	0.47%	4.76%	0.47%	5.23%	7.22%	3.23%	6.51%	3.99%	6.39%	4.56%	6.59%	5.57%	4.74%	5.13%	5.23%
Feb 2023	4.25%	0.50%	4.75%	0.36%	5.11%	6.77%	2.80%	5.08%	5.58%	6.84%	3.84%	6.51%	5.39%	4.71%	3.72%	5.11%
Jan 2023	5.02%	0.56%	5.58%	0.83%	6.42%	7.65%	4.50%	7.15%	7.40%	8.48%	5.97%	6.12%	6.70%	5.24%	5.03%	6.42%
2023	4.57%	0.52%	5.09%	0.50%	5.59%	7.42%	3.65%	6.40%	5.94%	6.71%	4.09%	6.34%	5.84%	4.80%	4.79%	5.59%
Dec 2022	5.31%	0.69%	6.00%	1.09%	7.09%	8.93%	4.30%	8.91%	5.89%	9.30%	5.50%	7.53%	7.82%	6.41%	7.38%	7.09%
Nov 2022	4.46%	0.55%	5.01%	0.59%	5.59%	6.98%	3.74%	7.18%	5.03%	6.96%	4.18%	6.68%	6.50%	5.21%	3.67%	5.59%
Oct 2022	4.60%	0.60%	5.19%	0.68%	5.87%	6.36%	4.52%	6.69%	5.32%	7.44%	5.08%	6.92%	6.59%	5.55%	4.15%	5.87%
Sep 2022	4.64%	0.51%	5.15%	0.64%	5.80%	7.30%	3.29%	7.14%	4.68%	7.38%	5.40%	7.45%	6.24%	5.74%	4.41%	5.80%
Aug 2022	4.61%	0.50%	5.11%	0.81%	5.93%	7.27%	3.95%	7.80%	5.42%	6.90%	5.36%	7.61%	7.22%	4.89%	4.34%	5.93%
Jul 2022	4.85%	0.46%	5.31%	2.03%	7.34%	8.81%	5.25%	9.19%	7.04%	8.12%	7.07%	9.69%	8.72%	5.55%	5.39%	7.34%
Jun 2022	4.46%	0.54%	5.01%	1.80%	6.81%	8.19%	5.03%	8.63%	4.63%	7.25%	5.33%	8.50%	8.76%	6.14%	6.87%	6.81%
May 2022	4.07%	0.45%	4.52%	0.91%	5.44%	6.42%	4.15%	7.10%	4.78%	6.02%	4.46%	5.50%	6.47%	5.05%	4.72%	5.44%
Apr 2022	4.15%	0.47%	4.61%	2.56%	7.17%	7.10%	5.05%	8.99%	8.15%	7.19%	5.90%	7.28%	9.21%	6.36%	6.81%	7.17%
Mar 2022	4.50%	0.51%	5.01%	4.19%	9.20%	10.34%	7.06%	11.77%	7.05%	10.91%	6.52%	11.33%	10.97%	8.03%	8.88%	9.20%
Feb 2022	3.81%	0.43%	4.24%	2.68%	6.92%	8.69%	4.12%	9.35%	6.97%	7.69%	5.83%	7.97%	8.47%	5.07%	6.51%	6.92%
Jan 2022	3.88%	0.33%	4.21%	5.36%	9.56%	11.06%	6.65%	12.72%	9.26%	9.88%	7.50%	9.27%	11.60%	8.55%	9.72%	9.56%
2022	4.44%	0.50%	4.95%	1.94%	6.89%	8.12%	4.75%	8.80%	6.19%	7.92%	5.64%	7.97%	8.24%	6.05%	6.09%	6.89%
Dec 2021	4.33%	0.43%	4.76%	2.90%	7.66%	9.28%	5.22%	9.26%	6.08%	9.06%	6.07%	7.79%	8.98%	7.31%	8.70%	7.66%
Nov 2021	4.53%	0.57%	5.10%	2.23%	7.33%	8.89%	5.66%	7.58%	5.43%	8.40%	5.89%	7.27%	9.30%	7.72%	7.51%	7.33%
Oct 2021	4.32%	0.49%	4.82%	1.15%	5.97%	7.71%	3.81%	7.04%	4.84%	7.45%	5.08%	7.09%	6.65%	5.46%	5.63%	5.97%
Sep 2021	4.08%	0.41%	4.49%	1.02%	5.52%	8.25%	3.58%	8.29%	4.21%	6.59%	3.72%	6.40%	6.27%	5.10%	4.38%	5.52%
Aug 2021	4.33%	0.40%	4.73%	0.94%	5.67%	8.23%	5.06%	7.17%	4.14%	6.34%	4.29%	6.34%	6.96%	4.55%	4.58%	5.67%
Jul 2021	3.66%	0.40%	4.06%	0.68%	4.75%	6.38%	2.58%	7.24%	3.52%	5.63%	3.78%	5.47%	6.08%	4.27%	3.82%	4.75%
Jun 2021	3.44%	0.39%	3.83%	0.47%	4.30%	5.30%	1.51%	6.27%	4.05%	4.97%	3.90%	5.25%	6.10%	4.33%	3.16%	4.30%
May 2021	2.88%	0.32%	3.19%	0.55%	3.75%	4.57%	1.24%	4.91%	2.88%	4.65%	3.70%	4.06%	5.80%	4.00%	1.98%	3.75%
Apr 2021	3.04%	0.33%	3.37%	0.61%	3.98%	4.43%	2.68%	5.07%	3.29%	4.13%	3.43%	4.62%	6.36%	3.70%	2.90%	3.98%
Mar 2021	3.21%	0.41%	3.62%	0.92%	4.53%	5.35%	2.90%	6.31%	4.19%	4.63%	4.04%	5.26%	5.50%	4.01%	4.28%	4.53%
Feb 2021	3.45%	0.40%	3.84%	1.56%	5.41%	6.15%	3.66%	6.69%	4.56%	5.28%	4.55%	6.57%	6.76%	5.70%	5.14%	5.41%
Jan 2021	3.73%	0.23%	3.96%	3.80%	7.76%	9.00%	4.58%	10.47%	5.72%	9.16%	10.21%	8.23%	8.51%	6.82%	7.55%	7.76%
2021	3.75%	0.40%	4.15%	1.41%	5.56%	6.96%	3.54%	7.19%	4.57%	6.35%	4.89%	6.18%	6.93%	5.24%	4.85%	5.56%

