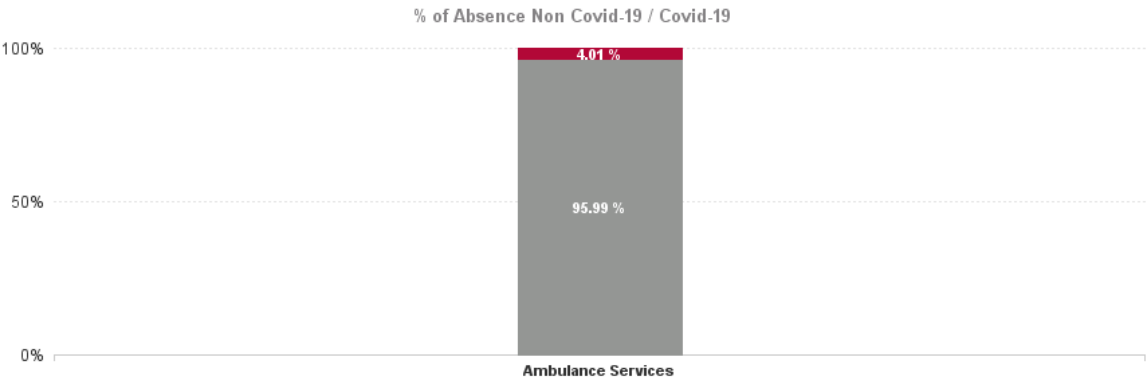
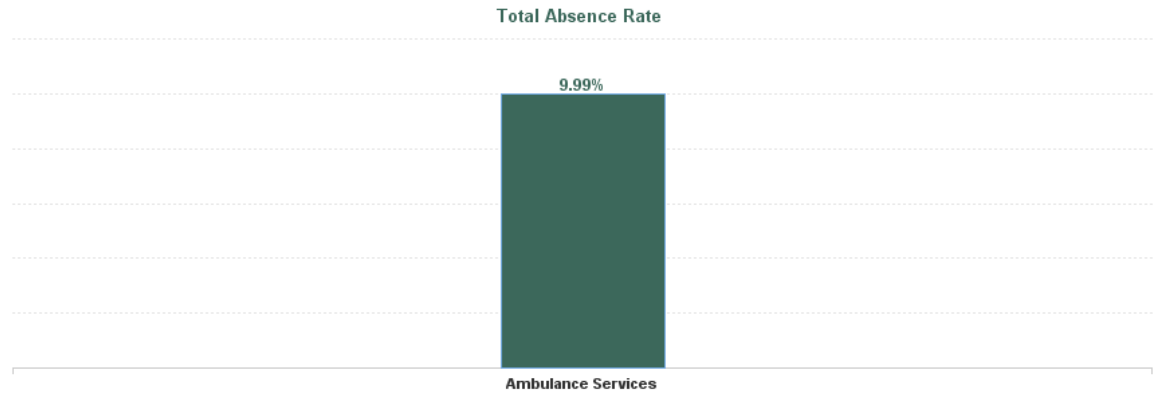


December 2024

Health Service Absence Rate - by Staff Category: Dec 2024	Certified absence	Self- certified absence	Non Covid-19 absence	Covid-19 absence	Total absence rate	% Non Covid-19 absence	% Covid-19 absence
National Ambulance Service	8.51%	1.07%	9.59%	0.40%	9.99%	95.99%	4.01%
Medical & Dental	0.00%	0.00%	0.00%	0.00%	0.00%	#DIV/0	#DIV/0
Nursing & Midwifery	0.00%	0.00%	0.00%	0.00%	0.00%	#DIV/0	#DIV/0
Health & Social Care Professionals	4.04%	1.01%	5.04%	0.12%	5.17%	97.63%	2.37%
Management & Administrative	2.63%	0.27%	2.91%	0.00%	2.91%	100.00%	0.00%
General Support	7.18%	0.00%	7.18%	0.00%	7.18%	100.00%	0.00%
Patient & Client Care	9.58%	1.16%	10.74%	0.47%	11.21%	95.80%	4.20%

Health Service Absence Rate - by Care Group: Dec 2024	Certified absence	Self- certified absence	Non Covid-19 absence	Covid-19 absence	Total absence rate	% Non Covid-19 absence	% Covid-19 absence
National Ambulance Service	8.51%	1.07%	9.59%	0.40%	9.99%	95.99%	4.01%
Ambulance Services	8.51%	1.07%	9.59%	0.40%	9.99%	95.99%	4.01%

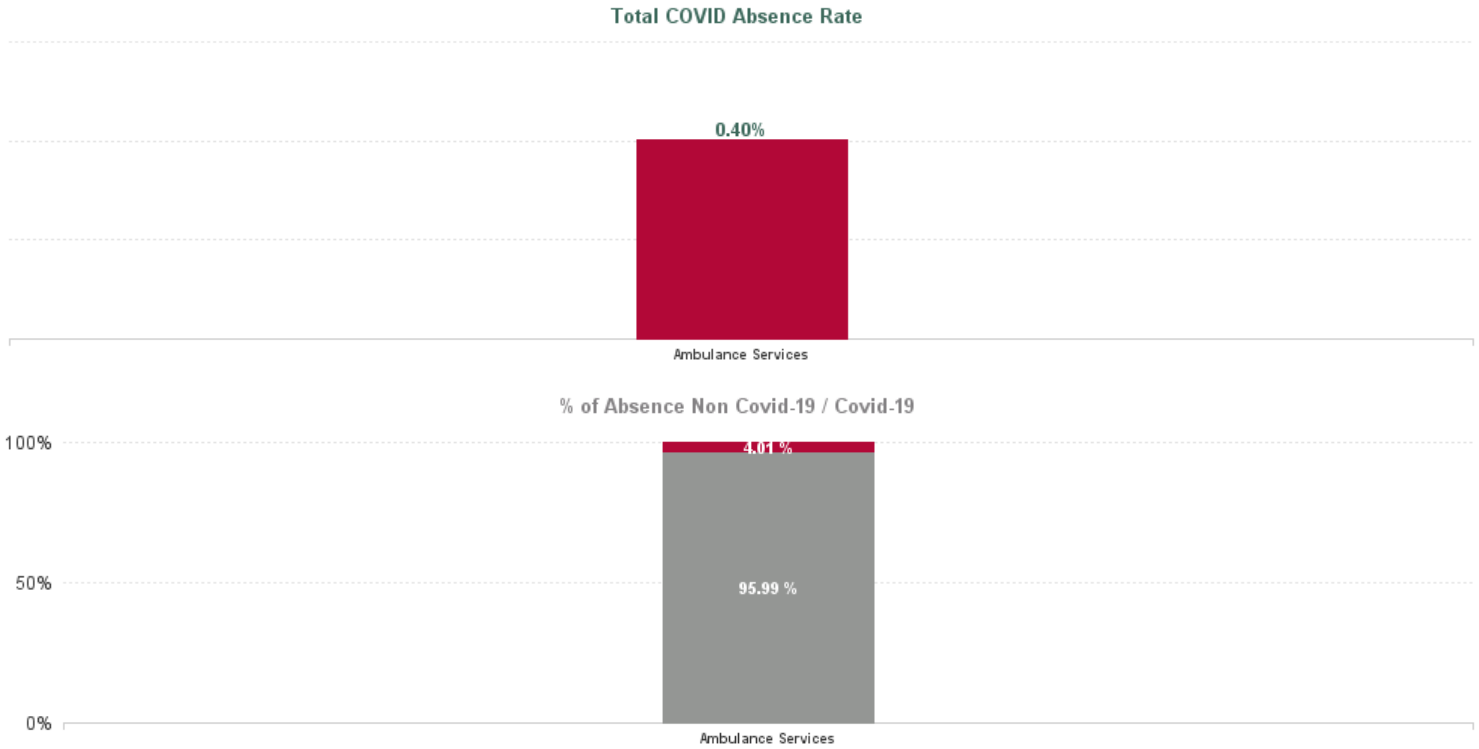


December 2024

Health Service Absence Rate - by Hospital : Dec 2024	Certified absence	Self-certified absence	Non Covid-19 absence	Covid-19 absence	Total absence rate	Medical & Dental	Nursing & Midwifery	Health & Social Care Professionals	Management & Administrative	General Support	Patient & Client Care
National Ambulance Service	8.51%	1.07%	9.59%	0.40%	9.99%	0.00%	0.00%	5.17%	2.91%	7.18%	11.21%
Ambulance Services	8.51%	1.07%	9.59%	0.40%	9.99%	0.00%	0.00%	5.17%	2.91%	7.18%	11.21%

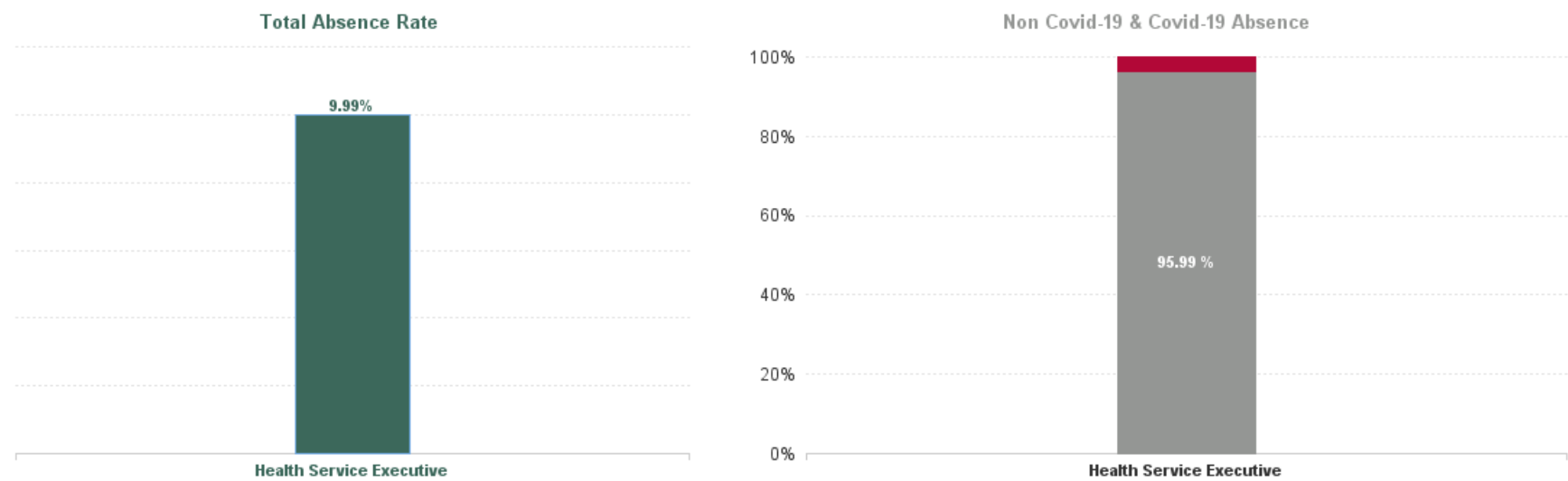
December 2024

Health Service Absence Rate - by Staff Category & Hospital: Dec 2024	Non Covid-19 absence	Covid-19 absence	Total absence rate	Medical & Dental	Nursing & Midwifery	Health & Social Care Professional s	Management & Administrati ve	General Support	Patient & Client Care
National Ambulance Service	9.59%	0.40%	0.40%	0.00%	0.00%	0.12%	0.00%	0.00%	0.47%
Ambulance Services	9.59%	0.40%	9.99%	0.00%	0.00%	0.12%	0.00%	0.00%	0.47%



December 2024

Health Service Absence Rate - by Admin : Dec 2024	Certified absence	Self-certified absence	Non Covid-19 absence	Covid-19 absence	Total absence rate	Medical & Dental	Nursing & Midwifery	Health & Social Care Professionals	Management & Administrative	General Support	Patient & Client Care
National Ambulance Service	8.51%	1.07%	9.59%	0.40%	9.99%	0.00%	0.00%	5.17%	2.91%	7.18%	11.21%
Ambulance Services	8.51%	1.07%	9.59%	0.40%	9.99%	0.00%	0.00%	5.17%	2.91%	7.18%	11.21%
Health Service Executive	8.51%	1.07%	9.59%	0.40%	9.99%	0.00%	0.00%	5.17%	2.91%	7.18%	11.21%



Health Service Absence Rate - by Staff Category: Dec 2024	Certified absence	Self-certified absence	Non Covid-19 absence	Covid-19 absence	Total absence rate	% Non Covid-19 absence	% Covid-19 absence
Ambulance Services	8.51%	1.07%	9.59%	0.40%	9.99%	95.99%	4.01%
Medical & Dental	0.00%	0.00%	0.00%	0.00%	0.00%		
Nursing & Midwifery	0.00%	0.00%	0.00%	0.00%	0.00%		
Health & Social Care Professionals	4.04%	1.01%	5.04%	0.12%	5.17%	97.63%	2.37%
Management & Administrative	2.63%	0.27%	2.91%	0.00%	2.91%	100.00%	
General Support	7.18%	0.00%	7.18%	0.00%	7.18%	100.00%	
Patient & Client Care	9.58%	1.16%	10.74%	0.47%	11.21%	95.80%	4.20%

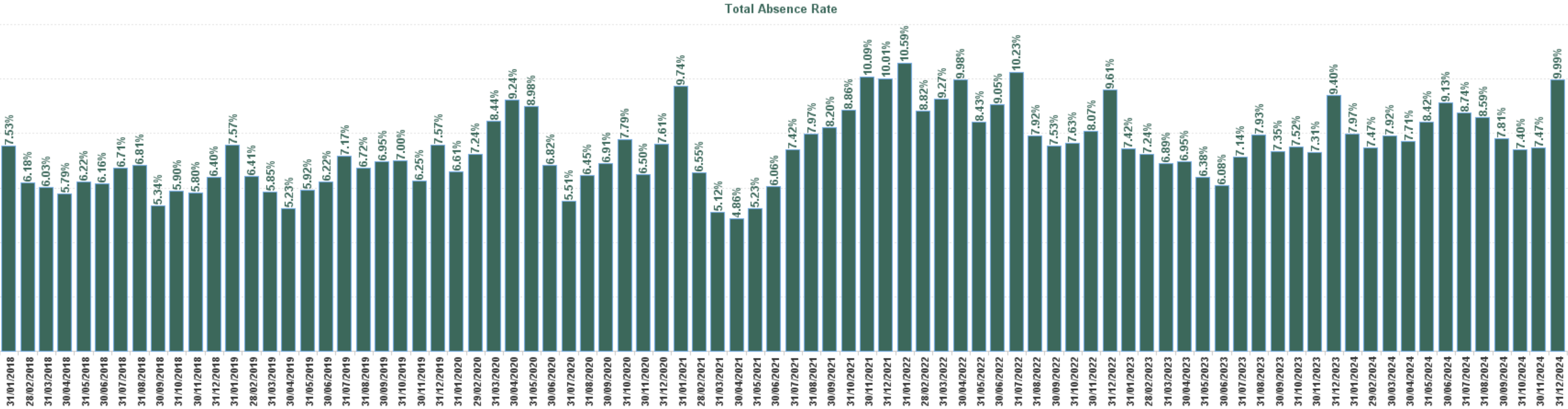
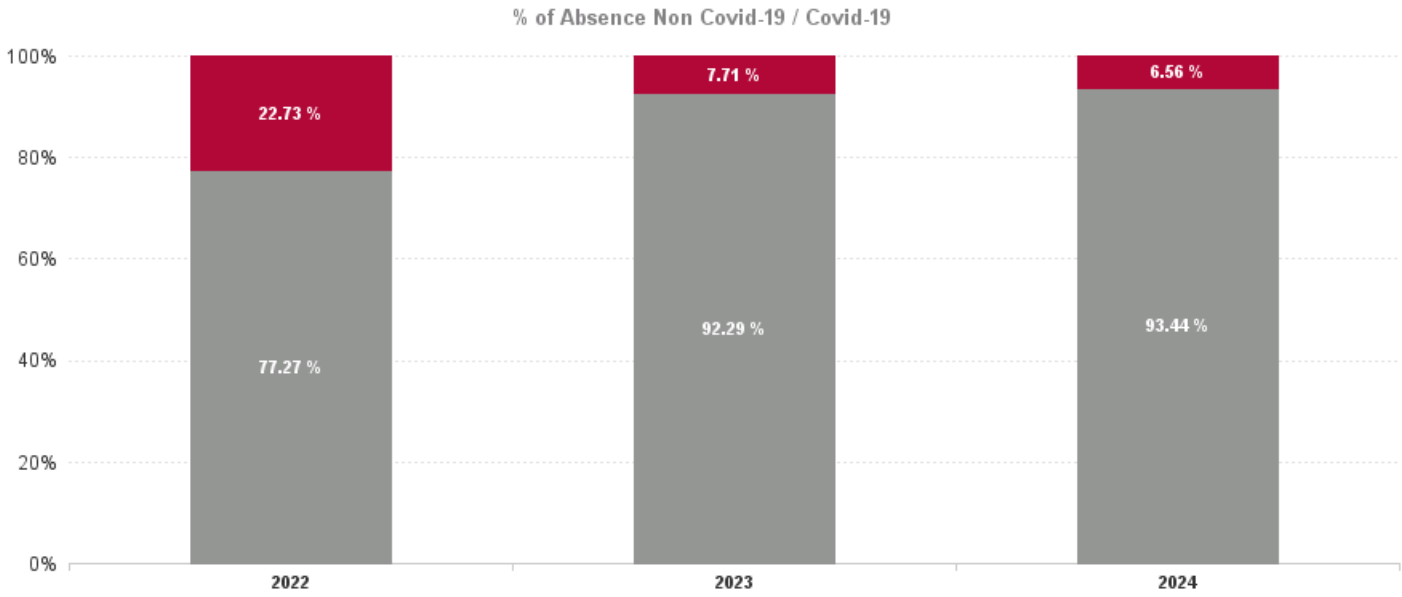
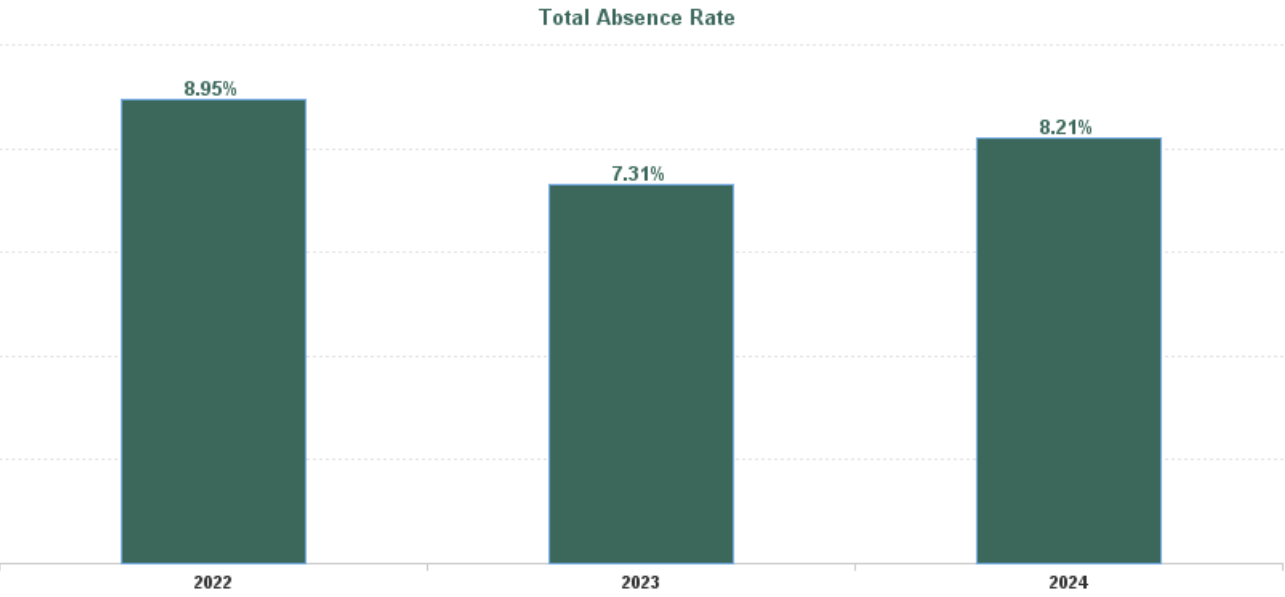
Year / Month	Certified absence	Self-certified absence	Non Covid-19 absence	Covid-19 absence	Total absence rate	Medical & Dental	Nursing & Midwifery	Health & Social Care Professionals	Management & Administrative	General Support	Patient & Client Care
Dec 2024	8.51%	1.07%	9.59%	0.40%	9.99%	0.00%	0.00%	5.17%	2.91%	7.18%	11.21%
Nov 2024	6.36%	0.76%	7.12%	0.34%	7.47%	0.00%	0.00%	1.31%	2.20%	0.00%	8.39%
Oct 2024	6.24%	0.72%	6.96%	0.44%	7.40%	0.00%	0.37%	2.16%	2.47%	0.00%	8.19%
Sep 2024	6.30%	0.86%	7.16%	0.64%	7.81%	0.00%	0.00%	0.65%	1.92%	0.00%	8.72%
Aug 2024	6.84%	0.80%	7.64%	0.95%	8.59%	0.00%	1.71%	1.56%	4.13%	0.00%	9.18%
Jul 2024	6.75%	0.85%	7.60%	1.14%	8.74%	0.00%	17.05%	1.03%	3.25%	0.00%	9.34%
Jun 2024	7.72%	0.82%	8.55%	0.59%	9.13%	0.00%	15.85%	2.39%	3.07%	27.76%	9.62%
May 2024	7.27%	0.82%	8.09%	0.33%	8.42%	0.00%	15.25%	4.00%	2.50%	31.68%	8.89%
Apr 2024	6.58%	0.83%	7.42%	0.30%	7.71%	0.00%	14.00%	1.84%	3.84%	30.41%	8.01%
Mar 2024	6.77%	0.80%	7.57%	0.35%	7.92%	0.00%	16.78%	4.87%	3.10%	37.21%	8.22%
Feb 2024	6.35%	0.72%	7.07%	0.40%	7.47%	0.00%	24.84%	2.38%	2.43%	28.08%	7.83%
Jan 2024	6.71%	0.66%	7.37%	0.60%	7.97%	0.00%	6.22%	2.75%	2.87%	41.89%	8.36%
2024	6.86%	0.81%	7.67%	0.54%	8.21%	0.00%	9.11%	2.77%	2.85%	19.92%	8.80%
Dec 2023	7.70%	1.02%	8.72%	0.68%	9.40%	0.00%	7.29%	8.75%	5.53%	32.58%	9.64%
Nov 2023	6.31%	0.66%	6.97%	0.34%	7.31%	0.00%	0.00%	1.68%	4.14%	20.60%	7.59%
Oct 2023	6.14%	0.79%	6.92%	0.59%	7.52%	0.00%	3.58%	0.00%	5.36%	7.78%	7.70%
Sep 2023	6.00%	0.65%	6.65%	0.70%	7.35%	0.00%	0.00%	#DIV/0	4.64%	0.00%	7.57%
Aug 2023	6.06%	0.85%	6.92%	1.01%	7.93%	0.00%	0.00%	#DIV/0	3.94%	0.00%	8.24%
Jul 2023	5.89%	0.78%	6.66%	0.48%	7.14%	0.00%	5.45%	#DIV/0	3.12%	0.00%	7.43%
Jun 2023	5.01%	0.72%	5.73%	0.35%	6.08%	0.00%	0.00%	#DIV/0	1.18%	0.00%	6.44%
May 2023	5.26%	0.68%	5.94%	0.43%	6.38%	0.00%	0.00%	#DIV/0	3.16%	0.00%	6.63%
Apr 2023	5.69%	0.78%	6.47%	0.48%	6.95%	0.00%	0.00%	#DIV/0	3.24%	0.00%	7.19%
Mar 2023	5.66%	0.66%	6.31%	0.58%	6.89%	0.00%	0.00%	#DIV/0	3.09%	6.62%	7.15%
Feb 2023	6.14%	0.68%	6.82%	0.42%	7.24%	0.00%	0.00%	#DIV/0	2.58%	0.00%	7.53%
Jan 2023	6.08%	0.65%	6.73%	0.69%	7.42%	0.00%	0.00%	#DIV/0	1.84%	0.00%	7.78%
2023	6.00%	0.74%	6.74%	0.56%	7.31%	0.00%	1.25%	4.12%	3.58%	6.71%	7.58%
Dec 2022	7.48%	0.92%	8.40%	1.21%	9.61%	0.00%	9.69%	#DIV/0	2.61%	0.00%	9.99%
Nov 2022	6.47%	0.82%	7.29%	0.78%	8.07%	0.00%	0.00%	#DIV/0	5.57%	31.82%	8.20%
Oct 2022	5.93%	0.74%	6.68%	0.96%	7.63%	0.00%	0.00%	#DIV/0	4.09%	3.16%	7.88%
Sep 2022	5.92%	0.77%	6.69%	0.84%	7.53%	0.00%	0.00%	#DIV/0	4.08%	0.00%	7.77%
Aug 2022	6.49%	0.67%	7.16%	0.76%	7.92%	0.00%	0.00%	#DIV/0	3.93%	5.92%	8.13%
Jul 2022	7.08%	0.87%	7.94%	2.28%	10.23%	0.00%	16.47%	#DIV/0	4.08%	0.53%	10.60%
Jun 2022	6.58%	0.76%	7.34%	1.71%	9.05%	0.00%	0.00%	#DIV/0	4.41%	0.75%	9.37%
May 2022	6.81%	0.62%	7.43%	1.01%	8.43%	0.00%	0.00%	#DIV/0	3.35%	2.83%	8.74%
Apr 2022	6.76%	0.81%	7.57%	2.41%	9.98%	0.00%	0.00%	#DIV/0	3.32%	3.71%	10.34%
Mar 2022	4.84%	0.49%	5.33%	3.94%	9.27%	0.00%	0.00%	#DIV/0	3.10%	0.22%	12.98%
Feb 2022	5.81%	0.59%	6.40%	2.43%	8.82%	0.00%	0.00%	#DIV/0	3.18%	7.26%	9.11%
Jan 2022	5.48%	0.38%	5.86%	4.73%	10.59%	0.00%	0.00%	#DIV/0	2.93%	6.72%	11.04%
2022	6.23%	0.69%	6.91%	2.03%	8.95%	0.00%	1.87%	#DIV/0	3.71%	0.85%	9.54%
Dec 2021	6.82%	0.66%	7.48%	2.53%	10.01%	0.00%	44.03%	#DIV/0	3.08%	7.69%	10.33%
Nov 2021	6.90%	0.84%	7.74%	2.36%	10.09%	0.00%	24.45%	#DIV/0	6.08%	8.08%	10.30%
Oct 2021	6.47%	0.75%	7.22%	1.64%	8.86%	0.00%	0.00%	#DIV/0	5.19%	11.21%	9.00%
Sep 2021	6.23%	0.62%	6.86%	1.35%	8.20%	0.00%	0.00%	#DIV/0	3.11%	3.22%	8.49%
Aug 2021	6.35%	0.74%	7.08%	0.89%	7.97%	0.00%	0.00%	#DIV/0	2.20%	0.00%	8.29%
Jul 2021	5.94%	0.77%	6.72%	0.70%	7.42%	0.00%	0.00%	#DIV/0	3.08%	0.37%	7.67%
Jun 2021	4.89%	0.55%	5.44%	0.62%	6.06%	0.00%	0.00%	#DIV/0	2.59%	10.85%	6.23%
May 2021	4.09%	0.48%	4.57%	0.65%	5.23%	0.00%	0.00%	#DIV/0	3.55%	2.84%	5.32%

Apr 2021	3.63%	0.49%	4.12%	0.74%	4.86%
Mar 2021	3.51%	0.53%	4.04%	1.08%	5.12%
Feb 2021	3.99%	0.89%	4.89%	1.66%	6.55%
Jan 2021	4.24%	0.46%	4.70%	5.03%	9.74%
2021	5.36%	0.66%	6.02%	1.66%	7.68%

0.00%	12.87%	1.13%	1.65%	4.93%	6.12%
#DIV/0	#DIV/0	#DIV/0	2.43%	2.92%	5.50%
#DIV/0	#DIV/0	#DIV/0	1.46%	5.94%	6.91%
#DIV/0	#DIV/0	#DIV/0	2.99%	6.02%	10.56%
0.00%	14.18%	1.13%	2.97%	4.99%	8.07%

Year / Month	Certified absence	Self-certified absence	Non Covid-19 absence	Covid-19 absence	Total absence rate	Ambulance Services	National Ambulanc e Service
Dec 2024	8.51%	1.07%	9.59%	0.40%	9.99%	9.99%	9.99%
Nov 2024	6.36%	0.76%	7.12%	0.34%	7.47%	7.47%	7.47%
Oct 2024	6.24%	0.72%	6.96%	0.44%	7.40%	7.40%	7.40%
Sep 2024	6.30%	0.86%	7.16%	0.64%	7.81%	7.81%	7.81%
Aug 2024	6.84%	0.80%	7.64%	0.95%	8.59%	8.59%	8.59%
Jul 2024	6.75%	0.85%	7.60%	1.14%	8.74%	8.74%	8.74%
Jun 2024	7.72%	0.82%	8.55%	0.59%	9.13%	9.13%	9.13%
May 2024	7.27%	0.82%	8.09%	0.33%	8.42%	8.42%	8.42%
Apr 2024	6.58%	0.83%	7.42%	0.30%	7.71%	7.71%	7.71%
Mar 2024	6.77%	0.80%	7.57%	0.35%	7.92%	7.92%	7.92%
Feb 2024	6.35%	0.72%	7.07%	0.40%	7.47%	7.47%	7.47%
Jan 2024	6.71%	0.66%	7.37%	0.60%	7.97%	7.97%	7.97%
2024	6.86%	0.81%	7.67%	0.54%	8.21%	8.21%	8.21%
Dec 2023	7.70%	1.02%	8.72%	0.68%	9.40%	9.40%	9.40%
Nov 2023	6.31%	0.66%	6.97%	0.34%	7.31%	7.31%	7.31%
Oct 2023	6.14%	0.79%	6.92%	0.59%	7.52%	7.52%	7.52%
Sep 2023	6.00%	0.65%	6.65%	0.70%	7.35%	7.35%	7.35%
Aug 2023	6.06%	0.85%	6.92%	1.01%	7.93%	7.93%	7.93%
Jul 2023	5.89%	0.78%	6.66%	0.48%	7.14%	7.14%	7.14%
Jun 2023	5.01%	0.72%	5.73%	0.35%	6.08%	6.08%	6.08%
May 2023	5.26%	0.68%	5.94%	0.43%	6.38%	6.38%	6.38%
Apr 2023	5.69%	0.78%	6.47%	0.48%	6.95%	6.95%	6.95%
Mar 2023	5.66%	0.66%	6.31%	0.58%	6.89%	6.89%	6.89%
Feb 2023	6.14%	0.68%	6.82%	0.42%	7.24%	7.24%	7.24%
Jan 2023	6.08%	0.65%	6.73%	0.69%	7.42%	7.42%	7.42%
2023	6.00%	0.74%	6.74%	0.56%	7.31%	7.31%	7.31%
Dec 2022	7.48%	0.92%	8.40%	1.21%	9.61%	9.61%	9.61%
Nov 2022	6.47%	0.82%	7.29%	0.78%	8.07%	8.07%	8.07%
Oct 2022	5.93%	0.74%	6.68%	0.96%	7.63%	7.63%	7.63%
Sep 2022	5.92%	0.77%	6.69%	0.84%	7.53%	7.53%	7.53%
Aug 2022	6.49%	0.67%	7.16%	0.76%	7.92%	7.92%	7.92%
Jul 2022	7.08%	0.87%	7.94%	2.28%	10.23%	10.23%	10.23%
Jun 2022	6.58%	0.76%	7.34%	1.71%	9.05%	9.05%	9.05%
May 2022	6.81%	0.62%	7.43%	1.01%	8.43%	8.43%	8.43%
Apr 2022	6.76%	0.81%	7.57%	2.41%	9.98%	9.98%	9.98%
Mar 2022	4.84%	0.49%	5.33%	3.94%	9.27%	9.27%	9.27%
Feb 2022	5.81%	0.59%	6.40%	2.43%	8.82%	8.82%	8.82%
Jan 2022	5.48%	0.38%	5.86%	4.73%	10.59%	10.59%	10.59%
2022	6.23%	0.69%	6.91%	2.03%	8.95%	8.95%	8.95%
Dec 2021	6.82%	0.66%	7.48%	2.53%	10.01%	10.01%	10.01%
Nov 2021	6.90%	0.84%	7.74%	2.36%	10.09%	10.09%	10.09%
Oct 2021	6.47%	0.75%	7.22%	1.64%	8.86%	8.86%	8.86%
Sep 2021	6.23%	0.62%	6.86%	1.35%	8.20%	8.20%	8.20%
Aug 2021	6.35%	0.74%	7.08%	0.89%	7.97%	7.97%	7.97%
Jul 2021	5.94%	0.77%	6.72%	0.70%	7.42%	7.42%	7.42%
Jun 2021	4.89%	0.55%	5.44%	0.62%	6.06%	6.06%	6.06%
May 2021	4.09%	0.48%	4.57%	0.65%	5.23%	5.23%	5.23%
Apr 2021	3.63%	0.49%	4.12%	0.74%	4.86%	4.86%	4.86%

Mar 2021	3.51%	0.53%	4.04%	1.08%	5.12%	5.12%	5.12%
Feb 2021	3.99%	0.89%	4.89%	1.66%	6.55%	6.55%	6.55%
Jan 2021	4.24%	0.46%	4.70%	5.03%	9.74%	9.74%	9.74%
2021	5.36%	0.66%	6.02%	1.66%	7.68%	7.68%	7.68%



Year / Month	Certified absence	Self-certified absence	Non Covid-19 absence	Covid-19 absence	Total absence rate	

