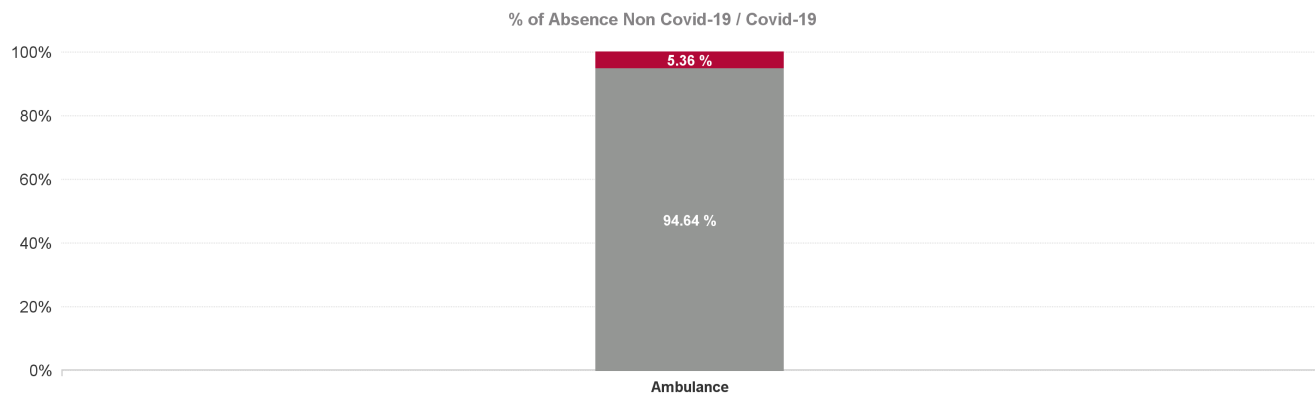
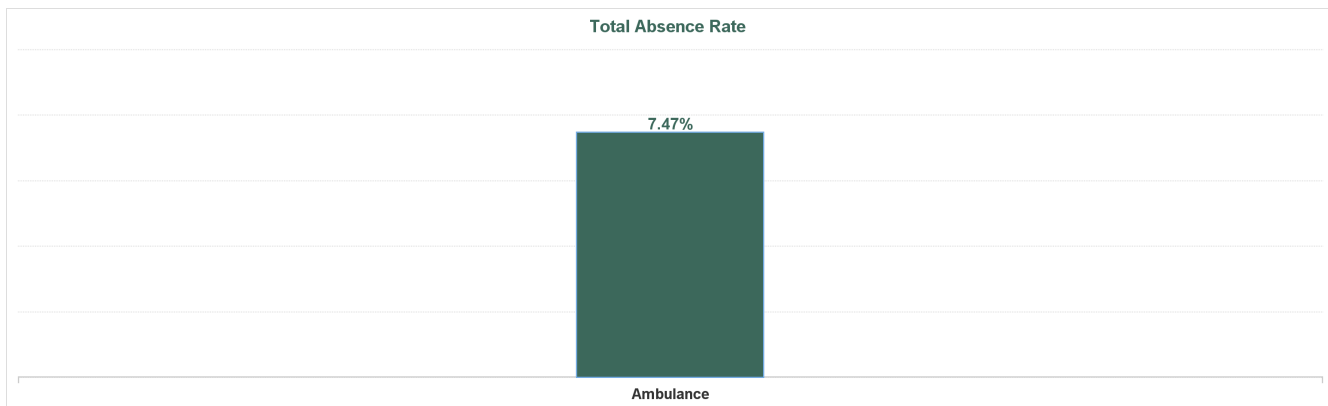


February 2024

Health Service Absence Rate - by Staff Category: Feb 2024	Certified absence	Self-certified absence	Non Covid-19 absence	Covid-19 absence	Total absence rate	% Non Covid-19 absence	% Covid-19 absence
National Ambulance Service	6.35%	0.72%	7.07%	0.40%	7.47%	94.64%	5.36%
Medical & Dental	0.00%	0.00%	0.00%	0.00%	0.00%	#DIV/0	#DIV/0
Nursing & Midwifery	24.84%	0.00%	24.84%	0.00%	24.84%	100.00%	0.00%
Health & Social Care Professionals	1.54%	0.42%	1.96%	0.42%	2.38%	82.35%	17.65%
Management & Administrative	2.07%	0.28%	2.35%	0.09%	2.43%	96.38%	3.62%
General Support	28.08%	0.00%	28.08%	0.00%	28.08%	100.00%	0.00%
Patient & Client Care	6.64%	0.76%	7.40%	0.43%	7.83%	94.56%	5.44%

Health Service Absence Rate - by Care Group: Feb 2024	Certified absence	Self-certified absence	Non Covid-19 absence	Covid-19 absence	Total absence rate	% Non Covid-19 absence	% Covid-19 absence
National Ambulance Service	6.35%	0.72%	7.07%	0.40%	7.47%	94.64%	5.36%
Ambulance	6.35%	0.72%	7.07%	0.40%	7.47%	94.64%	5.36%



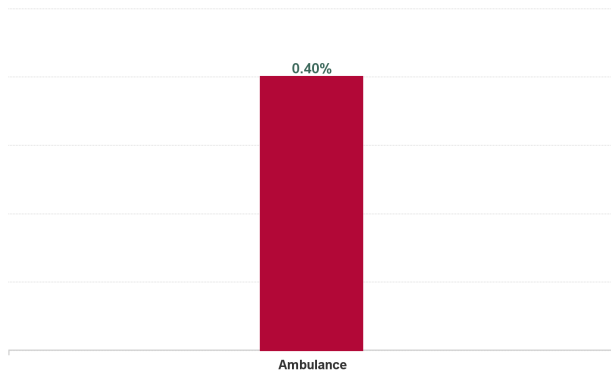
February 2024

Health Service Absence Rate - by Hospital : Feb 2024	Certified absence	Self-certified absence	Non Covid-19 absence	Covid-19 absence	Total absence rate	Medical & Dental	Nursing & Midwifery	Health & Social Care Professionals	Management & Administrative	General Support	Patient & Client Care
National Ambulance Service	6.35%	0.72%	7.07%	0.40%	7.47%	0.00%	24.84%	2.38%	2.43%	28.08%	7.83%
Ambulance	6.35%	0.72%	7.07%	0.40%	7.47%	0.00%	24.84%	2.38%	2.43%	28.08%	7.83%

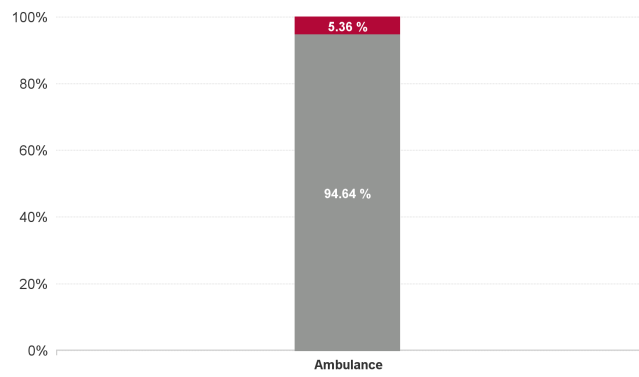
February 2024

Health Service Absence Rate - by Staff Category & Hospital: Feb 2024	Non Covid-19 absence	Covid-19 absence	Total absence rate	Medical & Dental	Nursing & Midwifery	Health & Social Care Professionals	Management & Administrative	General Support	Patient & Client Care
National Ambulance Service	7.07%	0.40%	0.40%	0.00%	0.00%	0.42%	0.09%	0.00%	0.43%
Ambulance	7.07%	0.40%	7.47%	0.00%	0.00%	0.42%	0.09%	0.00%	0.43%

Total COVID Absence Rate

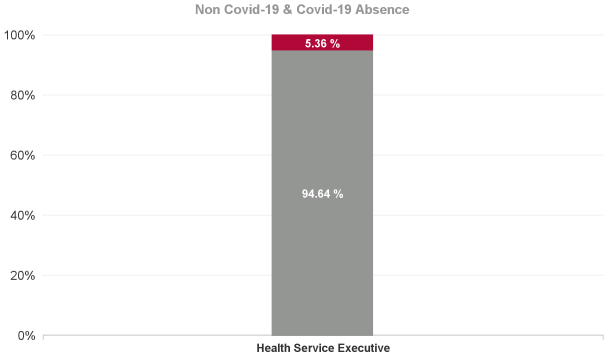
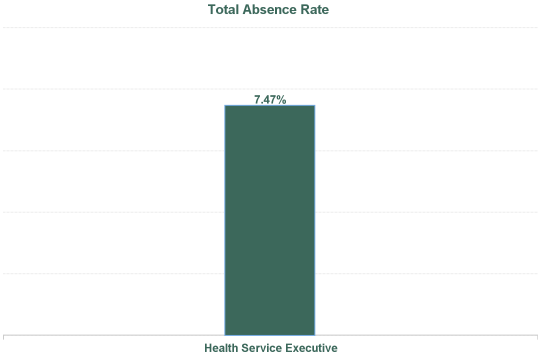


% of Absence Non Covid-19 / Covid-19



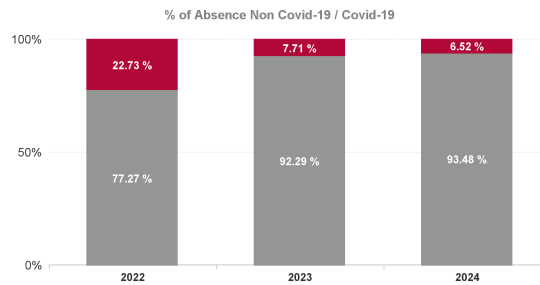
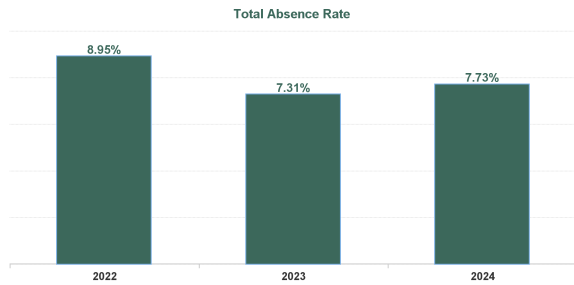
February 2024

Health Service Absence Rate - by Admin : Feb 2024	Certified absence	Self-certified absence	Non Covid-19 absence	Covid-19 absence	Total absence rate	Medical & Dental	Nursing & Midwifery	Health & Social Care Professionals	Management & Administrative	General Support	Patient & Client Care
National Ambulance Service	6.35%	0.72%	7.07%	0.40%	7.47%	0.00%	24.84%	2.38%	2.43%	28.08%	7.83%
Ambulance	6.35%	0.72%	7.07%	0.40%	7.47%	0.00%	24.84%	2.38%	2.43%	28.08%	7.83%
Health Service Executive	6.35%	0.72%	7.07%	0.40%	7.47%	0.00%	24.84%	2.38%	2.43%	28.08%	7.83%

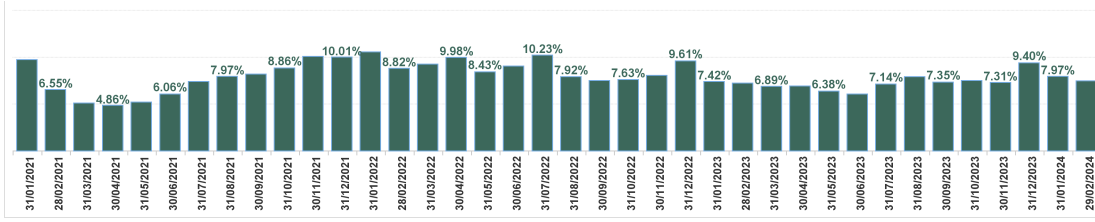


Year / Month	Certified absence	Self-certified absence	Non Covid-19 absence	Covid-19 absence	Total absence rate	Medical & Dental	Nursing & Midwifery	Health & Social Care Professionals	Management & Administrative	General Support	Patient & Client Care
Feb 2024	6.35%	0.72%	7.07%	0.40%	7.47%	0.00%	24.84%	2.38%	2.43%	28.08%	7.83%
Jan 2024	6.71%	0.66%	7.37%	0.60%	7.97%	0.00%	6.22%	2.75%	2.87%	41.89%	8.36%
2024	6.54%	0.69%	7.23%	0.50%	7.73%	0.00%	16.03%	2.56%	2.67%	35.21%	8.10%
Dec 2023	7.70%	1.02%	8.72%	0.68%	9.40%	0.00%	7.29%	8.75%	5.53%	32.58%	9.64%
Nov 2023	6.31%	0.66%	6.97%	0.34%	7.31%	0.00%	0.00%	1.68%	4.14%	20.60%	7.59%
Oct 2023	6.14%	0.79%	6.92%	0.59%	7.52%	0.00%	3.58%	0.00%	5.36%	7.78%	7.70%
Sep 2023	6.00%	0.65%	6.65%	0.70%	7.35%	0.00%	0.00%	#DIV/0	4.64%	0.00%	7.57%
Aug 2023	6.06%	0.85%	6.92%	1.01%	7.93%	0.00%	0.00%	#DIV/0	3.94%	0.00%	8.24%
Jul 2023	5.89%	0.78%	6.66%	0.48%	7.14%	0.00%	5.45%	#DIV/0	3.12%	0.00%	7.43%
Jun 2023	5.01%	0.72%	5.73%	0.35%	6.08%	0.00%	0.00%	#DIV/0	1.18%	0.00%	6.44%
May 2023	5.26%	0.68%	5.94%	0.43%	6.38%	0.00%	0.00%	#DIV/0	3.16%	0.00%	6.63%
Apr 2023	5.69%	0.78%	6.47%	0.48%	6.95%	0.00%	0.00%	#DIV/0	3.24%	0.00%	7.19%
Mar 2023	5.66%	0.66%	6.31%	0.58%	6.89%	0.00%	0.00%	#DIV/0	3.09%	6.62%	7.15%
Feb 2023	6.14%	0.68%	6.82%	0.42%	7.24%	0.00%	0.00%	#DIV/0	2.58%	0.00%	7.53%
Jan 2023	6.08%	0.65%	6.73%	0.69%	7.42%	0.00%	0.00%	#DIV/0	1.84%	0.00%	7.78%
2023	6.00%	0.74%	6.74%	0.56%	7.31%	0.00%	1.25%	4.12%	3.58%	6.71%	7.58%
Dec 2022	7.48%	0.92%	8.40%	1.21%	9.61%	0.00%	9.69%	#DIV/0	2.61%	0.00%	9.99%
Nov 2022	6.47%	0.82%	7.29%	0.78%	8.07%	0.00%	0.00%	#DIV/0	5.57%	31.82%	8.20%
Oct 2022	5.93%	0.74%	6.68%	0.96%	7.63%	0.00%	0.00%	#DIV/0	4.09%	3.16%	7.88%
Sep 2022	5.92%	0.77%	6.69%	0.84%	7.53%	0.00%	0.00%	#DIV/0	4.08%	0.00%	7.77%
Aug 2022	6.49%	0.67%	7.16%	0.76%	7.92%	0.00%	0.00%	#DIV/0	3.93%	5.92%	8.13%
Jul 2022	7.08%	0.87%	7.94%	2.28%	10.23%	0.00%	16.47%	#DIV/0	4.08%	0.53%	10.60%
Jun 2022	6.58%	0.76%	7.34%	1.71%	9.05%	0.00%	0.00%	#DIV/0	4.41%	0.75%	9.37%
May 2022	6.81%	0.62%	7.43%	1.01%	8.43%	0.00%	0.00%	#DIV/0	3.35%	2.83%	8.74%
Apr 2022	6.76%	0.81%	7.57%	2.41%	9.98%	0.00%	0.00%	#DIV/0	3.32%	3.71%	10.34%
Mar 2022	4.84%	0.49%	5.33%	3.94%	9.27%	0.00%	0.00%	#DIV/0	3.10%	0.22%	12.98%
Feb 2022	5.81%	0.59%	6.40%	2.43%	8.82%	0.00%	0.00%	#DIV/0	3.18%	7.26%	9.11%
Jan 2022	5.48%	0.38%	5.86%	4.73%	10.59%	0.00%	0.00%	#DIV/0	2.93%	6.72%	11.04%
2022	6.23%	0.69%	6.91%	2.03%	8.95%	0.00%	1.87%	#DIV/0	3.71%	0.85%	9.54%
Dec 2021	6.82%	0.66%	7.48%	2.53%	10.01%	0.00%	44.03%	#DIV/0	3.08%	7.69%	10.33%
Nov 2021	6.90%	0.84%	7.74%	2.36%	10.09%	0.00%	24.45%	#DIV/0	6.08%	8.08%	10.30%
Oct 2021	6.47%	0.75%	7.22%	1.64%	8.86%	0.00%	0.00%	#DIV/0	5.19%	11.21%	9.00%
Sep 2021	6.23%	0.62%	6.86%	1.35%	8.20%	0.00%	0.00%	#DIV/0	3.11%	3.22%	8.49%
Aug 2021	6.35%	0.74%	7.08%	0.89%	7.97%	0.00%	0.00%	#DIV/0	2.20%	0.00%	8.29%
Jul 2021	5.94%	0.77%	6.72%	0.70%	7.42%	0.00%	0.00%	#DIV/0	3.08%	0.37%	7.67%
Jun 2021	4.89%	0.55%	5.44%	0.62%	6.06%	0.00%	0.00%	#DIV/0	2.59%	10.85%	6.23%
May 2021	4.09%	0.48%	4.57%	0.65%	5.23%	0.00%	0.00%	#DIV/0	3.55%	2.84%	5.32%
Apr 2021	3.63%	0.49%	4.12%	0.74%	4.86%	0.00%	12.87%	1.13%	1.65%	4.93%	6.12%
Mar 2021	3.51%	0.53%	4.04%	1.08%	5.12%	#DIV/0	#DIV/0	#DIV/0	2.43%	2.92%	5.50%
Feb 2021	3.99%	0.89%	4.89%	1.66%	6.55%	#DIV/0	#DIV/0	#DIV/0	1.46%	5.94%	6.91%
Jan 2021	4.24%	0.46%	4.70%	5.03%	9.74%	#DIV/0	#DIV/0	#DIV/0	2.99%	6.02%	10.56%
2021	5.36%	0.66%	6.02%	1.66%	7.68%	0.00%	14.18%	1.13%	2.97%	4.99%	8.07%

Year / Month	Certified absence	Self-certified absence	Non Covid-19 absence	Covid-19 absence	Total absence rate	Ambulance (Corporate)	Ambulance (East Coast)	Ambulance (Midland)	Ambulance (Mid-Western)	Ambulance (NASC)	Ambulance (NEOC)	Ambulance (North-Eastern)	Ambulance (North-Western)	Ambulance (South-Eastern)	Ambulance (Southern)	Ambulance (Western)	National Ambulance Service
Feb 2024	6.35%	0.72%	7.07%	0.40%	7.47%		10.09%	6.61%	20.20%			13.17%		8.91%	15.55%	8.54%	7.47%
Jan 2024	6.71%	0.66%	7.37%	0.60%	7.97%		10.36%	7.29%	14.53%			10.31%		12.41%	15.24%	8.48%	7.97%
2024	6.54%	0.69%	7.23%	0.50%	7.73%		10.23%	6.97%	17.24%			11.67%		10.76%	15.38%	8.50%	7.73%
Dec 2023	7.70%	1.02%	8.72%	0.68%	9.40%		11.78%	8.62%	17.50%			10.38%		13.60%	19.22%	9.10%	9.40%
Nov 2023	6.31%	0.66%	6.97%	0.34%	7.31%		11.40%	6.35%	13.70%			11.12%		12.94%	17.82%	8.08%	7.31%
Oct 2023	6.14%	0.79%	6.92%	0.59%	7.52%		9.70%	6.82%	16.97%			12.88%		11.10%	12.07%	6.73%	7.52%
Sep 2023	6.00%	0.65%	6.65%	0.70%	7.35%		13.15%	6.44%	16.57%			15.09%		11.96%	12.57%	4.80%	7.35%
Aug 2023	6.06%	0.85%	6.92%	1.01%	7.93%			7.27%	14.79%			12.24%		19.42%	11.34%	4.59%	7.93%
Jul 2023	5.89%	0.78%	6.66%	0.48%	7.14%		12.88%	6.39%	12.45%			8.87%		16.18%	11.08%	4.75%	7.14%
Jun 2023	5.01%	0.72%	5.73%	0.35%	6.08%		10.96%	5.29%	11.10%			5.02%		7.32%	17.89%	7.75%	6.08%
May 2023	5.26%	0.68%	5.94%	0.43%	6.38%		11.53%	5.23%	17.20%			5.40%		5.18%	20.88%	6.16%	6.38%
Apr 2023	5.69%	0.78%	6.47%	0.48%	6.95%		8.15%	6.31%	14.39%			7.24%	0.00%	10.19%	13.14%	7.12%	6.95%
Mar 2023	5.66%	0.66%	6.31%	0.58%	6.89%			6.48%	10.04%			6.67%	0.00%	13.43%	9.76%	4.40%	6.89%
Feb 2023	6.14%	0.68%	6.82%	0.42%	7.24%	4.75%	12.78%	7.95%	9.99%	1.58%	6.91%	6.81%	0.00%	12.96%		5.94%	7.24%
Jan 2023	6.08%	0.65%	6.73%	0.69%	7.42%	3.07%	8.47%	8.10%	7.97%	1.42%	7.86%	11.06%	12.26%	15.12%		7.19%	7.42%
2023	6.00%	0.74%	6.74%	0.56%	7.31%	3.83%	10.78%	6.72%	13.56%	1.50%	7.42%	9.42%	5.11%	12.51%	14.46%	6.32%	7.31%
Dec 2022	7.48%	0.92%	8.40%	1.21%	9.61%	4.00%	10.61%	10.65%	11.67%	1.43%	6.25%	21.77%	0.00%	10.68%		7.74%	9.61%
Nov 2022	6.47%	0.82%	7.29%	0.78%	8.07%	2.82%	10.68%	8.78%	15.45%	1.21%	5.68%	15.39%	0.00%			7.97%	8.07%
Oct 2022	5.93%	0.74%	6.68%	0.96%	7.63%	2.89%	13.81%	8.15%	10.49%	4.36%	5.13%	13.41%	10.18%	8.56%	6.50%	8.16%	7.63%
Sep 2022	5.92%	0.77%	6.69%	0.84%	7.53%	4.32%	12.88%	7.87%	10.25%	0.50%	3.96%	11.78%	14.00%	8.71%	6.95%	5.44%	7.53%
Aug 2022	6.49%	0.67%	7.16%	0.76%	7.92%	4.36%	13.12%	8.39%	14.18%	0.91%	1.93%	10.26%	10.29%	7.87%	6.63%	11.16%	7.92%
Jul 2022	7.08%	0.87%	7.94%	2.28%	10.23%	6.25%	12.79%	10.61%	14.18%	1.92%	8.06%	17.90%	12.61%	10.24%	8.51%	15.72%	10.23%
Jun 2022	6.58%	0.76%	7.34%	1.71%	9.05%	3.27%	13.23%	9.09%	13.63%	3.24%	7.73%	10.84%	17.59%	8.48%	8.21%	12.65%	9.05%
May 2022	6.81%	0.62%	7.43%	1.01%	8.43%	3.71%	15.50%	8.41%	13.38%	1.53%	7.89%	6.98%	11.72%	8.12%	7.74%	14.27%	8.43%
Apr 2022	6.76%	0.81%	7.57%	2.41%	9.98%	1.66%	12.82%	10.05%	17.42%	2.53%	8.52%	14.13%	12.64%	8.55%	10.28%	18.48%	9.98%
Mar 2022	4.84%	0.49%	5.33%	3.94%	9.27%	4.15%	16.82%	12.65%	12.72%	4.91%	9.50%	16.60%	14.27%	13.19%	3.57%	17.89%	9.27%
Feb 2022	5.81%	0.59%	6.40%	2.43%	8.82%	3.10%	10.86%	8.50%	12.99%	2.72%	6.81%	9.91%	15.39%	9.68%	9.75%	11.69%	8.82%
Jan 2022	5.48%	0.38%	5.86%	4.73%	10.59%	6.39%	14.62%	10.32%	16.80%	6.16%	6.99%	19.33%	14.04%	9.00%	12.64%	17.63%	10.59%
2022	6.23%	0.69%	6.91%	2.03%	8.95%	3.84%	13.30%	9.45%	13.71%	3.18%	6.53%	13.91%	13.38%	9.28%	7.08%	12.53%	8.95%
Dec 2021	6.82%	0.66%	7.48%	2.53%	10.01%	4.84%	13.87%	10.39%	8.58%	2.10%	7.33%	14.39%	15.59%	8.80%	9.50%	15.51%	10.01%
Nov 2021	6.90%	0.84%	7.74%	2.36%	10.09%	6.35%	14.47%	9.81%	16.45%	0.87%	13.33%	13.00%	17.21%	9.39%	10.72%	13.88%	10.09%
Oct 2021	6.47%	0.75%	7.22%	1.64%	8.86%	1.84%	10.29%	8.32%	13.86%	1.31%	7.73%	10.51%	12.87%	11.31%	9.61%	17.35%	8.86%
Sep 2021	6.23%	0.62%	6.86%	1.35%	8.20%	0.00%	7.67%	8.10%	10.38%	0.58%	8.28%	9.60%	13.21%	8.03%	10.42%	13.94%	8.20%
Aug 2021	6.35%	0.74%	7.08%	0.89%	7.97%	0.00%	7.62%	7.87%	10.60%	0.89%	7.05%	10.35%	11.22%	6.98%	7.89%	17.75%	7.97%
Jul 2021	5.94%	0.77%	6.72%	0.70%	7.42%	0.00%	8.38%	7.69%	11.77%	0.61%	6.72%	6.89%	9.38%	6.44%	7.29%	14.43%	7.42%
Jun 2021	4.89%	0.55%	5.44%	0.62%	6.06%	3.04%	5.12%	5.85%	11.01%	0.42%	5.48%	7.80%	7.98%	8.32%		11.48%	6.06%
May 2021	4.09%	0.48%	4.57%	0.65%	5.23%	0.00%	3.34%	5.06%	6.81%	0.61%	5.65%	10.84%	9.08%	7.22%		7.74%	5.23%
Apr 2021	3.63%	0.49%	4.12%	0.74%	4.86%		4.31%	8.35%	7.81%	1.09%	3.97%	4.41%	7.20%	7.41%		9.67%	4.86%
Mar 2021	3.51%	0.53%	4.04%	1.08%	5.12%	0.27%	4.26%	7.60%	6.24%	0.86%	5.56%	5.46%	4.31%	3.27%	4.15%	10.69%	5.12%
Feb 2021	3.99%	0.89%	4.89%	1.66%	6.55%	0.63%	5.41%	8.30%	5.53%	0.81%	9.69%	8.86%	7.56%	6.16%	4.76%	10.69%	6.55%
Jan 2021	4.24%	0.46%	4.70%	5.03%	9.74%	0.57%	7.32%	9.10%	9.06%	1.06%	12.12%	12.13%	6.95%	18.03%	11.28%	10.55%	9.74%
2021	5.36%	0.66%	6.02%	1.66%	7.68%	2.24%	6.53%	7.93%	8.80%	0.91%	7.82%	8.87%	9.12%	8.38%	8.32%	12.27%	7.68%



Total Absence Rate



Year / Month	Certified absence	Self-certified absence	Non Covid-19 absence	Covid-19 absence	Total absence rate	Health Service Executive	National Ambulance Service
Feb 2024	6.35%	0.72%	7.07%	0.40%	7.47%	7.47%	7.47%
Jan 2024	6.71%	0.66%	7.37%	0.60%	7.97%	7.97%	7.97%
2024	6.54%	0.69%	7.23%	0.50%	7.73%	7.73%	7.73%
Dec 2023	7.70%	1.02%	8.72%	0.68%	9.40%	9.40%	9.40%
Nov 2023	6.31%	0.66%	6.97%	0.34%	7.31%	7.31%	7.31%
Oct 2023	6.14%	0.79%	6.92%	0.59%	7.52%	7.52%	7.52%
Sep 2023	6.00%	0.65%	6.65%	0.70%	7.35%	7.35%	7.35%
Aug 2023	6.06%	0.85%	6.92%	1.01%	7.93%	7.93%	7.93%
Jul 2023	5.89%	0.78%	6.66%	0.48%	7.14%	7.14%	7.14%
Jun 2023	5.01%	0.72%	5.73%	0.35%	6.08%	6.08%	6.08%
May 2023	5.26%	0.68%	5.94%	0.43%	6.38%	6.38%	6.38%
Apr 2023	5.69%	0.78%	6.47%	0.48%	6.95%	6.95%	6.95%
Mar 2023	5.66%	0.66%	6.31%	0.58%	6.89%	6.89%	6.89%
Feb 2023	6.14%	0.68%	6.82%	0.42%	7.24%	7.24%	7.24%
Jan 2023	6.08%	0.65%	6.73%	0.69%	7.42%	7.42%	7.42%
2023	6.00%	0.74%	6.74%	0.56%	7.31%	7.31%	7.31%
Dec 2022	7.48%	0.92%	8.40%	1.21%	9.61%	9.61%	9.61%
Nov 2022	6.47%	0.82%	7.29%	0.78%	8.07%	8.07%	8.07%
Oct 2022	5.93%	0.74%	6.68%	0.96%	7.63%	7.63%	7.63%
Sep 2022	5.92%	0.77%	6.69%	0.84%	7.53%	7.53%	7.53%
Aug 2022	6.49%	0.67%	7.16%	0.76%	7.92%	7.92%	7.92%
Jul 2022	7.08%	0.87%	7.94%	2.28%	10.23%	10.23%	10.23%
Jun 2022	6.58%	0.76%	7.34%	1.71%	9.05%	9.05%	9.05%
May 2022	6.81%	0.62%	7.43%	1.01%	8.43%	8.43%	8.43%
Apr 2022	6.76%	0.81%	7.57%	2.41%	9.98%	9.98%	9.98%
Mar 2022	4.84%	0.49%	5.33%	3.94%	9.27%	9.27%	9.27%
Feb 2022	5.81%	0.59%	6.40%	2.43%	8.82%	8.82%	8.82%
Jan 2022	5.48%	0.38%	5.86%	4.73%	10.59%	10.59%	10.59%
2022	6.23%	0.69%	6.91%	2.03%	8.95%	8.95%	8.95%
Dec 2021	6.82%	0.66%	7.48%	2.53%	10.01%	10.01%	10.01%
Nov 2021	6.90%	0.84%	7.74%	2.36%	10.09%	10.09%	10.09%
Oct 2021	6.47%	0.75%	7.22%	1.64%	8.86%	8.86%	8.86%
Sep 2021	6.23%	0.62%	6.86%	1.35%	8.20%	8.20%	8.20%
Aug 2021	6.35%	0.74%	7.08%	0.89%	7.97%	7.97%	7.97%
Jul 2021	5.94%	0.77%	6.72%	0.70%	7.42%	7.42%	7.42%
Jun 2021	4.89%	0.55%	5.44%	0.62%	6.06%	6.06%	6.06%
May 2021	4.09%	0.48%	4.57%	0.65%	5.23%	5.23%	5.23%
Apr 2021	3.63%	0.49%	4.12%	0.74%	4.86%	4.86%	4.86%
Mar 2021	3.51%	0.53%	4.04%	1.08%	5.12%	5.12%	5.12%
Feb 2021	3.99%	0.89%	4.89%	1.66%	6.55%	6.55%	6.55%
Jan 2021	4.24%	0.46%	4.70%	5.03%	9.74%	9.74%	9.74%
2021	5.36%	0.66%	6.02%	1.66%	7.68%	7.68%	7.68%

Total Absence Rate

