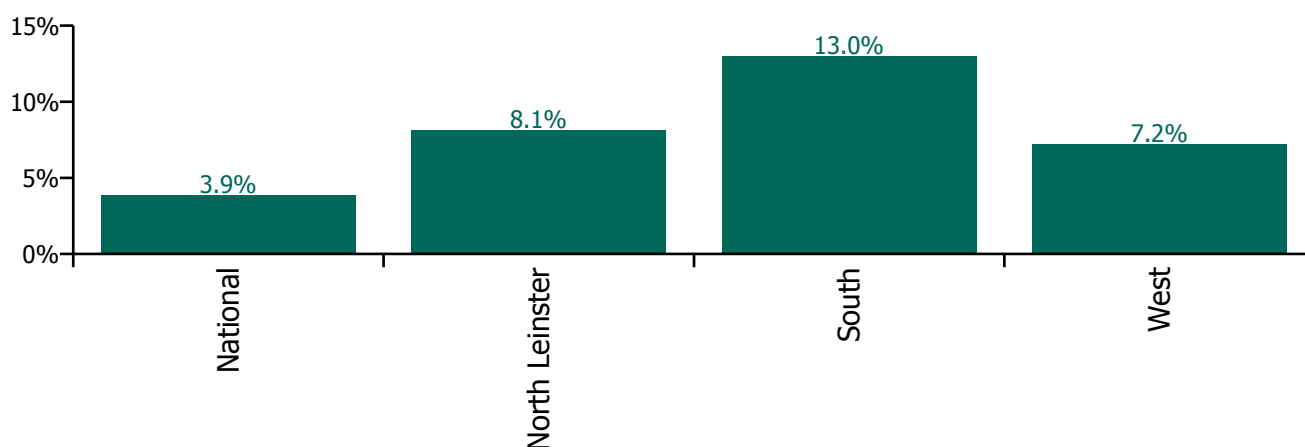


February 2023

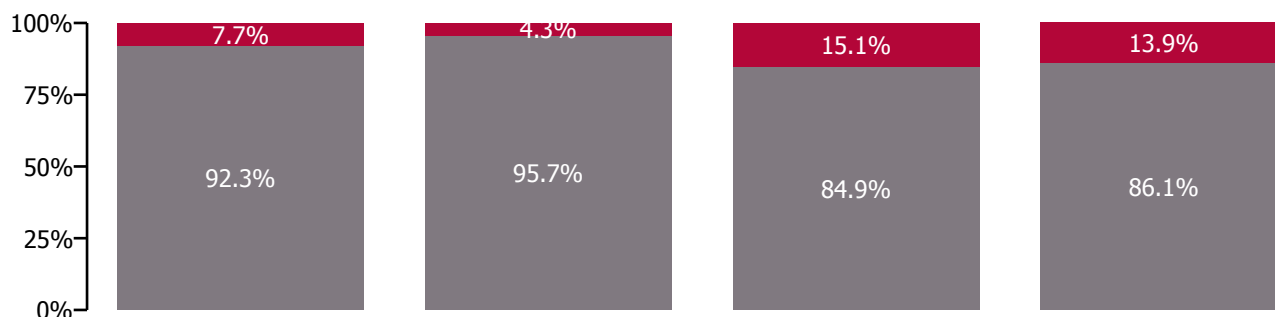
NAS Absence Rate - by Staff Category: Feb 2023	Certified absence	Self-certified absence	Non Covid-19 absence	Covid-19 absence	Total absence rate	% Non Covid-19 absence	% Covid-19 absence
National Ambulance Service	6.1%	0.7%	6.8%	0.4%	7.2%	94.2%	5.8%
Medical & Dental	0.0%	0.0%	0.0%	0.0%	0.0%	#DIV/0	#DIV/0
Nursing & Midwifery	0.0%	0.0%	0.0%	0.0%	0.0%		#DIV/0
Health & Social Care Professionals							
Management & Administrative	2.1%	0.0%	2.1%	0.5%	2.6%	81.8%	18.2%
General Support	0.0%	0.0%	0.0%	0.0%	0.0%		#DIV/0
Patient & Client Care	6.4%	0.7%	7.1%	0.4%	7.5%	94.4%	5.6%

NAS Absence Rate - by Region: Feb 2023	Certified absence	Self-certified absence	Non Covid-19 absence	Covid-19 absence	Total absence rate	% Non Covid-19 absence	% Covid-19 absence
National Ambulance Service	6.1%	0.7%	6.8%	0.4%	7.2%	94.2%	5.8%
National	3.4%	0.2%	3.6%	0.3%	3.9%	92.3%	7.7%
North Leinster	6.9%	0.8%	7.8%	0.3%	8.1%	95.7%	4.3%
South	10.9%	0.1%	11.0%	2.0%	13.0%	84.9%	15.1%
West	5.4%	0.7%	6.2%	1.0%	7.2%	86.1%	13.9%

Total absence rate

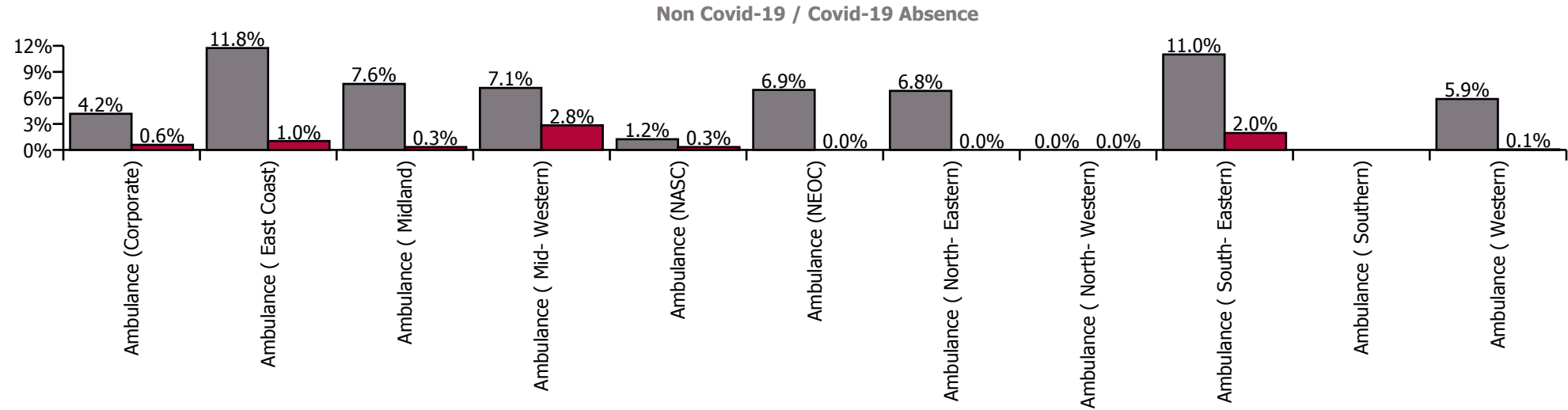


% of Absence Non Covid-19 / Covid-19



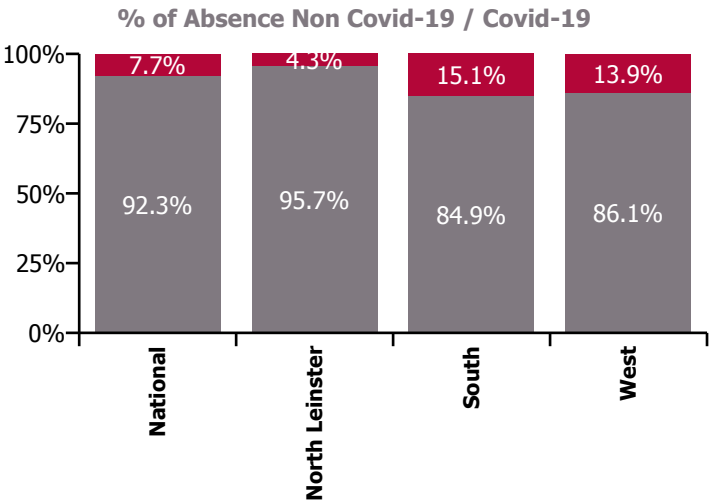
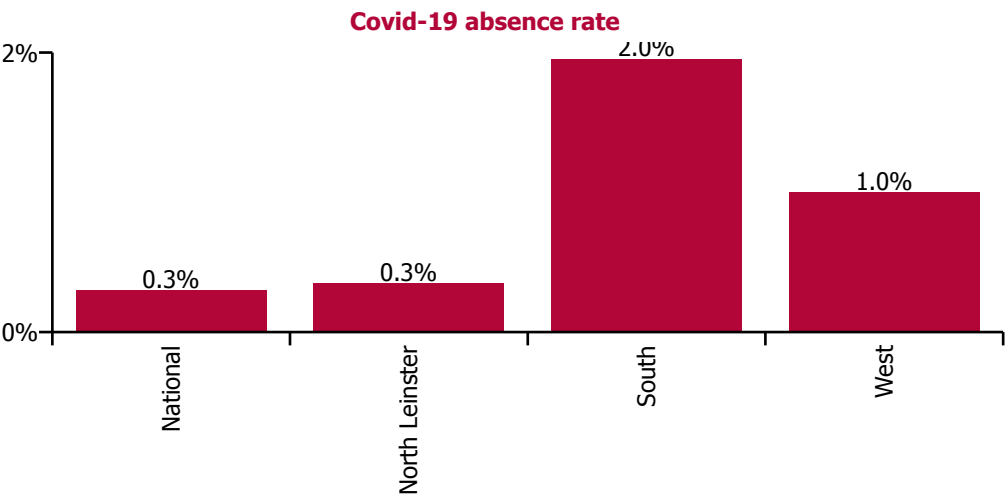
February 2023

NAS Absence Rate by Region: Feb 23	Medical & Dental	Nursing & Midwifery	Health & Social Care Professionals	Management & Administrative	General Support	Patient & Client Care	Certified absence	Self-certified absence	Non Covid-19 absence	Covid-19 absence	Total absence rate
National Ambulance Service	0.0%	0.0%		2.6%	0.0%	7.5%	6.1%	0.7%	6.8%	0.4%	7.2%
National	0.0%	0.0%		1.2%		4.2%	3.4%	0.2%	3.6%	0.3%	3.9%
North Leinster				4.4%	0.0%	8.2%	6.9%	0.8%	7.8%	0.3%	8.1%
South				4.3%	0.0%	13.6%	10.9%	0.1%	11.0%	2.0%	13.0%
West				0.0%		7.8%	5.4%	0.7%	6.2%	1.0%	7.2%



February 2023

NAS - by Staff Category & Region: Feb 2023	Medical & Dental	Nursing & Midwifery	Health & Social Care Professionals	Management & Administrative	General Support	Patient & Client Care	Covid-19 absence	Non Covid-19 absence	Total absence rate
National Ambulance Service	0.0%	0.0%		2.6%	0.0%	0.4%	0.4%	6.8%	7.2%
National	0.0%	0.0%		1.2%		0.2%	0.3%	3.6%	3.9%
North Leinster				4.4%	0.0%	0.4%	0.3%	7.8%	8.1%
South				4.3%	0.0%	2.1%	2.0%	11.0%	13.0%
West				0.0%		1.1%	1.0%	6.2%	7.2%



February 2023

Ambulance (Corporate) absence by Staff Category	Certified absence	Self-certified absence	Non Covid-19 absence	Covid-19 absence	Total absence rate	% Non Covid-19 absence	% Covid-19 absence
Ambulance (Corporate)	4.1%	0.1%	4.2%	0.6%	4.8%	87.6%	12.4%
Medical & Dental	0.0%	0.0%	0.0%	0.0%	0.0%	#DIV/0	
Nursing & Midwifery	0.0%	0.0%	0.0%	0.0%	0.0%		
Health & Social Care Professionals							
Management & Administrative	0.0%	0.0%	0.0%	0.8%	0.8%	0.0%	100.0%
General Support							
Patient & Client Care	6.2%	0.1%	6.3%	0.5%	6.9%	92.6%	7.4%

February 2023

Ambulance (East Coast) absence by Staff Category	Certified absence	Self-certified absence	Non Covid-19 absence	Covid-19 absence	Total absence rate	% Non Covid-19 absence	% Covid-19 absence
Ambulance (East Coast)	10.9%	0.9%	11.8%	1.0%	12.8%	92.0%	8.0%
Medical & Dental							
Nursing & Midwifery							
Health & Social Care Professionals							
Management & Administrative	72.4%	0.0%	72.4%	0.0%	72.4%	100.0%	0.0%
General Support	0.0%	0.0%	0.0%	0.0%	0.0%		
Patient & Client Care	10.1%	0.9%	11.0%	1.1%	12.0%	91.1%	8.9%

February 2023

Ambulance (Midland) absence by Staff Category	Certified absence	Self-certified absence	Non Covid-19 absence	Covid-19 absence	Total absence rate	% Non Covid-19 absence	% Covid-19 absence
Ambulance (Midland)	6.7%	0.9%	7.6%	0.3%	7.9%	95.8%	4.2%
Medical & Dental							
Nursing & Midwifery							
Health & Social Care Professionals							
Management & Administrative	2.6%	0.1%	2.7%	0.0%	2.7%	100.0%	0.0%
General Support							
Patient & Client Care	6.9%	0.9%	7.8%	0.3%	8.1%	95.8%	4.2%

February 2023

Ambulance (Mid- Western) absence by Staff Category	Certified absence	Self-certified absence	Non Covid-19 absence	Covid-19 absence	Total absence rate	% Non Covid-19 absence	% Covid-19 absence
Ambulance (Mid- Western)	5.7%	1.4%	7.1%	2.8%	10.0%	71.5%	28.5%
Medical & Dental							
Nursing & Midwifery							
Health & Social Care Professionals							
Management & Administrative	0.0%	0.0%	0.0%	0.0%	0.0%		
General Support							
Patient & Client Care	6.0%	1.5%	7.5%	3.0%	10.4%	71.5%	28.5%

February 2023

Ambulance (NASC) absence by Staff Category	Certified absence	Self-certified absence	Non Covid-19 absence	Covid-19 absence	Total absence rate	% Non Covid-19 absence	% Covid-19 absence
Ambulance (NASC)	1.1%	0.1%	1.2%	0.3%	1.6%	78.5%	21.5%
Medical & Dental							
Nursing & Midwifery							
Health & Social Care Professionals							
Management & Administrative	0.6%	0.0%	0.6%	2.5%	3.1%	20.5%	79.5%
General Support							
Patient & Client Care	1.2%	0.1%	1.3%	0.2%	1.5%	84.5%	15.5%

February 2023

Ambulance (NEOC) absence by Staff Category	Certified absence	Self-certified absence	Non Covid-19 absence	Covid-19 absence	Total absence rate	% Non Covid-19 absence	% Covid-19 absence
Ambulance (NEOC)	6.5%	0.5%	6.9%	0.0%	6.9%	100.0%	0.0%
Medical & Dental							
Nursing & Midwifery	0.0%	0.0%	0.0%	0.0%	0.0%		
Health & Social Care Professionals							
Management & Administrative	0.0%	0.0%	0.0%	0.0%	0.0%		
General Support							
Patient & Client Care	6.7%	0.5%	7.2%	0.0%	7.2%	100.0%	0.0%

February 2023

Ambulance (North- Eastern) absence by Staff Category	Certified absence	Self-certified absence	Non Covid-19 absence	Covid-19 absence	Total absence rate	% Non Covid-19 absence	% Covid-19 absence
Ambulance (North- Eastern)	6.5%	0.3%	6.8%	0.0%	6.8%	100.0%	0.0%
Medical & Dental							
Nursing & Midwifery							
Health & Social Care Professionals							
Management & Administrative	7.5%	0.0%	7.5%	0.0%	7.5%	100.0%	0.0%
General Support							
Patient & Client Care	6.5%	0.3%	6.8%	0.0%	6.8%	100.0%	0.0%

February 2023

Ambulance (North- Western) absence by Staff Category	Certified absence	Self-certified absence	Non Covid-19 absence	Covid-19 absence	Total absence rate	% Non Covid-19 absence	% Covid-19 absence
Ambulance (North- Western)	0.0%	0.0%	0.0%	0.0%	0.0%	#DIV/0	#DIV/0
Medical & Dental							
Nursing & Midwifery							
Health & Social Care Professionals							
Management & Administrative	0.0%	0.0%	0.0%	0.0%	0.0%		
General Support							
Patient & Client Care							

February 2023

Ambulance (South- Eastern) absence by Staff Category	Certified absence	Self-certified absence	Non Covid-19 absence	Covid-19 absence	Total absence rate	% Non Covid-19 absence	% Covid-19 absence
Ambulance (South- Eastern)	10.9%	0.1%	11.0%	2.0%	13.0%	84.9%	15.1%
Medical & Dental							
Nursing & Midwifery							
Health & Social Care Professionals							
Management & Administrative	4.3%	0.0%	4.3%	0.0%	4.3%	100.0%	0.0%
General Support	0.0%	0.0%	0.0%	0.0%	0.0%		
Patient & Client Care	11.4%	0.1%	11.5%	2.1%	13.6%	84.7%	15.3%

February 2023

Ambulance (Southern) absence by Staff Category	Certified absence	Self-certified absence	Non Covid-19 absence	Covid-19 absence	Total absence rate	% Non Covid-19 absence	% Covid-19 absence
Ambulance (Southern)						#DIV/0	
Medical & Dental							
Nursing & Midwifery							
Health & Social Care Professionals							
Management & Administrative							
General Support							
Patient & Client Care							

February 2023

Ambulance (Western) absence by Staff Category	Certified absence	Self-certified absence	Non Covid-19 absence	Covid-19 absence	Total absence rate	% Non Covid-19 absence	% Covid-19 absence
Ambulance (Western)	5.5%	0.4%	5.9%	0.1%	5.9%	98.9%	1.1%
Medical & Dental							
Nursing & Midwifery							
Health & Social Care Professionals							
Management & Administrative	0.0%	0.0%	0.0%	0.0%	0.0%		
General Support							
Patient & Client Care	5.9%	0.4%	6.3%	0.1%	6.4%	98.9%	1.1%

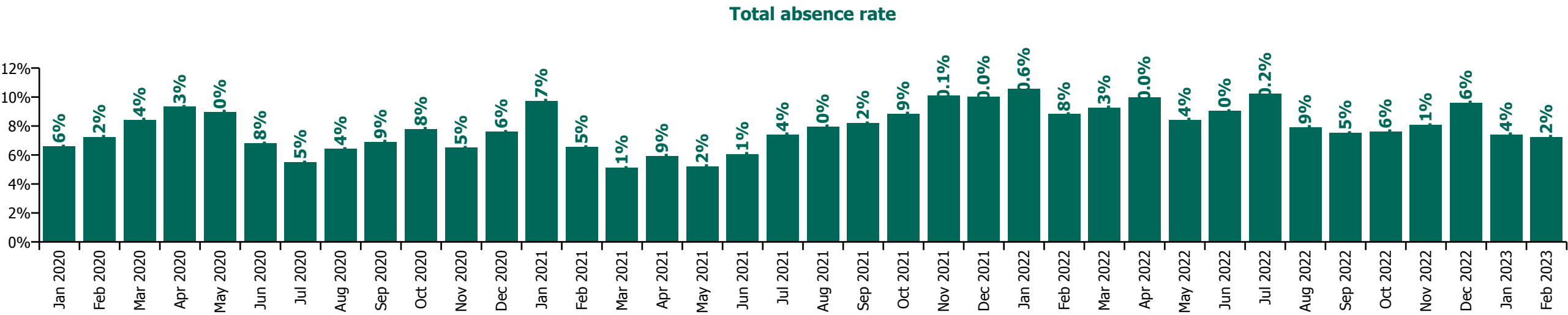
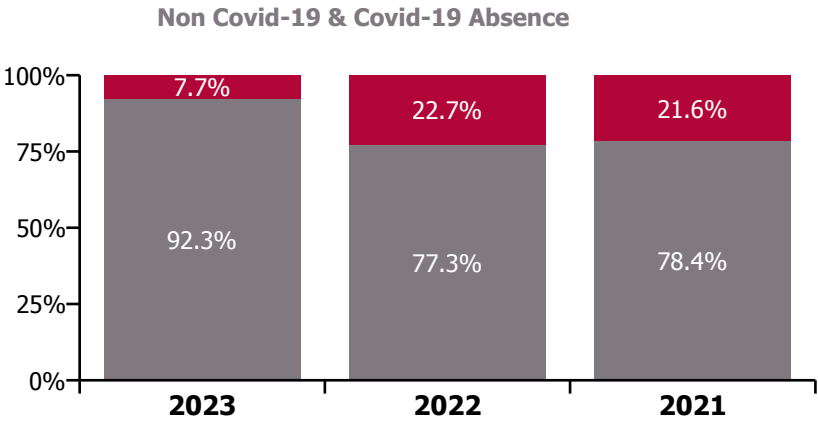
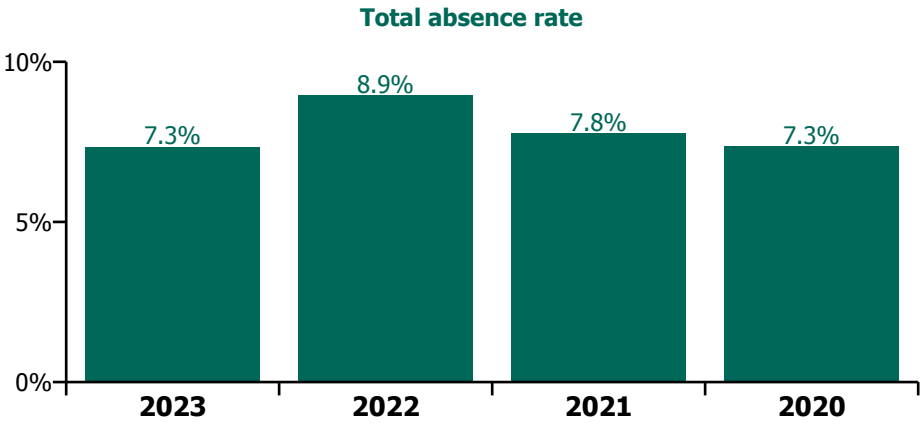
National Ambulance Service

Year/ month	Medical & Dental	Nursing & Midwifery	Health & Social Care Professionals	Management & Administrative	General Support	Patient & Client Care	Certified absence	Self-certified absence	Non Covid-19 absence	Covid-19 absence	Total absence rate
2023				2.2%		7.7%	6.1%	0.7%	6.8%	0.6%	7.3%
Feb 2023				2.6%		7.5%	6.1%	0.7%	6.8%	0.4%	7.2%
Jan 2023				1.8%		7.8%	6.1%	0.6%	6.7%	0.7%	7.4%
2022		1.9%		3.7%	0.8%	9.5%	6.2%	0.7%	6.9%	2.0%	8.9%
Dec 2022		9.7%		2.6%		10.0%	7.5%	0.9%	8.4%	1.2%	9.6%
Nov 2022				5.6%	31.8%	8.2%	6.5%	0.8%	7.3%	0.8%	8.1%
Oct 2022				4.1%	3.2%	7.9%	5.9%	0.7%	6.7%	1.0%	7.6%
Sep 2022				4.1%		7.8%	5.9%	0.8%	6.7%	0.8%	7.5%
Aug 2022				3.9%	5.9%	8.1%	6.5%	0.7%	7.2%	0.8%	7.9%
Jul 2022		16.5%		4.1%	0.5%	10.6%	7.1%	0.9%	7.9%	2.3%	10.2%
Jun 2022				4.4%	0.8%	9.4%	6.6%	0.8%	7.3%	1.7%	9.0%
May 2022				3.3%	2.8%	8.7%	6.8%	0.6%	7.4%	1.0%	8.4%
Apr 2022				3.3%	3.7%	10.3%	6.8%	0.8%	7.6%	2.4%	10.0%
Mar 2022				3.1%	0.2%	13.0%	4.8%	0.5%	5.3%	3.9%	9.3%
Feb 2022				3.2%	7.3%	9.1%	5.8%	0.6%	6.4%	2.4%	8.8%
Jan 2022				2.9%	6.7%	11.0%	5.5%	0.4%	5.9%	4.7%	10.6%
2021		14.2%	1.1%	3.0%	5.0%	8.1%	5.4%	0.7%	6.1%	1.7%	7.8%
Dec 2021		44.0%		3.1%	7.7%	10.3%	6.8%	0.7%	7.5%	2.5%	10.0%
Nov 2021		24.5%		6.1%	8.1%	10.3%	6.9%	0.8%	7.7%	2.4%	10.1%
Oct 2021				5.2%	11.2%	9.0%	6.5%	0.8%	7.2%	1.6%	8.9%
Sep 2021				3.1%	3.2%	8.5%	6.2%	0.6%	6.9%	1.3%	8.2%
Aug 2021				2.2%		8.3%	6.3%	0.7%	7.1%	0.9%	8.0%
Jul 2021				3.1%	0.4%	7.7%	5.9%	0.8%	6.7%	0.7%	7.4%
Jun 2021				2.6%	10.9%	6.2%	4.9%	0.6%	5.4%	0.6%	6.1%
May 2021				3.6%	2.8%	5.3%	4.1%	0.5%	4.6%	0.7%	5.2%
Apr 2021		12.9%	1.1%	1.7%	4.9%	6.1%	4.4%	0.6%	5.0%	1.0%	5.9%
Mar 2021				2.4%	2.9%	5.5%	3.5%	0.5%	4.0%	1.1%	5.1%
Feb 2021				1.5%	5.9%	6.9%	4.0%	0.9%	4.9%	1.7%	6.5%
Jan 2021				3.0%	6.0%	10.6%	4.2%	0.5%	4.7%	5.0%	9.7%
2020				2.3%	3.8%	7.9%	5.3%	0.6%	5.9%	1.4%	7.3%
Dec 2020				1.3%	6.1%	8.2%	5.2%	0.7%	5.9%	1.7%	7.6%

Nov 2020				2.0%	2.9%	7.2%	4.2%	0.5%	4.6%	1.9%	6.5%
Oct 2020				0.8%	3.1%	8.8%	4.8%	0.6%	5.4%	2.4%	7.8%
Sep 2020				1.1%	3.3%	7.7%	5.1%	0.6%	5.7%	1.3%	6.9%
Aug 2020				1.4%	3.8%	7.1%	5.2%	0.7%	5.9%	0.5%	6.4%
Jul 2020				0.3%	4.7%	6.0%	4.6%	0.6%	5.2%	0.3%	5.5%
Jun 2020				0.7%	4.5%	7.5%	5.8%	0.5%	6.3%	0.6%	6.8%
May 2020				2.3%	1.3%	9.5%	6.6%	0.5%	7.1%	1.9%	9.0%
Apr 2020				4.0%		9.7%	5.0%	0.5%	5.5%	3.8%	9.3%
Mar 2020				6.5%	1.1%	8.7%	5.2%	0.7%	5.8%	2.6%	8.4%
Feb 2020				4.2%	1.9%	7.5%	6.5%	0.7%	7.2%		7.2%
Jan 2020				3.4%	1.4%	6.8%	5.9%	0.7%	6.6%		6.6%

National Ambulance Service

Year/ month	National	North Leinster	South	West	Acute Services absence rate	Certified absence	Self- certified absence	Non Covid-19 absence	Covid-19 absence	Total absence rate
2023	3.8%	8.2%	14.1%	7.4%	7.3%	6.1%	0.7%	6.8%	0.6%	7.3%
Feb 2023	3.9%	8.1%	13.0%	7.2%	7.2%	6.1%	0.7%	6.8%	0.4%	7.24%
Jan 2023	3.8%	8.2%	15.1%	7.7%	7.4%	6.1%	0.6%	6.7%	0.7%	7.42%
2022	4.6%	9.9%	7.9%	13.1%	8.9%	6.2%	0.7%	6.9%	2.0%	8.9%
Dec 2022	4.0%	11.1%	10.7%	8.8%	9.6%	7.5%	0.9%	8.4%	1.2%	9.61%
Nov 2022	3.3%	9.2%		10.3%	8.1%	6.5%	0.8%	7.3%	0.8%	8.07%
Oct 2022	4.4%	8.6%	7.4%	9.1%	7.6%	5.9%	0.7%	6.7%	1.0%	7.63%
Sep 2022	2.8%	8.3%	7.7%	9.5%	7.5%	5.9%	0.8%	6.7%	0.8%	7.53%
Aug 2022	2.4%	8.7%	7.2%	11.7%	7.9%	6.5%	0.7%	7.2%	0.8%	7.92%
Jul 2022	5.7%	11.1%	9.3%	14.3%	10.2%	7.1%	0.9%	7.9%	2.3%	10.23%
Jun 2022	5.1%	9.4%	8.3%	14.6%	9.0%	6.6%	0.8%	7.3%	1.7%	9.05%
May 2022	4.7%	8.8%	7.9%	13.2%	8.4%	6.8%	0.6%	7.4%	1.0%	8.43%
Apr 2022	4.8%	10.4%	9.5%	16.2%	10.0%	6.8%	0.8%	7.6%	2.4%	9.98%
Mar 2022	6.7%	13.1%	5.3%	15.3%	9.3%	4.8%	0.5%	5.3%	3.9%	9.27%
Feb 2022	4.5%	8.7%	9.7%	13.3%	8.8%	5.8%	0.6%	6.4%	2.4%	8.82%
Jan 2022	6.4%	11.0%	11.0%	16.2%	10.6%	5.5%	0.4%	5.9%	4.7%	10.59%
2021	4.2%	7.8%	8.4%	10.4%	7.8%	5.4%	0.7%	6.1%	1.7%	7.8%
Dec 2021	5.2%	10.8%	9.2%	13.7%	10.0%	6.8%	0.7%	7.5%	2.5%	10.01%
Nov 2021	6.1%	10.3%	10.1%	15.5%	10.1%	6.9%	0.8%	7.7%	2.4%	10.09%
Oct 2021	3.8%	8.6%	10.4%	15.1%	8.9%	6.5%	0.8%	7.2%	1.6%	8.86%
Sep 2021	3.5%	8.2%	9.4%	12.9%	8.2%	6.2%	0.6%	6.9%	1.3%	8.20%
Aug 2021	3.9%	8.0%	7.5%	14.1%	8.0%	6.3%	0.7%	7.1%	0.9%	7.97%
Jul 2021	3.5%	7.7%	6.9%	12.4%	7.4%	5.9%	0.8%	6.7%	0.7%	7.42%
Jun 2021	2.8%	5.9%	8.3%	10.4%	6.1%	4.9%	0.6%	5.4%	0.6%	6.06%
May 2021	2.7%	5.2%	7.2%	7.9%	5.2%	4.1%	0.5%	4.6%	0.7%	5.23%
Apr 2021	4.0%	5.3%	7.4%	8.4%	5.9%	4.4%	0.6%	5.0%	1.0%	5.94%
Mar 2021	3.0%	5.4%	3.7%	7.5%	5.1%	3.5%	0.5%	4.0%	1.1%	5.12%
Feb 2021	4.6%	7.1%	5.4%	8.2%	6.5%	4.0%	0.9%	4.9%	1.7%	6.55%
Jan 2021	6.4%	9.2%	14.2%	9.1%	9.7%	4.2%	0.5%	4.7%	5.0%	9.74%
2020	4.3%	7.3%	7.9%	8.5%	7.3%	5.3%	0.6%	5.9%	1.4%	7.3%
Dec 2020	3.0%	8.3%	9.4%	7.8%	7.6%	5.2%	0.7%	5.9%	1.7%	7.61%
Nov 2020	3.2%	8.2%	6.7%	6.3%	6.5%	4.2%	0.5%	4.6%	1.9%	6.50%
Oct 2020	5.4%	7.2%	9.5%	8.4%	7.8%	4.8%	0.6%	5.4%	2.4%	7.79%
Sep 2020	4.6%	5.2%	8.8%	8.6%	6.9%	5.1%	0.6%	5.7%	1.3%	6.91%
Aug 2020	3.7%	5.9%	6.1%	8.6%	6.4%	5.2%	0.7%	5.9%	0.5%	6.43%
Jul 2020	3.4%	6.1%	5.4%	6.1%	5.5%	4.6%	0.6%	5.2%	0.3%	5.51%
Jun 2020	4.2%	5.6%	7.6%	8.6%	6.8%	5.8%	0.5%	6.3%	0.6%	6.82%
May 2020	5.4%	9.9%	8.6%	9.9%	9.0%	6.6%	0.5%	7.1%	1.9%	8.98%
Apr 2020	6.4%	8.8%	10.1%	10.5%	9.3%	5.0%	0.5%	5.5%	3.8%	9.33%
Mar 2020	5.2%	8.7%	7.4%	10.6%	8.4%	5.2%	0.7%	5.8%	2.6%	8.44%
Feb 2020	2.9%	8.0%	7.7%	8.4%	7.2%	6.5%	0.7%	7.2%		7.24%
Jan 2020	4.4%	6.2%	7.5%	7.6%	6.6%	5.9%	0.7%	6.6%		6.61%



January 2021

NAS Absence Rate - by Staff Category: Jan 2021	Certified absence	Self-certified absence	Non Covid-19 absence	Covid-19 absence	Total absence rate	% Non Covid-19 absence	% Covid-19 absence
National Ambulance Service	4.2%	0.5%	4.7%	5.0%	9.7%	48.3%	51.7%
Medical & Dental							
Nursing & Midwifery							
Health & Social Care Professionals							
Management & Administrative	1.2%	0.1%	1.3%	1.7%	3.0%	43.2%	56.8%
General Support	5.1%	0.6%	5.8%	0.2%	6.0%	96.1%	3.9%
Patient & Client Care	4.3%	0.5%	4.8%	5.8%	10.6%	45.4%	54.6%

February 2021

NAS Absence Rate - by Staff Category: Feb 2021	Certified absence	Self-certified absence	Non Covid-19 absence	Covid-19 absence	Total absence rate	% Non Covid-19 absence	% Covid-19 absence
National Ambulance Service	4.0%	0.9%	4.9%	1.7%	6.5%	74.6%	25.4%
Medical & Dental							
Nursing & Midwifery							
Health & Social Care Professionals							
Management & Administrative	1.2%	0.2%	1.5%	0.0%	1.5%	100.0%	0.0%
General Support	4.9%	1.0%	5.9%	0.0%	5.9%	99.3%	0.7%
Patient & Client Care	4.1%	0.9%	5.0%	1.9%	6.9%	72.3%	27.7%

March 2021

NAS Absence Rate - by Staff Category: Mar 2021	Certified absence	Self-certified absence	Non Covid-19 absence	Covid-19 absence	Total absence rate	% Non Covid-19 absence	% Covid-19 absence
National Ambulance Service	3.5%	0.5%	4.0%	1.1%	5.1%	79.0%	21.0%
Medical & Dental							
Nursing & Midwifery							
Health & Social Care Professionals							
Management & Administrative	2.4%	0.0%	2.4%	0.0%	2.4%	100.0%	0.0%
General Support	2.6%	0.3%	2.9%	0.0%	2.9%	100.0%	0.0%
Patient & Client Care	3.7%	0.6%	4.3%	1.2%	5.5%	77.3%	22.7%

April 2021

NAS Absence Rate - by Staff Category: Apr 2021	Certified absence	Self-certified absence	Non Covid-19 absence	Covid-19 absence	Total absence rate	% Non Covid-19 absence	% Covid-19 absence
National Ambulance Service	4.4%	0.6%	5.0%	1.0%	5.9%	84.0%	16.0%
Medical & Dental	0.0%	0.0%	0.0%	0.0%	0.0%	#DIV/0	#DIV/0
Nursing & Midwifery	12.9%	0.0%	12.9%	0.0%	12.9%	100.0%	0.0%
Health & Social Care Professionals	1.1%	0.0%	1.1%	0.0%	1.1%	100.0%	0.0%
Management & Administrative	1.7%	0.0%	1.7%	0.0%	1.7%	100.0%	0.0%
General Support	4.5%	0.4%	4.9%	0.0%	4.9%	100.0%	0.0%
Patient & Client Care	4.4%	0.7%	5.1%	1.0%	6.1%	83.2%	16.8%

May 2021

NAS Absence Rate - by Staff Category: May 2021	Certified absence	Self-certified absence	Non Covid-19 absence	Covid-19 absence	Total absence rate	% Non Covid-19 absence	% Covid-19 absence
National Ambulance Service	4.1%	0.5%	4.6%	0.7%	5.2%	87.5%	12.5%
Medical & Dental	0.0%	0.0%	0.0%	0.0%	0.0%	#DIV/0	#DIV/0
Nursing & Midwifery	0.0%	0.0%	0.0%	0.0%	0.0%		#DIV/0
Health & Social Care Professionals							
Management & Administrative	3.4%	0.1%	3.6%	0.0%	3.6%	100.0%	0.0%
General Support	0.0%	2.8%	2.8%	0.0%	2.8%	100.0%	0.0%
Patient & Client Care	4.1%	0.5%	4.6%	0.7%	5.3%	87.1%	12.9%

June 2021

NAS Absence Rate - by Staff Category: Jun 2021	Certified absence	Self-certified absence	Non Covid-19 absence	Covid-19 absence	Total absence rate	% Non Covid-19 absence	% Covid-19 absence
National Ambulance Service	4.9%	0.6%	5.4%	0.6%	6.1%	89.8%	10.2%
Medical & Dental	0.0%	0.0%	0.0%	0.0%	0.0%	#DIV/0	#DIV/0
Nursing & Midwifery	0.0%	0.0%	0.0%	0.0%	0.0%		#DIV/0
Health & Social Care Professionals							
Management & Administrative	2.6%	0.0%	2.6%	0.0%	2.6%	100.0%	0.0%
General Support	9.4%	1.4%	10.9%	0.0%	10.9%	100.0%	0.0%
Patient & Client Care	5.0%	0.6%	5.6%	0.7%	6.2%	89.6%	10.4%

July 2021

NAS Absence Rate - by Staff Category: Jul 2021	Certified absence	Self-certified absence	Non Covid-19 absence	Covid-19 absence	Total absence rate	% Non Covid-19 absence	% Covid-19 absence
National Ambulance Service	5.9%	0.8%	6.7%	0.7%	7.4%	90.6%	9.4%
Medical & Dental	0.0%	0.0%	0.0%	0.0%	0.0%	#DIV/0	#DIV/0
Nursing & Midwifery	0.0%	0.0%	0.0%	0.0%	0.0%		#DIV/0
Health & Social Care Professionals							
Management & Administrative	2.4%	0.6%	3.0%	0.1%	3.1%	97.0%	3.0%
General Support	0.0%	0.4%	0.4%	0.0%	0.4%	100.0%	0.0%
Patient & Client Care	6.1%	0.8%	6.9%	0.7%	7.7%	90.5%	9.5%

August 2021

NAS Absence Rate - by Staff Category: Aug 2021	Certified absence	Self-certified absence	Non Covid-19 absence	Covid-19 absence	Total absence rate	% Non Covid-19 absence	% Covid-19 absence
National Ambulance Service	6.3%	0.7%	7.1%	0.9%	8.0%	88.8%	11.2%
Medical & Dental	0.0%	0.0%	0.0%	0.0%	0.0%	#DIV/0	#DIV/0
Nursing & Midwifery	0.0%	0.0%	0.0%	0.0%	0.0%		#DIV/0
Health & Social Care Professionals							
Management & Administrative	2.1%	0.1%	2.2%	0.0%	2.2%	100.0%	0.0%
General Support	0.0%	0.0%	0.0%	0.0%	0.0%		
Patient & Client Care	6.6%	0.8%	7.4%	0.9%	8.3%	88.7%	11.3%

September 2021

NAS Absence Rate - by Staff Category: Sep 2021	Certified absence	Self-certified absence	Non Covid-19 absence	Covid-19 absence	Total absence rate	% Non Covid-19 absence	% Covid-19 absence
National Ambulance Service	6.2%	0.6%	6.9%	1.3%	8.2%	83.6%	16.4%
Medical & Dental	0.0%	0.0%	0.0%	0.0%	0.0%	#DIV/0	#DIV/0
Nursing & Midwifery	0.0%	0.0%	0.0%	0.0%	0.0%		#DIV/0
Health & Social Care Professionals							
Management & Administrative	2.9%	0.3%	3.1%	0.0%	3.1%	100.0%	0.0%
General Support	3.2%	0.0%	3.2%	0.0%	3.2%	100.0%	0.0%
Patient & Client Care	6.4%	0.6%	7.1%	1.4%	8.5%	83.3%	16.7%

October 2021

NAS Absence Rate - by Staff Category: Oct 2021	Certified absence	Self-certified absence	Non Covid-19 absence	Covid-19 absence	Total absence rate	% Non Covid-19 absence	% Covid-19 absence
National Ambulance Service	6.5%	0.8%	7.2%	1.6%	8.9%	81.5%	18.5%
Medical & Dental	0.0%	0.0%	0.0%	0.0%	0.0%	#DIV/0	#DIV/0
Nursing & Midwifery	0.0%	0.0%	0.0%	0.0%	0.0%		#DIV/0
Health & Social Care Professionals							
Management & Administrative	4.9%	0.3%	5.2%	0.0%	5.2%	100.0%	0.0%
General Support	11.2%	0.0%	11.2%	0.0%	11.2%	100.0%	0.0%
Patient & Client Care	6.5%	0.8%	7.3%	1.7%	9.0%	80.9%	19.1%

November 2021

NAS Absence Rate - by Staff Category: Nov 2021	Certified absence	Self-certified absence	Non Covid-19 absence	Covid-19 absence	Total absence rate	% Non Covid-19 absence	% Covid-19 absence
National Ambulance Service	6.9%	0.8%	7.7%	2.4%	10.1%	76.7%	23.3%
Medical & Dental	0.0%	0.0%	0.0%	0.0%	0.0%	#DIV/0	#DIV/0
Nursing & Midwifery	24.5%	0.0%	24.5%	0.0%	24.5%	100.0%	0.0%
Health & Social Care Professionals							
Management & Administrative	3.8%	0.4%	4.2%	1.9%	6.1%	68.9%	31.1%
General Support	8.1%	0.0%	8.1%	0.0%	8.1%	100.0%	0.0%
Patient & Client Care	7.0%	0.9%	7.9%	2.4%	10.3%	76.7%	23.3%

December 2021

NAS Absence Rate - by Staff Category: Dec 2021	Certified absence	Self-certified absence	Non Covid-19 absence	Covid-19 absence	Total absence rate	% Non Covid-19 absence	% Covid-19 absence
National Ambulance Service	6.8%	0.7%	7.5%	2.5%	10.0%	74.8%	25.2%
Medical & Dental	0.0%	0.0%	0.0%	0.0%	0.0%	#DIV/0	#DIV/0
Nursing & Midwifery	44.0%	0.0%	44.0%	0.0%	44.0%	100.0%	0.0%
Health & Social Care Professionals							
Management & Administrative	2.4%	0.1%	2.5%	0.6%	3.1%	82.1%	17.9%
General Support	7.7%	0.0%	7.7%	0.0%	7.7%	100.0%	0.0%
Patient & Client Care	7.0%	0.7%	7.7%	2.6%	10.3%	74.4%	25.6%

January 2022

NAS Absence Rate - by Staff Category: Jan 2022	Certified absence	Self-certified absence	Non Covid-19 absence	Covid-19 absence	Total absence rate	% Non Covid-19 absence	% Covid-19 absence
National Ambulance Service	5.5%	0.4%	5.9%	4.7%	10.6%	55.4%	44.6%
Medical & Dental	0.0%	0.0%	0.0%	0.0%	0.0%	#DIV/0	#DIV/0
Nursing & Midwifery	0.0%	0.0%	0.0%	0.0%	0.0%		#DIV/0
Health & Social Care Professionals							
Management & Administrative	1.2%	0.1%	1.3%	1.6%	2.9%	44.3%	55.7%
General Support	5.1%	0.0%	5.1%	1.7%	6.7%	75.4%	24.6%
Patient & Client Care	5.7%	0.4%	6.1%	4.9%	11.0%	55.4%	44.6%

February 2022

NAS Absence Rate - by Staff Category: Feb 2022	Certified absence	Self-certified absence	Non Covid-19 absence	Covid-19 absence	Total absence rate	% Non Covid-19 absence	% Covid-19 absence
National Ambulance Service	5.8%	0.6%	6.4%	2.4%	8.8%	72.5%	27.5%
Medical & Dental	0.0%	0.0%	0.0%	0.0%	0.0%	#DIV/0	#DIV/0
Nursing & Midwifery	0.0%	0.0%	0.0%	0.0%	0.0%		#DIV/0
Health & Social Care Professionals							
Management & Administrative	2.7%	0.3%	3.0%	0.1%	3.2%	95.3%	4.7%
General Support	5.2%	0.0%	5.2%	2.1%	7.3%	71.1%	28.9%
Patient & Client Care	6.0%	0.6%	6.6%	2.5%	9.1%	72.1%	27.9%

March 2022

NAS Absence Rate - by Staff Category: Mar 2022	Certified absence	Self-certified absence	Non Covid-19 absence	Covid-19 absence	Total absence rate	% Non Covid-19 absence	% Covid-19 absence
National Ambulance Service	4.8%	0.5%	5.3%	3.9%	9.3%	57.5%	42.5%
Medical & Dental	0.0%	0.0%	0.0%	0.0%	0.0%	#DIV/0	#DIV/0
Nursing & Midwifery	0.0%	0.0%	0.0%	0.0%	0.0%		#DIV/0
Health & Social Care Professionals							
Management & Administrative	1.7%	0.1%	1.8%	1.3%	3.1%	59.6%	40.4%
General Support	0.2%	0.0%	0.2%	0.1%	0.2%	72.9%	27.1%
Patient & Client Care	6.8%	0.7%	7.5%	5.5%	13.0%	57.4%	42.6%

April 2022

NAS Absence Rate - by Staff Category: Apr 2022	Certified absence	Self-certified absence	Non Covid-19 absence	Covid-19 absence	Total absence rate	% Non Covid-19 absence	% Covid-19 absence
National Ambulance Service	6.8%	0.8%	7.6%	2.4%	10.0%	75.9%	24.1%
Medical & Dental	0.0%	0.0%	0.0%	0.0%	0.0%	#DIV/0	#DIV/0
Nursing & Midwifery	0.0%	0.0%	0.0%	0.0%	0.0%		#DIV/0
Health & Social Care Professionals							
Management & Administrative	2.5%	0.1%	2.6%	0.7%	3.3%	77.7%	22.3%
General Support	2.5%	0.0%	2.5%	1.2%	3.7%	66.7%	33.3%
Patient & Client Care	7.0%	0.9%	7.8%	2.5%	10.3%	75.9%	24.1%

May 2022

NAS Absence Rate - by Staff Category: May 2022	Certified absence	Self-certified absence	Non Covid-19 absence	Covid-19 absence	Total absence rate	% Non Covid-19 absence	% Covid-19 absence
National Ambulance Service	6.8%	0.6%	7.4%	1.0%	8.4%	88.1%	11.9%
Medical & Dental	0.0%	0.0%	0.0%	0.0%	0.0%	#DIV/0	#DIV/0
Nursing & Midwifery	0.0%	0.0%	0.0%	0.0%	0.0%		#DIV/0
Health & Social Care Professionals							
Management & Administrative	3.3%	0.1%	3.3%	0.0%	3.3%	100.0%	0.0%
General Support	1.4%	0.0%	1.4%	1.4%	2.8%	50.0%	50.0%
Patient & Client Care	7.0%	0.6%	7.7%	1.1%	8.7%	88.0%	12.0%

June 2022

NAS Absence Rate - by Staff Category: Jun 2022	Certified absence	Self-certified absence	Non Covid-19 absence	Covid-19 absence	Total absence rate	% Non Covid-19 absence	% Covid-19 absence
National Ambulance Service	6.6%	0.8%	7.3%	1.7%	9.0%	81.2%	18.8%
Medical & Dental	0.0%	0.0%	0.0%	0.0%	0.0%	#DIV/0	#DIV/0
Nursing & Midwifery	0.0%	0.0%	0.0%	0.0%	0.0%		#DIV/0
Health & Social Care Professionals							
Management & Administrative	4.0%	0.2%	4.1%	0.3%	4.4%	93.6%	6.4%
General Support	0.2%	0.5%	0.8%	0.0%	0.8%	100.0%	0.0%
Patient & Client Care	6.8%	0.8%	7.6%	1.8%	9.4%	80.9%	19.1%

July 2022

NAS Absence Rate - by Staff Category: Jul 2022	Certified absence	Self-certified absence	Non Covid-19 absence	Covid-19 absence	Total absence rate	% Non Covid-19 absence	% Covid-19 absence
National Ambulance Service	7.1%	0.9%	7.9%	2.3%	10.2%	77.7%	22.3%
Medical & Dental	0.0%	0.0%	0.0%	0.0%	0.0%	#DIV/0	#DIV/0
Nursing & Midwifery	7.1%	0.0%	7.1%	9.4%	16.5%	42.9%	57.1%
Health & Social Care Professionals							
Management & Administrative	3.1%	0.0%	3.1%	1.0%	4.1%	76.5%	23.5%
General Support	0.2%	0.3%	0.5%	0.0%	0.5%	100.0%	0.0%
Patient & Client Care	7.3%	0.9%	8.2%	2.4%	10.6%	77.7%	22.3%

August 2022

NAS Absence Rate - by Staff Category: Aug 2022	Certified absence	Self-certified absence	Non Covid-19 absence	Covid-19 absence	Total absence rate	% Non Covid-19 absence	% Covid-19 absence
National Ambulance Service	6.5%	0.7%	7.2%	0.8%	7.9%	90.4%	9.6%
Medical & Dental	0.0%	0.0%	0.0%	0.0%	0.0%	#DIV/0	#DIV/0
Nursing & Midwifery	0.0%	0.0%	0.0%	0.0%	0.0%		#DIV/0
Health & Social Care Professionals							
Management & Administrative	3.6%	0.2%	3.7%	0.2%	3.9%	94.4%	5.6%
General Support	5.9%	0.0%	5.9%	0.0%	5.9%	100.0%	0.0%
Patient & Client Care	6.6%	0.7%	7.3%	0.8%	8.1%	90.3%	9.7%

September 2022

NAS Absence Rate - by Staff Category: Sep 2022	Certified absence	Self-certified absence	Non Covid-19 absence	Covid-19 absence	Total absence rate	% Non Covid-19 absence	% Covid-19 absence
National Ambulance Service	5.9%	0.8%	6.7%	0.8%	7.5%	88.8%	11.2%
Medical & Dental	0.0%	0.0%	0.0%	0.0%	0.0%	#DIV/0	#DIV/0
Nursing & Midwifery	0.0%	0.0%	0.0%	0.0%	0.0%		#DIV/0
Health & Social Care Professionals							
Management & Administrative	3.8%	0.1%	3.9%	0.2%	4.1%	94.5%	5.5%
General Support	0.0%	0.0%	0.0%	0.0%	0.0%		
Patient & Client Care	6.1%	0.8%	6.9%	0.9%	7.8%	88.7%	11.3%

October 2022

NAS Absence Rate - by Staff Category: Oct 2022	Certified absence	Self-certified absence	Non Covid-19 absence	Covid-19 absence	Total absence rate	% Non Covid-19 absence	% Covid-19 absence
National Ambulance Service	5.9%	0.7%	6.7%	1.0%	7.6%	87.5%	12.5%
Medical & Dental	0.0%	0.0%	0.0%	0.0%	0.0%	#DIV/0	#DIV/0
Nursing & Midwifery	0.0%	0.0%	0.0%	0.0%	0.0%		#DIV/0
Health & Social Care Professionals							
Management & Administrative	3.6%	0.5%	4.1%	0.0%	4.1%	100.0%	0.0%
General Support	2.8%	0.4%	3.2%	0.0%	3.2%	100.0%	0.0%
Patient & Client Care	6.1%	0.8%	6.9%	1.0%	7.9%	87.1%	12.9%

November 2022

NAS Absence Rate - by Staff Category: Nov 2022	Certified absence	Self-certified absence	Non Covid-19 absence	Covid-19 absence	Total absence rate	% Non Covid-19 absence	% Covid-19 absence
National Ambulance Service	6.5%	0.8%	7.3%	0.8%	8.1%	90.3%	9.7%
Medical & Dental	0.0%	0.0%	0.0%	0.0%	0.0%	#DIV/0	#DIV/0
Nursing & Midwifery	0.0%	0.0%	0.0%	0.0%	0.0%		#DIV/0
Health & Social Care Professionals							
Management & Administrative	4.9%	0.2%	5.2%	0.4%	5.6%	92.9%	7.1%
General Support	31.8%	0.0%	31.8%	0.0%	31.8%	100.0%	0.0%
Patient & Client Care	6.5%	0.9%	7.4%	0.8%	8.2%	90.2%	9.8%

December 2022

NAS Absence Rate - by Staff Category: Dec 2022	Certified absence	Self-certified absence	Non Covid-19 absence	Covid-19 absence	Total absence rate	% Non Covid-19 absence	% Covid-19 absence
National Ambulance Service	7.5%	0.9%	8.4%	1.2%	9.6%	87.4%	12.6%
Medical & Dental	0.0%	0.0%	0.0%	0.0%	0.0%	#DIV/0	#DIV/0
Nursing & Midwifery	0.0%	0.0%	0.0%	9.7%	9.7%	0.0%	100.0%
Health & Social Care Professionals							
Management & Administrative	1.6%	0.5%	2.1%	0.5%	2.6%	81.3%	18.7%
General Support	0.0%	0.0%	0.0%	0.0%	0.0%		
Patient & Client Care	7.8%	0.9%	8.7%	1.2%	10.0%	87.6%	12.4%

January 2023

NAS Absence Rate - by Staff Category: Jan 2023	Certified absence	Self-certified absence	Non Covid-19 absence	Covid-19 absence	Total absence rate	% Non Covid-19 absence	% Covid-19 absence
National Ambulance Service	6.1%	0.6%	6.7%	0.7%	7.4%	90.7%	9.3%
Medical & Dental	0.0%	0.0%	0.0%	0.0%	0.0%	#DIV/0	#DIV/0
Nursing & Midwifery	0.0%	0.0%	0.0%	0.0%	0.0%		#DIV/0
Health & Social Care Professionals							
Management & Administrative	1.5%	0.1%	1.6%	0.2%	1.8%	89.2%	10.8%
General Support	0.0%	0.0%	0.0%	0.0%	0.0%		
Patient & Client Care	6.4%	0.7%	7.1%	0.7%	7.8%	90.7%	9.3%

February 2023

NAS Absence Rate - by Staff Category: Feb 2023	Certified absence	Self-certified absence	Non Covid-19 absence	Covid-19 absence	Total absence rate	% Non Covid-19 absence	% Covid-19 absence
National Ambulance Service	6.1%	0.7%	6.8%	0.4%	7.2%	94.2%	5.8%
Medical & Dental	0.0%	0.0%	0.0%	0.0%	0.0%	#DIV/0	#DIV/0
Nursing & Midwifery	0.0%	0.0%	0.0%	0.0%	0.0%		#DIV/0
Health & Social Care Professionals							
Management & Administrative	2.1%	0.0%	2.1%	0.5%	2.6%	81.8%	18.2%
General Support	0.0%	0.0%	0.0%	0.0%	0.0%		
Patient & Client Care	6.4%	0.7%	7.1%	0.4%	7.5%	94.4%	5.6%