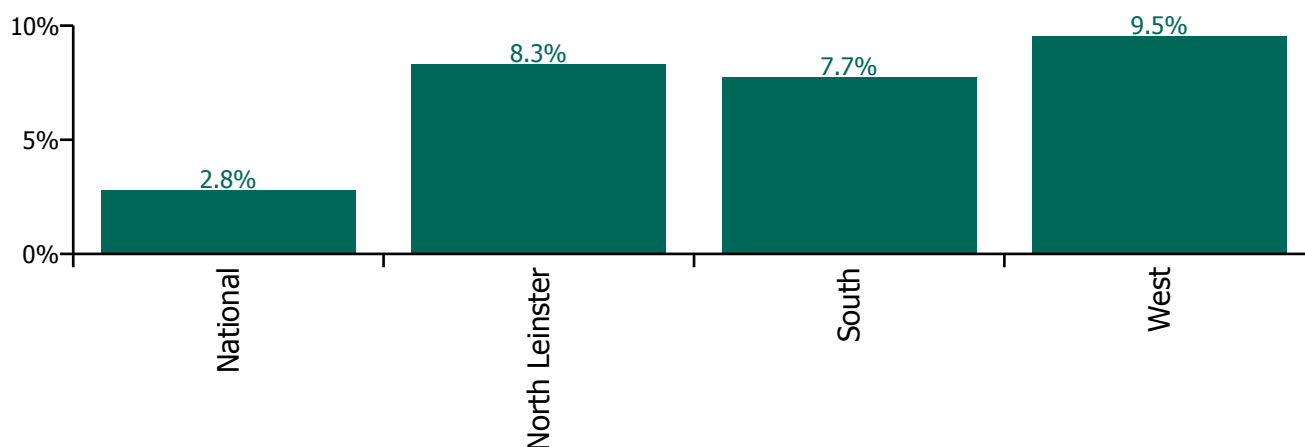


## September 2022

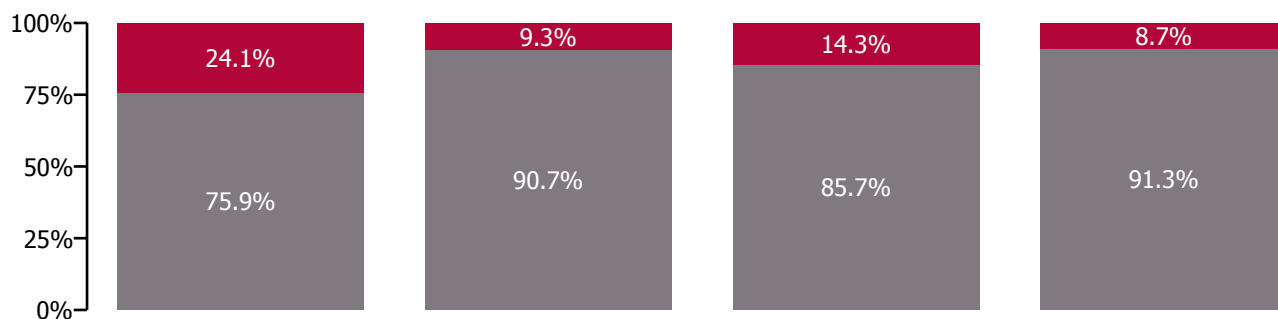
NAS Absence Rate - by Staff Category: Sep 2022	Certified absence	Self-certified absence	Non Covid-19 absence	Covid-19 absence	Total absence rate	% Non Covid-19 absence	% Covid-19 absence
<b>National Ambulance Service</b>	<b>5.9%</b>	<b>0.8%</b>	<b>6.7%</b>	<b>0.8%</b>	<b>7.5%</b>	<b>88.8%</b>	<b>11.2%</b>
Medical & Dental	0.0%	0.0%	0.0%	0.0%	0.0%	#DIV/0	#DIV/0
Nursing & Midwifery	0.0%	0.0%	0.0%	0.0%	0.0%		#DIV/0
Health & Social Care Professionals							
Management & Administrative	3.8%	0.1%	3.9%	0.2%	4.1%	94.5%	5.5%
General Support	0.0%	0.0%	0.0%	0.0%	0.0%		#DIV/0
Patient & Client Care	6.1%	0.8%	6.9%	0.9%	7.8%	88.7%	11.3%

NAS Absence Rate - by Region: Sep 2022	Certified absence	Self-certified absence	Non Covid-19 absence	Covid-19 absence	Total absence rate	% Non Covid-19 absence	% Covid-19 absence
<b>National Ambulance Service</b>	<b>5.9%</b>	<b>0.8%</b>	<b>6.7%</b>	<b>0.8%</b>	<b>7.5%</b>	<b>88.8%</b>	<b>11.2%</b>
National	1.7%	0.4%	2.1%	0.7%	2.8%	75.9%	24.1%
North Leinster	6.7%	0.8%	7.5%	0.8%	8.3%	90.7%	9.3%
South	5.7%	0.9%	6.6%	1.1%	7.7%	85.7%	14.3%
West	8.3%	0.3%	8.7%	0.8%	9.5%	91.3%	8.7%

Total absence rate

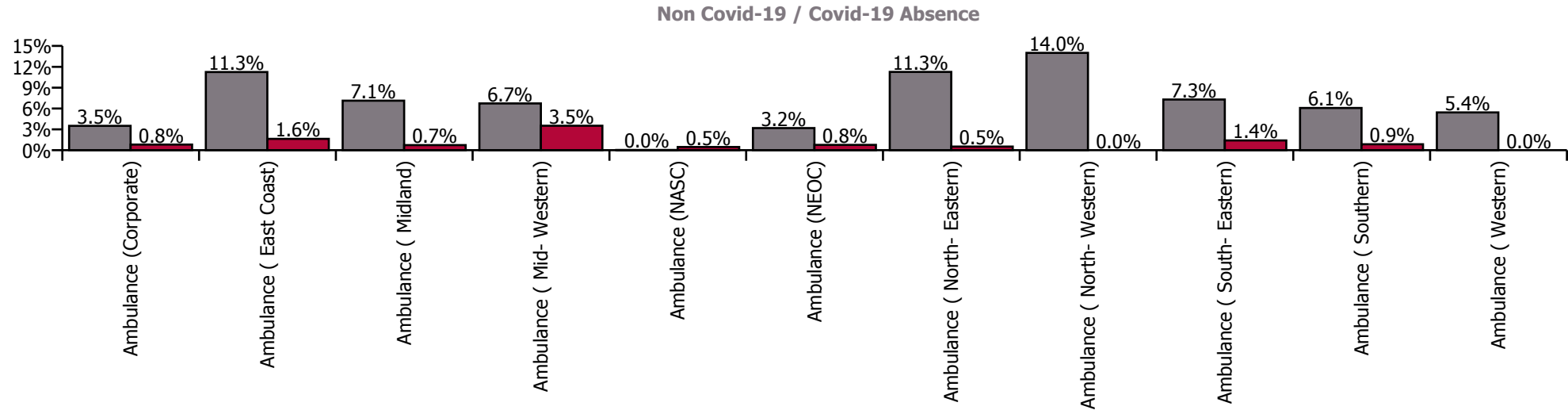


% of Absence Non Covid-19 / Covid-19



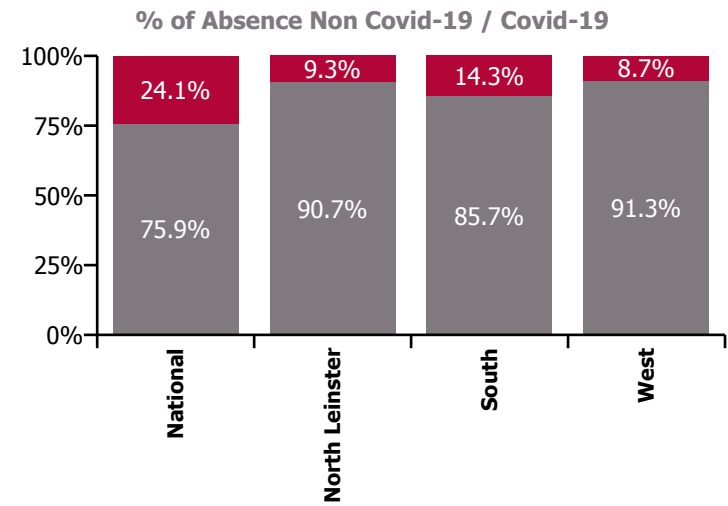
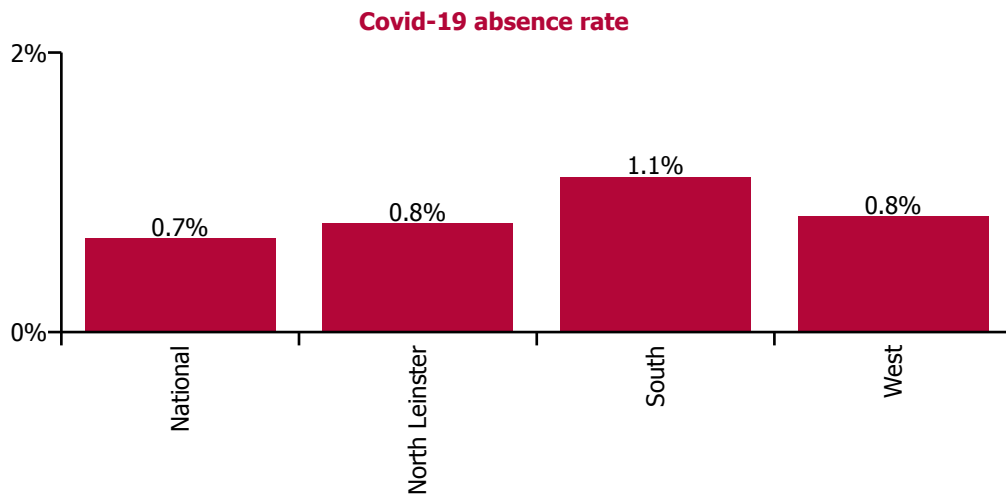
September 2022

NAS Absence Rate by Region: Sep 2022	Medical & Dental	Nursing & Midwifery	Health & Social Care Professionals	Management & Administrative	General Support	Patient & Client Care	Certified absence	Self-certified absence	Non Covid-19 absence	Covid-19 absence	Total absence rate
National Ambulance Service	0.0%	0.0%		4.1%	0.0%	7.8%	5.9%	0.8%	6.7%	0.8%	7.5%
National	0.0%	0.0%		3.4%		2.7%	1.7%	0.4%	2.1%	0.7%	2.8%
North Leinster				3.6%	0.0%	8.5%	6.7%	0.8%	7.5%	0.8%	8.3%
South				0.0%	0.0%	8.2%	5.7%	0.9%	6.6%	1.1%	7.7%
West				11.4%		9.4%	8.3%	0.3%	8.7%	0.8%	9.5%



## September 2022

NAS - by Staff Category & Region: Sep 2022	Medical & Dental	Nursing & Midwifery	Health & Social Care Professionals	Management & Administrative	General Support	Patient & Client Care	Covid-19 absence	Non Covid-19 absence	Total absence rate
<b>National Ambulance Service</b>	<b>0.0%</b>	<b>0.0%</b>		<b>4.1%</b>	<b>0.0%</b>	<b>0.9%</b>	<b>0.8%</b>	<b>6.7%</b>	<b>7.5%</b>
National	0.0%	0.0%		3.4%		0.7%	0.7%	2.1%	2.8%
North Leinster				3.6%	0.0%	0.8%	0.8%	7.5%	8.3%
South				0.0%	0.0%	1.2%	1.1%	6.6%	7.7%
West				11.4%		0.9%	0.8%	8.7%	9.5%



## September 2022

Ambulance (Corporate) absence by Staff Category	Certified absence	Self-certified absence	Non Covid-19 absence	Covid-19 absence	Total absence rate	% Non Covid-19 absence	% Covid-19 absence
<b>Ambulance (Corporate)</b>	<b>3.3%</b>	<b>0.2%</b>	<b>3.5%</b>	<b>0.8%</b>	<b>4.3%</b>	<b>81.0%</b>	<b>19.0%</b>
Medical & Dental	0.0%	0.0%	0.0%	0.0%	0.0%	#DIV/0	
Nursing & Midwifery	0.0%	0.0%	0.0%	0.0%	0.0%		
Health & Social Care Professionals							
Management & Administrative	3.7%	0.3%	4.0%	0.0%	4.0%	100.0%	0.0%
General Support							
Patient & Client Care	3.2%	0.2%	3.4%	1.4%	4.8%	70.7%	29.3%

## September 2022

Ambulance ( East Coast) absence by Staff Category	Certified absence	Self-certified absence	Non Covid-19 absence	Covid-19 absence	Total absence rate	% Non Covid-19 absence	% Covid-19 absence
<b>Ambulance ( East Coast)</b>	<b>10.5%</b>	<b>0.7%</b>	<b>11.3%</b>	<b>1.6%</b>	<b>12.9%</b>	<b>87.3%</b>	<b>12.7%</b>
Medical & Dental							
Nursing & Midwifery							
Health & Social Care Professionals							
Management & Administrative	31.2%	0.0%	31.2%	0.0%	31.2%	100.0%	0.0%
General Support	0.0%	0.0%	0.0%	0.0%	0.0%		
Patient & Client Care	9.2%	0.8%	10.0%	1.8%	11.7%	84.8%	15.2%

## September 2022

Ambulance ( Midland) absence by Staff Category	Certified absence	Self-certified absence	Non Covid-19 absence	Covid-19 absence	Total absence rate	% Non Covid-19 absence	% Covid-19 absence
<b>Ambulance ( Midland)</b>	<b>6.3%</b>	<b>0.9%</b>	<b>7.1%</b>	<b>0.7%</b>	<b>7.9%</b>	<b>90.5%</b>	<b>9.5%</b>
Medical & Dental							
Nursing & Midwifery							
Health & Social Care Professionals							
Management & Administrative	0.5%	0.0%	0.5%	0.0%	0.5%	100.0%	0.0%
General Support							
Patient & Client Care	6.4%	0.9%	7.3%	0.8%	8.1%	90.5%	9.5%

## September 2022

Ambulance ( Mid- Western) absence by Staff Category	Certified absence	Self-certified absence	Non Covid-19 absence	Covid-19 absence	Total absence rate	% Non Covid-19 absence	% Covid-19 absence
<b>Ambulance ( Mid- Western)</b>	<b>6.2%</b>	<b>0.5%</b>	<b>6.7%</b>	<b>3.5%</b>	<b>10.2%</b>	<b>65.6%</b>	<b>34.4%</b>
Medical & Dental							
Nursing & Midwifery							
Health & Social Care Professionals							
Management & Administrative	0.0%	0.0%	0.0%	0.0%	0.0%		
General Support							
Patient & Client Care	6.5%	0.5%	7.0%	3.7%	10.7%	65.6%	34.4%

## September 2022

Ambulance (NASC) absence by Staff Category	Certified absence	Self-certified absence	Non Covid-19 absence	Covid-19 absence	Total absence rate	% Non Covid-19 absence	% Covid-19 absence
<b>Ambulance (NASC)</b>	<b>0.0%</b>	<b>0.0%</b>	<b>0.0%</b>	<b>0.5%</b>	<b>0.5%</b>	<b>7.8%</b>	<b>92.2%</b>
Medical & Dental							
Nursing & Midwifery							
Health & Social Care Professionals							
Management & Administrative	0.0%	0.0%	0.0%	3.4%	3.4%	0.0%	100.0%
General Support							
Patient & Client Care	0.0%	0.0%	0.0%	0.3%	0.3%	12.7%	87.3%

## September 2022

Ambulance (NEOC) absence by Staff Category	Certified absence	Self-certified absence	Non Covid-19 absence	Covid-19 absence	Total absence rate	% Non Covid-19 absence	% Covid-19 absence
<b>Ambulance (NEOC)</b>	<b>2.3%</b>	<b>0.9%</b>	<b>3.2%</b>	<b>0.8%</b>	<b>4.0%</b>	<b>80.4%</b>	<b>19.6%</b>
Medical & Dental							
Nursing & Midwifery	0.0%	0.0%	0.0%	0.0%	0.0%		
Health & Social Care Professionals							
Management & Administrative	0.0%	0.0%	0.0%	0.0%	0.0%		
General Support							
Patient & Client Care	2.4%	0.9%	3.3%	0.8%	4.1%	80.4%	19.6%

## September 2022

Ambulance ( North- Eastern) absence by Staff Category	Certified absence	Self-certified absence	Non Covid-19 absence	Covid-19 absence	Total absence rate	% Non Covid-19 absence	% Covid-19 absence
<b>Ambulance ( North- Eastern)</b>	<b>10.9%</b>	<b>0.4%</b>	<b>11.3%</b>	<b>0.5%</b>	<b>11.8%</b>	<b>95.6%</b>	<b>4.4%</b>
Medical & Dental							
Nursing & Midwifery							
Health & Social Care Professionals							
Management & Administrative	0.0%	0.0%	0.0%	0.0%	0.0%		
General Support							
Patient & Client Care	11.3%	0.4%	11.7%	0.5%	12.2%	95.6%	4.4%

## September 2022

Ambulance ( North- Western) absence by Staff Category	Certified absence	Self-certified absence	Non Covid-19 absence	Covid-19 absence	Total absence rate	% Non Covid-19 absence	% Covid-19 absence
<b>Ambulance ( North- Western)</b>	<b>13.3%</b>	<b>0.7%</b>	<b>14.0%</b>	<b>0.0%</b>	<b>14.0%</b>	<b>100.0%</b>	<b>0.0%</b>
Medical & Dental							
Nursing & Midwifery							
Health & Social Care Professionals							
Management & Administrative	29.9%	0.0%	29.9%	0.0%	29.9%	100.0%	0.0%
General Support							
Patient & Client Care	12.2%	0.7%	12.9%	0.0%	12.9%	100.0%	0.0%

## September 2022

Ambulance ( South- Eastern) absence by Staff Category	Certified absence	Self-certified absence	Non Covid-19 absence	Covid-19 absence	Total absence rate	% Non Covid-19 absence	% Covid-19 absence
<b>Ambulance ( South- Eastern)</b>	<b>6.3%</b>	<b>1.0%</b>	<b>7.3%</b>	<b>1.4%</b>	<b>8.7%</b>	<b>83.8%</b>	<b>16.2%</b>
Medical & Dental							
Nursing & Midwifery							
Health & Social Care Professionals							
Management & Administrative	0.0%	0.0%	0.0%	0.0%	0.0%		
General Support	0.0%	0.0%	0.0%	0.0%	0.0%		
Patient & Client Care	6.9%	1.1%	7.9%	1.5%	9.4%	83.8%	16.2%

## September 2022

Ambulance ( Southern) absence by Staff Category	Certified absence	Self-certified absence	Non Covid-19 absence	Covid-19 absence	Total absence rate	% Non Covid-19 absence	% Covid-19 absence
<b>Ambulance ( Southern)</b>	<b>5.2%</b>	<b>0.9%</b>	<b>6.1%</b>	<b>0.9%</b>	<b>6.9%</b>	<b>87.6%</b>	<b>12.4%</b>
Medical & Dental							
Nursing & Midwifery							
Health & Social Care Professionals							
Management & Administrative	0.0%	0.0%	0.0%	0.0%	0.0%		
General Support	0.0%	0.0%	0.0%	0.0%	0.0%		
Patient & Client Care	5.4%	1.0%	6.3%	0.9%	7.2%	87.6%	12.4%

## September 2022

Ambulance ( Western) absence by Staff Category	Certified absence	Self-certified absence	Non Covid-19 absence	Covid-19 absence	Total absence rate	% Non Covid-19 absence	% Covid-19 absence
<b>Ambulance ( Western)</b>	<b>5.4%</b>	<b>0.0%</b>	<b>5.4%</b>	<b>0.0%</b>	<b>5.4%</b>	<b>100.0%</b>	<b>0.0%</b>
Medical & Dental							
Nursing & Midwifery							
Health & Social Care Professionals							
Management & Administrative	0.0%	0.0%	0.0%	0.0%	0.0%		
General Support							
Patient & Client Care	5.8%	0.0%	5.8%	0.0%	5.8%	100.0%	0.0%

## National Ambulance Service

Year/ month	Medical & Dental	Nursing & Midwifery	Health & Social Care Professionals	Management & Administrative	General Support	Patient & Client Care	Certified absence	Self-certified absence	Non Covid-19 absence	Covid-19 absence	Total absence rate
<b>2022</b>		<b>1.7%</b>		<b>3.6%</b>	<b>0.8%</b>	<b>9.8%</b>	<b>6.1%</b>	<b>0.6%</b>	<b>6.8%</b>	<b>2.3%</b>	<b>9.1%</b>
Sep 2022				4.1%		7.8%	5.9%	0.8%	6.7%	0.8%	7.5%
Aug 2022				3.9%	5.9%	8.1%	6.5%	0.7%	7.2%	0.8%	7.9%
Jul 2022		16.5%		4.1%	0.5%	10.6%	7.1%	0.9%	7.9%	2.3%	10.2%
Jun 2022				4.4%	0.8%	9.4%	6.6%	0.8%	7.3%	1.7%	9.0%
May 2022				3.3%	2.8%	8.7%	6.8%	0.6%	7.4%	1.0%	8.4%
Apr 2022				3.3%	3.7%	10.3%	6.8%	0.8%	7.6%	2.4%	10.0%
Mar 2022				3.1%	0.2%	13.0%	4.8%	0.5%	5.3%	3.9%	9.3%
Feb 2022				3.2%	7.3%	9.1%	5.8%	0.6%	6.4%	2.4%	8.8%
Jan 2022				2.9%	6.7%	11.0%	5.5%	0.4%	5.9%	4.7%	10.6%
<b>2021</b>		<b>14.2%</b>	<b>1.1%</b>	<b>3.0%</b>	<b>5.0%</b>	<b>8.1%</b>	<b>5.4%</b>	<b>0.7%</b>	<b>6.1%</b>	<b>1.7%</b>	<b>7.8%</b>
Dec 2021		44.0%		3.1%	7.7%	10.3%	6.8%	0.7%	7.5%	2.5%	10.0%
Nov 2021		24.5%		6.1%	8.1%	10.3%	6.9%	0.8%	7.7%	2.4%	10.1%
Oct 2021				5.2%	11.2%	9.0%	6.5%	0.8%	7.2%	1.6%	8.9%
Sep 2021				3.1%	3.2%	8.5%	6.2%	0.6%	6.9%	1.3%	8.2%
Aug 2021				2.2%		8.3%	6.3%	0.7%	7.1%	0.9%	8.0%
Jul 2021				3.1%	0.4%	7.7%	5.9%	0.8%	6.7%	0.7%	7.4%
Jun 2021				2.6%	10.9%	6.2%	4.9%	0.6%	5.4%	0.6%	6.1%
May 2021				3.6%	2.8%	5.3%	4.1%	0.5%	4.6%	0.7%	5.2%
Apr 2021		12.9%	1.1%	1.7%	4.9%	6.1%	4.4%	0.6%	5.0%	1.0%	5.9%
Mar 2021				2.4%	2.9%	5.5%	3.5%	0.5%	4.0%	1.1%	5.1%
Feb 2021				1.5%	5.9%	6.9%	4.0%	0.9%	4.9%	1.7%	6.5%
Jan 2021				3.0%	6.0%	10.6%	4.2%	0.5%	4.7%	5.0%	9.7%
<b>2020</b>				<b>2.3%</b>	<b>3.8%</b>	<b>7.9%</b>	<b>5.3%</b>	<b>0.6%</b>	<b>5.9%</b>	<b>1.4%</b>	<b>7.3%</b>
Dec 2020				1.3%	6.1%	8.2%	5.2%	0.7%	5.9%	1.7%	7.6%
Nov 2020				2.0%	2.9%	7.2%	4.2%	0.5%	4.6%	1.9%	6.5%
Oct 2020				0.8%	3.1%	8.8%	4.8%	0.6%	5.4%	2.4%	7.8%
Sep 2020				1.1%	3.3%	7.7%	5.1%	0.6%	5.7%	1.3%	6.9%
Aug 2020				1.4%	3.8%	7.1%	5.2%	0.7%	5.9%	0.5%	6.4%
Jul 2020				0.3%	4.7%	6.0%	4.6%	0.6%	5.2%	0.3%	5.5%
Jun 2020				0.7%	4.5%	7.5%	5.8%	0.5%	6.3%	0.6%	6.8%

May 2020				2.3%	1.3%	9.5%	6.6%	0.5%	7.1%	1.9%	9.0%
Apr 2020				4.0%		9.7%	5.0%	0.5%	5.5%	3.8%	9.3%
Mar 2020				6.5%	1.1%	8.7%	5.2%	0.7%	5.8%	2.6%	8.4%
Feb 2020				4.2%	1.9%	7.5%	6.5%	0.7%	7.2%		7.2%
Jan 2020				3.4%	1.4%	6.8%	5.9%	0.7%	6.6%		6.6%
<b>2019</b>				<b>2.5%</b>	<b>4.1%</b>	<b>6.9%</b>	<b>5.8%</b>	<b>0.8%</b>	<b>6.6%</b>		<b>6.6%</b>
Dec 2019				4.0%	7.3%	7.8%	6.5%	1.0%	7.6%		7.6%
Nov 2019				3.2%	4.0%	6.4%	5.5%	0.7%	6.2%		6.2%
Oct 2019				2.7%	1.3%	7.3%	6.2%	0.8%	7.0%		7.0%
Sep 2019				1.6%	1.3%	7.3%	6.2%	0.7%	7.0%		7.0%
Aug 2019				2.0%	1.4%	7.1%	6.0%	0.7%	6.7%		6.7%
Jul 2019				2.4%	1.2%	7.5%	6.2%	1.0%	7.2%		7.2%
Jun 2019				2.9%	0.3%	6.5%	5.5%	0.7%	6.2%		6.2%
May 2019				2.6%	0.3%	6.2%	5.2%	0.8%	5.9%		5.9%
Apr 2019				2.2%		5.5%	4.5%	0.7%	5.2%		5.2%
Mar 2019				2.0%	1.3%	6.1%	5.1%	0.8%	5.9%		5.9%
Feb 2019				1.5%	1.1%	6.8%	5.7%	0.7%	6.4%		6.4%
Jan 2019				2.2%	9.1%	7.8%	6.6%	0.9%	7.6%		7.6%

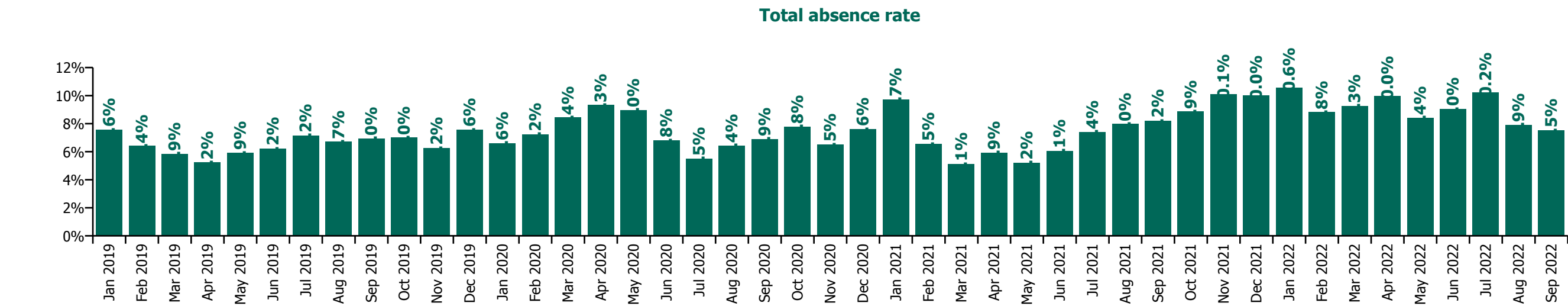
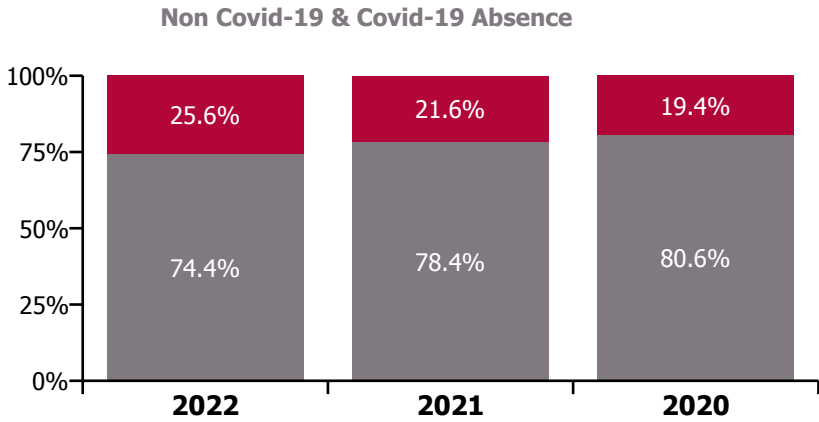
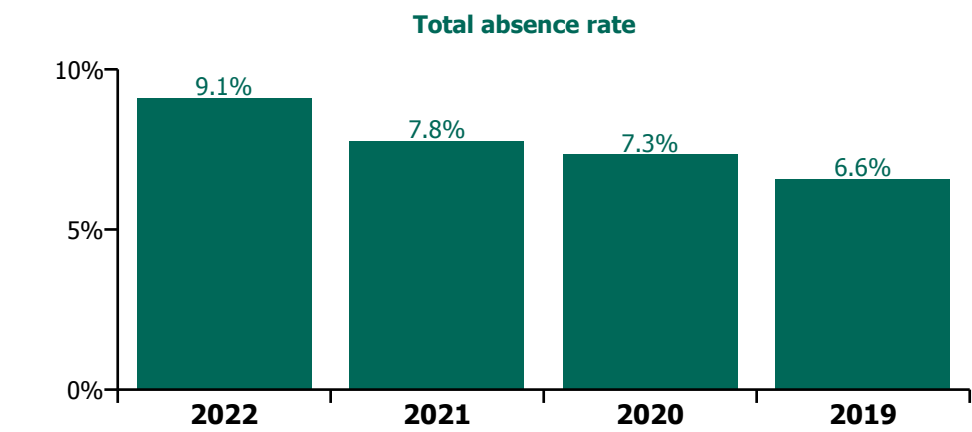


# National Ambulance Service

Year/ month	National	North Leinster	South	West	Acute Services absence rate	Certified absence	Self- certified absence	Non Covid-19 absence	Covid-19 absence	Total absence rate
<b>2022</b>	<b>4.9%</b>	<b>10.0%</b>	<b>8.0%</b>	<b>13.8%</b>	<b>9.1%</b>	<b>6.1%</b>	<b>0.6%</b>	<b>6.8%</b>	<b>2.3%</b>	<b>9.1%</b>
Sep 2022	2.8%	8.3%	7.7%	9.5%	7.5%	5.9%	0.8%	6.7%	0.8%	7.53%
Aug 2022	2.4%	8.7%	7.2%	11.7%	7.9%	6.5%	0.7%	7.2%	0.8%	7.92%
Jul 2022	5.7%	11.1%	9.3%	14.3%	10.2%	7.1%	0.9%	7.9%	2.3%	10.23%
Jun 2022	5.1%	9.4%	8.3%	14.6%	9.0%	6.6%	0.8%	7.3%	1.7%	9.05%
May 2022	4.7%	8.8%	7.9%	13.2%	8.4%	6.8%	0.6%	7.4%	1.0%	8.43%
Apr 2022	4.8%	10.4%	9.5%	16.2%	10.0%	6.8%	0.8%	7.6%	2.4%	9.98%
Mar 2022	6.7%	13.1%	5.3%	15.3%	9.3%	4.8%	0.5%	5.3%	3.9%	9.27%
Feb 2022	4.5%	8.7%	9.7%	13.3%	8.8%	5.8%	0.6%	6.4%	2.4%	8.82%
Jan 2022	6.4%	11.0%	11.0%	16.2%	10.6%	5.5%	0.4%	5.9%	4.7%	10.59%
<b>2021</b>	<b>4.2%</b>	<b>7.8%</b>	<b>8.4%</b>	<b>10.4%</b>	<b>7.8%</b>	<b>5.4%</b>	<b>0.7%</b>	<b>6.1%</b>	<b>1.7%</b>	<b>7.8%</b>
Dec 2021	5.2%	10.8%	9.2%	13.7%	10.0%	6.8%	0.7%	7.5%	2.5%	10.01%
Nov 2021	6.1%	10.3%	10.1%	15.5%	10.1%	6.9%	0.8%	7.7%	2.4%	10.09%
Oct 2021	3.8%	8.6%	10.4%	15.1%	8.9%	6.5%	0.8%	7.2%	1.6%	8.86%
Sep 2021	3.5%	8.2%	9.4%	12.9%	8.2%	6.2%	0.6%	6.9%	1.3%	8.20%
Aug 2021	3.9%	8.0%	7.5%	14.1%	8.0%	6.3%	0.7%	7.1%	0.9%	7.97%
Jul 2021	3.5%	7.7%	6.9%	12.4%	7.4%	5.9%	0.8%	6.7%	0.7%	7.42%
Jun 2021	2.8%	5.9%	8.3%	10.4%	6.1%	4.9%	0.6%	5.4%	0.6%	6.06%
May 2021	2.7%	5.2%	7.2%	7.9%	5.2%	4.1%	0.5%	4.6%	0.7%	5.23%
Apr 2021	4.0%	5.3%	7.4%	8.4%	5.9%	4.4%	0.6%	5.0%	1.0%	5.94%
Mar 2021	3.0%	5.4%	3.7%	7.5%	5.1%	3.5%	0.5%	4.0%	1.1%	5.12%
Feb 2021	4.6%	7.1%	5.4%	8.2%	6.5%	4.0%	0.9%	4.9%	1.7%	6.55%
Jan 2021	6.4%	9.2%	14.2%	9.1%	9.7%	4.2%	0.5%	4.7%	5.0%	9.74%
<b>2020</b>	<b>4.3%</b>	<b>7.3%</b>	<b>7.9%</b>	<b>8.5%</b>	<b>7.3%</b>	<b>5.3%</b>	<b>0.6%</b>	<b>5.9%</b>	<b>1.4%</b>	<b>7.3%</b>
Dec 2020	3.0%	8.3%	9.4%	7.8%	7.6%	5.2%	0.7%	5.9%	1.7%	7.61%
Nov 2020	3.2%	8.2%	6.7%	6.3%	6.5%	4.2%	0.5%	4.6%	1.9%	6.50%
Oct 2020	5.4%	7.2%	9.5%	8.4%	7.8%	4.8%	0.6%	5.4%	2.4%	7.79%
Sep 2020	4.6%	5.2%	8.8%	8.6%	6.9%	5.1%	0.6%	5.7%	1.3%	6.91%
Aug 2020	3.7%	5.9%	6.1%	8.6%	6.4%	5.2%	0.7%	5.9%	0.5%	6.43%
Jul 2020	3.4%	6.1%	5.4%	6.1%	5.5%	4.6%	0.6%	5.2%	0.3%	5.51%
Jun 2020	4.2%	5.6%	7.6%	8.6%	6.8%	5.8%	0.5%	6.3%	0.6%	6.82%
May 2020	5.4%	9.9%	8.6%	9.9%	9.0%	6.6%	0.5%	7.1%	1.9%	8.98%
Apr 2020	6.4%	8.8%	10.1%	10.5%	9.3%	5.0%	0.5%	5.5%	3.8%	9.33%
Mar 2020	5.2%	8.7%	7.4%	10.6%	8.4%	5.2%	0.7%	5.8%	2.6%	8.44%
Feb 2020	2.9%	8.0%	7.7%	8.4%	7.2%	6.5%	0.7%	7.2%		7.24%
Jan 2020	4.4%	6.2%	7.5%	7.6%	6.6%	5.9%	0.7%	6.6%		6.61%
<b>2019</b>	<b>3.8%</b>	<b>6.6%</b>	<b>6.5%</b>	<b>7.9%</b>	<b>6.6%</b>	<b>5.8%</b>	<b>0.8%</b>	<b>6.6%</b>		<b>6.6%</b>
Dec 2019	6.1%	6.9%	7.8%	8.9%	7.6%	6.5%	1.0%	7.6%		7.57%
Nov 2019	3.7%	6.0%	5.5%	8.2%	6.2%	5.5%	0.7%	6.2%		6.25%
Oct 2019	3.4%	6.2%	10.4%	6.7%	7.0%	6.2%	0.8%	7.0%		7.00%
Sep 2019	4.3%	6.8%	9.5%	6.1%	7.0%	6.2%	0.7%	7.0%		6.95%
Aug 2019	3.6%	6.3%	6.9%	8.2%	6.7%	6.0%	0.7%	6.7%		6.71%
Jul 2019	3.4%	6.4%	7.4%	9.5%	7.2%	6.2%	1.0%	7.2%		7.17%
Jun 2019	2.5%	6.1%	6.5%	7.9%	6.2%	5.5%	0.7%	6.2%		6.22%
May 2019	2.8%	6.1%	4.0%	8.6%	5.9%	5.2%	0.8%	5.9%		5.92%
Apr 2019	3.0%	6.5%	3.8%	6.1%	5.2%	4.5%	0.7%	5.2%		5.23%
Mar 2019	3.2%	6.8%	3.8%	7.7%	5.9%	5.1%	0.8%	5.9%		5.85%
Feb 2019	4.6%	6.8%	4.9%	7.9%	6.4%	5.7%	0.7%	6.4%		6.42%

National Ambulance Service

Year/ month	National	North Leinster	South	West	Acute Services absence rate	Certified absence	Self- certified absence	Non Covid-19 absence	Covid-19 absence	Total absence rate
Jan 2019	5.3%	8.1%	6.3%	9.0%	7.6%	6.6%	0.9%	7.6%		7.57%



## February 2020

NAS Absence Rate - by Staff Category: Feb 2020	Certified absence	Self-certified absence	Non Covid-19 absence	Covid-19 absence	Total absence rate	% Non Covid-19 absence	% Covid-19 absence
<b>National Ambulance Service</b>	<b>6.5%</b>	<b>0.7%</b>	<b>7.2%</b>	<b>0.0%</b>	<b>7.2%</b>	<b>100.0%</b>	<b>0.0%</b>
Medical & Dental							
Nursing & Midwifery							
Health & Social Care Professionals							
Management & Administrative	4.1%	0.1%	4.2%	0.0%	4.2%	100.0%	0.0%
General Support	1.9%	0.0%	1.9%	0.0%	1.9%	100.0%	0.0%
Patient & Client Care	6.7%	0.8%	7.5%	0.0%	7.5%	100.0%	0.0%

## March 2020

NAS Absence Rate - by Staff Category: Mar 2020	Certified absence	Self-certified absence	Non Covid-19 absence	Covid-19 absence	Total absence rate	% Non Covid-19 absence	% Covid-19 absence
<b>National Ambulance Service</b>	<b>5.2%</b>	<b>0.7%</b>	<b>5.8%</b>	<b>2.6%</b>	<b>8.4%</b>	<b>68.9%</b>	<b>31.1%</b>
Medical & Dental							
Nursing & Midwifery							
Health & Social Care Professionals							
Management & Administrative	1.5%	0.2%	1.7%	4.7%	6.5%	26.6%	73.4%
General Support	0.8%	0.3%	1.1%	0.0%	1.1%	100.0%	0.0%
Patient & Client Care	5.4%	0.7%	6.1%	2.5%	8.7%	70.8%	29.2%

## April 2020

NAS Absence Rate - by Staff Category: Apr 2020	Certified absence	Self-certified absence	Non Covid-19 absence	Covid-19 absence	Total absence rate	% Non Covid-19 absence	% Covid-19 absence
<b>National Ambulance Service</b>	<b>5.0%</b>	<b>0.5%</b>	<b>5.5%</b>	<b>3.8%</b>	<b>9.3%</b>	<b>58.9%</b>	<b>41.1%</b>
Medical & Dental							
Nursing & Midwifery							
Health & Social Care Professionals							
Management & Administrative	3.2%	0.0%	3.2%	0.8%	4.0%	79.7%	20.3%
General Support	0.0%	0.0%	0.0%	0.0%	0.0%		
Patient & Client Care	5.3%	0.4%	5.6%	4.0%	9.7%	58.3%	41.7%

## May 2020

NAS Absence Rate - by Staff Category: May 2020	Certified absence	Self-certified absence	Non Covid-19 absence	Covid-19 absence	Total absence rate	% Non Covid-19 absence	% Covid-19 absence
<b>National Ambulance Service</b>	<b>6.6%</b>	<b>0.5%</b>	<b>7.1%</b>	<b>1.9%</b>	<b>9.0%</b>	<b>79.1%</b>	<b>20.9%</b>
Medical & Dental							
Nursing & Midwifery							
Health & Social Care Professionals							
Management & Administrative	2.1%	0.2%	2.3%	0.0%	2.3%	100.0%	0.0%
General Support	0.0%	1.3%	1.3%	0.0%	1.3%	100.0%	0.0%
Patient & Client Care	7.0%	0.5%	7.4%	2.0%	9.5%	78.8%	21.2%

## June 2020

NAS Absence Rate - by Staff Category: Jun 2020	Certified absence	Self-certified absence	Non Covid-19 absence	Covid-19 absence	Total absence rate	% Non Covid-19 absence	% Covid-19 absence
<b>National Ambulance Service</b>	<b>5.8%</b>	<b>0.5%</b>	<b>6.3%</b>	<b>0.6%</b>	<b>6.8%</b>	<b>91.7%</b>	<b>8.3%</b>
Medical & Dental							
Nursing & Midwifery							
Health & Social Care Professionals							
Management & Administrative	0.6%	0.1%	0.7%	0.0%	0.7%	100.0%	0.0%
General Support	4.1%	0.4%	4.5%	0.0%	4.5%	100.0%	0.0%
Patient & Client Care	6.3%	0.5%	6.8%	0.7%	7.5%	91.0%	9.0%

## July 2020

NAS Absence Rate - by Staff Category: Jul 2020	Certified absence	Self-certified absence	Non Covid-19 absence	Covid-19 absence	Total absence rate	% Non Covid-19 absence	% Covid-19 absence
<b>National Ambulance Service</b>	<b>4.6%</b>	<b>0.6%</b>	<b>5.2%</b>	<b>0.3%</b>	<b>5.5%</b>	<b>94.7%</b>	<b>5.3%</b>
Medical & Dental							
Nursing & Midwifery							
Health & Social Care Professionals							
Management & Administrative	0.2%	0.1%	0.3%	0.0%	0.3%	100.0%	0.0%
General Support	4.3%	0.5%	4.7%	0.0%	4.7%	100.0%	0.0%
Patient & Client Care	5.0%	0.6%	5.6%	0.4%	6.0%	94.1%	5.9%

## August 2020

NAS Absence Rate - by Staff Category: Aug 2020	Certified absence	Self-certified absence	Non Covid-19 absence	Covid-19 absence	Total absence rate	% Non Covid-19 absence	% Covid-19 absence
<b>National Ambulance Service</b>	<b>5.2%</b>	<b>0.7%</b>	<b>5.9%</b>	<b>0.5%</b>	<b>6.4%</b>	<b>91.7%</b>	<b>8.3%</b>
Medical & Dental							
Nursing & Midwifery							
Health & Social Care Professionals							
Management & Administrative	1.4%	0.0%	1.4%	0.0%	1.4%	100.0%	0.0%
General Support	3.0%	0.7%	3.8%	0.0%	3.8%	100.0%	0.0%
Patient & Client Care	5.8%	0.7%	6.5%	0.6%	7.1%	91.0%	9.0%

## September 2020

NAS Absence Rate - by Staff Category: Sep 2020	Certified absence	Self-certified absence	Non Covid-19 absence	Covid-19 absence	Total absence rate	% Non Covid-19 absence	% Covid-19 absence
<b>National Ambulance Service</b>	<b>5.1%</b>	<b>0.6%</b>	<b>5.7%</b>	<b>1.3%</b>	<b>6.9%</b>	<b>81.8%</b>	<b>18.2%</b>
Medical & Dental							
Nursing & Midwifery							
Health & Social Care Professionals							
Management & Administrative	0.8%	0.2%	1.0%	0.1%	1.1%	90.2%	9.8%
General Support	2.6%	0.7%	3.3%	0.1%	3.3%	98.2%	1.8%
Patient & Client Care	5.7%	0.6%	6.3%	1.5%	7.7%	80.9%	19.1%

## October 2020

NAS Absence Rate - by Staff Category: Oct 2020	Certified absence	Self-certified absence	Non Covid-19 absence	Covid-19 absence	Total absence rate	% Non Covid-19 absence	% Covid-19 absence
<b>National Ambulance Service</b>	<b>4.8%</b>	<b>0.6%</b>	<b>5.4%</b>	<b>2.4%</b>	<b>7.8%</b>	<b>69.0%</b>	<b>31.0%</b>
Medical & Dental							
Nursing & Midwifery							
Health & Social Care Professionals							
Management & Administrative	0.6%	0.2%	0.8%	0.0%	0.8%	100.0%	0.0%
General Support	2.6%	0.5%	3.0%	0.1%	3.1%	97.6%	2.4%
Patient & Client Care	5.4%	0.6%	5.9%	2.9%	8.8%	67.5%	32.5%

## November 2020

NAS Absence Rate - by Staff Category: Nov 2020	Certified absence	Self-certified absence	Non Covid-19 absence	Covid-19 absence	Total absence rate	% Non Covid-19 absence	% Covid-19 absence
<b>National Ambulance Service</b>	<b>4.2%</b>	<b>0.5%</b>	<b>4.6%</b>	<b>1.9%</b>	<b>6.5%</b>	<b>71.3%</b>	<b>28.7%</b>
Medical & Dental							
Nursing & Midwifery							
Health & Social Care Professionals							
Management & Administrative	1.4%	0.1%	1.5%	0.5%	2.0%	75.1%	24.9%
General Support	2.5%	0.4%	2.8%	0.1%	2.9%	96.9%	3.1%
Patient & Client Care	4.6%	0.5%	5.1%	2.2%	7.2%	69.9%	30.1%

## December 2020

NAS Absence Rate - by Staff Category: Dec 2020	Certified absence	Self-certified absence	Non Covid-19 absence	Covid-19 absence	Total absence rate	% Non Covid-19 absence	% Covid-19 absence
<b>National Ambulance Service</b>	<b>5.2%</b>	<b>0.7%</b>	<b>5.9%</b>	<b>1.7%</b>	<b>7.6%</b>	<b>77.7%</b>	<b>22.3%</b>
Medical & Dental							
Nursing & Midwifery							
Health & Social Care Professionals							
Management & Administrative	1.1%	0.1%	1.3%	0.0%	1.3%	100.0%	0.0%
General Support	5.1%	0.7%	5.9%	0.2%	6.1%	96.0%	4.0%
Patient & Client Care	5.5%	0.7%	6.2%	2.0%	8.2%	75.7%	24.3%

## January 2021

NAS Absence Rate - by Staff Category: Jan 2021	Certified absence	Self-certified absence	Non Covid-19 absence	Covid-19 absence	Total absence rate	% Non Covid-19 absence	% Covid-19 absence
<b>National Ambulance Service</b>	<b>4.2%</b>	<b>0.5%</b>	<b>4.7%</b>	<b>5.0%</b>	<b>9.7%</b>	<b>48.3%</b>	<b>51.7%</b>
Medical & Dental							
Nursing & Midwifery							
Health & Social Care Professionals							
Management & Administrative	1.2%	0.1%	1.3%	1.7%	3.0%	43.2%	56.8%
General Support	5.1%	0.6%	5.8%	0.2%	6.0%	96.1%	3.9%
Patient & Client Care	4.3%	0.5%	4.8%	5.8%	10.6%	45.4%	54.6%

## February 2021

NAS Absence Rate - by Staff Category: Feb 2021	Certified absence	Self-certified absence	Non Covid-19 absence	Covid-19 absence	Total absence rate	% Non Covid-19 absence	% Covid-19 absence
<b>National Ambulance Service</b>	<b>4.0%</b>	<b>0.9%</b>	<b>4.9%</b>	<b>1.7%</b>	<b>6.5%</b>	<b>74.6%</b>	<b>25.4%</b>
Medical & Dental							
Nursing & Midwifery							
Health & Social Care Professionals							
Management & Administrative	1.2%	0.2%	1.5%	0.0%	1.5%	100.0%	0.0%
General Support	4.9%	1.0%	5.9%	0.0%	5.9%	99.3%	0.7%
Patient & Client Care	4.1%	0.9%	5.0%	1.9%	6.9%	72.3%	27.7%

## March 2021

NAS Absence Rate - by Staff Category: Mar 2021	Certified absence	Self-certified absence	Non Covid-19 absence	Covid-19 absence	Total absence rate	% Non Covid-19 absence	% Covid-19 absence
<b>National Ambulance Service</b>	<b>3.5%</b>	<b>0.5%</b>	<b>4.0%</b>	<b>1.1%</b>	<b>5.1%</b>	<b>79.0%</b>	<b>21.0%</b>
Medical & Dental							
Nursing & Midwifery							
Health & Social Care Professionals							
Management & Administrative	2.4%	0.0%	2.4%	0.0%	2.4%	100.0%	0.0%
General Support	2.6%	0.3%	2.9%	0.0%	2.9%	100.0%	0.0%
Patient & Client Care	3.7%	0.6%	4.3%	1.2%	5.5%	77.3%	22.7%

## April 2021

NAS Absence Rate - by Staff Category: Apr 2021	Certified absence	Self-certified absence	Non Covid-19 absence	Covid-19 absence	Total absence rate	% Non Covid-19 absence	% Covid-19 absence
<b>National Ambulance Service</b>	<b>4.4%</b>	<b>0.6%</b>	<b>5.0%</b>	<b>1.0%</b>	<b>5.9%</b>	<b>84.0%</b>	<b>16.0%</b>
Medical & Dental	0.0%	0.0%	0.0%	0.0%	0.0%	#DIV/0	#DIV/0
Nursing & Midwifery	12.9%	0.0%	12.9%	0.0%	12.9%	100.0%	0.0%
Health & Social Care Professionals	1.1%	0.0%	1.1%	0.0%	1.1%	100.0%	0.0%
Management & Administrative	1.7%	0.0%	1.7%	0.0%	1.7%	100.0%	0.0%
General Support	4.5%	0.4%	4.9%	0.0%	4.9%	100.0%	0.0%
Patient & Client Care	4.4%	0.7%	5.1%	1.0%	6.1%	83.2%	16.8%

## May 2021

NAS Absence Rate - by Staff Category: May 2021	Certified absence	Self-certified absence	Non Covid-19 absence	Covid-19 absence	Total absence rate	% Non Covid-19 absence	% Covid-19 absence
<b>National Ambulance Service</b>	<b>4.1%</b>	<b>0.5%</b>	<b>4.6%</b>	<b>0.7%</b>	<b>5.2%</b>	<b>87.5%</b>	<b>12.5%</b>
Medical & Dental	0.0%	0.0%	0.0%	0.0%	0.0%	#DIV/0	#DIV/0
Nursing & Midwifery	0.0%	0.0%	0.0%	0.0%	0.0%		#DIV/0
Health & Social Care Professionals							
Management & Administrative	3.4%	0.1%	3.6%	0.0%	3.6%	100.0%	0.0%
General Support	0.0%	2.8%	2.8%	0.0%	2.8%	100.0%	0.0%
Patient & Client Care	4.1%	0.5%	4.6%	0.7%	5.3%	87.1%	12.9%

## June 2021

NAS Absence Rate - by Staff Category: Jun 2021	Certified absence	Self-certified absence	Non Covid-19 absence	Covid-19 absence	Total absence rate	% Non Covid-19 absence	% Covid-19 absence
<b>National Ambulance Service</b>	<b>4.9%</b>	<b>0.6%</b>	<b>5.4%</b>	<b>0.6%</b>	<b>6.1%</b>	<b>89.8%</b>	<b>10.2%</b>
Medical & Dental	0.0%	0.0%	0.0%	0.0%	0.0%	#DIV/0	#DIV/0
Nursing & Midwifery	0.0%	0.0%	0.0%	0.0%	0.0%		#DIV/0
Health & Social Care Professionals							
Management & Administrative	2.6%	0.0%	2.6%	0.0%	2.6%	100.0%	0.0%
General Support	9.4%	1.4%	10.9%	0.0%	10.9%	100.0%	0.0%
Patient & Client Care	5.0%	0.6%	5.6%	0.7%	6.2%	89.6%	10.4%

## July 2021

NAS Absence Rate - by Staff Category: Jul 2021	Certified absence	Self-certified absence	Non Covid-19 absence	Covid-19 absence	Total absence rate	% Non Covid-19 absence	% Covid-19 absence
<b>National Ambulance Service</b>	<b>5.9%</b>	<b>0.8%</b>	<b>6.7%</b>	<b>0.7%</b>	<b>7.4%</b>	<b>90.6%</b>	<b>9.4%</b>
Medical & Dental	0.0%	0.0%	0.0%	0.0%	0.0%	#DIV/0	#DIV/0
Nursing & Midwifery	0.0%	0.0%	0.0%	0.0%	0.0%		#DIV/0
Health & Social Care Professionals							
Management & Administrative	2.4%	0.6%	3.0%	0.1%	3.1%	97.0%	3.0%
General Support	0.0%	0.4%	0.4%	0.0%	0.4%	100.0%	0.0%
Patient & Client Care	6.1%	0.8%	6.9%	0.7%	7.7%	90.5%	9.5%

## August 2021

NAS Absence Rate - by Staff Category: Aug 2021	Certified absence	Self-certified absence	Non Covid-19 absence	Covid-19 absence	Total absence rate	% Non Covid-19 absence	% Covid-19 absence
<b>National Ambulance Service</b>	<b>6.3%</b>	<b>0.7%</b>	<b>7.1%</b>	<b>0.9%</b>	<b>8.0%</b>	<b>88.8%</b>	<b>11.2%</b>
Medical & Dental	0.0%	0.0%	0.0%	0.0%	0.0%	#DIV/0	#DIV/0
Nursing & Midwifery	0.0%	0.0%	0.0%	0.0%	0.0%		#DIV/0
Health & Social Care Professionals							
Management & Administrative	2.1%	0.1%	2.2%	0.0%	2.2%	100.0%	0.0%
General Support	0.0%	0.0%	0.0%	0.0%	0.0%		
Patient & Client Care	6.6%	0.8%	7.4%	0.9%	8.3%	88.7%	11.3%

## September 2021

NAS Absence Rate - by Staff Category: Sep 2021	Certified absence	Self-certified absence	Non Covid-19 absence	Covid-19 absence	Total absence rate	% Non Covid-19 absence	% Covid-19 absence
<b>National Ambulance Service</b>	<b>6.2%</b>	<b>0.6%</b>	<b>6.9%</b>	<b>1.3%</b>	<b>8.2%</b>	<b>83.6%</b>	<b>16.4%</b>
Medical & Dental	0.0%	0.0%	0.0%	0.0%	0.0%	#DIV/0	#DIV/0
Nursing & Midwifery	0.0%	0.0%	0.0%	0.0%	0.0%		#DIV/0
Health & Social Care Professionals							
Management & Administrative	2.9%	0.3%	3.1%	0.0%	3.1%	100.0%	0.0%
General Support	3.2%	0.0%	3.2%	0.0%	3.2%	100.0%	0.0%
Patient & Client Care	6.4%	0.6%	7.1%	1.4%	8.5%	83.3%	16.7%



## October 2021

NAS Absence Rate - by Staff Category: Oct 2021	Certified absence	Self-certified absence	Non Covid-19 absence	Covid-19 absence	Total absence rate	% Non Covid-19 absence	% Covid-19 absence
<b>National Ambulance Service</b>	<b>6.5%</b>	<b>0.8%</b>	<b>7.2%</b>	<b>1.6%</b>	<b>8.9%</b>	<b>81.5%</b>	<b>18.5%</b>
Medical & Dental	0.0%	0.0%	0.0%	0.0%	0.0%	#DIV/0	#DIV/0
Nursing & Midwifery	0.0%	0.0%	0.0%	0.0%	0.0%		#DIV/0
Health & Social Care Professionals							
Management & Administrative	4.9%	0.3%	5.2%	0.0%	5.2%	100.0%	0.0%
General Support	11.2%	0.0%	11.2%	0.0%	11.2%	100.0%	0.0%
Patient & Client Care	6.5%	0.8%	7.3%	1.7%	9.0%	80.9%	19.1%

## November 2021

NAS Absence Rate - by Staff Category: Nov 2021	Certified absence	Self-certified absence	Non Covid-19 absence	Covid-19 absence	Total absence rate	% Non Covid-19 absence	% Covid-19 absence
<b>National Ambulance Service</b>	<b>6.9%</b>	<b>0.8%</b>	<b>7.7%</b>	<b>2.4%</b>	<b>10.1%</b>	<b>76.7%</b>	<b>23.3%</b>
Medical & Dental	0.0%	0.0%	0.0%	0.0%	0.0%	#DIV/0	#DIV/0
Nursing & Midwifery	24.5%	0.0%	24.5%	0.0%	24.5%	100.0%	0.0%
Health & Social Care Professionals							
Management & Administrative	3.8%	0.4%	4.2%	1.9%	6.1%	68.9%	31.1%
General Support	8.1%	0.0%	8.1%	0.0%	8.1%	100.0%	0.0%
Patient & Client Care	7.0%	0.9%	7.9%	2.4%	10.3%	76.7%	23.3%

## December 2021

NAS Absence Rate - by Staff Category: Dec 2021	Certified absence	Self-certified absence	Non Covid-19 absence	Covid-19 absence	Total absence rate	% Non Covid-19 absence	% Covid-19 absence
<b>National Ambulance Service</b>	<b>6.8%</b>	<b>0.7%</b>	<b>7.5%</b>	<b>2.5%</b>	<b>10.0%</b>	<b>74.8%</b>	<b>25.2%</b>
Medical & Dental	0.0%	0.0%	0.0%	0.0%	0.0%	#DIV/0	#DIV/0
Nursing & Midwifery	44.0%	0.0%	44.0%	0.0%	44.0%	100.0%	0.0%
Health & Social Care Professionals							
Management & Administrative	2.4%	0.1%	2.5%	0.6%	3.1%	82.1%	17.9%
General Support	7.7%	0.0%	7.7%	0.0%	7.7%	100.0%	0.0%
Patient & Client Care	7.0%	0.7%	7.7%	2.6%	10.3%	74.4%	25.6%

## January 2022

NAS Absence Rate - by Staff Category: Jan 2022	Certified absence	Self-certified absence	Non Covid-19 absence	Covid-19 absence	Total absence rate	% Non Covid-19 absence	% Covid-19 absence
<b>National Ambulance Service</b>	<b>5.5%</b>	<b>0.4%</b>	<b>5.9%</b>	<b>4.7%</b>	<b>10.6%</b>	<b>55.4%</b>	<b>44.6%</b>
Medical & Dental	0.0%	0.0%	0.0%	0.0%	0.0%	#DIV/0	#DIV/0
Nursing & Midwifery	0.0%	0.0%	0.0%	0.0%	0.0%		#DIV/0
Health & Social Care Professionals							
Management & Administrative	1.2%	0.1%	1.3%	1.6%	2.9%	44.3%	55.7%
General Support	5.1%	0.0%	5.1%	1.7%	6.7%	75.4%	24.6%
Patient & Client Care	5.7%	0.4%	6.1%	4.9%	11.0%	55.4%	44.6%



## February 2022

NAS Absence Rate - by Staff Category: Feb 2022	Certified absence	Self-certified absence	Non Covid-19 absence	Covid-19 absence	Total absence rate	% Non Covid-19 absence	% Covid-19 absence
<b>National Ambulance Service</b>	<b>5.8%</b>	<b>0.6%</b>	<b>6.4%</b>	<b>2.4%</b>	<b>8.8%</b>	<b>72.5%</b>	<b>27.5%</b>
Medical & Dental	0.0%	0.0%	0.0%	0.0%	0.0%	#DIV/0	#DIV/0
Nursing & Midwifery	0.0%	0.0%	0.0%	0.0%	0.0%		#DIV/0
Health & Social Care Professionals							
Management & Administrative	2.7%	0.3%	3.0%	0.1%	3.2%	95.3%	4.7%
General Support	5.2%	0.0%	5.2%	2.1%	7.3%	71.1%	28.9%
Patient & Client Care	6.0%	0.6%	6.6%	2.5%	9.1%	72.1%	27.9%

## March 2022

NAS Absence Rate - by Staff Category: Mar 2022	Certified absence	Self-certified absence	Non Covid-19 absence	Covid-19 absence	Total absence rate	% Non Covid-19 absence	% Covid-19 absence
<b>National Ambulance Service</b>	<b>4.8%</b>	<b>0.5%</b>	<b>5.3%</b>	<b>3.9%</b>	<b>9.3%</b>	<b>57.5%</b>	<b>42.5%</b>
Medical & Dental	0.0%	0.0%	0.0%	0.0%	0.0%	#DIV/0	#DIV/0
Nursing & Midwifery	0.0%	0.0%	0.0%	0.0%	0.0%		#DIV/0
Health & Social Care Professionals							
Management & Administrative	1.7%	0.1%	1.8%	1.3%	3.1%	59.6%	40.4%
General Support	0.2%	0.0%	0.2%	0.1%	0.2%	72.9%	27.1%
Patient & Client Care	6.8%	0.7%	7.5%	5.5%	13.0%	57.4%	42.6%

## April 2022

NAS Absence Rate - by Staff Category: Apr 2022	Certified absence	Self-certified absence	Non Covid-19 absence	Covid-19 absence	Total absence rate	% Non Covid-19 absence	% Covid-19 absence
<b>National Ambulance Service</b>	<b>6.8%</b>	<b>0.8%</b>	<b>7.6%</b>	<b>2.4%</b>	<b>10.0%</b>	<b>75.9%</b>	<b>24.1%</b>
Medical & Dental	0.0%	0.0%	0.0%	0.0%	0.0%	#DIV/0	#DIV/0
Nursing & Midwifery	0.0%	0.0%	0.0%	0.0%	0.0%		#DIV/0
Health & Social Care Professionals							
Management & Administrative	2.5%	0.1%	2.6%	0.7%	3.3%	77.7%	22.3%
General Support	2.5%	0.0%	2.5%	1.2%	3.7%	66.7%	33.3%
Patient & Client Care	7.0%	0.9%	7.8%	2.5%	10.3%	75.9%	24.1%

## May 2022

NAS Absence Rate - by Staff Category: May 2022	Certified absence	Self-certified absence	Non Covid-19 absence	Covid-19 absence	Total absence rate	% Non Covid-19 absence	% Covid-19 absence
<b>National Ambulance Service</b>	<b>6.8%</b>	<b>0.6%</b>	<b>7.4%</b>	<b>1.0%</b>	<b>8.4%</b>	<b>88.1%</b>	<b>11.9%</b>
Medical & Dental	0.0%	0.0%	0.0%	0.0%	0.0%	#DIV/0	#DIV/0
Nursing & Midwifery	0.0%	0.0%	0.0%	0.0%	0.0%		#DIV/0
Health & Social Care Professionals							
Management & Administrative	3.3%	0.1%	3.3%	0.0%	3.3%	100.0%	0.0%
General Support	1.4%	0.0%	1.4%	1.4%	2.8%	50.0%	50.0%
Patient & Client Care	7.0%	0.6%	7.7%	1.1%	8.7%	88.0%	12.0%

## June 2022

NAS Absence Rate - by Staff Category: Jun 2022	Certified absence	Self-certified absence	Non Covid-19 absence	Covid-19 absence	Total absence rate	% Non Covid-19 absence	% Covid-19 absence
<b>National Ambulance Service</b>	<b>6.6%</b>	<b>0.8%</b>	<b>7.3%</b>	<b>1.7%</b>	<b>9.0%</b>	<b>81.2%</b>	<b>18.8%</b>
Medical & Dental	0.0%	0.0%	0.0%	0.0%	0.0%	#DIV/0	#DIV/0
Nursing & Midwifery	0.0%	0.0%	0.0%	0.0%	0.0%		#DIV/0
Health & Social Care Professionals							
Management & Administrative	4.0%	0.2%	4.1%	0.3%	4.4%	93.6%	6.4%
General Support	0.2%	0.5%	0.8%	0.0%	0.8%	100.0%	0.0%
Patient & Client Care	6.8%	0.8%	7.6%	1.8%	9.4%	80.9%	19.1%

## July 2022

NAS Absence Rate - by Staff Category: Jul 2022	Certified absence	Self-certified absence	Non Covid-19 absence	Covid-19 absence	Total absence rate	% Non Covid-19 absence	% Covid-19 absence
<b>National Ambulance Service</b>	<b>7.1%</b>	<b>0.9%</b>	<b>7.9%</b>	<b>2.3%</b>	<b>10.2%</b>	<b>77.7%</b>	<b>22.3%</b>
Medical & Dental	0.0%	0.0%	0.0%	0.0%	0.0%	#DIV/0	#DIV/0
Nursing & Midwifery	7.1%	0.0%	7.1%	9.4%	16.5%	42.9%	57.1%
Health & Social Care Professionals							
Management & Administrative	3.1%	0.0%	3.1%	1.0%	4.1%	76.5%	23.5%
General Support	0.2%	0.3%	0.5%	0.0%	0.5%	100.0%	0.0%
Patient & Client Care	7.3%	0.9%	8.2%	2.4%	10.6%	77.7%	22.3%

## August 2022

NAS Absence Rate - by Staff Category: Aug 2022	Certified absence	Self-certified absence	Non Covid-19 absence	Covid-19 absence	Total absence rate	% Non Covid-19 absence	% Covid-19 absence
<b>National Ambulance Service</b>	<b>6.5%</b>	<b>0.7%</b>	<b>7.2%</b>	<b>0.8%</b>	<b>7.9%</b>	<b>90.4%</b>	<b>9.6%</b>
Medical & Dental	0.0%	0.0%	0.0%	0.0%	0.0%	#DIV/0	#DIV/0
Nursing & Midwifery	0.0%	0.0%	0.0%	0.0%	0.0%		#DIV/0
Health & Social Care Professionals							
Management & Administrative	3.6%	0.2%	3.7%	0.2%	3.9%	94.4%	5.6%
General Support	5.9%	0.0%	5.9%	0.0%	5.9%	100.0%	0.0%
Patient & Client Care	6.6%	0.7%	7.3%	0.8%	8.1%	90.3%	9.7%

## September 2022

NAS Absence Rate - by Staff Category: Sep 2022	Certified absence	Self-certified absence	Non Covid-19 absence	Covid-19 absence	Total absence rate	% Non Covid-19 absence	% Covid-19 absence
<b>National Ambulance Service</b>	<b>5.9%</b>	<b>0.8%</b>	<b>6.7%</b>	<b>0.8%</b>	<b>7.5%</b>	<b>88.8%</b>	<b>11.2%</b>
Medical & Dental	0.0%	0.0%	0.0%	0.0%	0.0%	#DIV/0	#DIV/0
Nursing & Midwifery	0.0%	0.0%	0.0%	0.0%	0.0%		#DIV/0
Health & Social Care Professionals							
Management & Administrative	3.8%	0.1%	3.9%	0.2%	4.1%	94.5%	5.5%
General Support	0.0%	0.0%	0.0%	0.0%	0.0%		
Patient & Client Care	6.1%	0.8%	6.9%	0.9%	7.8%	88.7%	11.3%