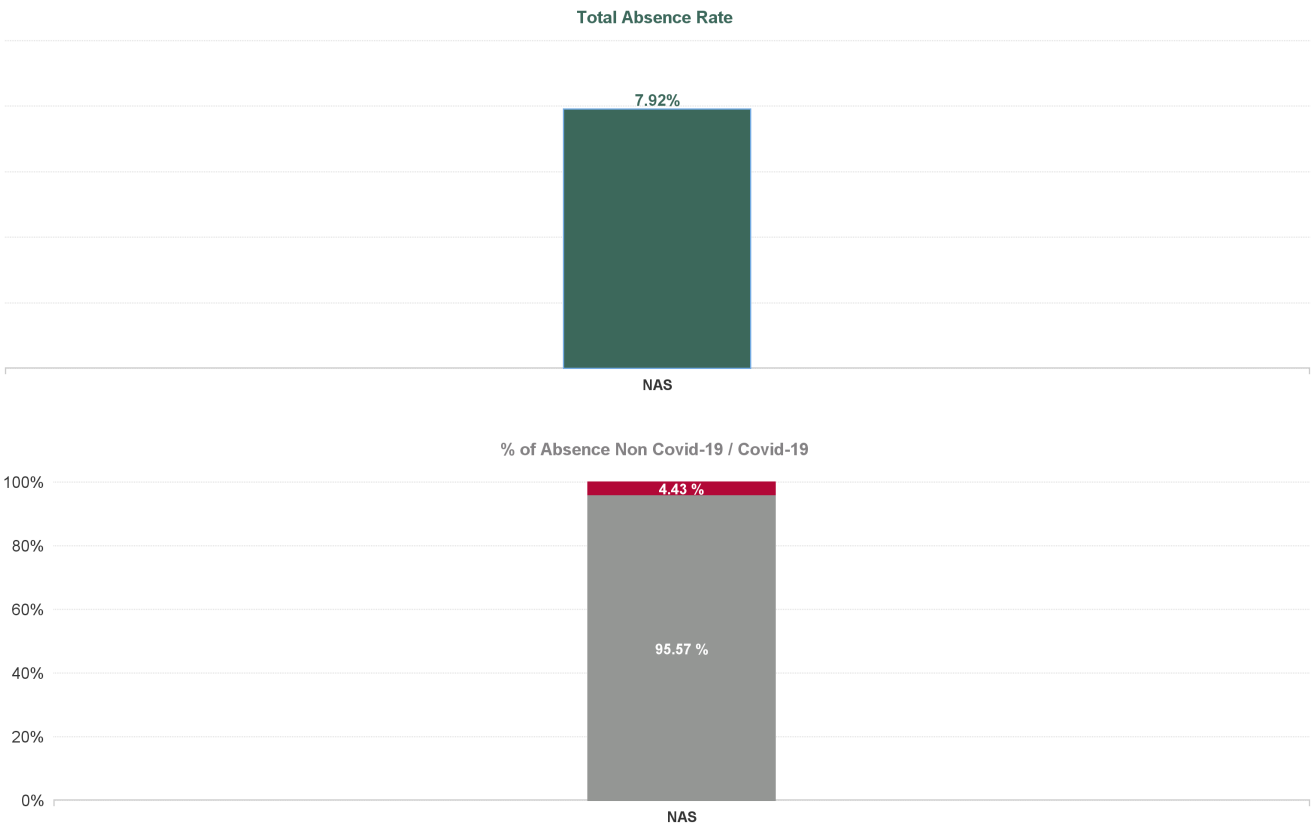


March 2024

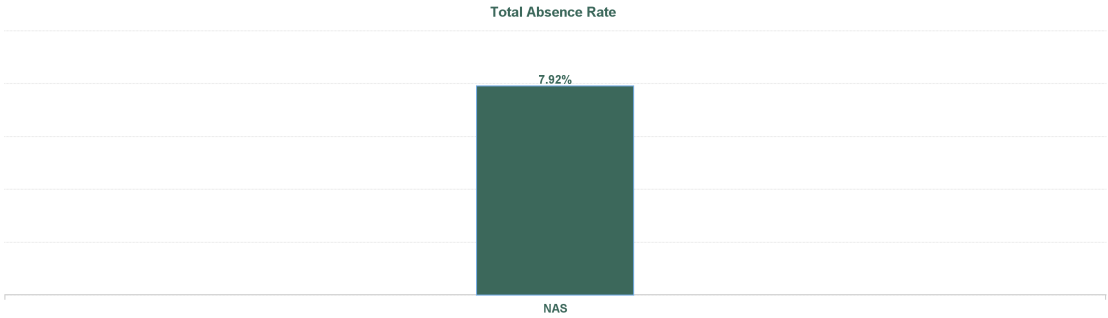
Health Service Absence Rate - by Staff Category: Mar 2024	Certified absence	Self- certified absence	Non Covid-19 absence	Covid-19 Absence	Total absence rate	% Non Covid-19 absence	% Covid-19 absence
NAS	6.77%	0.80%	7.57%	0.35%	7.92%	95.57%	4.43%
Medical & Dental	0.00%	0.00%	0.00%	0.00%	0.00%	#DIV/0	#DIV/0
Nursing & Midwifery	16.78%	0.00%	16.78%	0.00%	16.78%	100.00%	0.00%
Health & Social Care Professionals	4.87%	0.00%	4.87%	0.00%	4.87%	100.00%	0.00%
Management & Administrative	2.82%	0.21%	3.04%	0.06%	3.10%	98.00%	2.00%
General Support	37.21%	0.00%	37.21%	0.00%	37.21%	100.00%	0.00%
Patient & Client Care	6.99%	0.85%	7.84%	0.38%	8.22%	95.41%	4.59%

Health Service Absence Rate - by Hospital Group: Mar 2024	Certified absence	Self- certified absence	Non Covid-19 absence	Covid-19 Absence	Total absence rate	% Non Covid-19 absence	% Covid-19 absence
NAS	6.77%	0.80%	7.57%	0.35%	7.92%	95.57%	4.43%
National Ambulance Service	6.77%	0.80%	7.57%	0.35%	7.92%	95.57%	4.43%



March 2024

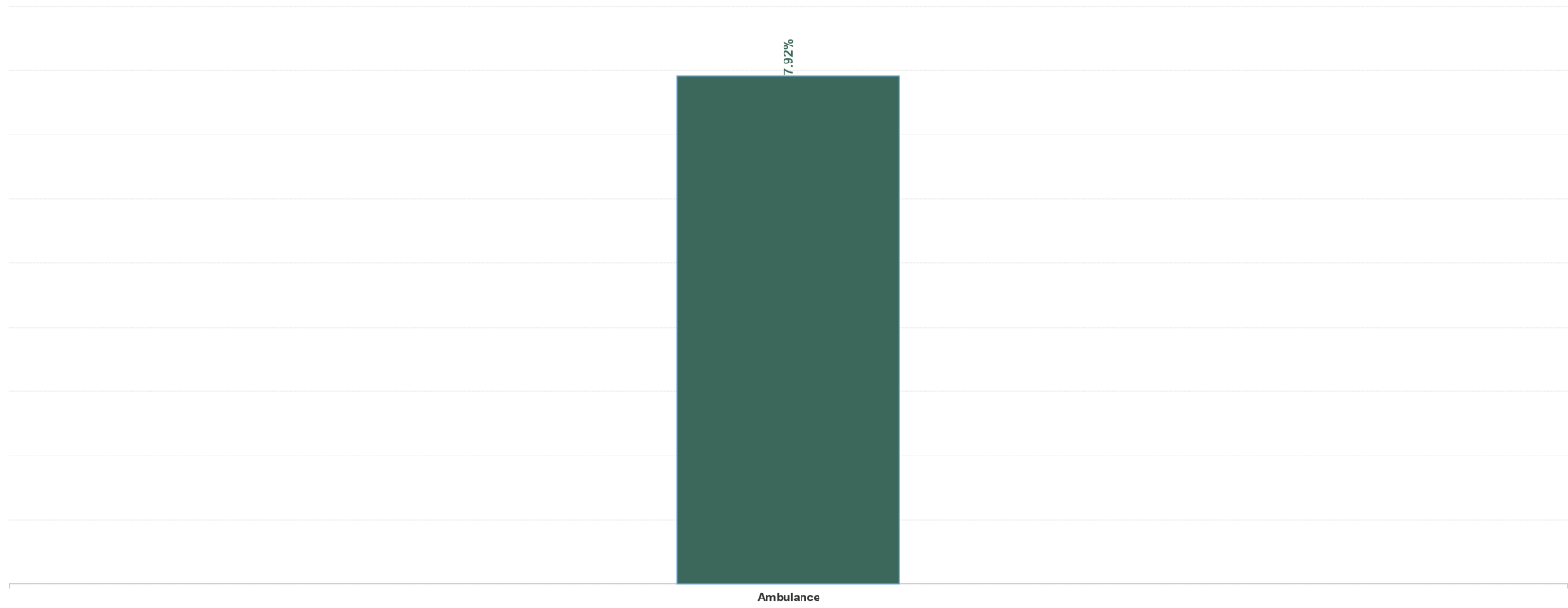
Health Service Absence Rate - by HG, CHO/Care Group & Staff Category : Mar 2024	Certified absence	Self-certified absence	Non Covid-19 absence	Covid-19 Absence	Total absence rate	Medical & Dental	Nursing & Midwifery	Health & Social Care Professionals	Management & Administrative	General Support	Patient & Client Care
NAS	6.77%	0.80%	7.57%	0.35%	7.92%	0.00%	16.78%	4.87%	3.10%	37.21%	8.22%
National Ambulance Service	6.77%	0.80%	7.57%	0.35%	7.92%	0.00%	16.78%	4.87%	3.10%	37.21%	8.22%



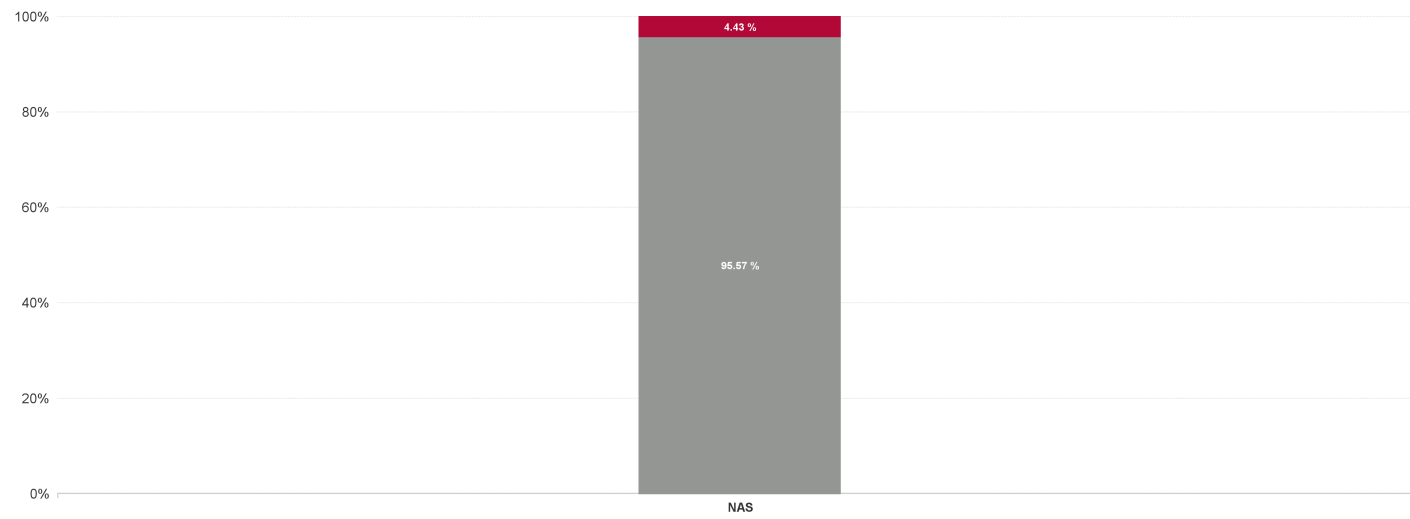
March 2024

Health Service Absence Rate - by HG, CHO/Care Group & Staff Category: Mar 2024	Certified absence	Self-certified absence	Non Covid-19 absence	Covid-19 Absence	Total absence rate	Medical & Dental	Nursing & Midwifery	Health & Social Care Professionals	Management & Administrative	General Support	Patient & Client Care
Total	6.77%	0.80%	7.57%	0.35%	7.92%	0.00%	16.78%	4.87%	3.10%	37.21%	8.22%
National Ambulance Service	6.77%	0.80%	7.57%	0.35%	7.92%	0.00%	16.78%	4.87%	3.10%	37.21%	8.22%
Acute Services	6.77%	0.80%	7.57%	0.35%	7.92%	0.00%	16.78%	4.87%	3.10%	37.21%	8.22%

Total Absence Rate



% of Absence Non Covid-19 / Covid-19

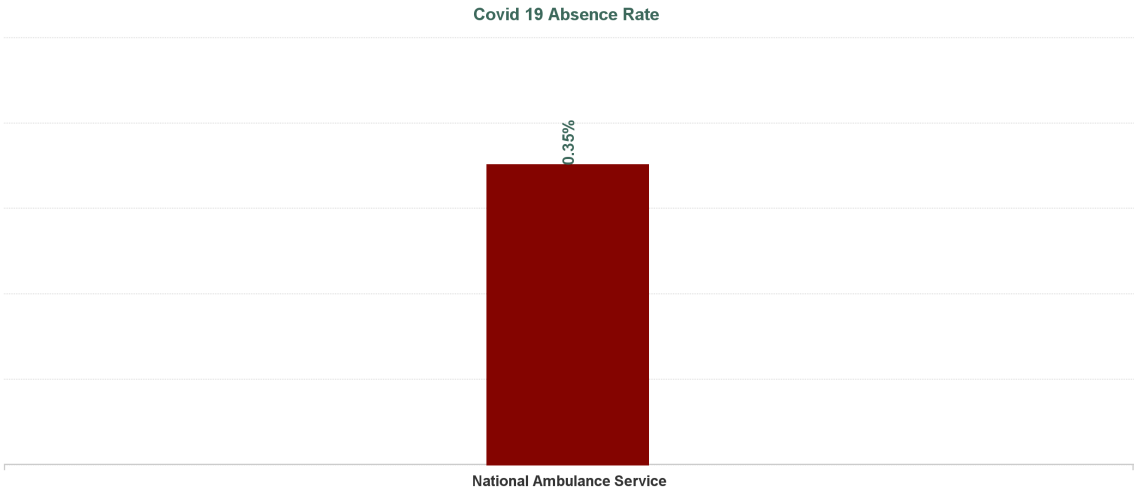


March 2024

Health Service Covid 19 Absence Rate - by Hospital & Staff Category: Mar 2024	Non Covid-19 absence	Covid-19 absence	Total absence rate	Medical & Dental	Nursing & Midwifery	Health & Social Care Professionals	Management & Administrative	General Support	Patient & Client Care
NAS	7.57%	0.35%	7.92%	0.00%	0.00%	0.00%	0.06%	0.00%	0.38%
National Ambulance Service	7.57%	0.35%	7.92%	0.00%	0.00%	0.00%	0.06%	0.00%	0.38%
Acute Services	7.57%	0.35%	7.92%	0.00%	0.00%	0.00%	0.06%	0.00%	0.38%

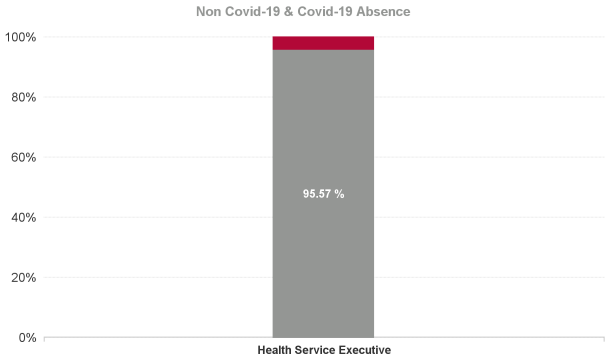
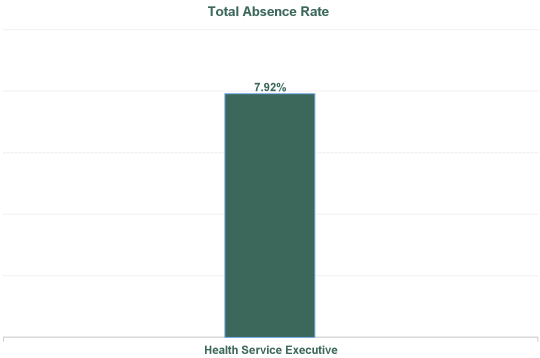
March 2024

Health Service Covid 19 Absence Rate - by Hospital & Staff Category: Mar 2024	Non Covid-19 absence	Covid-19 Absence	Total absence rate	Medical & Dental	Nursing & Midwifery	Health & Social Care Professionals	Management & Administrative	General Support	Patient & Client Care
NAS	7.57%	0.35%	7.92%	0.00%	0.00%	0.00%	0.06%	0.00%	0.38%
National Ambulance Service	7.57%	0.35%	7.92%	0.00%	0.00%	0.00%	0.06%	0.00%	0.38%
Acute Services	7.57%	0.35%	7.92%	0.00%	0.00%	0.00%	0.06%	0.00%	0.38%



March 2024

Health Service Absence Rate - by Admin : Mar 2024	Certified absence	Self-certified absence	Non Covid-19 absence	Covid-19 Absence	Total absence rate	Medical & Dental	Nursing & Midwifery	Health & Social Care Professionals	Management & Administrative	General Support	Patient & Client Care
Total	6.77%	0.80%	7.57%	0.35%	7.92%	0.00%	16.78%	4.87%	3.10%	37.21%	8.22%
Health Service Executive	6.77%	0.80%	7.57%	0.35%	7.92%	0.00%	16.78%	4.87%	3.10%	37.21%	8.22%



Health Service Absence Rate - by Staff Category: Mar 2024	Certified absence	Self- certified absence	Non Covid-19 absence	Covid-19 Absence	Total absence rate	% Non Covid-19 absence	% Covid-19 absence
<b>NAS</b>	<b>6.77%</b>	<b>0.80%</b>	<b>7.57%</b>	<b>0.35%</b>	<b>7.92%</b>	<b>95.57%</b>	<b>4.43%</b>
Medical & Dental	0.00%	0.00%	0.00%	0.00%	0.00%		
Nursing & Midwifery	16.78%	0.00%	16.78%	0.00%	16.78%	100.00%	0.00%
Health & Social Care Professionals	4.87%	0.00%	4.87%	0.00%	4.87%	100.00%	0.00%
Management & Administrative	2.82%	0.21%	3.04%	0.06%	3.10%	98.00%	2.00%
General Support	37.21%	0.00%	37.21%	0.00%	37.21%	100.00%	0.00%
Patient & Client Care	6.99%	0.85%	7.84%	0.38%	8.22%	95.41%	4.59%



	Certified absence	Self- certified absence	Non Covid-19 absence	Covid-19 Absence	Total absence rate	% Non Covid-19 absence	% Covid-19 absence

Year / Month	Certified absence	Self-certified absence	Non Covid-19 absence	Covid-19 Absence	Total absence rate	Medical & Dental	Nursing & Midwifery	Health & Social Care Professionals	Management & Administrative	General Support	Patient & Client Care
Mar 2024	6.77%	0.80%	7.57%	0.35%	7.92%	0.00%	16.78%	4.87%	3.10%	37.21%	8.22%
Feb 2024	6.35%	0.72%	7.07%	0.40%	7.47%	0.00%	24.84%	2.38%	2.43%	28.08%	7.83%
Jan 2024	6.71%	0.66%	7.37%	0.60%	7.97%	0.00%	6.22%	2.75%	2.87%	41.89%	8.36%
2024	6.61%	0.72%	7.34%	0.45%	7.79%	0.00%	16.34%	3.42%	2.80%	35.85%	8.14%
Dec 2023	7.70%	1.02%	8.72%	0.68%	9.40%	0.00%	7.29%	8.75%	5.53%	32.58%	9.64%
Nov 2023	6.31%	0.66%	6.97%	0.34%	7.31%	0.00%	0.00%	1.68%	4.14%	20.60%	7.59%
Oct 2023	6.14%	0.79%	6.92%	0.59%	7.52%	0.00%	3.58%	0.00%	5.36%	7.78%	7.70%
Sep 2023	6.00%	0.65%	6.65%	0.70%	7.35%	0.00%	0.00%	#DIV/0	4.64%	0.00%	7.57%
Aug 2023	6.06%	0.85%	6.92%	1.01%	7.93%	0.00%	0.00%	#DIV/0	3.94%	0.00%	8.24%
Jul 2023	5.89%	0.78%	6.66%	0.48%	7.14%	0.00%	5.45%	#DIV/0	3.12%	0.00%	7.43%
Jun 2023	5.01%	0.72%	5.73%	0.35%	6.08%	0.00%	0.00%	#DIV/0	1.18%	0.00%	6.44%
May 2023	5.26%	0.68%	5.94%	0.43%	6.38%	0.00%	0.00%	#DIV/0	3.16%	0.00%	6.63%
Apr 2023	5.69%	0.78%	6.47%	0.48%	6.95%	0.00%	0.00%	#DIV/0	3.24%	0.00%	7.19%
Mar 2023	5.66%	0.66%	6.31%	0.58%	6.89%	0.00%	0.00%	#DIV/0	3.09%	6.62%	7.15%
Feb 2023	6.14%	0.68%	6.82%	0.42%	7.24%	0.00%	0.00%	#DIV/0	2.58%	0.00%	7.53%
Jan 2023	6.08%	0.65%	6.73%	0.69%	7.42%	0.00%	0.00%	#DIV/0	1.84%	0.00%	7.78%
2023	6.00%	0.74%	6.74%	0.56%	7.31%	0.00%	1.25%	4.12%	3.58%	6.71%	7.58%
Dec 2022	7.48%	0.92%	8.40%	1.21%	9.61%	0.00%	9.69%	#DIV/0	2.61%	0.00%	9.99%
Nov 2022	6.47%	0.82%	7.29%	0.78%	8.07%	0.00%	0.00%	#DIV/0	5.57%	31.82%	8.20%
Oct 2022	5.93%	0.74%	6.68%	0.96%	7.63%	0.00%	0.00%	#DIV/0	4.09%	3.16%	7.88%
Sep 2022	5.92%	0.77%	6.69%	0.84%	7.53%	0.00%	0.00%	#DIV/0	4.08%	0.00%	7.77%
Aug 2022	6.49%	0.67%	7.16%	0.76%	7.92%	0.00%	0.00%	#DIV/0	3.93%	5.92%	8.13%
Jul 2022	7.08%	0.87%	7.94%	2.28%	10.23%	0.00%	16.47%	#DIV/0	4.08%	0.53%	10.60%
Jun 2022	6.58%	0.76%	7.34%	1.71%	9.05%	0.00%	0.00%	#DIV/0	4.41%	0.75%	9.37%
May 2022	6.81%	0.62%	7.43%	1.01%	8.43%	0.00%	0.00%	#DIV/0	3.35%	2.83%	8.74%
Apr 2022	6.76%	0.81%	7.57%	2.41%	9.98%	0.00%	0.00%	#DIV/0	3.32%	3.71%	10.34%
Mar 2022	4.84%	0.49%	5.33%	3.94%	9.27%	0.00%	0.00%	#DIV/0	3.10%	0.22%	12.98%
Feb 2022	5.81%	0.59%	6.40%	2.43%	8.82%	0.00%	0.00%	#DIV/0	3.18%	7.26%	9.11%
Jan 2022	5.48%	0.38%	5.86%	4.73%	10.59%	0.00%	0.00%	#DIV/0	2.93%	6.72%	11.04%
2022	6.23%	0.69%	6.91%	2.03%	8.95%	0.00%	1.87%	#DIV/0	3.71%	0.85%	9.54%
Dec 2021	6.82%	0.66%	7.48%	2.53%	10.01%	0.00%	44.03%	#DIV/0	3.08%	7.69%	10.33%
Nov 2021	6.90%	0.84%	7.74%	2.36%	10.09%	0.00%	24.45%	#DIV/0	6.08%	8.08%	10.30%
Oct 2021	6.47%	0.75%	7.22%	1.64%	8.86%	0.00%	0.00%	#DIV/0	5.19%	11.21%	9.00%
Sep 2021	6.23%	0.62%	6.86%	1.35%	8.20%	0.00%	0.00%	#DIV/0	3.11%	3.22%	8.49%
Aug 2021	6.35%	0.74%	7.08%	0.89%	7.97%	0.00%	0.00%	#DIV/0	2.20%	0.00%	8.29%
Jul 2021	5.94%	0.77%	6.72%	0.70%	7.42%	0.00%	0.00%	#DIV/0	3.08%	0.37%	7.67%
Jun 2021	4.89%	0.55%	5.44%	0.62%	6.06%	0.00%	0.00%	#DIV/0	2.59%	10.85%	6.23%
May 2021	4.09%	0.48%	4.57%	0.65%	5.23%	0.00%	0.00%	#DIV/0	3.55%	2.84%	5.32%
Apr 2021	3.63%	0.49%	4.12%	0.74%	4.86%	0.00%	12.87%	1.13%	1.65%	4.93%	6.12%
Mar 2021	3.51%	0.53%	4.04%	1.08%	5.12%	#DIV/0	#DIV/0	#DIV/0	2.43%	2.92%	5.50%
Feb 2021	3.99%	0.89%	4.89%	1.66%	6.55%	#DIV/0	#DIV/0	#DIV/0	1.46%	5.94%	6.91%
Jan 2021	4.24%	0.46%	4.70%	5.03%	9.74%	#DIV/0	#DIV/0	#DIV/0	2.99%	6.02%	10.56%
2021	5.36%	0.66%	6.02%	1.66%	7.68%	0.00%	14.18%	1.13%	2.97%	4.99%	8.07%

Year / Month	Certified absence	Self-certified absence	Non Covid-19 absence	Covid-19 Absence	Total absence rate	NAS	Acute Services
Mar 2024	6.77%	0.80%	7.57%	0.35%	7.92%	7.92%	7.92%
Feb 2024	6.35%	0.72%	7.07%	0.40%	7.47%	7.47%	7.47%
Jan 2024	6.71%	0.66%	7.37%	0.60%	7.97%	7.97%	7.97%
2024	6.61%	0.72%	7.34%	0.45%	7.79%	7.79%	7.79%
Dec 2023	7.70%	1.02%	8.72%	0.68%	9.40%	9.40%	9.40%
Nov 2023	6.31%	0.66%	6.97%	0.34%	7.31%	7.31%	7.31%
Oct 2023	6.14%	0.79%	6.92%	0.59%	7.52%	7.52%	7.52%
Sep 2023	6.00%	0.65%	6.65%	0.70%	7.35%	7.35%	7.35%
Aug 2023	6.06%	0.85%	6.92%	1.01%	7.93%	7.93%	7.93%
Jul 2023	5.89%	0.78%	6.66%	0.48%	7.14%	7.14%	7.14%
Jun 2023	5.01%	0.72%	5.73%	0.35%	6.08%	6.08%	6.08%
May 2023	5.26%	0.68%	5.94%	0.43%	6.38%	6.38%	6.38%
Apr 2023	5.69%	0.78%	6.47%	0.48%	6.95%	6.95%	6.95%
Mar 2023	5.66%	0.66%	6.31%	0.58%	6.89%	6.89%	6.89%
Feb 2023	6.14%	0.68%	6.82%	0.42%	7.24%	7.24%	7.24%
Jan 2023	6.08%	0.65%	6.73%	0.69%	7.42%	7.42%	7.42%
2023	6.00%	0.74%	6.74%	0.56%	7.31%	7.31%	7.31%
Dec 2022	7.48%	0.92%	8.40%	1.21%	9.61%	9.61%	9.61%
Nov 2022	6.47%	0.82%	7.29%	0.78%	8.07%	8.07%	8.07%
Oct 2022	5.93%	0.74%	6.68%	0.96%	7.63%	7.63%	7.63%
Sep 2022	5.92%	0.77%	6.69%	0.84%	7.53%	7.53%	7.53%
Aug 2022	6.49%	0.67%	7.16%	0.76%	7.92%	7.92%	7.92%
Jul 2022	7.08%	0.87%	7.94%	2.28%	10.23%	10.23%	10.23%
Jun 2022	6.58%	0.76%	7.34%	1.71%	9.05%	9.05%	9.05%
May 2022	6.81%	0.62%	7.43%	1.01%	8.43%	8.43%	8.43%
Apr 2022	6.76%	0.81%	7.57%	2.41%	9.98%	9.98%	9.98%
Mar 2022	4.84%	0.49%	5.33%	3.94%	9.27%	9.27%	9.27%
Feb 2022	5.81%	0.59%	6.40%	2.43%	8.82%	8.82%	8.82%
Jan 2022	5.48%	0.38%	5.86%	4.73%	10.59%	10.59%	10.59%
2022	6.23%	0.69%	6.91%	2.03%	8.95%	8.95%	8.95%
Dec 2021	6.82%	0.66%	7.48%	2.53%	10.01%	10.01%	10.01%
Nov 2021	6.90%	0.84%	7.74%	2.36%	10.09%	10.09%	10.09%
Oct 2021	6.47%	0.75%	7.22%	1.64%	8.86%	8.86%	8.86%
Sep 2021	6.23%	0.62%	6.86%	1.35%	8.20%	8.20%	8.20%
Aug 2021	6.35%	0.74%	7.08%	0.89%	7.97%	7.97%	7.97%
Jul 2021	5.94%	0.77%	6.72%	0.70%	7.42%	7.42%	7.42%
Jun 2021	4.89%	0.55%	5.44%	0.62%	6.06%	6.06%	6.06%
May 2021	4.09%	0.48%	4.57%	0.65%	5.23%	5.23%	5.23%
Apr 2021	3.63%	0.49%	4.12%	0.74%	4.86%	4.86%	4.86%
Mar 2021	3.51%	0.53%	4.04%	1.08%	5.12%	5.12%	5.12%
Feb 2021	3.99%	0.89%	4.89%	1.66%	6.55%	6.55%	6.55%
Jan 2021	4.24%	0.46%	4.70%	5.03%	9.74%	9.74%	9.74%
2021	5.36%	0.66%	6.02%	1.66%	7.68%	7.68%	7.68%

