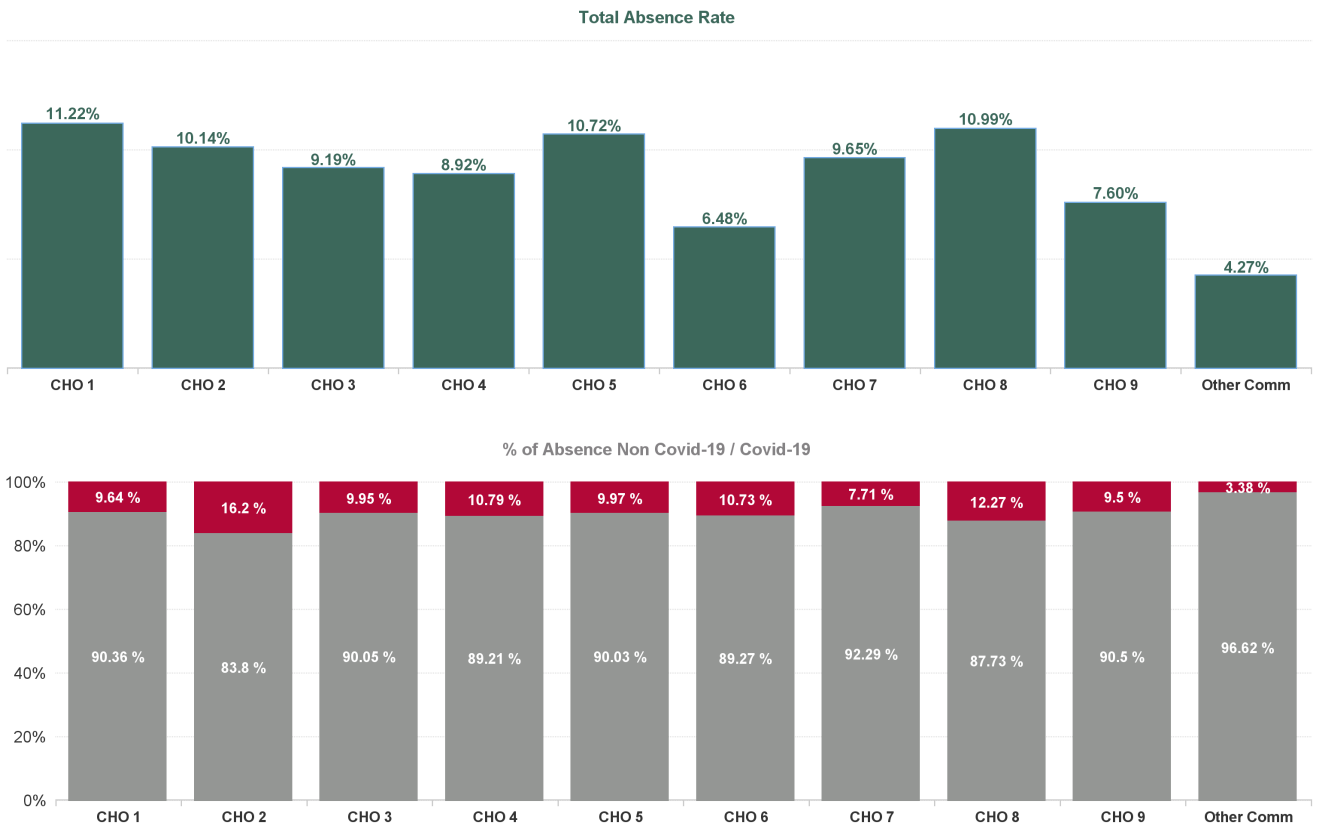


August 2024

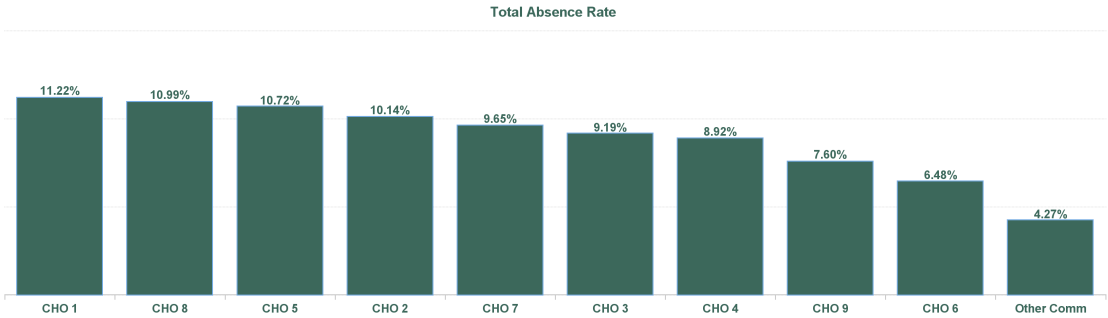
Health Service Absence Rate - by Staff Category: Aug 2024	Certified absence	Self-certified absence	Non Covid-19 absence	Covid-19 Absence	Total absence rate	% Non Covid-19 absence	% Covid-19 absence
Older People	7.81%	0.64%	8.45%	1.03%	9.48%	89.14%	10.86%
Medical & Dental	1.42%	0.19%	1.61%	0.37%	1.98%	81.37%	18.63%
Nursing & Midwifery	7.18%	0.76%	7.95%	1.05%	9.00%	88.29%	11.71%
Health & Social Care Professionals	4.27%	0.49%	4.76%	0.86%	5.62%	84.73%	15.27%
Management & Administrative	5.34%	0.34%	5.68%	0.75%	6.42%	88.40%	11.60%
General Support	9.13%	0.38%	9.51%	0.80%	10.32%	92.21%	7.79%
Patient & Client Care	9.02%	0.68%	9.70%	1.14%	10.85%	89.46%	10.54%

Health Service Absence Rate - by Hospital Group: Aug 2024	Certified absence	Self-certified absence	Non Covid-19 absence	Covid-19 Absence	Total absence rate	% Non Covid-19 absence	% Covid-19 absence
Older People	7.81%	0.64%	8.45%	1.03%	9.48%	89.14%	10.86%
CHO 1	9.44%	0.70%	10.14%	1.08%	11.22%	90.36%	9.64%
CHO 2	7.85%	0.65%	8.49%	1.64%	10.14%	83.80%	16.20%
CHO 3	7.81%	0.46%	8.27%	0.91%	9.19%	90.05%	9.95%
CHO 4	7.35%	0.61%	7.96%	0.96%	8.92%	89.21%	10.79%
CHO 5	8.96%	0.69%	9.65%	1.07%	10.72%	90.03%	9.97%
CHO 6	5.23%	0.56%	5.79%	0.70%	6.48%	89.27%	10.73%
CHO 7	8.18%	0.72%	8.90%	0.74%	9.65%	92.29%	7.71%
CHO 8	9.05%	0.59%	9.64%	1.35%	10.99%	87.73%	12.27%
CHO 9	6.02%	0.86%	6.88%	0.72%	7.60%	90.50%	9.50%
Other Community Services	3.93%	0.19%	4.12%	0.14%	4.27%	96.62%	3.38%



August 2024

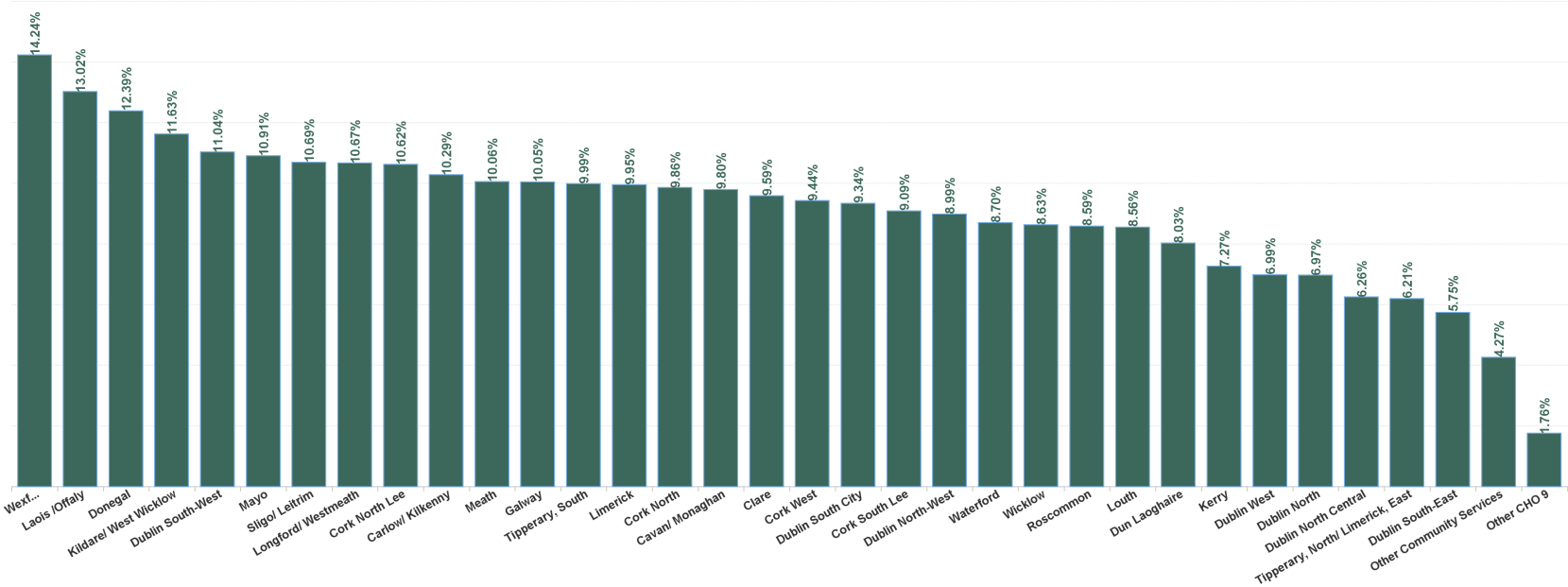
Health Service Absence Rate - by HG, CHO/Care Group & Staff Category : Aug 2024	Certified absence	Self-certified absence	Non Covid-19 absence	Covid-19 Absence	Total absence rate	Medical & Dental	Nursing & Midwifery	Health & Social Care Professionals	Management & Administrative	General Support	Patient & Client Care
Older People	7.81%	0.64%	8.45%	1.03%	9.48%	1.98%	9.00%	5.62%	6.42%	10.32%	10.85%
CHO 1	9.44%	0.70%	10.14%	1.08%	11.22%	0.00%	10.97%	3.99%	8.73%	13.14%	12.13%
CHO 2	7.85%	0.65%	8.49%	1.64%	10.14%	0.00%	9.66%	10.42%	6.90%	11.60%	10.76%
CHO 3	7.81%	0.46%	8.27%	0.91%	9.19%	0.43%	7.96%	7.97%	12.73%	9.94%	9.79%
CHO 4	7.35%	0.61%	7.96%	0.96%	8.92%	0.00%	8.50%	14.01%	3.94%	11.13%	10.02%
CHO 5	8.96%	0.69%	9.65%	1.07%	10.72%	8.53%	11.59%	4.39%	7.81%	15.86%	10.36%
CHO 6	5.23%	0.56%	5.79%	0.70%	6.48%	0.00%	5.30%	2.77%	3.06%	6.86%	9.22%
CHO 7	8.18%	0.72%	8.90%	0.74%	9.65%	0.00%	8.67%	4.80%	5.98%	8.72%	11.54%
CHO 8	9.05%	0.59%	9.64%	1.35%	10.99%	0.00%	9.17%	2.31%	5.85%	7.54%	13.99%
CHO 9	6.02%	0.86%	6.88%	0.72%	7.60%	4.72%	7.99%	4.71%	6.63%	9.69%	7.77%
Other Community Services	3.93%	0.19%	4.12%	0.14%	4.27%		0.00%	0.00%	4.48%		0.00%



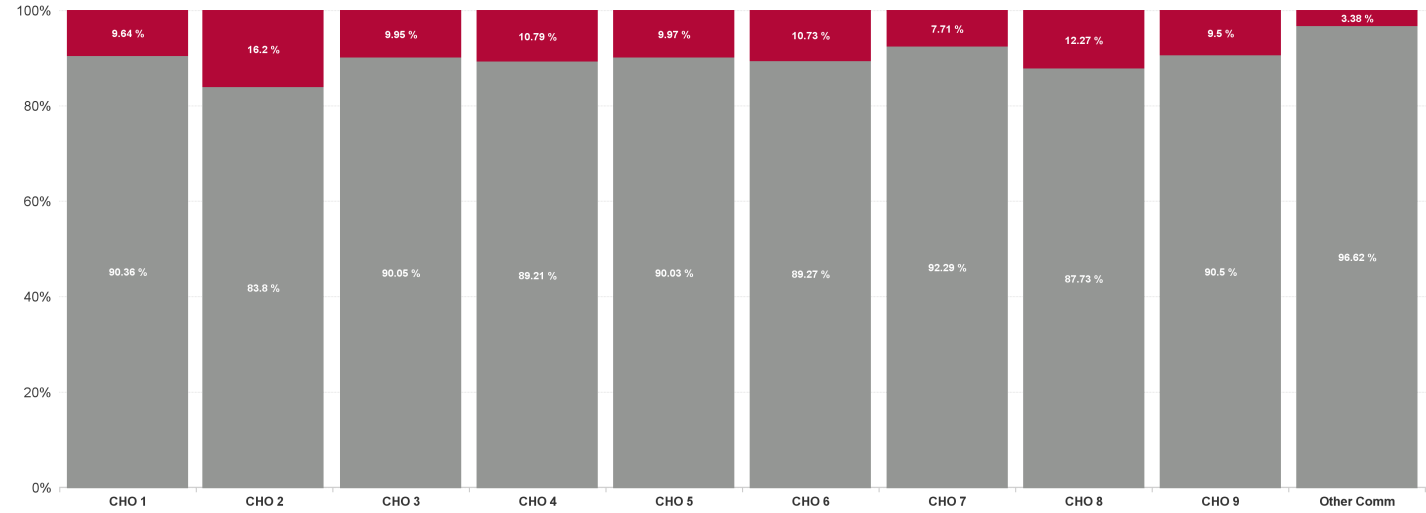
August 2024

Health Service Absence Rate - by HG, CHO/Care Group & Staff Category: Aug 2024	Certified absence	Self- certified absence	Non Covid-19 absence	Covid-19 Absence	Total absence rate	Medical & Dental	Nursing & Midwifery	Health & Social Care Professionals	Management & Administrative	General Support	Patient & Client Care
Total	7.81%	0.64%	8.45%	1.03%	9.48%	1.98%	9.00%	5.62%	6.42%	10.32%	10.85%
Cavan/ Monaghan	8.26%	0.74%	9.00%	0.79%	9.80%	0.00%	10.47%	4.06%	5.24%	5.20%	10.90%
Donegal	9.97%	0.66%	10.62%	1.77%	12.39%	0.00%	12.85%	9.10%	4.41%	16.80%	13.16%
Sligo/ Leitrim	9.63%	0.73%	10.36%	0.33%	10.69%	0.00%	8.40%	0.57%	16.78%	12.98%	11.58%
CHO 1	9.44%	0.70%	10.14%	1.08%	11.22%	0.00%	10.97%	3.99%	8.73%	13.14%	12.13%
Galway	7.87%	0.71%	8.58%	1.47%	10.05%	0.00%	9.08%	9.28%	3.76%	17.85%	10.79%
Mayo	7.85%	0.69%	8.54%	2.37%	10.91%	0.00%	12.47%	12.19%	9.66%	5.02%	10.53%
Roscommon	7.79%	0.41%	8.20%	0.39%	8.59%		3.99%	9.41%	11.26%	9.01%	11.17%
CHO 2	7.85%	0.65%	8.49%	1.64%	10.14%	0.00%	9.66%	10.42%	6.90%	11.60%	10.76%
Clare	7.62%	0.57%	8.19%	1.41%	9.59%	0.00%	10.14%	6.06%	5.66%	13.18%	10.05%
Limerick	8.97%	0.32%	9.29%	0.66%	9.95%	0.00%	7.52%	9.23%	18.15%	10.80%	10.96%
Tipperary, North/ Limerick, East	4.73%	0.69%	5.42%	0.79%	6.21%	3.11%	4.81%	3.30%	17.65%	1.62%	6.45%
CHO 3	7.81%	0.46%	8.27%	0.91%	9.19%	0.43%	7.96%	7.97%	12.73%	9.94%	9.79%
Cork North	8.29%	0.35%	8.64%	1.22%	9.86%	0.00%	9.73%	5.62%	2.96%	40.18%	10.36%
Cork North Lee	9.53%	0.62%	10.15%	0.47%	10.62%	0.00%	9.98%	0.00%	0.26%	7.42%	13.40%
Cork South Lee	7.16%	0.84%	8.00%	1.09%	9.09%	0.00%	9.30%	14.97%	8.26%	10.11%	8.87%
Cork West	7.10%	0.64%	7.74%	1.70%	9.44%	0.00%	6.63%	0.00%	2.54%	15.02%	11.72%
Kerry	6.48%	0.36%	6.84%	0.43%	7.27%	0.00%	7.30%	20.48%	1.79%	9.08%	8.19%
CHO 4	7.35%	0.61%	7.96%	0.96%	8.92%	0.00%	8.50%	14.01%	3.94%	11.13%	10.02%
Carlow/ Kilkenny	7.95%	0.60%	8.55%	1.74%	10.29%	0.00%	7.65%	10.02%	3.03%	8.71%	14.29%
Tipperary, South	7.88%	1.04%	8.92%	1.07%	9.99%	38.60%	11.09%	0.00%	12.55%	8.11%	8.66%
Waterford	7.62%	0.34%	7.96%	0.74%	8.70%	0.00%	10.26%	3.63%	7.29%	19.77%	7.68%
Wexford	12.52%	0.96%	13.48%	0.76%	14.24%	0.00%	17.11%	3.37%	10.02%	22.39%	10.82%
CHO 5	8.96%	0.69%	9.65%	1.07%	10.72%	8.53%	11.59%	4.39%	7.81%	15.86%	10.36%
Dublin South-East	4.68%	0.48%	5.15%	0.59%	5.75%	0.00%	5.46%	2.45%	4.57%	7.43%	6.51%
Dun Laoghaire	6.90%	0.82%	7.73%	0.30%	8.03%		6.57%	0.00%	0.00%	0.69%	16.78%
Wicklow	6.63%	0.77%	7.40%	1.23%	8.63%	0.00%	4.03%	8.65%	1.31%	5.22%	14.03%
CHO 6	5.23%	0.56%	5.79%	0.70%	6.48%	0.00%	5.30%	2.77%	3.06%	6.86%	9.22%
Dublin South City	7.37%	0.88%	8.24%	1.10%	9.34%	0.00%	7.29%	3.50%	0.00%	19.78%	8.17%
Dublin South-West	7.26%	0.75%	8.01%	3.03%	11.04%		11.63%	7.84%	4.07%	9.54%	15.03%
Dublin West	6.19%	0.60%	6.79%	0.20%	6.99%	0.00%	4.55%	0.00%	4.85%	6.69%	9.81%
Kildare/ West Wicklow	10.46%	0.76%	11.21%	0.42%	11.63%	0.00%	12.05%	14.58%	8.06%	2.10%	13.03%
CHO 7	8.18%	0.72%	8.90%	0.74%	9.65%	0.00%	8.67%	4.80%	5.98%	8.72%	11.54%
Laois /Offaly	10.95%	0.47%	11.41%	1.61%	13.02%	0.00%	10.71%	0.00%	2.29%	12.33%	16.15%
Longford/ Westmeath	9.05%	0.55%	9.60%	1.07%	10.67%	0.00%	8.38%	5.35%	9.95%	5.79%	13.37%
Louth	6.62%	0.67%	7.29%	1.27%	8.56%		8.10%	1.27%	0.00%	0.60%	11.48%
Meath	7.86%	0.87%	8.73%	1.33%	10.06%	0.00%	8.29%	0.00%	7.41%	5.16%	12.91%
CHO 8	9.05%	0.59%	9.64%	1.35%	10.99%	0.00%	9.17%	2.31%	5.85%	7.54%	13.99%
Dublin North	5.24%	1.19%	6.43%	0.55%	6.97%		8.33%	2.37%	3.17%	26.50%	1.10%
Dublin North Central	4.53%	0.86%	5.39%	0.88%	6.26%	11.46%	5.51%	3.80%	8.68%	5.69%	7.42%
Dublin North-West	7.57%	0.82%	8.38%	0.61%	8.99%	0.81%	9.84%	6.60%	6.52%	10.84%	9.03%
Other CHO 9	0.00%	0.44%	0.44%	1.32%	1.76%		0.00%		2.11%		
CHO 9	6.02%	0.86%	6.88%	0.72%	7.60%	4.72%	7.99%	4.71%	6.63%	9.69%	7.77%
Other Community Services	3.93%	0.19%	4.12%	0.14%	4.27%		0.00%	0.00%	4.48%		0.00%
Other Community Services	3.93%	0.19%	4.12%	0.14%	4.27%		0.00%	0.00%	4.48%		0.00%
Community Services	7.81%	0.64%	8.45%	1.03%	9.48%	1.98%	9.00%	5.62%	6.42%	10.32%	10.85%

Total Absence Rate



% of Absence Non Covid-19 / Covid-19



## August 2024

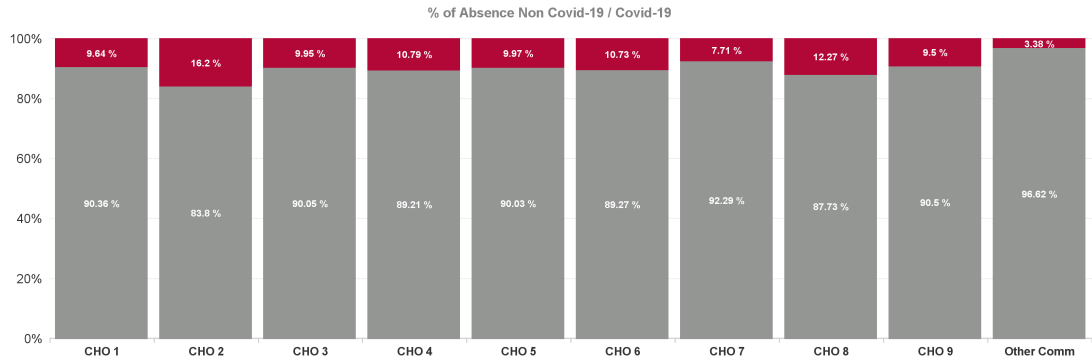
Health Service Covid 19 Absence Rate - by Hospital & Staff Category: Aug 2024	Non Covid-19 absence	Covid-19 absence	Total absence rate	Medical & Dental	Nursing & Midwifery	Health & Social Care Professionals	Management & Administrative	General Support	Patient & Client Care
<b>Older People</b>	<b>8.45%</b>	<b>1.03%</b>	<b>9.48%</b>	<b>0.37%</b>	<b>1.05%</b>	<b>0.86%</b>	<b>0.75%</b>	<b>0.80%</b>	<b>1.14%</b>
Cavan/ Monaghan	9.00%	0.79%	9.80%	0.00%	0.73%	0.00%	1.43%	0.00%	0.82%
Donegal	10.62%	1.77%	12.39%	0.00%	1.64%	0.00%	1.08%	1.22%	2.16%
Sligo/ Leitrim	10.36%	0.33%	10.69%	0.00%	0.30%	0.00%	0.85%	0.23%	0.34%
<b>CHO 1</b>	<b>10.14%</b>	<b>1.08%</b>	<b>11.22%</b>	<b>0.00%</b>	<b>1.03%</b>	<b>0.00%</b>	<b>1.11%</b>	<b>0.48%</b>	<b>1.33%</b>
Galway	8.58%	1.47%	10.05%	0.00%	1.92%	1.32%	1.08%	0.37%	1.43%
Mayo	8.54%	2.37%	10.91%	0.00%	3.73%	1.71%	2.80%	5.02%	1.24%
Roscommon	8.20%	0.39%	8.59%		0.00%	0.00%	0.00%	0.90%	0.57%
<b>CHO 2</b>	<b>8.49%</b>	<b>1.64%</b>	<b>10.14%</b>	<b>0.00%</b>	<b>2.38%</b>	<b>1.32%</b>	<b>1.66%</b>	<b>1.81%</b>	<b>1.20%</b>
Clare	8.19%	1.41%	9.59%	0.00%	1.54%	1.59%	0.58%	2.80%	1.26%
Limerick	9.29%	0.66%	9.95%	0.00%	0.56%	1.95%	1.65%	0.88%	0.39%
Tipperary, North/ Limerick, East	5.42%	0.79%	6.21%	0.00%	1.25%	0.00%	0.00%	0.81%	0.61%
<b>CHO 3</b>	<b>8.27%</b>	<b>0.91%</b>	<b>9.19%</b>	<b>0.00%</b>	<b>1.00%</b>	<b>1.71%</b>	<b>0.94%</b>	<b>1.36%</b>	<b>0.68%</b>
Cork North	8.64%	1.22%	9.86%	0.00%	1.96%	5.62%	0.00%	5.88%	0.67%
Cork North Lee	10.15%	0.47%	10.62%	0.00%	0.35%	0.00%	0.00%	0.00%	0.68%
Cork South Lee	8.00%	1.09%	9.09%	0.00%	0.42%	1.69%	0.99%	1.41%	1.65%
Cork West	7.74%	1.70%	9.44%	0.00%	1.25%	0.00%	0.00%	0.73%	2.32%
Kerry	6.84%	0.43%	7.27%	0.00%	0.24%	0.00%	0.96%	0.49%	0.44%
<b>CHO 4</b>	<b>7.96%</b>	<b>0.96%</b>	<b>8.92%</b>	<b>0.00%</b>	<b>0.66%</b>	<b>1.29%</b>	<b>0.68%</b>	<b>0.94%</b>	<b>1.28%</b>
Carlow/ Kilkenny	8.55%	1.74%	10.29%	0.00%	2.57%	0.00%	1.69%	0.00%	1.52%
Tipperary, South	8.92%	1.07%	9.99%	0.00%	1.62%	0.00%	0.00%	0.00%	1.09%
Waterford	7.96%	0.74%	8.70%	0.00%	0.79%	0.00%	1.84%	0.00%	0.69%
Wexford	13.48%	0.76%	14.24%	0.00%	1.06%	1.53%	0.00%	0.00%	0.67%
<b>CHO 5</b>	<b>9.65%</b>	<b>1.07%</b>	<b>10.72%</b>	<b>0.00%</b>	<b>1.44%</b>	<b>0.32%</b>	<b>1.00%</b>	<b>0.00%</b>	<b>0.99%</b>
Dublin South-East	5.15%	0.59%	5.75%	0.00%	0.71%	0.09%	0.00%	0.60%	0.73%
Dun Laoghaire	7.73%	0.30%	8.03%		0.83%	0.00%	0.00%	0.00%	0.00%
Wicklow	7.40%	1.23%	8.63%	0.00%	0.57%	2.59%	0.56%	4.15%	1.35%
<b>CHO 6</b>	<b>5.79%</b>	<b>0.70%</b>	<b>6.48%</b>	<b>0.00%</b>	<b>0.70%</b>	<b>0.28%</b>	<b>0.18%</b>	<b>0.88%</b>	<b>0.84%</b>
Dublin South City	8.24%	1.10%	9.34%	0.00%	1.52%	0.00%	0.00%	1.30%	0.85%
Dublin South-West	8.01%	3.03%	11.04%		3.07%	3.14%	1.10%	0.00%	5.28%
Dublin West	6.79%	0.20%	6.99%	0.00%	0.28%	0.00%	1.92%	0.26%	0.06%
Kildare/ West Wicklow	11.21%	0.42%	11.63%	0.00%	0.57%	0.00%	0.00%	1.65%	0.26%
<b>CHO 7</b>	<b>8.90%</b>	<b>0.74%</b>	<b>9.65%</b>	<b>0.00%</b>	<b>0.95%</b>	<b>0.41%</b>	<b>0.52%</b>	<b>0.70%</b>	<b>0.65%</b>
Laois /Offaly	11.41%	1.61%	13.02%	0.00%	0.80%	0.00%	0.66%	0.75%	2.36%
Longford/ Westmeath	9.60%	1.07%	10.67%	0.00%	0.83%	3.25%	0.90%	0.00%	1.22%
Louth	7.29%	1.27%	8.56%		0.54%	1.27%	0.00%	0.00%	2.12%
Meath	8.73%	1.33%	10.06%	0.00%	1.22%	0.00%	0.00%	2.20%	1.59%
<b>CHO 8</b>	<b>9.64%</b>	<b>1.35%</b>	<b>10.99%</b>	<b>0.00%</b>	<b>0.82%</b>	<b>1.52%</b>	<b>0.57%</b>	<b>0.60%</b>	<b>1.90%</b>
Dublin North	6.43%	0.55%	6.97%		0.55%	0.00%	0.00%	0.00%	1.10%
Dublin North Central	5.39%	0.88%	6.26%	5.37%	0.30%	1.28%	0.26%	1.24%	1.03%
Dublin North-West	8.38%	0.61%	8.99%	0.00%	0.85%	0.86%	1.24%	0.00%	0.45%

Other CHO 9	0.44%	1.32%	1.76%
CHO 9	6.88%	0.72%	7.60%
Other Community Services	4.12%	0.14%	4.27%
Other Community Services	4.12%	0.14%	4.27%
Community Services	8.45%	1.03%	9.48%

	0.00%		1.58%		
1.97%	0.61%	1.05%	0.70%	0.54%	0.73%
	0.00%	0.00%	0.15%		0.00%
	0.00%	0.00%	0.15%		0.00%
0.37%	1.05%	0.86%	0.75%	0.80%	1.14%

August 2024

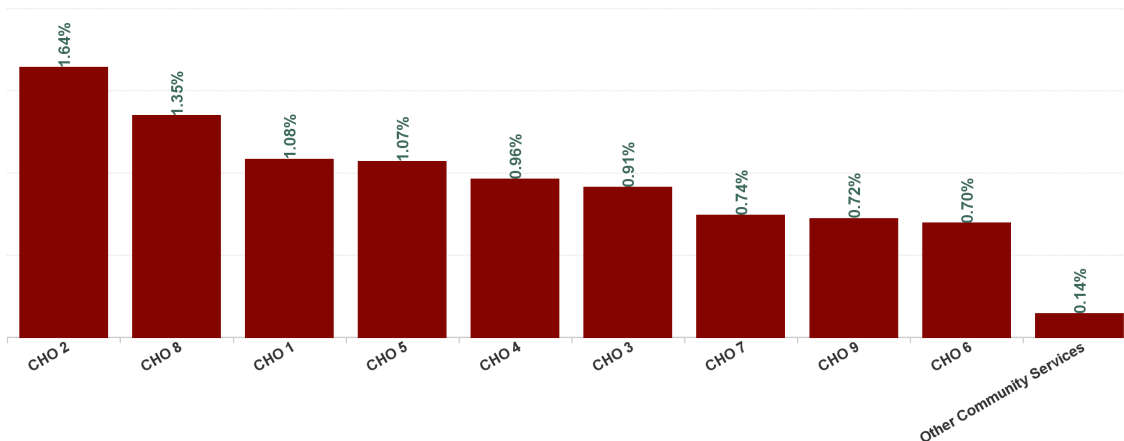
Health Service Absence Rate - by HG, CHO/Care Group & Staff Category: Aug 2024	Certified absence	Self-certified absence	Non Covid-19 absence	Covid-19 Absence	Total absence rate	Medical & Dental	Nursing & Midwifery	Health & Social Care Professionals	Management & Administrative	General Support	Patient & Client Care
Total	7.81%	0.64%	8.45%	1.03%	9.48%	1.98%	9.00%	5.62%	6.42%	10.32%	10.85%
Health Service Executive	9.44%	0.70%	10.14%	1.08%	11.22%	0.00%	10.97%	3.99%	8.73%	13.14%	12.13%
CHO 1	9.44%	0.70%	10.14%	1.08%	11.22%	0.00%	10.97%	3.99%	8.73%	13.14%	12.13%
Health Service Executive	7.85%	0.65%	8.49%	1.64%	10.14%	0.00%	9.66%	10.42%	6.90%	11.60%	10.76%
CHO 2	7.85%	0.65%	8.49%	1.64%	10.14%	0.00%	9.66%	10.42%	6.90%	11.60%	10.76%
Health Service Executive	8.19%	0.51%	8.70%	1.00%	9.71%	0.43%	8.50%	7.97%	12.88%	11.08%	10.30%
Section 38 Voluntary Agencies	3.95%	0.00%	3.95%	0.00%	3.95%		2.90%		0.00%	0.00%	5.65%
CHO 3	7.81%	0.46%	8.27%	0.91%	9.19%	0.43%	7.96%	7.97%	12.73%	9.94%	9.79%
Health Service Executive	7.62%	0.61%	8.23%	0.97%	9.19%	0.00%	8.86%	14.01%	3.94%	11.13%	10.37%
Section 38 Voluntary Agencies	0.62%	0.62%	1.23%	0.89%	2.12%	0.00%	1.80%				2.44%
CHO 4	7.35%	0.61%	7.96%	0.96%	8.92%	0.00%	8.50%	14.01%	3.94%	11.13%	10.02%
Health Service Executive	8.96%	0.69%	9.65%	1.07%	10.72%	8.53%	11.59%	4.39%	7.81%	15.86%	10.36%
CHO 5	8.96%	0.69%	9.65%	1.07%	10.72%	8.53%	11.59%	4.39%	7.81%	15.86%	10.36%
Health Service Executive	7.42%	0.76%	8.18%	1.01%	9.18%	0.00%	6.70%	3.36%	4.04%	7.68%	14.15%
Section 38 Voluntary Agencies	3.61%	0.41%	4.02%	0.47%	4.49%	0.00%	3.98%	2.62%	2.06%	6.52%	5.14%
CHO 6	5.23%	0.56%	5.79%	0.70%	6.48%	0.00%	5.30%	2.77%	3.06%	6.86%	9.22%
Health Service Executive	8.18%	0.72%	8.90%	0.74%	9.65%	0.00%	8.67%	4.80%	5.98%	8.72%	11.54%
CHO 7	8.18%	0.72%	8.90%	0.74%	9.65%	0.00%	8.67%	4.80%	5.98%	8.72%	11.54%
Health Service Executive	9.05%	0.59%	9.64%	1.35%	10.99%	0.00%	9.17%	2.31%	5.85%	7.54%	13.99%
CHO 8	9.05%	0.59%	9.64%	1.35%	10.99%	0.00%	9.17%	2.31%	5.85%	7.54%	13.99%
Health Service Executive	7.11%	0.90%	8.00%	0.65%	8.65%	0.78%	8.76%	6.60%	5.50%	12.61%	8.99%
Section 38 Voluntary Agencies	3.13%	0.76%	3.89%	0.92%	4.81%	12.16%	5.60%	2.28%	10.50%	3.18%	3.98%
CHO 9	6.02%	0.86%	6.88%	0.72%	7.60%	4.72%	7.99%	4.71%	6.63%	9.69%	7.77%
Health Service Executive	3.93%	0.19%	4.12%	0.14%	4.27%		0.00%	0.00%	4.48%		0.00%
Other Community Services	3.93%	0.19%	4.12%	0.14%	4.27%		0.00%	0.00%	4.48%		0.00%
Community Services	7.81%	0.64%	8.45%	1.03%	9.48%	1.98%	9.00%	5.62%	6.42%	10.32%	10.85%



## August 2024

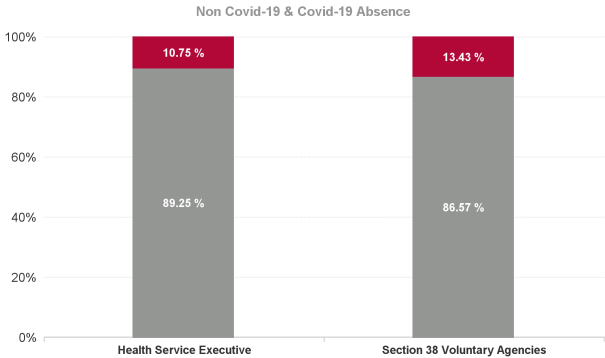
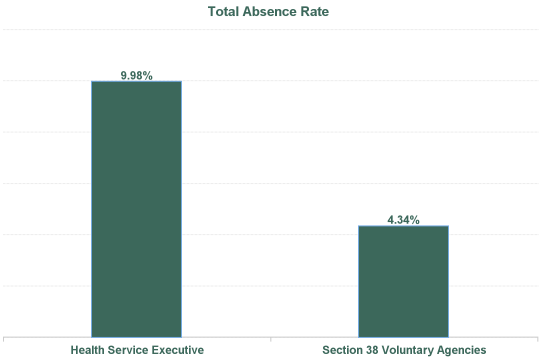
Health Service Covid 19 Absence Rate - by Hospital & Staff Category: Aug 2024	Non Covid-19 absence	Covid-19 Absence	Total absence rate	Medical & Dental	Nursing & Midwifery	Health & Social Care Professionals	Management & Administrative	General Support	Patient & Client Care
<b>Older People</b>	<b>8.45%</b>	<b>1.03%</b>	<b>9.48%</b>	<b>0.37%</b>	<b>1.05%</b>	<b>0.86%</b>	<b>0.75%</b>	<b>0.80%</b>	<b>1.14%</b>
Health Service Executive	10.14%	1.08%	11.22%	0.00%	1.03%	0.00%	1.11%	0.48%	1.33%
<b>CHO 1</b>	<b>10.14%</b>	<b>1.08%</b>	<b>11.22%</b>	<b>0.00%</b>	<b>1.03%</b>	<b>0.00%</b>	<b>1.11%</b>	<b>0.48%</b>	<b>1.33%</b>
Health Service Executive	8.49%	1.64%	10.14%	0.00%	2.38%	1.32%	1.66%	1.81%	1.20%
<b>CHO 2</b>	<b>8.49%</b>	<b>1.64%</b>	<b>10.14%</b>	<b>0.00%</b>	<b>2.38%</b>	<b>1.32%</b>	<b>1.66%</b>	<b>1.81%</b>	<b>1.20%</b>
Health Service Executive	8.70%	1.00%	9.71%	0.00%	1.11%	1.71%	0.95%	1.52%	0.77%
Section 38 Voluntary Agencies	3.95%	0.00%	3.95%		0.00%		0.00%	0.00%	0.00%
<b>CHO 3</b>	<b>8.27%</b>	<b>0.91%</b>	<b>9.19%</b>	<b>0.00%</b>	<b>1.00%</b>	<b>1.71%</b>	<b>0.94%</b>	<b>1.36%</b>	<b>0.68%</b>
Health Service Executive	8.23%	0.97%	9.19%	0.00%	0.65%	1.29%	0.68%	0.94%	1.29%
Section 38 Voluntary Agencies	1.23%	0.89%	2.12%	0.00%	0.80%				0.99%
<b>CHO 4</b>	<b>7.96%</b>	<b>0.96%</b>	<b>8.92%</b>	<b>0.00%</b>	<b>0.66%</b>	<b>1.29%</b>	<b>0.68%</b>	<b>0.94%</b>	<b>1.28%</b>
Health Service Executive	9.65%	1.07%	10.72%	0.00%	1.44%	0.32%	1.00%	0.00%	0.99%
<b>CHO 5</b>	<b>9.65%</b>	<b>1.07%</b>	<b>10.72%</b>	<b>0.00%</b>	<b>1.44%</b>	<b>0.32%</b>	<b>1.00%</b>	<b>0.00%</b>	<b>0.99%</b>
Health Service Executive	8.18%	1.01%	9.18%	0.00%	1.17%	1.01%	0.35%	1.83%	0.79%
Section 38 Voluntary Agencies	4.02%	0.47%	4.49%	0.00%	0.26%	0.09%	0.00%	0.48%	0.89%
<b>CHO 6</b>	<b>5.79%</b>	<b>0.70%</b>	<b>6.48%</b>	<b>0.00%</b>	<b>0.70%</b>	<b>0.28%</b>	<b>0.18%</b>	<b>0.88%</b>	<b>0.84%</b>
Health Service Executive	8.90%	0.74%	9.65%	0.00%	0.95%	0.41%	0.52%	0.70%	0.65%
<b>CHO 7</b>	<b>8.90%</b>	<b>0.74%</b>	<b>9.65%</b>	<b>0.00%</b>	<b>0.95%</b>	<b>0.41%</b>	<b>0.52%</b>	<b>0.70%</b>	<b>0.65%</b>
Health Service Executive	9.64%	1.35%	10.99%	0.00%	0.82%	1.52%	0.57%	0.60%	1.90%
<b>CHO 8</b>	<b>9.64%</b>	<b>1.35%</b>	<b>10.99%</b>	<b>0.00%</b>	<b>0.82%</b>	<b>1.52%</b>	<b>0.57%</b>	<b>0.60%</b>	<b>1.90%</b>
Health Service Executive	8.00%	0.65%	8.65%	0.00%	0.70%	0.87%	0.76%	0.36%	0.66%
Section 38 Voluntary Agencies	3.89%	0.92%	4.81%	5.70%	0.35%	1.27%	0.52%	0.92%	0.95%
<b>CHO 9</b>	<b>6.88%</b>	<b>0.72%</b>	<b>7.60%</b>	<b>1.97%</b>	<b>0.61%</b>	<b>1.05%</b>	<b>0.70%</b>	<b>0.54%</b>	<b>0.73%</b>
Health Service Executive	4.12%	0.14%	4.27%		0.00%	0.00%	0.15%		0.00%
<b>Other Community Services</b>	<b>4.12%</b>	<b>0.14%</b>	<b>4.27%</b>		<b>0.00%</b>	<b>0.00%</b>	<b>0.15%</b>		<b>0.00%</b>
<b>Community Services</b>	<b>8.45%</b>	<b>1.03%</b>	<b>9.48%</b>	<b>0.37%</b>	<b>1.05%</b>	<b>0.86%</b>	<b>0.75%</b>	<b>0.80%</b>	<b>1.14%</b>

Covid 19 Absence Rate



August 2024

Health Service Absence Rate - by Admin : Aug 2024	Certified absence	Self- certified absence	Non Covid-19 absence	Covid-19 Absence	Total absence rate	Medical & Dental	Nursing & Midwifery	Health & Social Care Profession als	Manageme nt & Administra tive	General Support	Patient & Client Care
Total	7.81%	0.64%	8.45%	1.03%	9.48%	1.98%	9.00%	5.62%	6.42%	10.32%	10.85%
Health Service Executive	8.25%	0.66%	8.90%	1.07%	9.98%	1.32%	9.45%	6.64%	6.51%	11.21%	11.32%
Section 38 Voluntary Agencies	3.27%	0.49%	3.76%	0.58%	4.34%	8.02%	4.05%	2.47%	5.00%	5.11%	4.63%



Health Service Absence Rate - by Staff Category: Aug 2024	Certified absence	Self- certified absence	Non Covid-19 absence	Covid-19 Absence	Total absence rate	% Non Covid-19 absence	% Covid-19 absence
<b>CHO 1</b>	<b>9.44%</b>	<b>0.70%</b>	<b>10.14%</b>	<b>1.08%</b>	<b>11.22%</b>	<b>90.36%</b>	<b>9.64%</b>
Medical & Dental	0.00%	0.00%	0.00%	0.00%	0.00%		
Nursing & Midwifery	9.17%	0.77%	9.94%	1.03%	10.97%	90.63%	9.37%
Health & Social Care Professionals	3.53%	0.46%	3.99%	0.00%	3.99%	100.00%	0.00%
Management & Administrative	7.30%	0.33%	7.63%	1.11%	8.73%	87.30%	12.70%
General Support	12.53%	0.13%	12.66%	0.48%	13.14%	96.34%	3.66%
Patient & Client Care	9.94%	0.86%	10.80%	1.33%	12.13%	89.03%	10.97%

Health Service Absence Rate - by Staff Category: Aug 2024	Certified absence	Self- certified absence	Non Covid-19 absence	Covid-19 Absence	Total absence rate	% Non Covid-19 absence	% Covid-19 absence
<b>CHO 2</b>	<b>7.85%</b>	<b>0.65%</b>	<b>8.49%</b>	<b>1.64%</b>	<b>10.14%</b>	<b>83.80%</b>	<b>16.20%</b>
Medical & Dental	0.00%	0.00%	0.00%	0.00%	0.00%		
Nursing & Midwifery	6.66%	0.63%	7.29%	2.38%	9.66%	75.41%	24.59%
Health & Social Care Professionals	8.66%	0.44%	9.10%	1.32%	10.42%	87.30%	12.70%
Management & Administrative	4.84%	0.40%	5.24%	1.66%	6.90%	75.89%	24.11%
General Support	9.30%	0.49%	9.79%	1.81%	11.60%	84.41%	15.59%
Patient & Client Care	8.83%	0.73%	9.56%	1.20%	10.76%	88.83%	11.17%

Health Service Absence Rate - by Staff Category: Aug 2024	Certified absence	Self- certified absence	Non Covid-19 absence	Covid-19 Absence	Total absence rate	% Non Covid-19 absence	% Covid-19 absence
<b>CHO 3</b>	<b>7.81%</b>	<b>0.46%</b>	<b>8.27%</b>	<b>0.91%</b>	<b>9.19%</b>	<b>90.05%</b>	<b>9.95%</b>
Medical & Dental	0.00%	0.43%	0.43%	0.00%	0.43%	100.00%	0.00%
Nursing & Midwifery	6.29%	0.67%	6.95%	1.00%	7.96%	87.38%	12.62%
Health & Social Care Professionals	5.60%	0.66%	6.26%	1.71%	7.97%	78.58%	21.42%
Management & Administrative	11.36%	0.44%	11.79%	0.94%	12.73%	92.62%	7.38%
General Support	8.57%	0.00%	8.57%	1.36%	9.94%	86.27%	13.73%
Patient & Client Care	8.74%	0.37%	9.11%	0.68%	9.79%	93.03%	6.97%

Health Service Absence Rate - by Staff Category: Aug 2024	Certified absence	Self- certified absence	Non Covid-19 absence	Covid-19 Absence	Total absence rate	% Non Covid-19 absence	% Covid-19 absence
<b>CHO 4</b>	<b>7.35%</b>	<b>0.61%</b>	<b>7.96%</b>	<b>0.96%</b>	<b>8.92%</b>	<b>89.21%</b>	<b>10.79%</b>
Medical & Dental	0.00%	0.00%	0.00%	0.00%	0.00%		
Nursing & Midwifery	7.16%	0.69%	7.84%	0.66%	8.50%	92.22%	7.78%
Health & Social Care Professionals	12.40%	0.33%	12.73%	1.29%	14.01%	90.83%	9.17%
Management & Administrative	2.95%	0.31%	3.26%	0.68%	3.94%	82.75%	17.25%
General Support	9.77%	0.41%	10.18%	0.94%	11.13%	91.51%	8.49%
Patient & Client Care	8.08%	0.66%	8.74%	1.28%	10.02%	87.26%	12.74%

Health Service Absence Rate - by Staff Category: Aug 2024	Certified absence	Self- certified absence	Non Covid-19 absence	Covid-19 Absence	Total absence rate	% Non Covid-19 absence	% Covid-19 absence
<b>CHO 5</b>	<b>8.96%</b>	<b>0.69%</b>	<b>9.65%</b>	<b>1.07%</b>	<b>10.72%</b>	<b>90.03%</b>	<b>9.97%</b>
Medical & Dental	8.53%	0.00%	8.53%	0.00%	8.53%	100.00%	0.00%
Nursing & Midwifery	9.32%	0.83%	10.15%	1.44%	11.59%	87.61%	12.39%
Health & Social Care Professionals	3.82%	0.26%	4.07%	0.32%	4.39%	92.69%	7.31%
Management & Administrative	6.54%	0.27%	6.81%	1.00%	7.81%	87.21%	12.79%
General Support	15.50%	0.36%	15.86%	0.00%	15.86%	100.00%	0.00%
Patient & Client Care	8.64%	0.73%	9.37%	0.99%	10.36%	90.46%	9.54%

Health Service Absence Rate - by Staff Category: Aug 2024	Certified absence	Self- certified absence	Non Covid-19 absence	Covid-19 Absence	Total absence rate	% Non Covid-19 absence	% Covid-19 absence
<b>CHO 6</b>	<b>5.23%</b>	<b>0.56%</b>	<b>5.79%</b>	<b>0.70%</b>	<b>6.48%</b>	<b>89.27%</b>	<b>10.73%</b>
Medical & Dental	0.00%	0.00%	0.00%	0.00%	0.00%		
Nursing & Midwifery	3.75%	0.85%	4.60%	0.70%	5.30%	86.82%	13.18%
Health & Social Care Professionals	1.99%	0.50%	2.49%	0.28%	2.77%	89.74%	10.26%
Management & Administrative	2.50%	0.38%	2.88%	0.18%	3.06%	94.26%	5.74%
General Support	5.31%	0.67%	5.98%	0.88%	6.86%	87.12%	12.88%
Patient & Client Care	8.08%	0.30%	8.38%	0.84%	9.22%	90.86%	9.14%

Health Service Absence Rate - by Staff Category: Aug 2024	Certified absence	Self- certified absence	Non Covid-19 absence	Covid-19 Absence	Total absence rate	% Non Covid-19 absence	% Covid-19 absence
<b>CHO 7</b>	<b>8.18%</b>	<b>0.72%</b>	<b>8.90%</b>	<b>0.74%</b>	<b>9.65%</b>	<b>92.29%</b>	<b>7.71%</b>
Medical & Dental	0.00%	0.00%	0.00%	0.00%	0.00%		
Nursing & Midwifery	6.83%	0.89%	7.72%	0.95%	8.67%	89.02%	10.98%
Health & Social Care Professionals	3.97%	0.41%	4.38%	0.41%	4.80%	91.41%	8.59%
Management & Administrative	5.20%	0.26%	5.46%	0.52%	5.98%	91.29%	8.71%
General Support	7.76%	0.26%	8.02%	0.70%	8.72%	91.94%	8.06%
Patient & Client Care	10.08%	0.82%	10.89%	0.65%	11.54%	94.36%	5.64%

Health Service Absence Rate - by Staff Category: Aug 2024	Certified absence	Self- certified absence	Non Covid-19 absence	Covid-19 Absence	Total absence rate	% Non Covid-19 absence	% Covid-19 absence
<b>CHO 8</b>	<b>9.05%</b>	<b>0.59%</b>	<b>9.64%</b>	<b>1.35%</b>	<b>10.99%</b>	<b>87.73%</b>	<b>12.27%</b>
Medical & Dental	0.00%	0.00%	0.00%	0.00%	0.00%		
Nursing & Midwifery	7.73%	0.62%	8.35%	0.82%	9.17%	91.05%	8.95%
Health & Social Care Professionals	0.78%	0.00%	0.78%	1.52%	2.31%	33.94%	66.06%
Management & Administrative	4.70%	0.57%	5.28%	0.57%	5.85%	90.19%	9.81%
General Support	6.85%	0.09%	6.95%	0.60%	7.54%	92.06%	7.94%
Patient & Client Care	11.42%	0.67%	12.09%	1.90%	13.99%	86.43%	13.57%

Health Service Absence Rate - by Staff Category: Aug 2024	Certified absence	Self- certified absence	Non Covid-19 absence	Covid-19 Absence	Total absence rate	% Non Covid-19 absence	% Covid-19 absence
<b>CHO 9</b>	<b>6.02%</b>	<b>0.86%</b>	<b>6.88%</b>	<b>0.72%</b>	<b>7.60%</b>	<b>90.50%</b>	<b>9.50%</b>
Medical & Dental	1.97%	0.78%	2.75%	1.97%	4.72%	58.22%	41.78%
Nursing & Midwifery	6.35%	1.03%	7.38%	0.61%	7.99%	92.34%	7.66%
Health & Social Care Professionals	2.87%	0.79%	3.66%	1.05%	4.71%	77.73%	22.27%
Management & Administrative	5.66%	0.26%	5.92%	0.70%	6.63%	89.39%	10.61%
General Support	8.34%	0.82%	9.15%	0.54%	9.69%	94.47%	5.53%
Patient & Client Care	6.15%	0.89%	7.04%	0.73%	7.77%	90.60%	9.40%

Health Service Absence Rate - by Staff Category: Aug 2024	Certified absence	Self- certified absence	Non Covid-19 absence	Covid-19 Absence	Total absence rate	% Non Covid-19 absence	% Covid-19 absence
<b>Other Comm</b>	<b>3.93%</b>	<b>0.19%</b>	<b>4.12%</b>	<b>0.14%</b>	<b>4.27%</b>	<b>96.62%</b>	<b>3.38%</b>
Medical & Dental							
Nursing & Midwifery	0.00%	0.00%	0.00%	0.00%	0.00%		
Health & Social Care Professionals	0.00%	0.00%	0.00%	0.00%	0.00%		
Management & Administrative	4.13%	0.20%	4.33%	0.15%	4.48%	96.62%	3.38%
General Support							
Patient & Client Care	0.00%	0.00%	0.00%	0.00%	0.00%		

Health Service Absence Rate - by Staff Category: Aug 2024	Certified absence	Self- certified absence	Non Covid-19 absence	Covid-19 Absence	Total absence rate	% Non Covid-19 absence	% Covid-19 absence
<b>Incorporated Orthopaedic Hospital</b>	<b>3.13%</b>	<b>0.76%</b>	<b>3.89%</b>	<b>0.92%</b>	<b>4.81%</b>	<b>80.90%</b>	<b>19.10%</b>
Medical & Dental	5.70%	0.76%	6.46%	5.70%	12.16%	53.13%	46.88%
Nursing & Midwifery	5.04%	0.21%	5.25%	0.35%	5.60%	93.82%	6.18%
Health & Social Care Professionals	0.25%	0.76%	1.01%	1.27%	2.28%	44.16%	55.84%
Management & Administrative	9.85%	0.13%	9.98%	0.52%	10.50%	95.06%	4.94%
General Support	0.79%	1.48%	2.26%	0.92%	3.18%	71.03%	28.97%
Patient & Client Care	1.85%	1.18%	3.03%	0.95%	3.98%	76.04%	23.96%

Health Service Absence Rate - by Staff Category: Aug 2024	Certified absence	Self- certified absence	Non Covid-19 absence	Covid-19 Absence	Total absence rate	% Non Covid-19 absence	% Covid-19 absence
<b>Leopardstown Park Hospital</b>	<b>4.43%</b>	<b>0.45%</b>	<b>4.88%</b>	<b>0.80%</b>	<b>5.69%</b>	<b>85.85%</b>	<b>14.15%</b>
Medical & Dental	0.00%	0.00%	0.00%	0.00%	0.00%		
Nursing & Midwifery	4.66%	0.84%	5.49%	0.00%	5.49%	100.00%	0.00%
Health & Social Care Professionals	4.25%	0.40%	4.65%	0.00%	4.65%	100.00%	0.00%
Management & Administrative	2.05%	0.83%	2.87%	0.00%	2.87%	100.00%	0.00%
General Support	6.59%	0.42%	7.01%	0.52%	7.53%	93.07%	6.93%
Patient & Client Care	3.78%	0.11%	3.89%	1.89%	5.78%	67.24%	32.76%

Health Service Absence Rate - by Staff Category: Aug 2024	Certified absence	Self- certified absence	Non Covid-19 absence	Covid-19 Absence	Total absence rate	% Non Covid-19 absence	% Covid-19 absence
<b>Marymount OP</b>	<b>0.62%</b>	<b>0.62%</b>	<b>1.23%</b>	<b>0.89%</b>	<b>2.12%</b>	<b>58.03%</b>	<b>41.97%</b>
Medical & Dental	0.00%	0.00%	0.00%	0.00%	0.00%		
Nursing & Midwifery	0.50%	0.50%	1.00%	0.80%	1.80%	55.62%	44.38%
Health & Social Care Professionals							
Management & Administrative							
General Support							
Patient & Client Care	0.73%	0.73%	1.45%	0.99%	2.44%	59.59%	40.41%

Health Service Absence Rate - by Staff Category: Aug 2024	Certified absence	Self- certified absence	Non Covid-19 absence	Covid-19 Absence	Total absence rate	% Non Covid-19 absence	% Covid-19 absence
<b>Milford Care Centre OP</b>	<b>3.95%</b>	<b>0.00%</b>	<b>3.95%</b>	<b>0.00%</b>	<b>3.95%</b>	<b>100.00%</b>	<b>0.00%</b>
Medical & Dental							
Nursing & Midwifery	2.90%	0.00%	2.90%	0.00%	2.90%	100.00%	0.00%
Health & Social Care Professionals							
Management & Administrative	0.00%	0.00%	0.00%	0.00%	0.00%		
General Support	0.00%	0.00%	0.00%	0.00%	0.00%		
Patient & Client Care	5.65%	0.00%	5.65%	0.00%	5.65%	100.00%	0.00%

Health Service Absence Rate - by Staff Category: Aug 2024	Certified absence	Self- certified absence	Non Covid-19 absence	Covid-19 Absence	Total absence rate	% Non Covid-19 absence	% Covid-19 absence
Royal Hospital, Donnybrook, Dub	3.01%	0.38%	3.39%	0.22%	3.61%	93.94%	6.06%
Medical & Dental	0.00%	0.00%	0.00%	0.00%	0.00%		
Nursing & Midwifery	2.47%	0.19%	2.67%	0.41%	3.08%	86.70%	13.30%
Health & Social Care Professionals	1.68%	0.23%	1.91%	0.12%	2.03%	94.20%	5.80%
Management & Administrative	0.33%	0.67%	1.00%	0.00%	1.00%	100.00%	0.00%
General Support	3.68%	1.38%	5.06%	0.44%	5.50%	91.99%	8.01%
Patient & Client Care	4.44%	0.15%	4.59%	0.00%	4.59%	100.00%	0.00%

Year / Month	Certified absence	Self-certified absence	Non Covid-19 absence	Covid-19 Absence	Total absence rate	Medical & Dental	Nursing & Midwifery	Health & Social Care Professionals	Management & Administrative	General Support	Patient & Client Care
Aug 2024	7.81%	0.64%	8.45%	1.03%	9.48%	1.98%	9.00%	5.62%	6.42%	10.32%	10.85%
Jul 2024	8.20%	0.70%	8.90%	1.21%	10.11%	1.81%	9.63%	4.72%	6.81%	10.55%	11.79%
Jun 2024	7.40%	0.73%	8.13%	1.14%	9.27%	1.60%	8.58%	5.42%	5.89%	10.16%	10.79%
May 2024	7.18%	0.71%	7.88%	0.63%	8.51%	1.44%	8.21%	4.46%	5.72%	9.25%	9.76%
Apr 2024	7.20%	0.74%	7.94%	0.53%	8.47%	0.72%	8.23%	4.78%	5.55%	8.36%	9.82%
Mar 2024	7.29%	0.65%	7.93%	0.50%	8.43%	1.74%	8.19%	5.71%	5.64%	8.14%	9.68%
Feb 2024	7.12%	0.68%	7.81%	0.60%	8.41%	1.51%	8.36%	4.53%	5.02%	8.03%	9.84%
Jan 2024	7.67%	0.81%	8.48%	1.16%	9.64%	1.65%	9.97%	5.56%	6.56%	9.46%	10.75%
2024	7.49%	0.71%	8.20%	0.85%	9.05%	1.55%	8.78%	5.09%	5.96%	9.29%	10.42%
Dec 2023	7.14%	0.84%	7.98%	1.11%	9.09%	1.81%	8.84%	7.41%	5.92%	8.39%	10.41%
Nov 2023	7.03%	0.74%	7.77%	0.77%	8.54%	1.95%	8.34%	5.19%	5.03%	8.27%	10.09%
Oct 2023	6.45%	0.67%	7.12%	0.84%	7.96%	2.19%	7.87%	4.34%	5.63%	8.39%	8.97%
Sep 2023	6.37%	0.72%	7.09%	1.11%	8.21%	2.23%	8.67%	5.01%	5.22%	8.20%	8.97%
Aug 2023	6.88%	0.65%	7.53%	1.12%	8.66%	2.10%	8.56%	4.14%	5.33%	9.94%	9.73%
Jul 2023	5.86%	0.64%	6.51%	0.84%	7.35%	2.45%	7.60%	3.17%	4.47%	7.48%	8.24%
Jun 2023	6.19%	0.64%	6.83%	0.61%	7.44%	2.37%	7.31%	3.42%	4.65%	8.38%	8.49%
May 2023	6.16%	0.61%	6.77%	0.83%	7.59%	1.82%	7.77%	4.04%	4.11%	8.05%	8.67%
Apr 2023	5.83%	0.66%	6.49%	0.87%	7.37%	2.31%	7.68%	3.26%	4.24%	6.93%	8.36%
Mar 2023	5.95%	0.62%	6.57%	0.85%	7.41%	2.63%	7.10%	4.43%	5.13%	7.24%	8.63%
Feb 2023	6.16%	0.56%	6.72%	0.88%	7.59%	2.62%	7.80%	3.62%	5.06%	7.47%	8.50%
Jan 2023	6.98%	0.75%	7.72%	1.42%	9.14%	3.31%	9.46%	4.46%	5.24%	9.05%	10.36%
2023	6.42%	0.68%	7.10%	0.94%	8.03%	2.31%	8.08%	4.39%	5.00%	8.15%	9.13%
Dec 2022	6.72%	0.95%	7.67%	1.68%	9.35%	2.95%	9.37%	4.72%	5.86%	9.23%	10.60%
Nov 2022	6.06%	0.73%	6.79%	1.34%	8.13%	1.54%	8.01%	3.70%	4.19%	7.55%	9.79%
Oct 2022	6.07%	0.67%	6.74%	1.29%	8.03%	1.66%	7.70%	3.99%	3.82%	7.43%	9.78%
Sep 2022	5.68%	0.68%	6.36%	1.19%	7.55%	0.97%	7.33%	3.34%	4.07%	7.31%	9.00%
Aug 2022	5.91%	0.63%	6.54%	1.29%	7.83%	1.69%	7.13%	4.35%	4.51%	7.83%	9.51%
Jul 2022	6.11%	0.60%	6.71%	2.34%	9.05%	1.84%	8.73%	4.93%	5.86%	7.92%	10.68%
Jun 2022	5.85%	0.60%	6.45%	2.19%	8.64%	2.64%	8.44%	5.56%	4.97%	9.43%	9.89%
May 2022	5.38%	0.54%	5.91%	1.64%	7.55%	1.82%	7.31%	5.67%	3.95%	8.11%	8.69%
Apr 2022	5.86%	0.54%	6.40%	3.50%	9.90%	0.52%	10.15%	5.71%	6.38%	10.45%	10.94%
Mar 2022	5.73%	0.52%	6.24%	5.06%	11.30%	0.97%	11.99%	8.47%	7.90%	11.54%	11.93%
Feb 2022	5.77%	0.53%	6.29%	3.66%	9.95%	1.60%	10.75%	7.21%	6.04%	9.80%	10.66%
Jan 2022	5.43%	0.48%	5.91%	6.47%	12.38%	1.24%	12.43%	7.62%	7.19%	12.34%	14.08%
2022	5.88%	0.62%	6.50%	2.63%	9.13%	1.61%	9.10%	5.52%	5.37%	9.08%	10.46%
Dec 2021	5.58%	0.56%	6.14%	3.36%	9.50%	0.82%	9.49%	5.41%	6.12%	10.50%	10.57%
Nov 2021	5.62%	0.76%	6.38%	2.82%	9.20%	1.60%	9.04%	5.61%	5.39%	9.33%	10.62%
Oct 2021	5.73%	0.58%	6.32%	1.91%	8.23%	0.59%	8.01%	4.05%	5.11%	8.15%	9.57%
Sep 2021	5.67%	0.53%	6.20%	1.56%	7.77%	1.14%	7.92%	3.70%	3.78%	7.86%	8.95%
Aug 2021	5.76%	0.55%	6.31%	1.42%	7.73%	0.62%	7.74%	3.11%	4.09%	7.95%	8.92%
Jul 2021	5.57%	0.54%	6.12%	1.18%	7.30%	0.58%	7.04%	1.73%	3.80%	7.89%	8.77%
Jun 2021	5.26%	0.52%	5.79%	1.18%	6.96%	0.51%	7.09%	2.22%	4.12%	7.27%	7.94%
May 2021	4.80%	0.42%	5.21%	1.08%	6.29%	0.20%	6.17%	3.04%	3.97%	6.61%	7.21%
Apr 2021	5.10%	0.43%	5.53%	1.38%	6.92%	0.00%	6.80%	4.13%	4.15%	6.14%	8.12%
Mar 2021	5.00%	0.41%	5.41%	1.65%	7.06%	0.74%	7.40%	4.12%	4.07%	5.82%	8.08%
Feb 2021	5.42%	0.52%	5.93%	4.84%	10.78%	3.85%	11.53%	4.74%	4.40%	8.36%	12.69%
Jan 2021	5.48%	0.36%	5.84%	6.51%	12.35%	4.08%	13.10%	5.33%	6.22%	11.10%	13.96%
2021	5.43%	0.52%	5.94%	2.41%	8.35%	1.23%	8.45%	3.95%	4.61%	8.11%	9.63%

Year / Month	Certified absence	Self-certified absence	Non Covid-19 absence	Covid-19 Absence	Total absence rate	CHO 1	CHO 2	CHO 3	CHO 4	CHO 5	CHO 6	CHO 7	CHO 8	CHO 9	Other Comm	Social Care
Aug 2024	7.81%	0.64%	8.45%	1.03%	9.48%	11.22%	10.14%	9.19%	8.92%	10.72%	6.48%	9.65%	10.99%	7.60%	4.27%	9.48%
Jul 2024	8.20%	0.70%	8.90%	1.21%	10.11%	11.45%	10.75%	9.88%	9.57%	10.63%	6.43%	10.65%	12.92%	7.51%	4.69%	10.11%
Jun 2024	7.40%	0.73%	8.13%	1.14%	9.27%	10.51%	9.17%	9.87%	9.11%	9.79%	6.07%	9.25%	12.24%	6.53%	0.19%	9.27%
May 2024	7.18%	0.71%	7.88%	0.63%	8.51%	10.40%	7.36%	8.62%	8.26%	8.65%	6.09%	8.17%	11.28%	6.59%	2.23%	8.51%
Apr 2024	7.20%	0.74%	7.94%	0.53%	8.47%	10.63%	8.88%	8.71%	7.32%	8.38%	5.63%	9.10%	10.64%	6.50%	1.05%	8.47%
Mar 2024	7.29%	0.65%	7.93%	0.50%	8.43%	11.01%	7.74%	8.80%	7.37%	9.35%	5.84%	8.76%	9.83%	7.20%	3.98%	8.43%
Feb 2024	7.12%	0.68%	7.81%	0.60%	8.41%	11.44%	7.41%	8.32%	7.41%	8.66%	5.86%	9.23%	10.41%	6.89%	4.17%	8.41%
Jan 2024	7.67%	0.81%	8.48%	1.16%	9.64%	12.91%	7.60%	9.98%	8.76%	10.33%	7.29%	10.49%	11.93%	7.08%	5.84%	9.64%
2024	7.49%	0.71%	8.20%	0.85%	9.05%	11.22%	8.64%	9.16%	8.34%	9.56%	6.22%	9.42%	11.30%	6.99%	4.09%	9.05%
Dec 2023	7.14%	0.84%	7.98%	1.11%	9.09%	12.21%	8.32%	9.94%	8.05%	9.15%	6.48%	10.41%	9.89%	7.45%	4.07%	9.09%
Nov 2023	7.03%	0.74%	7.77%	0.77%	8.54%	11.85%	7.35%	9.16%	7.91%	8.35%	6.24%	9.04%	9.78%	6.94%	2.42%	8.54%
Oct 2023	6.45%	0.67%	7.12%	0.84%	7.96%	10.63%	4.28%	9.50%	7.60%	9.13%	5.77%	8.23%	10.07%	6.31%	3.56%	7.96%
Sep 2023	6.37%	0.72%	7.09%	1.11%	8.21%	10.74%	4.75%	10.48%	8.33%	9.34%	5.60%	9.09%	8.94%	6.71%	3.80%	8.21%
Aug 2023	6.88%	0.65%	7.53%	1.12%	8.66%	11.19%	4.57%	10.54%	8.91%	9.29%	7.09%	9.84%	9.88%	7.10%	3.64%	8.66%
Jul 2023	5.86%	0.64%	6.51%	0.84%	7.35%	10.00%	5.08%	9.90%	7.36%	7.51%	5.39%	7.63%	8.27%	4.86%	2.99%	7.35%
Jun 2023	6.19%	0.64%	6.83%	0.61%	7.44%	9.11%	5.26%	9.30%	7.77%	7.20%	5.36%	8.48%	8.41%	6.23%	1.54%	7.44%
May 2023	6.16%	0.61%	6.77%	0.83%	7.59%	9.09%	4.07%	10.00%	7.44%	8.00%	6.09%	8.58%	9.27%	6.55%	2.41%	7.59%
Apr 2023	5.83%	0.66%	6.49%	0.87%	7.37%	10.00%	5.08%	9.91%	7.51%	5.45%	7.62%	8.27%	5.03%	1.26%	0.19%	7.37%
Mar 2023	5.95%	0.62%	6.57%	0.85%	7.41%	10.14%	5.20%	10.39%	5.27%	8.58%	6.24%	7.50%	9.74%	5.83%	2.56%	7.41%
Feb 2023	6.16%	0.56%	6.72%	0.88%	7.59%	10.30%	5.51%	10.02%	6.71%	8.80%	5.42%	7.74%	8.67%	5.64%	1.24%	7.59%
Jan 2023	6.98%	0.75%	7.72%	1.42%	9.14%	12.83%	6.25%	11.80%	7.52%	10.18%	7.74%	8.13%	10.01%	6.45%	3.29%	9.14%
2023	6.42%	0.68%	7.10%	0.94%	8.03%	10.70%	5.45%	10.08%	7.56%	8.60%	6.05%	8.54%	9.29%	6.25%	2.78%	8.03%
Dec 2022	6.72%	0.95%	7.67%	1.68%	9.35%	11.94%	4.67%	12.52%	6.53%	11.79%	8.63%	9.70%	12.50%	8.80%	4.81%	9.35%
Nov 2022	6.06%	0.73%	6.79%	1.34%	8.13%	11.03%	5.07%	10.56%	6.25%	9.03%	7.44%	7.59%	9.96%	7.13%	3.06%	8.13%
Oct 2022	6.07%	0.67%	6.74%	1.29%	8.03%	10.88%	5.59%	9.84%	6.71%	8.96%	6.56%	7.56%	10.38%	5.95%	1.65%	8.03%
Sep 2022	5.68%	0.68%	6.36%	1.19%	7.55%	9.80%	4.65%	8.67%	6.11%	8.29%	7.34%	8.61%	10.70%	5.60%	1.23%	7.55%
Aug 2022	5.91%	0.63%	6.54%	1.29%	7.83%	11.56%	5.66%	8.73%	5.80%	7.93%	6.39%	7.58%	10.45%	6.37%	3.91%	7.83%
Jul 2022	6.11%	0.60%	6.71%	2.34%	9.05%	11.63%	4.89%	10.85%	7.70%	11.24%	6.82%	9.94%	11.63%	7.53%	4.17%	9.05%
Jun 2022	5.85%	0.60%	6.45%	2.19%	8.64%	11.51%	4.77%	10.55%	5.64%	10.91%	7.38%	9.93%	11.23%	8.43%	1.75%	8.64%
May 2022	5.38%	0.54%	5.91%	1.64%	7.55%	9.32%	3.13%	9.59%	6.54%	9.06%	5.65%	7.93%	10.57%	6.91%	1.08%	7.55%
Apr 2022	5.86%	0.54%	6.40%	3.50%	9.90%	9.67%	4.79%	12.25%	10.68%	11.88%	7.30%	11.18%	13.54%	8.26%	2.88%	9.90%
Mar 2022	5.73%	0.52%	6.24%	5.06%	11.30%	13.89%	4.77%	12.81%	8.99%	13.07%	11.29%	11.56%	15.34%	12.17%	2.43%	11.30%
Feb 2022	5.77%	0.53%	6.29%	3.66%	9.95%	11.70%	6.40%	10.88%	9.04%	10.64%	7.85%	11.56%	12.40%	10.04%	0.79%	9.95%
Jan 2022	5.43%	0.48%	5.91%	6.47%	12.38%	14.83%	9.85%	13.96%	10.43%	13.05%	9.78%	14.69%	16.16%	9.32%	2.90%	12.38%
2022	5.88%	0.62%	6.50%	2.63%	9.13%	11.48%	5.33%	10.95%	7.48%	10.50%	7.71%	9.81%	12.09%	8.03%	2.53%	9.13%
Dec 2021	5.58%	0.56%	6.14%	3.36%	9.50%	11.39%	6.22%	10.52%	7.79%	11.59%	8.29%	10.77%	12.52%	8.12%	2.41%	9.50%
Nov 2021	5.62%	0.76%	6.38%	2.82%	9.20%	10.39%	4.96%	11.61%	7.55%	10.38%	9.39%	11.39%	12.49%	7.35%	1.00%	9.20%
Oct 2021	5.73%	0.58%	6.32%	1.91%	8.23%	8.42%	5.82%	11.68%	7.10%	9.20%	6.24%	10.60%	10.40%	6.10%	1.85%	8.23%
Sep 2021	5.67%	0.53%	6.20%	1.56%	7.77%	8.83%	3.93%	10.39%	6.73%	8.83%	6.74%	10.65%	9.63%	6.86%	2.31%	7.77%
Aug 2021	5.76%	0.55%	6.31%	1.42%	7.73%	9.19%	5.38%	9.86%	6.83%	7.92%	6.16%	9.41%	8.81%	7.22%	4.45%	7.73%
Jul 2021	5.57%	0.54%	6.12%	1.18%	7.30%	8.66%	5.72%	9.60%	6.35%	7.77%	5.49%	8.43%	8.76%	6.04%	4.40%	7.30%
Jun 2021	5.26%	0.52%	5.79%	1.18%	6.96%	8.87%	3.77%	8.74%	6.57%	7.57%	6.00%	8.24%	7.72%	6.20%	2.01%	6.96%
May 2021	4.80%	0.42%	5.21%	1.08%	6.29%	7.67%	2.27%	8.15%	6.31%	7.21%	6.38%	6.91%	7.44%	4.70%	1.81%	6.29%
Apr 2021	5.10%	0.43%	5.53%	1.38%	6.92%	8.69%	3.98%	9.15%	7.06%	7.37%	6.17%	6.72%	7.89%	5.46%	1.95%	6.92%
Mar 2021	5.00%	0.41%	5.41%	1.65%	7.06%	8.29%	4.88%	9.70%	6.07%	7.63%	7.18%	7.42%	7.99%	5.63%	0.74%	7.06%
Feb 2021	5.42%	0.52%	5.93%	4.84%	10.78%	11.30%	10.97%	10.62%	11.22%	10.40%	10.94%	9.18%	12.04%	10.11%	0.80%	10.78%
Jan 2021	5.48%	0.36%	5.84%	6.51%	12.35%	15.96%	12.46%	10.98%	8.67%	13.98%	13.17%	12.56%	13.13%	11.43%	3.30%	12.35%
2021	5.43%	0.52%	5.94%	2.41%	8.35%	9.80%	5.75%	10.10%	7.41%	9.19%	7.67%	9.35%	9.91%	7.08%	2.21%	8.35%

