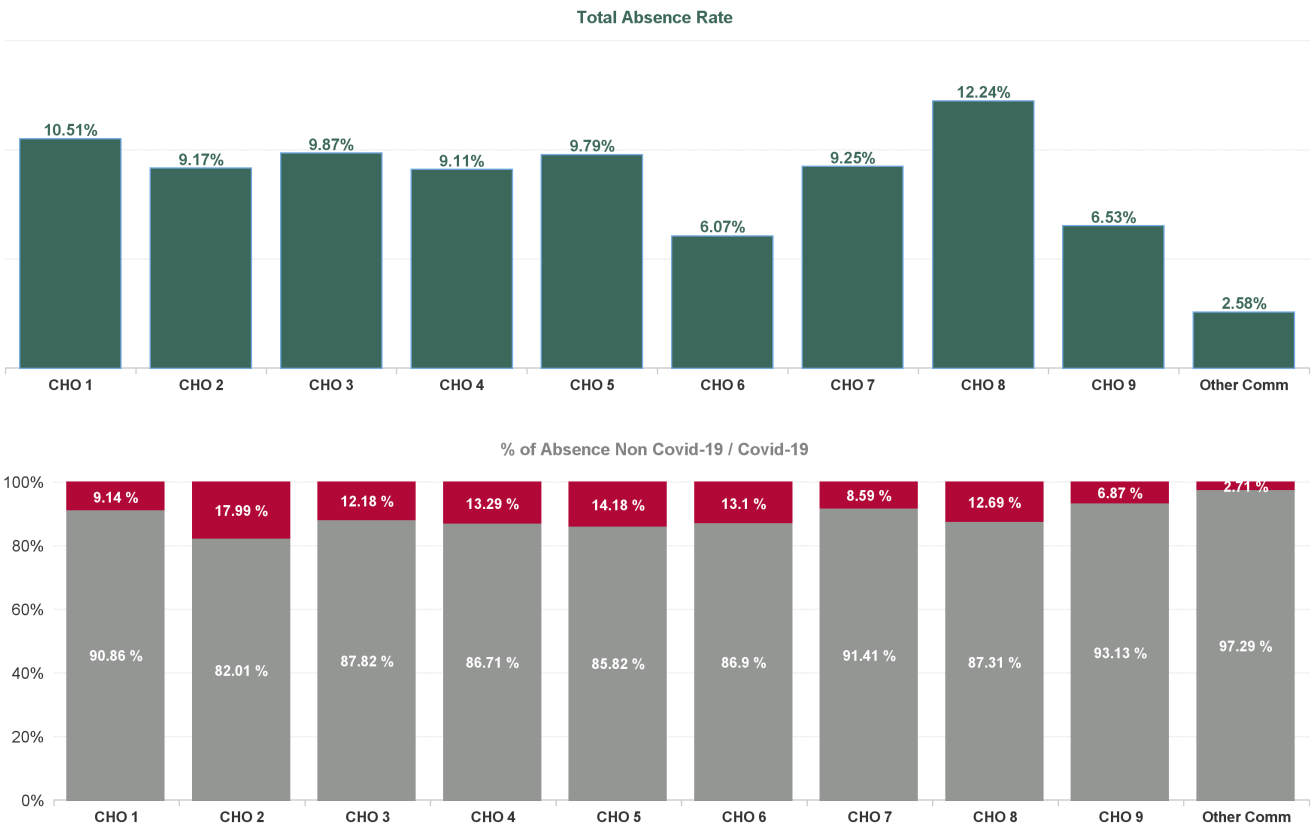


June 2024

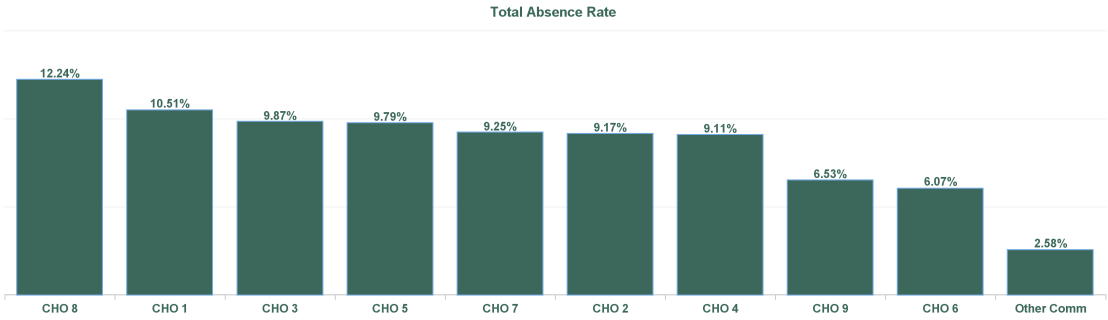
Health Service Absence Rate - by Staff Category: Jun 2024	Certified absence	Self-certified absence	Non Covid-19 absence	Covid-19 Absence	Total absence rate	% Non Covid-19 absence	% Covid-19 absence
Older People	7.37%	0.73%	8.10%	1.13%	9.23%	87.76%	12.24%
Medical & Dental	1.34%	0.05%	1.39%	0.21%	1.60%	86.74%	13.26%
Nursing & Midwifery	6.58%	0.83%	7.41%	1.17%	8.58%	86.35%	13.65%
Health & Social Care Professionals	4.15%	0.55%	4.70%	0.72%	5.42%	86.70%	13.30%
Management & Administrative	4.61%	0.52%	5.13%	0.54%	5.68%	90.42%	9.58%
General Support	8.81%	0.61%	9.42%	0.74%	10.16%	92.73%	7.27%
Patient & Client Care	8.69%	0.75%	9.44%	1.35%	10.79%	87.49%	12.51%

Health Service Absence Rate - by Hospital Group: Jun 2024	Certified absence	Self-certified absence	Non Covid-19 absence	Covid-19 Absence	Total absence rate	% Non Covid-19 absence	% Covid-19 absence
Older People	7.37%	0.73%	8.10%	1.13%	9.23%	87.76%	12.24%
CHO 1	8.93%	0.62%	9.55%	0.96%	10.51%	90.86%	9.14%
CHO 2	6.94%	0.58%	7.52%	1.65%	9.17%	82.01%	17.99%
CHO 3	8.12%	0.55%	8.66%	1.20%	9.87%	87.82%	12.18%
CHO 4	7.18%	0.72%	7.90%	1.21%	9.11%	86.71%	13.29%
CHO 5	7.55%	0.85%	8.40%	1.39%	9.79%	85.82%	14.18%
CHO 6	4.69%	0.59%	5.28%	0.80%	6.07%	86.90%	13.10%
CHO 7	7.57%	0.88%	8.45%	0.79%	9.25%	91.41%	8.59%
CHO 8	9.91%	0.78%	10.69%	1.55%	12.24%	87.31%	12.69%
CHO 9	5.01%	1.08%	6.08%	0.45%	6.53%	93.13%	6.87%
Other Community Services	2.26%	0.25%	2.51%	0.07%	2.58%	97.29%	2.71%



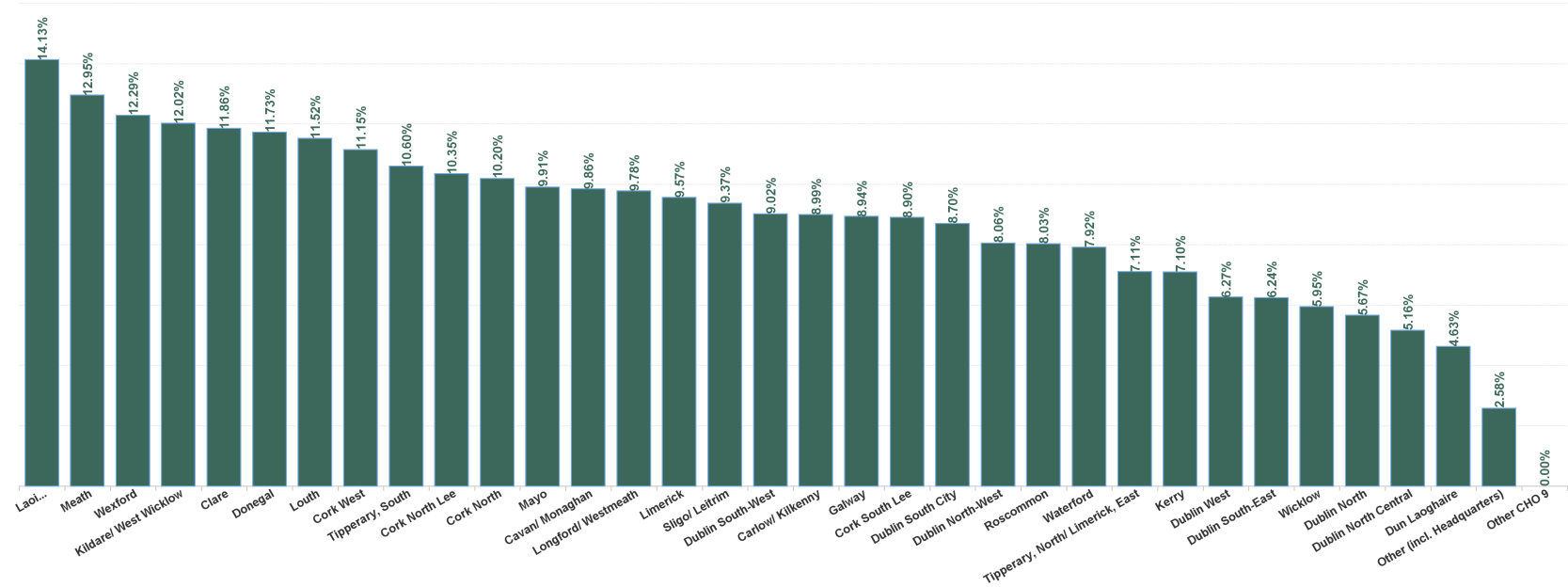
June 2024

Health Service Absence Rate - by HG, CHO/Care Group & Staff Category : Jun 2024	Certified absence	Self-certified absence	Non Covid-19 absence	Covid-19 Absence	Total absence rate	Medical & Dental	Nursing & Midwifery	Health & Social Care Professionals	Management & Administrative	General Support	Patient & Client Care
Older People	7.37%	0.73%	8.10%	1.13%	9.23%	1.60%	8.58%	5.42%	5.68%	10.16%	10.79%
CHO 1	8.93%	0.62%	9.55%	0.96%	10.51%	0.00%	9.35%	6.08%	8.10%	11.15%	12.20%
CHO 2	6.94%	0.58%	7.52%	1.65%	9.17%	0.00%	9.34%	6.97%	5.62%	8.18%	9.86%
CHO 3	8.12%	0.55%	8.66%	1.20%	9.87%	0.00%	9.44%	5.82%	6.73%	7.71%	12.05%
CHO 4	7.18%	0.72%	7.90%	1.21%	9.11%	0.00%	8.59%	8.58%	4.16%	11.60%	10.40%
CHO 5	7.55%	0.85%	8.40%	1.39%	9.79%	8.55%	9.78%	8.18%	6.21%	14.43%	9.91%
CHO 6	4.69%	0.59%	5.28%	0.80%	6.07%	0.00%	5.00%	1.55%	2.48%	7.80%	8.20%
CHO 7	7.57%	0.88%	8.45%	0.79%	9.25%	0.00%	8.08%	7.56%	6.52%	10.95%	10.19%
CHO 8	9.91%	0.78%	10.69%	1.55%	12.24%	0.00%	9.52%	2.54%	10.37%	9.40%	15.21%
CHO 9	5.01%	1.08%	6.08%	0.45%	6.53%	3.04%	6.95%	4.93%	4.45%	9.96%	5.88%
Other Community Services	2.26%	0.25%	2.51%	0.07%	2.58%		4.17%	0.00%	2.59%		0.00%

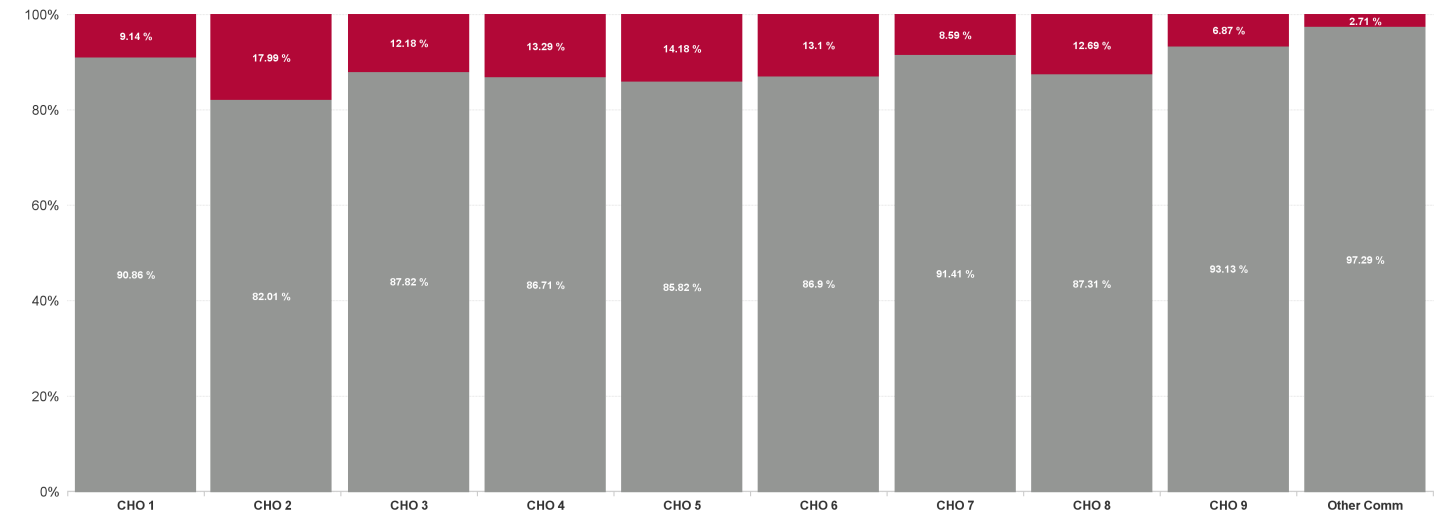


Health Service Absence Rate - by HG, CHO/Care Group & Staff Category: Jun 2024	Certified absence	Self- certified absence	Non Covid-19 absence	Covid-19 Absence	Total absence rate	Medical & Dental	Nursing & Midwifery	Health & Social Care Professionals	Management & Administrative	General Support	Patient & Client Care
Total	7.37%	0.73%	8.10%	1.13%	9.23%	1.60%	8.58%	5.42%	5.68%	10.16%	10.79%
Cavan/ Monaghan	8.87%	0.75%	9.62%	0.23%	9.86%	0.00%	12.86%	0.00%	8.89%	10.13%	8.74%
Donegal	9.10%	0.73%	9.83%	1.89%	11.73%	0.00%	9.61%	6.10%	6.13%	14.31%	14.28%
Sligo/ Leitrim	8.74%	0.39%	9.13%	0.24%	9.37%	0.00%	6.54%	7.89%	9.66%	9.93%	11.92%
CHO 1	8.93%	0.62%	9.55%	0.96%	10.51%	0.00%	9.35%	6.08%	8.10%	11.15%	12.20%
Galway	7.00%	0.55%	7.55%	1.39%	8.94%	0.00%	10.13%	4.58%	3.98%	9.62%	9.37%
Mayo	6.98%	0.66%	7.64%	2.28%	9.91%	0.00%	10.07%	11.52%	6.49%	12.05%	10.10%
Roscommon	6.69%	0.50%	7.19%	0.83%	8.03%		6.00%	0.00%	11.12%	3.16%	10.48%
CHO 2	6.94%	0.58%	7.52%	1.65%	9.17%	0.00%	9.34%	6.97%	5.62%	8.18%	9.86%
Clare	9.77%	0.68%	10.45%	1.41%	11.86%	0.00%	13.79%	11.86%	5.16%	13.85%	11.89%
Limerick	8.17%	0.46%	8.63%	0.94%	9.57%	0.00%	7.05%	4.00%	10.76%	4.69%	13.85%
Tipperary, North/ Limerick, East	4.97%	0.55%	5.52%	1.59%	7.11%	0.00%	8.06%	0.00%	1.74%	8.09%	7.57%
CHO 3	8.12%	0.55%	8.66%	1.20%	9.87%	0.00%	9.44%	5.82%	6.73%	7.71%	12.05%
Cork North	8.10%	1.02%	9.12%	1.08%	10.20%	0.00%	11.40%	0.00%	6.22%	20.17%	10.02%
Cork North Lee	9.18%	0.57%	9.74%	0.61%	10.35%	0.00%	9.33%	0.00%	5.31%	24.79%	11.20%
Cork South Lee	6.77%	0.87%	7.64%	1.27%	8.90%	0.00%	8.31%	8.74%	5.16%	11.91%	9.91%
Cork West	7.67%	0.73%	8.40%	2.75%	11.15%	0.00%	10.51%	0.00%	7.68%	14.80%	12.02%
Kerry	6.18%	0.48%	6.66%	0.43%	7.10%	0.00%	6.17%	14.67%	1.40%	7.79%	9.43%
CHO 4	7.18%	0.72%	7.90%	1.21%	9.11%	0.00%	8.59%	8.58%	4.16%	11.60%	10.40%
Carlow/ Kilkenny	6.22%	0.78%	7.00%	1.99%	8.99%	0.00%	7.61%	8.83%	5.85%	18.87%	9.62%
Tipperary, South	8.10%	0.92%	9.01%	1.59%	10.60%	39.20%	9.63%	6.84%	3.77%	11.66%	12.16%
Waterford	5.63%	0.82%	6.45%	1.47%	7.92%	0.00%	8.31%	11.52%	5.20%	19.25%	7.28%
Wexford	10.92%	0.92%	11.83%	0.45%	12.29%	0.00%	13.74%	5.27%	11.41%	10.89%	12.02%
CHO 5	7.55%	0.85%	8.40%	1.39%	9.79%	8.55%	9.78%	8.18%	6.21%	14.43%	9.91%
Dublin South-East	4.88%	0.53%	5.41%	0.84%	6.24%	0.00%	5.33%	1.73%	2.24%	8.60%	8.08%
Dun Laoghaire	3.74%	0.89%	4.63%	0.00%	4.63%		3.21%	0.00%	0.00%	4.32%	8.71%
Wicklow	4.31%	0.71%	5.02%	0.92%	5.95%	0.00%	4.39%	1.09%	3.61%	2.52%	8.41%
CHO 6	4.69%	0.59%	5.28%	0.80%	6.07%	0.00%	5.00%	1.55%	2.48%	7.80%	8.20%
Dublin South City	7.77%	0.93%	8.70%	0.00%	8.70%	0.00%	10.56%	1.35%	13.06%	14.03%	5.48%
Dublin South-West	5.44%	1.31%	6.74%	2.27%	9.02%		9.36%	0.00%	2.69%	7.45%	13.64%
Dublin West	5.49%	0.74%	6.23%	0.04%	6.27%	0.00%	5.58%	0.00%	2.34%	6.80%	7.25%
Kildare/ West Wicklow	9.85%	0.85%	10.70%	1.32%	12.02%	0.00%	8.67%	37.82%	8.90%	20.07%	12.98%
CHO 7	7.57%	0.88%	8.45%	0.79%	9.25%	0.00%	8.08%	7.56%	6.52%	10.95%	10.19%
Laois /Offaly	11.58%	0.47%	12.05%	2.08%	14.13%	0.00%	12.36%	7.56%	5.96%	12.55%	16.57%
Longford/ Westmeath	7.74%	1.06%	8.80%	0.99%	9.78%	0.00%	8.80%	0.73%	12.00%	1.98%	11.42%
Louth	9.16%	0.76%	9.92%	1.60%	11.52%		8.40%	2.59%	4.82%	12.93%	15.33%
Meath	10.66%	1.11%	11.77%	1.18%	12.95%	0.00%	4.99%	0.00%	25.32%	15.16%	18.04%
CHO 8	9.91%	0.78%	10.69%	1.55%	12.24%	0.00%	9.52%	2.54%	10.37%	9.40%	15.21%
Dublin North	4.41%	0.97%	5.38%	0.29%	5.67%		7.07%	8.38%	0.00%	17.58%	0.96%
Dublin North Central	3.59%	1.02%	4.61%	0.56%	5.16%	3.92%	3.32%	3.41%	5.36%	7.81%	6.79%
Dublin North-West	6.50%	1.17%	7.67%	0.39%	8.06%	2.27%	9.80%	6.85%	5.87%	10.93%	5.92%
Other CHO 9	0.00%	0.00%	0.00%	0.00%	0.00%		0.00%		0.00%		
CHO 9	5.01%	1.08%	6.08%	0.45%	6.53%	3.04%	6.95%	4.93%	4.45%	9.96%	5.88%
Other (incl. Headquarters)	2.26%	0.25%	2.51%	0.07%	2.58%		4.17%	0.00%	2.59%		0.00%
Other Community Services	2.26%	0.25%	2.51%	0.07%	2.58%		4.17%	0.00%	2.59%		0.00%
Community Services	7.37%	0.73%	8.10%	1.13%	9.23%	1.60%	8.58%	5.42%	5.68%	10.16%	10.79%

Total Absence Rate



% of Absence Non Covid-19 / Covid-19

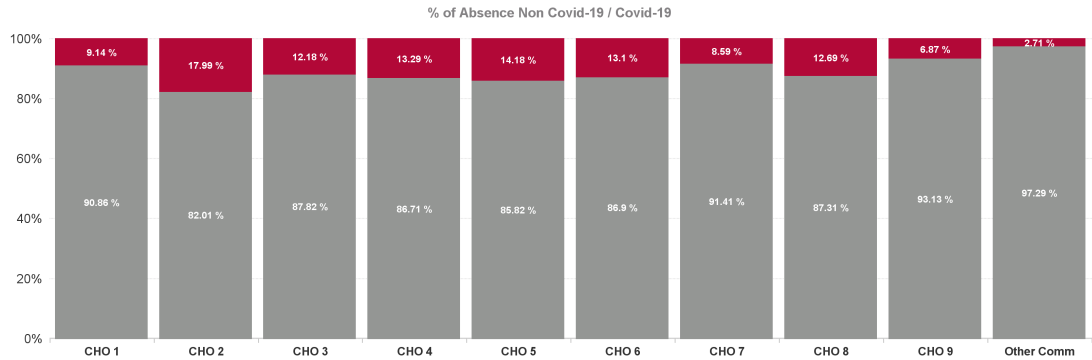


June 2024

Health Service Covid 19 Absence Rate - by Hospital & Staff Category: Jun 2024	Non Covid-19 absence	Covid-19 absence	Total absence rate	Medical & Dental	Nursing & Midwifery	Health & Social Care Professionals	Management & Administrative	General Support	Patient & Client Care
Older People	8.10%	1.13%	9.23%	0.21%	1.17%	0.72%	0.54%	0.74%	1.35%
Cavan/ Monaghan	9.62%	0.23%	9.86%	0.00%	0.51%	0.00%	0.00%	0.00%	0.15%
Donegal	9.83%	1.89%	11.73%	0.00%	1.62%	2.40%	0.91%	0.80%	2.41%
Sligo/ Leitrim	9.13%	0.24%	9.37%	0.00%	0.00%	0.44%	0.26%	0.43%	0.31%
CHO 1	9.55%	0.96%	10.51%	0.00%	0.86%	0.88%	0.43%	0.48%	1.26%
Galway	7.55%	1.39%	8.94%	0.00%	2.03%	1.08%	0.87%	0.41%	1.24%
Mayo	7.64%	2.28%	9.91%	0.00%	3.46%	2.18%	1.45%	3.60%	1.48%
Roscommon	7.19%	0.83%	8.03%		0.33%	0.00%	3.71%	0.00%	1.18%
CHO 2	7.52%	1.65%	9.17%	0.00%	2.34%	1.42%	1.36%	1.15%	1.33%
Clare	10.45%	1.41%	11.86%	0.00%	2.62%	1.76%	0.64%	0.00%	0.72%
Limerick	8.63%	0.94%	9.57%	0.00%	0.71%	0.93%	0.81%	1.14%	1.14%
Tipperary, North/ Limerick, East	5.52%	1.59%	7.11%	0.00%	1.78%	0.00%	1.37%	3.71%	1.17%
CHO 3	8.66%	1.20%	9.87%	0.00%	1.52%	1.08%	0.83%	1.28%	1.02%
Cork North	9.12%	1.08%	10.20%	0.00%	2.70%	0.00%	0.25%	0.00%	0.15%
Cork North Lee	9.74%	0.61%	10.35%	0.00%	0.70%	0.00%	2.48%	0.00%	0.38%
Cork South Lee	7.64%	1.27%	8.90%	0.00%	0.85%	0.00%	0.39%	0.82%	1.98%
Cork West	8.40%	2.75%	11.15%	0.00%	2.25%	0.00%	1.21%	1.09%	3.52%
Kerry	6.66%	0.43%	7.10%	0.00%	0.13%	0.00%	0.00%	0.63%	0.79%
CHO 4	7.90%	1.21%	9.11%	0.00%	1.08%	0.00%	0.50%	0.68%	1.62%
Carlow/ Kilkenny	7.00%	1.99%	8.99%	0.00%	2.48%	0.00%	1.08%	2.53%	1.91%
Tipperary, South	9.01%	1.59%	10.60%	0.00%	2.44%	0.00%	0.00%	1.13%	1.51%
Waterford	6.45%	1.47%	7.92%	0.00%	1.65%	2.54%	1.37%	2.17%	1.26%
Wexford	11.83%	0.45%	12.29%	0.00%	0.38%	2.55%	0.00%	0.00%	0.50%
CHO 5	8.40%	1.39%	9.79%	0.00%	1.67%	1.31%	0.70%	1.21%	1.32%
Dublin South-East	5.41%	0.84%	6.24%	0.00%	0.59%	0.00%	0.80%	1.08%	1.20%
Dun Laoghaire	4.63%	0.00%	4.63%		0.00%	0.00%	0.00%	0.00%	0.00%
Wicklow	5.02%	0.92%	5.95%	0.00%	0.91%	0.00%	0.00%	1.68%	1.13%
CHO 6	5.28%	0.80%	6.07%	0.00%	0.61%	0.00%	0.48%	1.07%	1.11%
Dublin South City	8.70%	0.00%	8.70%	0.00%	0.00%	0.00%	0.00%	0.00%	0.00%
Dublin South-West	6.74%	2.27%	9.02%		2.71%	0.00%	1.20%	0.00%	3.47%
Dublin West	6.23%	0.04%	6.27%	0.00%	0.00%	0.00%	0.00%	0.00%	0.10%
Kildare/ West Wicklow	10.70%	1.32%	12.02%	0.00%	0.70%	4.41%	0.00%	2.86%	1.62%
CHO 7	8.45%	0.79%	9.25%	0.00%	0.62%	0.83%	0.38%	0.58%	1.05%
Laois /Offaly	12.05%	2.08%	14.13%	0.00%	1.01%	0.69%	0.00%	0.00%	3.20%
Longford/ Westmeath	8.80%	0.99%	9.78%	0.00%	1.27%	0.00%	0.00%	0.97%	1.25%
Louth	9.92%	1.60%	11.52%		0.47%	0.00%	2.05%	0.00%	2.51%
Meath	11.77%	1.18%	12.95%	0.00%	1.21%	0.00%	0.00%	0.00%	1.51%
CHO 8	10.69%	1.55%	12.24%	0.00%	0.99%	0.16%	0.39%	0.33%	2.32%
Dublin North	5.38%	0.29%	5.67%		0.72%	0.00%	0.00%	0.00%	0.00%
Dublin North Central	4.61%	0.56%	5.16%	0.00%	0.80%	0.65%	0.44%	0.53%	0.33%
Dublin North-West	7.67%	0.39%	8.06%	2.27%	0.45%	1.25%	0.78%	0.00%	0.08%

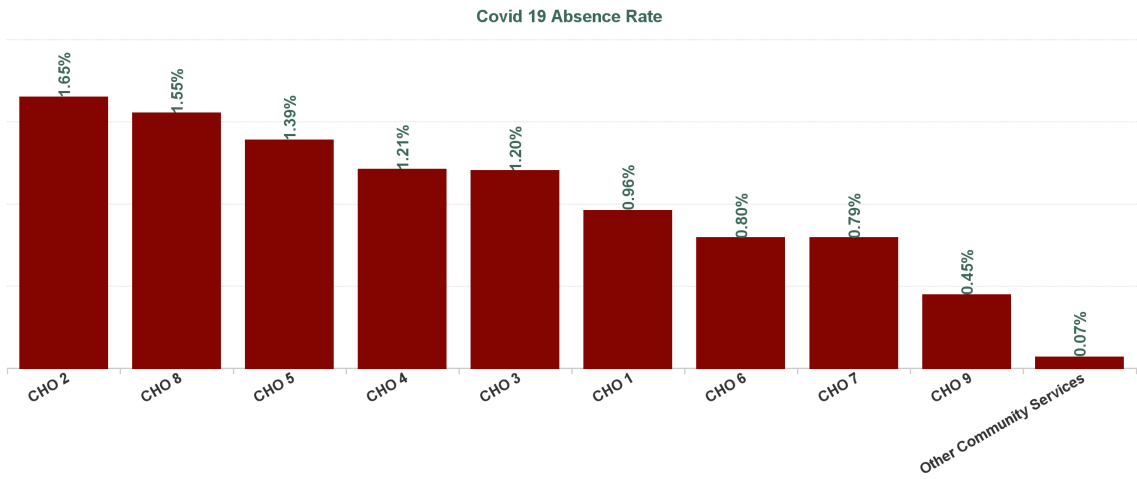
Other CHO 9	0.00%	0.00%	0.00%		0.00%		0.00%		
CHO 9	6.08%	0.45%	6.53%	1.21%	0.61%	0.82%	0.47%	0.24%	0.17%
Other (incl. Headquarters)	2.51%	0.07%	2.58%		0.00%	0.00%	0.07%		0.00%
Other Community Services	2.51%	0.07%	2.58%		0.00%	0.00%	0.07%		0.00%
Community Services	8.10%	1.13%	9.23%	0.21%	1.17%	0.72%	0.54%	0.74%	1.35%

Health Service Absence Rate - by HG, CHO/Care Group & Staff Category- Jun 2024	Certified absence	Self-certified absence	Non Covid-19 absence	Covid-19 Absence	Total absence rate	Medical & Dental	Nursing & Midwifery	Health & Social Care Professionals	Management & Administrative	General Support	Patient & Client Care
Total	7.37%	0.73%	8.10%	1.13%	9.23%	1.60%	8.58%	5.42%	5.68%	10.16%	10.79%
Health Service Executive	8.93%	0.62%	9.55%	0.96%	10.51%	0.00%	9.35%	6.08%	8.10%	11.15%	12.20%
CHO 1	8.93%	0.62%	9.55%	0.96%	10.51%	0.00%	9.35%	6.08%	8.10%	11.15%	12.20%
Health Service Executive	6.94%	0.58%	7.52%	1.65%	9.17%	0.00%	9.34%	6.97%	5.62%	8.18%	9.86%
CHO 2	6.94%	0.58%	7.52%	1.65%	9.17%	0.00%	9.34%	6.97%	5.62%	8.18%	9.86%
Health Service Executive	8.25%	0.60%	8.85%	1.31%	10.16%	0.00%	10.03%	5.82%	6.80%	8.50%	12.22%
Section 38 Voluntary Agencies	6.59%	0.00%	6.59%	0.00%	6.59%		3.56%		0.00%	0.00%	10.55%
CHO 3	8.12%	0.55%	8.66%	1.20%	9.87%	0.00%	9.44%	5.82%	6.73%	7.71%	12.05%
Health Service Executive	7.44%	0.72%	8.17%	1.18%	9.35%	0.00%	8.90%	8.58%	4.16%	11.60%	10.71%
Section 38 Voluntary Agencies	0.64%	0.64%	1.28%	1.98%	3.26%	0.00%	2.59%				3.87%
CHO 4	7.18%	0.72%	7.90%	1.21%	9.11%	0.00%	8.59%	8.58%	4.16%	11.60%	10.40%
Health Service Executive	7.55%	0.85%	8.40%	1.39%	9.79%	8.55%	9.78%	8.18%	6.21%	14.43%	9.91%
CHO 5	7.55%	0.85%	8.40%	1.39%	9.79%	8.55%	9.78%	8.18%	6.21%	14.43%	9.91%
Health Service Executive	5.64%	0.76%	6.41%	1.03%	7.44%	0.00%	6.06%	0.42%	3.66%	9.08%	9.97%
Section 38 Voluntary Agencies	3.97%	0.46%	4.43%	0.62%	5.05%	0.00%	4.01%	1.85%	1.37%	7.20%	6.75%
CHO 6	4.69%	0.59%	5.28%	0.80%	6.07%	0.00%	5.00%	1.55%	2.48%	7.80%	8.20%
Health Service Executive	7.57%	0.88%	8.45%	0.79%	9.25%	0.00%	8.08%	7.56%	6.52%	10.95%	10.19%
CHO 7	7.57%	0.88%	8.45%	0.79%	9.25%	0.00%	8.08%	7.56%	6.52%	10.95%	10.19%
Health Service Executive	9.91%	0.78%	10.69%	1.55%	12.24%	0.00%	9.52%	2.54%	10.37%	9.40%	15.21%
CHO 8	9.91%	0.78%	10.69%	1.55%	12.24%	0.00%	9.52%	2.54%	10.37%	9.40%	15.21%
Health Service Executive	6.10%	1.08%	7.18%	0.38%	7.56%	2.18%	8.54%	6.70%	4.00%	12.53%	5.95%
Section 38 Voluntary Agencies	2.35%	1.06%	3.42%	0.62%	4.04%	4.11%	2.29%	2.83%	5.86%	4.81%	5.72%
CHO 9	5.01%	1.08%	6.08%	0.45%	6.53%	3.04%	6.95%	4.93%	4.45%	9.96%	5.88%
Health Service Executive	2.26%	0.25%	2.51%	0.07%	2.58%		4.17%	0.00%	2.59%		0.00%
Other Community Services	2.26%	0.25%	2.51%	0.07%	2.58%		4.17%	0.00%	2.59%		0.00%
Community Services	7.37%	0.73%	8.10%	1.13%	9.23%	1.60%	8.58%	5.42%	5.68%	10.16%	10.79%



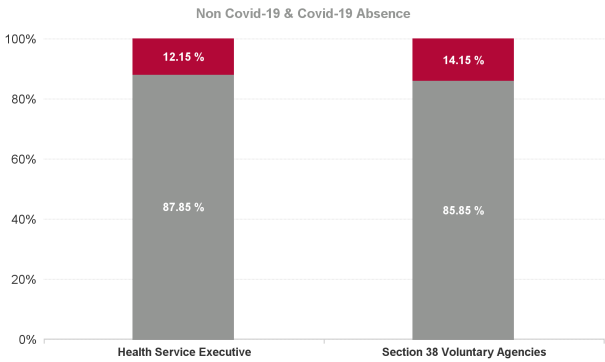
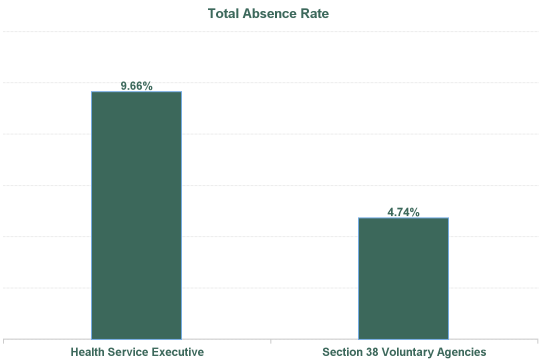
June 2024

Health Service Covid 19 Absence Rate - by Hospital & Staff Category: Jun 2024	Non Covid-19 absence	Covid-19 Absence	Total absence rate	Medical & Dental	Nursing & Midwifery	Health & Social Care Professionals	Management & Administrative	General Support	Patient & Client Care
Older People	8.10%	1.13%	9.23%	0.21%	1.17%	0.72%	0.54%	0.74%	1.35%
Health Service Executive	9.55%	0.96%	10.51%	0.00%	0.86%	0.88%	0.43%	0.48%	1.26%
CHO 1	9.55%	0.96%	10.51%	0.00%	0.86%	0.88%	0.43%	0.48%	1.26%
Health Service Executive	7.52%	1.65%	9.17%	0.00%	2.34%	1.42%	1.36%	1.15%	1.33%
CHO 2	7.52%	1.65%	9.17%	0.00%	2.34%	1.42%	1.36%	1.15%	1.33%
Health Service Executive	8.85%	1.31%	10.16%	0.00%	1.67%	1.08%	0.84%	1.41%	1.13%
Section 38 Voluntary Agencies	6.59%	0.00%	6.59%		0.00%		0.00%	0.00%	0.00%
CHO 3	8.66%	1.20%	9.87%	0.00%	1.52%	1.08%	0.83%	1.28%	1.02%
Health Service Executive	8.17%	1.18%	9.35%	0.00%	1.05%	0.00%	0.50%	0.68%	1.58%
Section 38 Voluntary Agencies	1.28%	1.98%	3.26%	0.00%	1.64%				2.30%
CHO 4	7.90%	1.21%	9.11%	0.00%	1.08%	0.00%	0.50%	0.68%	1.62%
Health Service Executive	8.40%	1.39%	9.79%	0.00%	1.67%	1.31%	0.70%	1.21%	1.32%
CHO 5	8.40%	1.39%	9.79%	0.00%	1.67%	1.31%	0.70%	1.21%	1.32%
Health Service Executive	6.41%	1.03%	7.44%	0.00%	1.26%	0.00%	0.00%	0.71%	1.23%
Section 38 Voluntary Agencies	4.43%	0.62%	5.05%	0.00%	0.00%	0.00%	0.94%	1.24%	1.00%
CHO 6	5.28%	0.80%	6.07%	0.00%	0.61%	0.00%	0.48%	1.07%	1.11%
Health Service Executive	8.45%	0.79%	9.25%	0.00%	0.62%	0.83%	0.38%	0.58%	1.05%
CHO 7	8.45%	0.79%	9.25%	0.00%	0.62%	0.83%	0.38%	0.58%	1.05%
Health Service Executive	10.69%	1.55%	12.24%	0.00%	0.99%	0.16%	0.39%	0.33%	2.32%
CHO 8	10.69%	1.55%	12.24%	0.00%	0.99%	0.16%	0.39%	0.33%	2.32%
Health Service Executive	7.18%	0.38%	7.56%	2.18%	0.50%	0.81%	0.63%	0.00%	0.12%
Section 38 Voluntary Agencies	3.42%	0.62%	4.04%	0.00%	0.96%	0.84%	0.00%	0.71%	0.31%
CHO 9	6.08%	0.45%	6.53%	1.21%	0.61%	0.82%	0.47%	0.24%	0.17%
Health Service Executive	2.51%	0.07%	2.58%		0.00%	0.00%	0.07%		0.00%
Other Community Services	2.51%	0.07%	2.58%		0.00%	0.00%	0.07%		0.00%
Community Services	8.10%	1.13%	9.23%	0.21%	1.17%	0.72%	0.54%	0.74%	1.35%



June 2024

Health Service Absence Rate - by Admin : Jun 2024	Certified absence	Self-certified absence	Non Covid-19 absence	Covid-19 Absence	Total absence rate	Medical & Dental	Nursing & Midwifery	Health & Social Care Professionals	Management & Administrative	General Support	Patient & Client Care
Total	7.37%	0.73%	8.10%	1.13%	9.23%	1.60%	8.58%	5.42%	5.68%	10.16%	10.79%
Health Service Executive	7.75%	0.74%	8.49%	1.17%	9.66%	1.45%	9.06%	6.30%	5.86%	10.85%	11.11%
Section 38 Voluntary Agencies	3.45%	0.62%	4.07%	0.67%	4.74%	2.80%	3.32%	2.32%	2.97%	5.95%	6.63%



Health Service Absence Rate - by Staff Category: Jun 2024	Certified absence	Self- certified absence	Non Covid-19 absence	Covid-19 Absence	Total absence rate	% Non Covid-19 absence	% Covid-19 absence
<b>CHO 1</b>	<b>8.93%</b>	<b>0.62%</b>	<b>9.55%</b>	<b>0.96%</b>	<b>10.51%</b>	<b>90.86%</b>	<b>9.14%</b>
Medical & Dental	0.00%	0.00%	0.00%	0.00%	0.00%		
Nursing & Midwifery	7.77%	0.72%	8.49%	0.86%	9.35%	90.82%	9.18%
Health & Social Care Professionals	4.74%	0.46%	5.21%	0.88%	6.08%	85.61%	14.39%
Management & Administrative	7.11%	0.56%	7.67%	0.43%	8.10%	94.66%	5.34%
General Support	10.10%	0.57%	10.66%	0.48%	11.15%	95.65%	4.35%
Patient & Client Care	10.33%	0.60%	10.94%	1.26%	12.20%	89.67%	10.33%

Health Service Absence Rate - by Staff Category: Jun 2024	Certified absence	Self- certified absence	Non Covid-19 absence	Covid-19 Absence	Total absence rate	% Non Covid-19 absence	% Covid-19 absence
<b>CHO 2</b>	<b>6.94%</b>	<b>0.58%</b>	<b>7.52%</b>	<b>1.65%</b>	<b>9.17%</b>	<b>82.01%</b>	<b>17.99%</b>
Medical & Dental	0.00%	0.00%	0.00%	0.00%	0.00%		
Nursing & Midwifery	6.31%	0.69%	7.00%	2.34%	9.34%	74.96%	25.04%
Health & Social Care Professionals	3.87%	1.68%	5.55%	1.42%	6.97%	79.63%	20.37%
Management & Administrative	4.13%	0.13%	4.26%	1.36%	5.62%	75.74%	24.26%
General Support	7.03%	0.00%	7.03%	1.15%	8.18%	85.96%	14.04%
Patient & Client Care	7.96%	0.58%	8.54%	1.33%	9.86%	86.56%	13.44%

Health Service Absence Rate - by Staff Category: Jun 2024	Certified absence	Self- certified absence	Non Covid-19 absence	Covid-19 Absence	Total absence rate	% Non Covid-19 absence	% Covid-19 absence
<b>CHO 3</b>	<b>8.12%</b>	<b>0.55%</b>	<b>8.66%</b>	<b>1.20%</b>	<b>9.87%</b>	<b>87.82%</b>	<b>12.18%</b>
Medical & Dental	0.00%	0.00%	0.00%	0.00%	0.00%		
Nursing & Midwifery	7.42%	0.50%	7.92%	1.52%	9.44%	83.92%	16.08%
Health & Social Care Professionals	3.97%	0.77%	4.74%	1.08%	5.82%	81.42%	18.58%
Management & Administrative	5.47%	0.43%	5.90%	0.83%	6.73%	87.71%	12.29%
General Support	6.15%	0.28%	6.42%	1.28%	7.71%	83.36%	16.64%
Patient & Client Care	10.37%	0.67%	11.03%	1.02%	12.05%	91.54%	8.46%

Health Service Absence Rate - by Staff Category: Jun 2024	Certified absence	Self- certified absence	Non Covid-19 absence	Covid-19 Absence	Total absence rate	% Non Covid-19 absence	% Covid-19 absence
<b>CHO 4</b>	<b>7.18%</b>	<b>0.72%</b>	<b>7.90%</b>	<b>1.21%</b>	<b>9.11%</b>	<b>86.71%</b>	<b>13.29%</b>
Medical & Dental	0.00%	0.00%	0.00%	0.00%	0.00%		
Nursing & Midwifery	6.82%	0.69%	7.51%	1.08%	8.59%	87.42%	12.58%
Health & Social Care Professionals	8.42%	0.16%	8.58%	0.00%	8.58%	100.00%	0.00%
Management & Administrative	3.12%	0.53%	3.65%	0.50%	4.16%	87.86%	12.14%
General Support	10.32%	0.60%	10.91%	0.68%	11.60%	94.10%	5.90%
Patient & Client Care	7.94%	0.85%	8.79%	1.62%	10.40%	84.47%	15.53%

Health Service Absence Rate - by Staff Category: Jun 2024	Certified absence	Self- certified absence	Non Covid-19 absence	Covid-19 Absence	Total absence rate	% Non Covid-19 absence	% Covid-19 absence
<b>CHO 5</b>	<b>7.55%</b>	<b>0.85%</b>	<b>8.40%</b>	<b>1.39%</b>	<b>9.79%</b>	<b>85.82%</b>	<b>14.18%</b>
Medical & Dental	8.55%	0.00%	8.55%	0.00%	8.55%	100.00%	0.00%
Nursing & Midwifery	6.92%	1.19%	8.11%	1.67%	9.78%	82.93%	17.07%
Health & Social Care Professionals	6.62%	0.26%	6.88%	1.31%	8.18%	84.04%	15.96%
Management & Administrative	5.23%	0.28%	5.51%	0.70%	6.21%	88.76%	11.24%
General Support	12.91%	0.31%	13.23%	1.21%	14.43%	91.65%	8.35%
Patient & Client Care	7.80%	0.79%	8.59%	1.32%	9.91%	86.70%	13.30%

Health Service Absence Rate - by Staff Category: Jun 2024	Certified absence	Self- certified absence	Non Covid-19 absence	Covid-19 Absence	Total absence rate	% Non Covid-19 absence	% Covid-19 absence
<b>CHO 6</b>	<b>4.69%</b>	<b>0.59%</b>	<b>5.28%</b>	<b>0.80%</b>	<b>6.07%</b>	<b>86.90%</b>	<b>13.10%</b>
Medical & Dental	0.00%	0.00%	0.00%	0.00%	0.00%		
Nursing & Midwifery	3.91%	0.48%	4.39%	0.61%	5.00%	87.85%	12.15%
Health & Social Care Professionals	1.34%	0.21%	1.55%	0.00%	1.55%	100.00%	0.00%
Management & Administrative	1.36%	0.63%	2.00%	0.48%	2.48%	80.52%	19.48%
General Support	5.92%	0.82%	6.73%	1.07%	7.80%	86.29%	13.71%
Patient & Client Care	6.42%	0.68%	7.10%	1.11%	8.20%	86.51%	13.49%

Health Service Absence Rate - by Staff Category: Jun 2024	Certified absence	Self- certified absence	Non Covid-19 absence	Covid-19 Absence	Total absence rate	% Non Covid-19 absence	% Covid-19 absence
<b>CHO 7</b>	<b>7.57%</b>	<b>0.88%</b>	<b>8.45%</b>	<b>0.79%</b>	<b>9.25%</b>	<b>91.41%</b>	<b>8.59%</b>
Medical & Dental	0.00%	0.00%	0.00%	0.00%	0.00%		
Nursing & Midwifery	6.24%	1.22%	7.46%	0.62%	8.08%	92.27%	7.73%
Health & Social Care Professionals	6.26%	0.47%	6.73%	0.83%	7.56%	89.06%	10.94%
Management & Administrative	5.59%	0.56%	6.14%	0.38%	6.52%	94.19%	5.81%
General Support	9.72%	0.64%	10.37%	0.58%	10.95%	94.66%	5.34%
Patient & Client Care	8.38%	0.75%	9.13%	1.05%	10.19%	89.66%	10.34%

Health Service Absence Rate - by Staff Category: Jun 2024	Certified absence	Self- certified absence	Non Covid-19 absence	Covid-19 Absence	Total absence rate	% Non Covid-19 absence	% Covid-19 absence
<b>CHO 8</b>	<b>9.91%</b>	<b>0.78%</b>	<b>10.69%</b>	<b>1.55%</b>	<b>12.24%</b>	<b>87.31%</b>	<b>12.69%</b>
Medical & Dental	0.00%	0.00%	0.00%	0.00%	0.00%		
Nursing & Midwifery	7.64%	0.89%	8.53%	0.99%	9.52%	89.60%	10.40%
Health & Social Care Professionals	2.23%	0.16%	2.39%	0.16%	2.54%	93.84%	6.16%
Management & Administrative	9.69%	0.30%	9.98%	0.39%	10.37%	96.25%	3.75%
General Support	8.39%	0.68%	9.07%	0.33%	9.40%	96.53%	3.47%
Patient & Client Care	12.04%	0.86%	12.89%	2.32%	15.21%	84.75%	15.25%

Health Service Absence Rate - by Staff Category: Jun 2024	Certified absence	Self- certified absence	Non Covid-19 absence	Covid-19 Absence	Total absence rate	% Non Covid-19 absence	% Covid-19 absence
<b>CHO 9</b>	<b>5.01%</b>	<b>1.08%</b>	<b>6.08%</b>	<b>0.45%</b>	<b>6.53%</b>	<b>93.13%</b>	<b>6.87%</b>
Medical & Dental	1.52%	0.30%	1.83%	1.21%	3.04%	60.15%	39.85%
Nursing & Midwifery	5.19%	1.15%	6.34%	0.61%	6.95%	91.16%	8.84%
Health & Social Care Professionals	3.44%	0.67%	4.11%	0.82%	4.93%	83.35%	16.65%
Management & Administrative	2.39%	1.59%	3.98%	0.47%	4.45%	89.37%	10.63%
General Support	8.61%	1.11%	9.72%	0.24%	9.96%	97.62%	2.38%
Patient & Client Care	4.70%	1.01%	5.71%	0.17%	5.88%	97.04%	2.96%

Health Service Absence Rate - by Staff Category: Jun 2024	Certified absence	Self- certified absence	Non Covid-19 absence	Covid-19 Absence	Total absence rate	% Non Covid-19 absence	% Covid-19 absence
<b>Other Comm</b>	<b>2.26%</b>	<b>0.25%</b>	<b>2.51%</b>	<b>0.07%</b>	<b>2.58%</b>	<b>97.29%</b>	<b>2.71%</b>
Medical & Dental							
Nursing & Midwifery	4.17%	0.00%	4.17%	0.00%	4.17%	100.00%	0.00%
Health & Social Care Professionals	0.00%	0.00%	0.00%	0.00%	0.00%		
Management & Administrative	2.26%	0.26%	2.51%	0.07%	2.59%	97.17%	2.83%
General Support							
Patient & Client Care	0.00%	0.00%	0.00%	0.00%	0.00%		

Health Service Absence Rate - by Staff Category: Jun 2024	Certified absence	Self- certified absence	Non Covid-19 absence	Covid-19 Absence	Total absence rate	% Non Covid-19 absence	% Covid-19 absence
<b>Incorporated Orthopaedic Hospital</b>	<b>2.35%</b>	<b>1.06%</b>	<b>3.42%</b>	<b>0.62%</b>	<b>4.04%</b>	<b>84.63%</b>	<b>15.37%</b>
Medical & Dental	3.43%	0.69%	4.11%	0.00%	4.11%	100.00%	0.00%
Nursing & Midwifery	0.92%	0.41%	1.33%	0.96%	2.29%	57.99%	42.01%
Health & Social Care Professionals	1.37%	0.62%	1.99%	0.84%	2.83%	70.44%	29.56%
Management & Administrative	0.56%	5.30%	5.86%	0.00%	5.86%	100.00%	0.00%
General Support	2.94%	1.15%	4.10%	0.71%	4.81%	85.22%	14.78%
Patient & Client Care	4.48%	0.93%	5.41%	0.31%	5.72%	94.59%	5.41%

Health Service Absence Rate - by Staff Category: Jun 2024	Certified absence	Self- certified absence	Non Covid-19 absence	Covid-19 Absence	Total absence rate	% Non Covid-19 absence	% Covid-19 absence
<b>Leopardstown Park Hospital</b>	<b>4.26%</b>	<b>0.40%</b>	<b>4.66%</b>	<b>0.79%</b>	<b>5.45%</b>	<b>85.44%</b>	<b>14.56%</b>
Medical & Dental	0.00%	0.00%	0.00%	0.00%	0.00%		
Nursing & Midwifery	5.70%	0.31%	6.01%	0.00%	6.01%	100.00%	0.00%
Health & Social Care Professionals	2.25%	0.00%	2.25%	0.00%	2.25%	100.00%	0.00%
Management & Administrative	0.00%	0.00%	0.00%	0.72%	0.72%	0.00%	100.00%
General Support	4.92%	0.56%	5.48%	0.72%	6.20%	88.41%	11.59%
Patient & Client Care	4.36%	0.54%	4.91%	1.55%	6.45%	76.05%	23.95%

Health Service Absence Rate - by Staff Category: Jun 2024	Certified absence	Self- certified absence	Non Covid-19 absence	Covid-19 Absence	Total absence rate	% Non Covid-19 absence	% Covid-19 absence
<b>Marymount OP</b>	<b>0.64%</b>	<b>0.64%</b>	<b>1.28%</b>	<b>1.98%</b>	<b>3.26%</b>	<b>39.17%</b>	<b>60.83%</b>
Medical & Dental	0.00%	0.00%	0.00%	0.00%	0.00%		
Nursing & Midwifery	0.48%	0.48%	0.95%	1.64%	2.59%	36.75%	63.25%
Health & Social Care Professionals							
Management & Administrative							
General Support							
Patient & Client Care	0.78%	0.78%	1.57%	2.30%	3.87%	40.53%	59.47%

Health Service Absence Rate - by Staff Category: Jun 2024	Certified absence	Self- certified absence	Non Covid-19 absence	Covid-19 Absence	Total absence rate	% Non Covid-19 absence	% Covid-19 absence
<b>Milford Care Centre OP</b>	<b>6.59%</b>	<b>0.00%</b>	<b>6.59%</b>	<b>0.00%</b>	<b>6.59%</b>	<b>100.00%</b>	<b>0.00%</b>
Medical & Dental							
Nursing & Midwifery	3.56%	0.00%	3.56%	0.00%	3.56%	100.00%	0.00%
Health & Social Care Professionals							
Management & Administrative	0.00%	0.00%	0.00%	0.00%	0.00%		
General Support	0.00%	0.00%	0.00%	0.00%	0.00%		
Patient & Client Care	10.55%	0.00%	10.55%	0.00%	10.55%	100.00%	0.00%

Health Service Absence Rate - by Staff Category: Jun 2024	Certified absence	Self- certified absence	Non Covid-19 absence	Covid-19 Absence	Total absence rate	% Non Covid-19 absence	% Covid-19 absence
Royal Hospital, Donnybrook, Dub	3.74%	0.51%	4.25%	0.48%	4.72%	89.91%	10.09%
Medical & Dental	0.00%	0.00%	0.00%	0.00%	0.00%		
Nursing & Midwifery	2.53%	0.33%	2.86%	0.00%	2.86%	100.00%	0.00%
Health & Social Care Professionals	1.49%	0.21%	1.70%	0.00%	1.70%	100.00%	0.00%
Management & Administrative	0.00%	1.04%	1.04%	1.23%	2.27%	45.65%	54.35%
General Support	5.42%	1.18%	6.60%	1.94%	8.54%	77.29%	22.71%
Patient & Client Care	6.01%	0.49%	6.50%	0.51%	7.01%	92.72%	7.28%

Year / Month	Certified absence	Self-certified absence	Non Covid-19 absence	Covid-19 Absence	Total absence rate	Medical & Dental	Nursing & Midwifery	Health & Social Care Professionals	Management & Administrative	General Support	Patient & Client Care
Jun 2024	7.37%	0.73%	8.10%	1.13%	9.23%	1.60%	8.58%	5.42%	5.68%	10.16%	10.79%
May 2024	7.16%	0.70%	7.86%	0.62%	8.48%	1.44%	8.22%	4.46%	5.63%	9.25%	9.76%
Apr 2024	7.17%	0.74%	7.91%	0.52%	8.43%	0.72%	8.24%	4.78%	5.44%	8.36%	9.82%
Mar 2024	7.29%	0.65%	7.93%	0.50%	8.43%	1.74%	8.19%	5.71%	5.64%	8.14%	9.68%
Feb 2024	7.12%	0.68%	7.81%	0.60%	8.41%	1.51%	8.36%	4.53%	5.02%	8.03%	9.84%
Jan 2024	7.67%	0.81%	8.48%	1.16%	9.64%	1.65%	9.97%	5.56%	6.56%	9.46%	10.75%
2024	7.30%	0.72%	8.02%	0.76%	8.78%	1.44%	8.60%	5.07%	5.68%	8.90%	10.11%
Dec 2023	7.14%	0.84%	7.98%	1.11%	9.09%	1.81%	8.84%	7.41%	5.92%	8.39%	10.41%
Nov 2023	7.03%	0.74%	7.77%	0.77%	8.54%	1.95%	8.34%	5.19%	5.03%	8.27%	10.09%
Oct 2023	6.45%	0.67%	7.12%	0.84%	7.96%	2.19%	7.87%	4.34%	5.63%	8.39%	8.97%
Sep 2023	6.37%	0.72%	7.09%	1.11%	8.21%	2.23%	8.67%	5.01%	5.22%	8.20%	8.97%
Aug 2023	6.88%	0.65%	7.53%	1.12%	8.66%	2.10%	8.56%	4.14%	5.33%	9.94%	9.73%
Jul 2023	5.86%	0.64%	6.51%	0.84%	7.35%	2.45%	7.60%	3.17%	4.47%	7.48%	8.24%
Jun 2023	6.19%	0.64%	6.83%	0.61%	7.44%	2.37%	7.31%	3.42%	4.65%	8.38%	8.49%
May 2023	6.16%	0.61%	6.77%	0.83%	7.59%	1.82%	7.77%	4.04%	4.11%	8.05%	8.67%
Apr 2023	5.83%	0.66%	6.49%	0.87%	7.37%	2.31%	7.68%	3.26%	4.24%	6.93%	8.36%
Mar 2023	5.95%	0.62%	6.57%	0.85%	7.41%	2.63%	7.10%	4.43%	5.13%	7.24%	8.63%
Feb 2023	6.16%	0.56%	6.72%	0.88%	7.59%	2.62%	7.80%	3.62%	5.06%	7.47%	8.50%
Jan 2023	6.98%	0.75%	7.72%	1.42%	9.14%	3.31%	9.46%	4.46%	5.24%	9.05%	10.36%
2023	6.42%	0.68%	7.10%	0.94%	8.03%	2.31%	8.08%	4.39%	5.00%	8.15%	9.13%
Dec 2022	6.72%	0.95%	7.67%	1.68%	9.35%	2.95%	9.37%	4.72%	5.86%	9.23%	10.60%
Nov 2022	6.06%	0.73%	6.79%	1.34%	8.13%	1.54%	8.01%	3.70%	4.19%	7.55%	9.79%
Oct 2022	6.07%	0.67%	6.74%	1.29%	8.03%	1.66%	7.70%	3.99%	3.82%	7.43%	9.78%
Sep 2022	5.68%	0.68%	6.36%	1.19%	7.55%	0.97%	7.33%	3.34%	4.07%	7.31%	9.00%
Aug 2022	5.91%	0.63%	6.54%	1.29%	7.83%	1.69%	7.13%	4.35%	4.51%	7.83%	9.51%
Jul 2022	6.11%	0.60%	6.71%	2.34%	9.05%	1.84%	8.73%	4.93%	5.86%	7.92%	10.68%
Jun 2022	5.85%	0.60%	6.45%	2.19%	8.64%	2.64%	8.44%	5.56%	4.97%	9.43%	9.89%
May 2022	5.38%	0.54%	5.91%	1.64%	7.55%	1.82%	7.31%	5.67%	3.95%	8.11%	8.69%
Apr 2022	5.86%	0.54%	6.40%	3.50%	9.90%	0.52%	10.15%	5.71%	6.38%	10.45%	10.94%
Mar 2022	5.73%	0.52%	6.24%	5.06%	11.30%	0.97%	11.99%	8.47%	7.90%	11.54%	11.93%
Feb 2022	5.77%	0.53%	6.29%	3.66%	9.95%	1.60%	10.75%	7.21%	6.04%	9.80%	10.66%
Jan 2022	5.43%	0.48%	5.91%	6.47%	12.38%	1.24%	12.43%	7.62%	7.19%	12.34%	14.08%
2022	5.88%	0.62%	6.50%	2.63%	9.13%	1.61%	9.10%	5.52%	5.37%	9.08%	10.46%
Dec 2021	5.58%	0.56%	6.14%	3.36%	9.50%	0.82%	9.49%	5.41%	6.12%	10.50%	10.57%
Nov 2021	5.62%	0.76%	6.38%	2.82%	9.20%	1.60%	9.04%	5.61%	5.39%	9.33%	10.62%
Oct 2021	5.73%	0.58%	6.32%	1.91%	8.23%	0.59%	8.01%	4.05%	5.11%	8.15%	9.57%
Sep 2021	5.67%	0.53%	6.20%	1.56%	7.77%	1.14%	7.92%	3.70%	3.78%	7.86%	8.95%
Aug 2021	5.76%	0.55%	6.31%	1.42%	7.73%	0.62%	7.74%	3.11%	4.09%	7.95%	8.92%
Jul 2021	5.57%	0.54%	6.12%	1.18%	7.30%	0.58%	7.04%	1.73%	3.80%	7.89%	8.77%
Jun 2021	5.26%	0.52%	5.79%	1.18%	6.96%	0.51%	7.09%	2.22%	4.12%	7.27%	7.94%
May 2021	4.80%	0.42%	5.21%	1.08%	6.29%	0.20%	6.17%	3.04%	3.97%	6.61%	7.21%
Apr 2021	5.10%	0.43%	5.53%	1.38%	6.92%	0.00%	6.80%	4.13%	4.15%	6.14%	8.12%
Mar 2021	5.00%	0.41%	5.41%	1.65%	7.06%	0.74%	7.40%	4.12%	4.07%	5.82%	8.08%
Feb 2021	5.42%	0.52%	5.93%	4.84%	10.78%	3.85%	11.53%	4.74%	4.40%	8.36%	12.69%
Jan 2021	5.48%	0.36%	5.84%	6.51%	12.35%	4.08%	13.10%	5.33%	6.22%	11.10%	13.96%
2021	5.43%	0.52%	5.94%	2.41%	8.35%	1.23%	8.45%	3.95%	4.61%	8.11%	9.63%

Year / Month	Certified absence	Self-certified absence	Non Covid-19 absence	Covid-19 Absence	Total absence rate	CHO 1	CHO 2	CHO 3	CHO 4	CHO 5	CHO 6	CHO 7	CHO 8	CHO 9	Other Comm	Social Care
Jun 2024	7.37%	0.73%	8.10%	1.13%	9.23%	10.51%	9.17%	9.87%	9.11%	9.79%	6.07%	9.25%	12.24%	6.53%	2.58%	9.23%
May 2024	7.16%	0.70%	7.86%	0.62%	8.48%	10.40%	7.36%	8.62%	8.26%	8.65%	6.09%	8.17%	11.28%	6.59%	4.36%	8.48%
Apr 2024	7.17%	0.74%	7.91%	0.52%	8.43%	10.63%	8.88%	8.71%	7.32%	8.38%	5.63%	9.10%	10.64%	6.50%	3.86%	8.43%
Mar 2024	7.29%	0.65%	7.93%	0.50%	8.43%	11.01%	7.74%	8.80%	7.37%	9.35%	5.84%	8.76%	9.83%	7.20%	3.98%	8.43%
Feb 2024	7.12%	0.68%	7.81%	0.60%	8.41%	11.44%	7.41%	8.32%	7.41%	8.66%	5.86%	9.23%	10.41%	6.89%	4.17%	8.41%
Jan 2024	7.67%	0.81%	8.48%	1.16%	9.64%	12.91%	7.60%	9.98%	8.76%	10.33%	7.29%	10.49%	11.93%	7.08%	5.84%	9.64%
2024	7.30%	0.72%	8.02%	0.76%	8.78%	11.17%	8.04%	9.04%	8.03%	9.20%	6.14%	9.16%	11.06%	6.80%	4.19%	8.78%
Dec 2023	7.14%	0.84%	7.98%	1.11%	9.09%	12.21%	8.32%	9.94%	8.05%	9.15%	6.48%	10.41%	9.89%	7.45%	4.07%	9.09%
Nov 2023	7.03%	0.74%	7.77%	0.77%	8.54%	11.85%	7.35%	9.16%	7.91%	8.35%	6.24%	9.04%	9.78%	6.94%	2.42%	8.54%
Oct 2023	6.45%	0.67%	7.12%	0.84%	7.96%	10.63%	4.28%	9.50%	7.60%	9.13%	8.23%	10.07%	6.31%	3.56%	7.96%	7.96%
Sep 2023	6.37%	0.72%	7.09%	1.11%	8.21%	10.74%	4.75%	10.48%	8.33%	9.34%	5.60%	9.09%	8.94%	6.71%	3.80%	8.21%
Aug 2023	6.88%	0.65%	7.53%	1.12%	8.66%	11.19%	4.57%	10.54%	8.91%	9.29%	7.09%	9.84%	9.88%	7.10%	3.64%	8.66%
Jul 2023	5.86%	0.64%	6.51%	0.84%	7.35%	10.00%	5.08%	9.90%	7.36%	7.51%	5.39%	7.63%	8.27%	4.86%	2.99%	7.35%
Jun 2023	6.19%	0.64%	6.83%	0.61%	7.44%	9.11%	5.26%	9.30%	7.77%	7.20%	5.36%	8.48%	8.41%	6.23%	1.54%	7.44%
May 2023	6.16%	0.61%	6.77%	0.83%	7.59%	9.09%	4.07%	10.00%	7.44%	8.00%	6.09%	8.58%	9.27%	6.55%	2.41%	7.59%
Apr 2023	5.83%	0.66%	6.49%	0.87%	7.37%	10.00%	5.08%	9.91%	7.36%	7.51%	5.45%	7.62%	8.27%	5.03%	1.28%	7.37%
Mar 2023	5.95%	0.62%	6.57%	0.85%	7.41%	10.14%	5.20%	10.39%	5.27%	8.58%	6.24%	7.50%	9.74%	5.83%	2.56%	7.41%
Feb 2023	6.16%	0.56%	6.72%	0.88%	7.59%	10.30%	5.51%	10.02%	6.71%	8.80%	5.42%	7.74%	8.67%	5.64%	1.24%	7.59%
Jan 2023	6.98%	0.75%	7.72%	1.42%	9.14%	12.83%	6.25%	11.80%	8.52%	10.18%	7.74%	8.13%	10.01%	6.45%	3.29%	9.14%
2023	6.42%	0.68%	7.10%	0.94%	8.03%	10.70%	5.45%	10.08%	7.56%	8.60%	6.05%	8.54%	9.29%	6.25%	2.78%	8.03%
Dec 2022	6.72%	0.95%	7.67%	1.68%	9.35%	11.94%	4.67%	12.52%	6.53%	11.79%	8.63%	9.70%	12.50%	8.80%	4.81%	9.35%
Nov 2022	6.06%	0.73%	6.79%	1.34%	8.13%	11.03%	5.07%	10.56%	6.25%	9.03%	7.44%	7.59%	9.96%	7.13%	3.06%	8.13%
Oct 2022	6.07%	0.67%	6.74%	1.29%	8.03%	10.88%	5.59%	9.84%	6.71%	8.96%	6.56%	7.56%	10.38%	5.95%	1.65%	8.03%
Sep 2022	5.68%	0.68%	6.36%	1.19%	7.55%	9.80%	4.65%	8.67%	6.11%	8.29%	7.34%	8.61%	10.70%	5.60%	1.23%	7.55%
Aug 2022	5.91%	0.63%	6.54%	1.29%	7.83%	11.56%	5.66%	8.73%	5.80%	7.93%	6.39%	7.58%	10.45%	6.37%	3.91%	7.83%
Jul 2022	6.11%	0.60%	6.71%	2.34%	9.05%	11.63%	4.89%	10.85%	7.70%	11.24%	6.82%	9.94%	11.63%	7.53%	4.17%	9.05%
Jun 2022	5.85%	0.60%	6.45%	2.19%	8.64%	11.51%	4.77%	10.55%	5.64%	10.91%	7.38%	9.93%	11.23%	8.43%	1.75%	8.64%
May 2022	5.38%	0.54%	5.91%	1.64%	7.55%	9.32%	3.13%	9.59%	6.54%	9.06%	5.65%	7.93%	10.57%	6.91%	1.08%	7.55%
Apr 2022	5.86%	0.54%	6.40%	3.50%	9.90%	9.67%	4.79%	12.25%	10.68%	11.88%	7.30%	11.18%	13.54%	8.26%	2.88%	9.90%
Mar 2022	5.73%	0.52%	6.24%	5.06%	11.30%	13.89%	4.77%	12.81%	8.99%	13.07%	11.29%	11.56%	15.34%	12.17%	2.43%	11.30%
Feb 2022	5.77%	0.53%	6.29%	3.66%	9.95%	11.70%	6.40%	10.88%	9.04%	10.64%	7.85%	11.56%	12.40%	10.04%	0.79%	9.95%
Jan 2022	5.43%	0.48%	5.91%	6.47%	12.38%	14.83%	9.85%	13.96%	10.43%	13.05%	9.78%	14.69%	16.16%	9.32%	2.90%	12.38%
2022	5.88%	0.62%	6.50%	2.63%	9.13%	11.48%	5.33%	10.95%	7.48%	10.50%	7.71%	9.81%	12.09%	8.03%	2.53%	9.13%
Dec 2021	5.58%	0.56%	6.14%	3.36%	9.50%	11.39%	6.22%	10.52%	7.79%	11.59%	8.29%	10.77%	12.52%	8.12%	2.41%	9.50%
Nov 2021	5.62%	0.76%	6.38%	2.82%	9.20%	10.39%	4.96%	11.61%	7.55%	10.38%	9.39%	11.39%	12.49%	7.35%	1.00%	9.20%
Oct 2021	5.73%	0.58%	6.32%	1.91%	8.23%	8.42%	5.82%	11.68%	7.10%	9.20%	6.24%	10.60%	10.40%	6.10%	1.85%	8.23%
Sep 2021	5.67%	0.53%	6.20%	1.56%	7.77%	8.83%	3.93%	10.39%	6.73%	8.83%	6.74%	10.65%	9.63%	6.86%	2.31%	7.77%
Aug 2021	5.76%	0.55%	6.31%	1.42%	7.73%	9.19%	5.38%	9.86%	6.83%	7.92%	6.16%	9.41%	8.81%	7.22%	4.45%	7.73%
Jul 2021	5.57%	0.54%	6.12%	1.18%	7.30%	8.66%	5.72%	9.60%	6.35%	7.77%	5.49%	8.43%	8.76%	6.04%	4.40%	7.30%
Jun 2021	5.26%	0.52%	5.79%	1.18%	6.96%	8.87%	3.77%	8.74%	6.57%	7.57%	6.00%	8.24%	7.72%	6.20%	2.01%	6.96%
May 2021	4.80%	0.42%	5.21%	1.08%	6.29%	7.67%	2.27%	8.15%	6.31%	7.21%	6.38%	6.91%	7.44%	4.70%	1.81%	6.29%
Apr 2021	5.10%	0.43%	5.53%	1.38%	6.92%	8.69%	3.98%	9.15%	7.06%	7.37%	6.17%	6.72%	7.89%	5.46%	1.95%	6.92%
Mar 2021	5.00%	0.41%	5.41%	1.65%	7.06%	8.29%	4.88%	9.70%	6.07%	7.63%	7.18%	7.42%	7.99%	5.63%	0.74%	7.06%
Feb 2021	5.42%	0.52%	5.93%	4.84%	10.78%	11.30%	10.97%	10.62%	11.22%	10.40%	10.94%	9.18%	12.04%	10.11%	0.80%	10.78%
Jan 2021	5.48%	0.36%	5.84%	6.51%	12.35%	15.96%	12.46%	10.98%	8.67%	13.98%	13.17%	12.56%	13.13%	11.43%	3.30%	12.35%
2021	5.43%	0.52%	5.94%	2.41%	8.35%	9.80%	5.75%	10.10%	7.41%	9.19%	7.67%	9.35%	9.91%	7.08%	2.21%	8.35%

