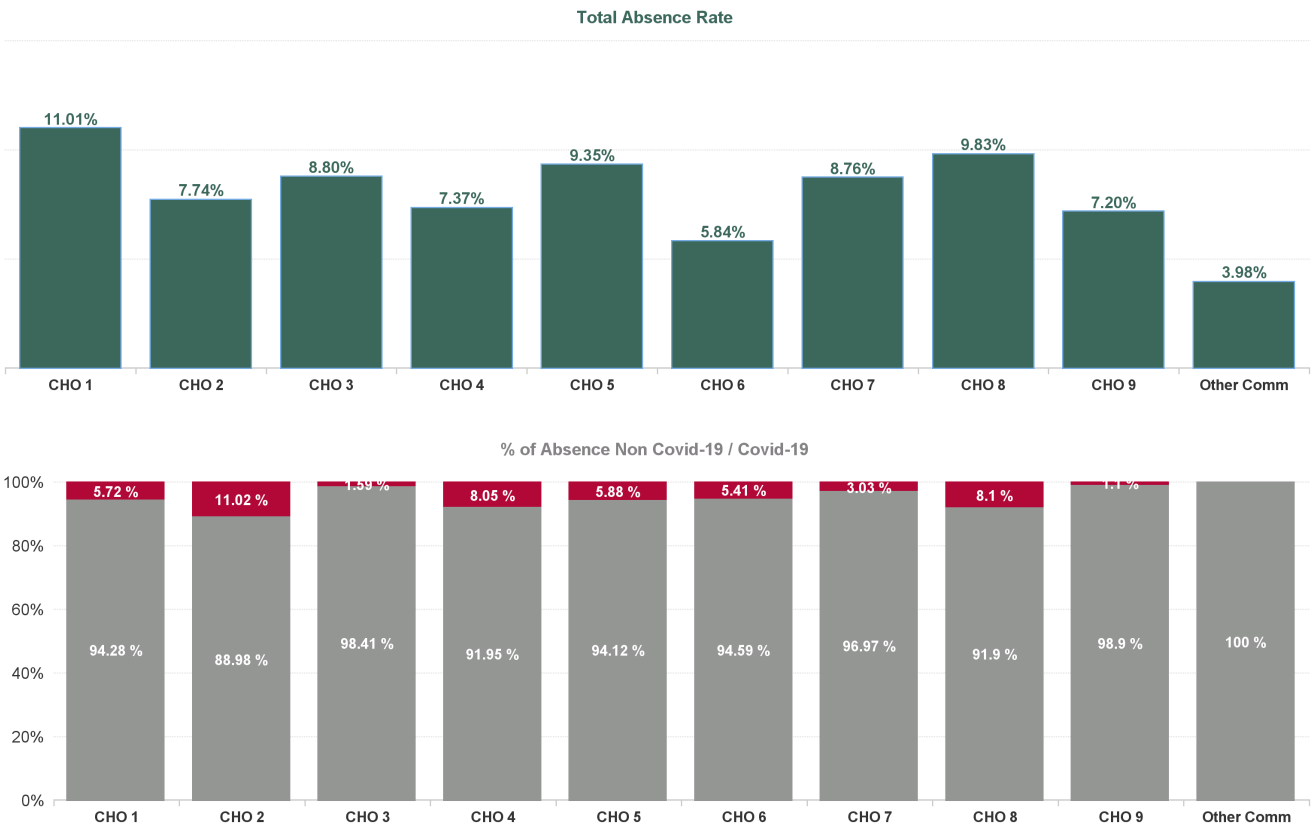


March 2024

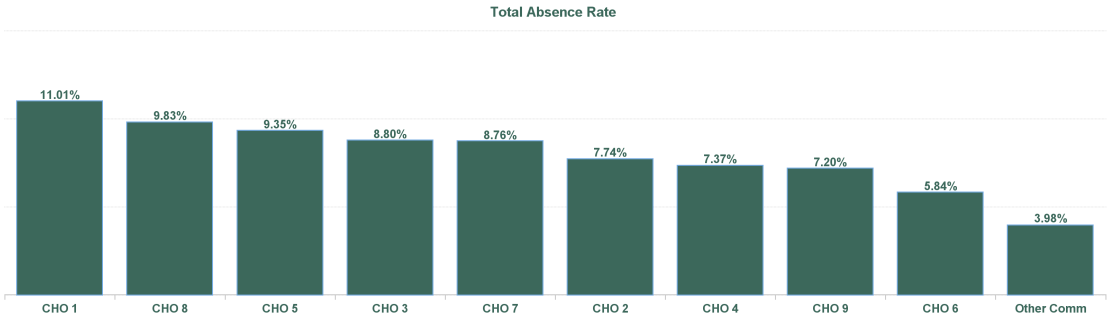
Health Service Absence Rate - by Staff Category: Mar 2024	Certified absence	Self-certified absence	Non Covid-19 absence	Covid-19 Absence	Total absence rate	% Non Covid-19 absence	% Covid-19 absence
Older People	7.29%	0.65%	7.93%	0.50%	8.43%	94.08%	5.92%
Medical & Dental	1.49%	0.24%	1.74%	0.00%	1.74%	100.00%	0.00%
Nursing & Midwifery	6.94%	0.67%	7.61%	0.58%	8.19%	92.92%	7.08%
Health & Social Care Professionals	5.24%	0.45%	5.69%	0.02%	5.71%	99.70%	0.30%
Management & Administrative	5.21%	0.40%	5.60%	0.04%	5.64%	99.34%	0.66%
General Support	7.40%	0.49%	7.89%	0.25%	8.14%	96.95%	3.05%
Patient & Client Care	8.31%	0.74%	9.04%	0.64%	9.68%	93.42%	6.58%

Health Service Absence Rate - by Hospital Group: Mar 2024	Certified absence	Self-certified absence	Non Covid-19 absence	Covid-19 Absence	Total absence rate	% Non Covid-19 absence	% Covid-19 absence
Older People	7.29%	0.65%	7.93%	0.50%	8.43%	94.08%	5.92%
CHO 1	9.68%	0.70%	10.38%	0.63%	11.01%	94.28%	5.72%
CHO 2	6.57%	0.32%	6.88%	0.85%	7.74%	88.98%	11.02%
CHO 3	8.04%	0.62%	8.66%	0.14%	8.80%	98.41%	1.59%
CHO 4	6.17%	0.61%	6.78%	0.59%	7.37%	91.95%	8.05%
CHO 5	8.02%	0.78%	8.80%	0.55%	9.35%	94.12%	5.88%
CHO 6	4.71%	0.82%	5.52%	0.32%	5.84%	94.59%	5.41%
CHO 7	7.71%	0.78%	8.49%	0.27%	8.76%	96.97%	3.03%
CHO 8	8.38%	0.65%	9.03%	0.80%	9.83%	91.90%	8.10%
CHO 9	6.44%	0.68%	7.12%	0.08%	7.20%	98.90%	1.10%
Other Community Services	3.74%	0.24%	3.98%	0.00%	3.98%	100.00%	0.00%



March 2024

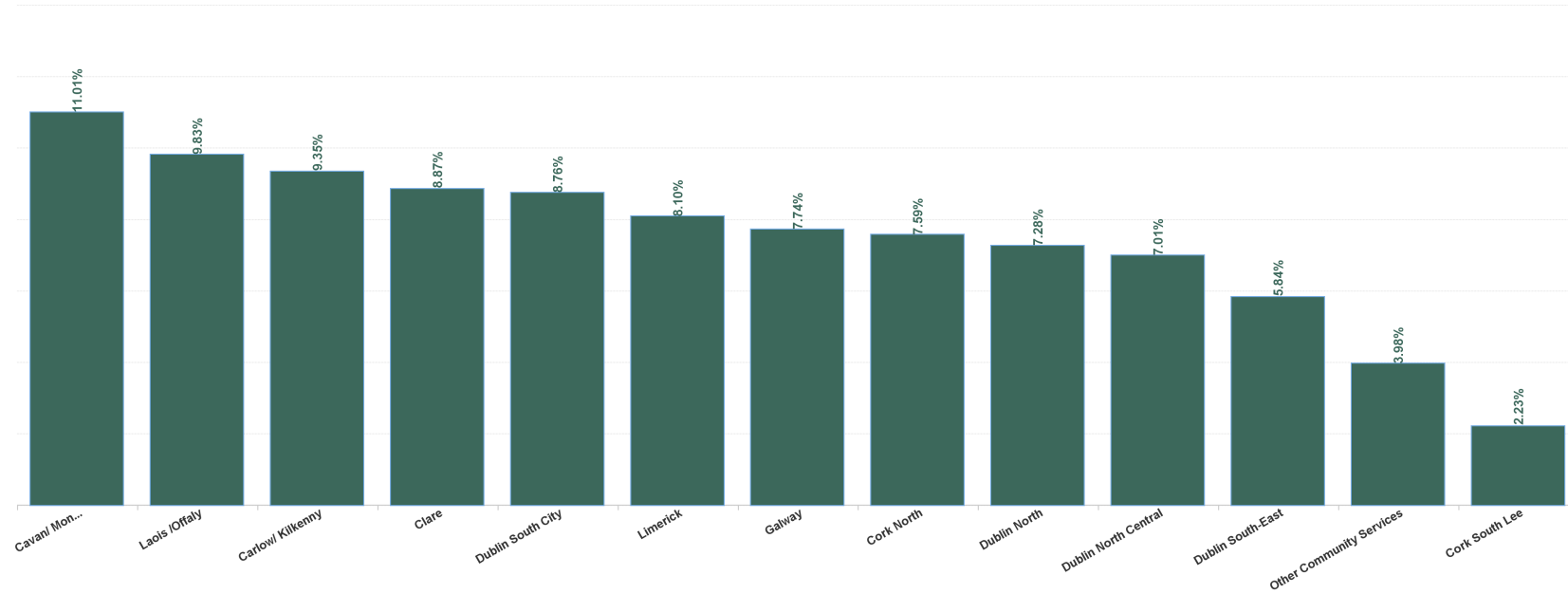
Health Service Absence Rate - by HG, CHO/Care Group & Staff Category : Mar 2024	Certified absence	Self-certified absence	Non Covid-19 absence	Covid-19 Absence	Total absence rate	Medical & Dental	Nursing & Midwifery	Health & Social Care Professionals	Management & Administrative	General Support	Patient & Client Care
Older People	7.29%	0.65%	7.93%	0.50%	8.43%	1.74%	8.19%	5.71%	5.64%	8.14%	9.68%
CHO 1	9.68%	0.70%	10.38%	0.63%	11.01%	0.00%	9.10%	6.17%	8.37%	10.95%	13.48%
CHO 2	6.57%	0.32%	6.88%	0.85%	7.74%	0.00%	7.88%	3.73%	3.52%	3.74%	9.05%
CHO 3	8.04%	0.62%	8.66%	0.14%	8.80%	11.73%	9.29%	6.63%	6.99%	9.03%	8.85%
CHO 4	6.17%	0.61%	6.78%	0.59%	7.37%	0.00%	7.33%	9.03%	5.16%	4.71%	8.38%
CHO 5	8.02%	0.78%	8.80%	0.55%	9.35%	0.00%	10.11%	4.18%	5.54%	10.62%	9.88%
CHO 6	4.71%	0.82%	5.52%	0.32%	5.84%	0.00%	4.70%	7.62%	3.38%	4.88%	7.66%
CHO 7	7.71%	0.78%	8.49%	0.27%	8.76%	0.00%	8.08%	5.65%	6.55%	9.73%	9.70%
CHO 8	8.38%	0.65%	9.03%	0.80%	9.83%	0.00%	9.23%	4.31%	7.55%	9.07%	11.13%
CHO 9	6.44%	0.68%	7.12%	0.08%	7.20%	3.24%	7.42%	4.88%	4.83%	10.68%	7.21%
Other Community Services	3.74%	0.24%	3.98%	0.00%	3.98%		3.05%	0.00%	4.09%		0.00%



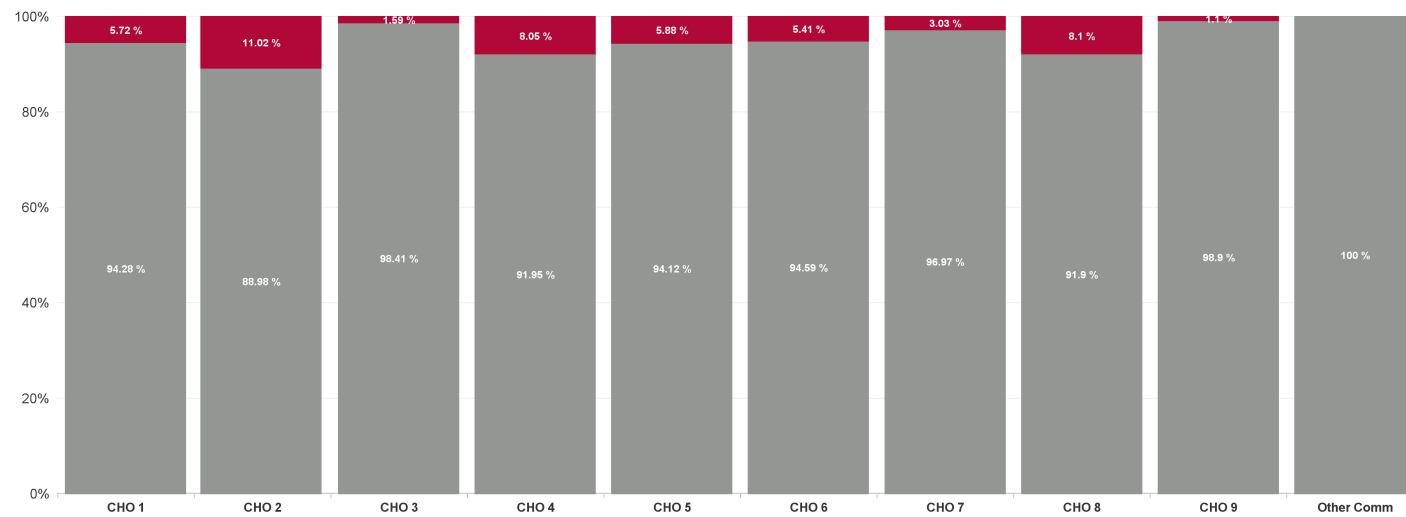
March 2024

Health Service Absence Rate - by HG, CHO/Care Group & Staff Category: Mar 2024	Certified absence	Self-certified absence	Non Covid-19 absence	Covid-19 Absence	Total absence rate	Medical & Dental	Nursing & Midwifery	Health & Social Care Professionals	Management & Administrative	General Support	Patient & Client Care
Total	7.29%	0.65%	7.93%	0.50%	8.43%	1.74%	8.19%	5.71%	5.64%	8.14%	9.68%
Cavan/ Monaghan	9.68%	0.70%	10.38%	0.63%	11.01%	0.00%	9.10%	6.17%	8.37%	10.95%	13.48%
CHO 1	9.68%	0.70%	10.38%	0.63%	11.01%	0.00%	9.10%	6.17%	8.37%	10.95%	13.48%
Galway	6.57%	0.32%	6.88%	0.85%	7.74%	0.00%	7.88%	3.73%	3.52%	3.74%	9.05%
CHO 2	6.57%	0.32%	6.88%	0.85%	7.74%	0.00%	7.88%	3.73%	3.52%	3.74%	9.05%
Clare	8.04%	0.68%	8.71%	0.15%	8.87%	11.73%	9.44%	6.63%	7.06%	10.03%	8.67%
Limerick	8.10%	0.00%	8.10%	0.00%	8.10%		7.63%		0.00%	0.72%	10.48%
CHO 3	8.04%	0.62%	8.66%	0.14%	8.80%	11.73%	9.29%	6.63%	6.99%	9.03%	8.85%
Cork North	6.39%	0.60%	6.98%	0.60%	7.59%	0.00%	7.70%	9.03%	5.16%	4.71%	8.61%
Cork South Lee	0.93%	0.93%	1.85%	0.37%	2.23%	0.00%	0.57%				3.71%
CHO 4	6.17%	0.61%	6.78%	0.59%	7.37%	0.00%	7.33%	9.03%	5.16%	4.71%	8.38%
Carlow/ Kilkenny	8.02%	0.78%	8.80%	0.55%	9.35%	0.00%	10.11%	4.18%	5.54%	10.62%	9.88%
CHO 5	8.02%	0.78%	8.80%	0.55%	9.35%	0.00%	10.11%	4.18%	5.54%	10.62%	9.88%
Dublin South-East	4.71%	0.82%	5.52%	0.32%	5.84%	0.00%	4.70%	7.62%	3.38%	4.88%	7.66%
CHO 6	4.71%	0.82%	5.52%	0.32%	5.84%	0.00%	4.70%	7.62%	3.38%	4.88%	7.66%
Dublin South City	7.71%	0.78%	8.49%	0.27%	8.76%	0.00%	8.08%	5.65%	6.55%	9.73%	9.70%
CHO 7	7.71%	0.78%	8.49%	0.27%	8.76%	0.00%	8.08%	5.65%	6.55%	9.73%	9.70%
Laois /Offaly	8.38%	0.65%	9.03%	0.80%	9.83%	0.00%	9.23%	4.31%	7.55%	9.07%	11.13%
CHO 8	8.38%	0.65%	9.03%	0.80%	9.83%	0.00%	9.23%	4.31%	7.55%	9.07%	11.13%
Dublin North	6.67%	0.60%	7.27%	0.01%	7.28%	2.63%	5.46%	4.44%	4.04%	13.81%	8.85%
Dublin North Central	5.87%	0.89%	6.76%	0.25%	7.01%	4.22%	13.20%	5.41%	7.75%	4.55%	2.47%
CHO 9	6.44%	0.68%	7.12%	0.08%	7.20%	3.24%	7.42%	4.88%	4.83%	10.68%	7.21%
Other Community Services	3.74%	0.24%	3.98%	0.00%	3.98%		3.05%	0.00%	4.09%		0.00%
Other Community Services	3.74%	0.24%	3.98%	0.00%	3.98%		3.05%	0.00%	4.09%		0.00%
Community Services	7.29%	0.65%	7.93%	0.50%	8.43%	1.74%	8.19%	5.71%	5.64%	8.14%	9.68%

Total Absence Rate



% of Absence Non Covid-19 / Covid-19

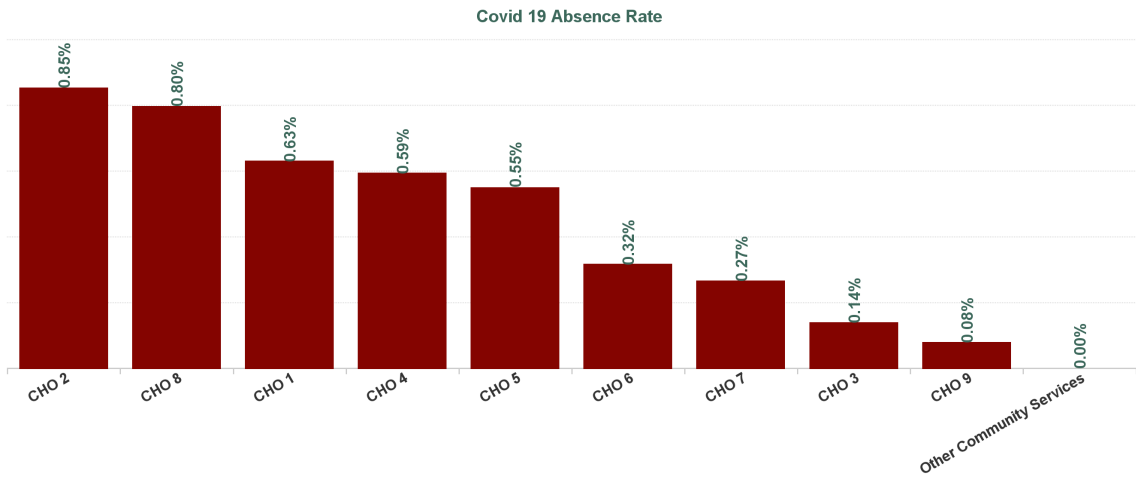


March 2024

Health Service Covid 19 Absence Rate - by Hospital & Staff Category: Mar 2024	Non Covid-19 absence	Covid-19 absence	Total absence rate	Medical & Dental	Nursing & Midwifery	Health & Social Care Professionals	Management & Administrative	General Support	Patient & Client Care
Older People	7.93%	0.50%	8.43%	0.00%	0.58%	0.02%	0.04%	0.25%	0.64%
Cavan/ Monaghan	10.38%	0.63%	11.01%	0.00%	0.48%	0.00%	0.00%	0.02%	1.04%
CHO 1	10.38%	0.63%	11.01%	0.00%	0.48%	0.00%	0.00%	0.02%	1.04%
Galway	6.88%	0.85%	7.74%	0.00%	1.75%	0.00%	0.00%	0.00%	0.57%
CHO 2	6.88%	0.85%	7.74%	0.00%	1.75%	0.00%	0.00%	0.00%	0.57%
Clare	8.71%	0.15%	8.87%	0.00%	0.41%	0.00%	0.00%	0.00%	0.00%
Limerick	8.10%	0.00%	8.10%		0.00%		0.00%	0.00%	0.00%
CHO 3	8.66%	0.14%	8.80%	0.00%	0.37%	0.00%	0.00%	0.00%	0.00%
Cork North	6.98%	0.60%	7.59%	0.00%	0.43%	0.00%	0.00%	0.93%	0.85%
Cork South Lee	1.85%	0.37%	2.23%	0.00%	0.57%				0.20%
CHO 4	6.78%	0.59%	7.37%	0.00%	0.44%	0.00%	0.00%	0.93%	0.82%
Carlow/ Kilkenny	8.80%	0.55%	9.35%	0.00%	0.82%	0.00%	0.00%	0.97%	0.41%
CHO 5	8.80%	0.55%	9.35%	0.00%	0.82%	0.00%	0.00%	0.97%	0.41%
Dublin South-East	5.52%	0.32%	5.84%	0.00%	0.41%	0.00%	0.20%	0.00%	0.46%
CHO 6	5.52%	0.32%	5.84%	0.00%	0.41%	0.00%	0.20%	0.00%	0.46%
Dublin South City	8.49%	0.27%	8.76%	0.00%	0.41%	0.00%	0.00%	0.22%	0.21%
CHO 7	8.49%	0.27%	8.76%	0.00%	0.41%	0.00%	0.00%	0.22%	0.21%
Laois /Offaly	9.03%	0.80%	9.83%	0.00%	0.38%	0.00%	0.00%	0.29%	1.31%
CHO 8	9.03%	0.80%	9.83%	0.00%	0.38%	0.00%	0.00%	0.29%	1.31%
Dublin North	7.27%	0.01%	7.28%	0.00%	0.00%	0.14%	0.00%	0.00%	0.00%
Dublin North Central	6.76%	0.25%	7.01%	0.00%	0.29%	0.00%	1.16%	0.00%	0.30%
CHO 9	7.12%	0.08%	7.20%	0.00%	0.07%	0.08%	0.25%	0.00%	0.08%
Other Community Services	3.98%	0.00%	3.98%		0.00%	0.00%	0.00%		0.00%
Other Community Services	3.98%	0.00%	3.98%		0.00%	0.00%	0.00%		0.00%
Community Services	7.93%	0.50%	8.43%	0.00%	0.58%	0.02%	0.04%	0.25%	0.64%

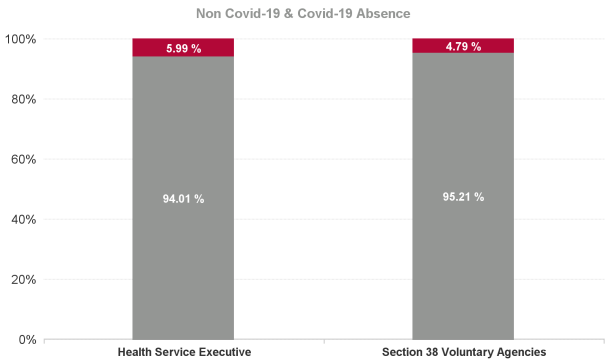
March 2024

Health Service Covid 19 Absence Rate - by Hospital & Staff Category: Mar 2024	Non Covid-19 absence	Covid-19 Absence	Total absence rate	Medical & Dental	Nursing & Midwifery	Health & Social Care Professionals	Management & Administrative	General Support	Patient & Client Care
Older People	7.93%	0.50%	8.43%	0.00%	0.58%	0.02%	0.04%	0.25%	0.64%
Health Service Executive	10.38%	0.63%	11.01%	0.00%	0.48%	0.00%	0.00%	0.02%	1.04%
CHO 1	10.38%	0.63%	11.01%	0.00%	0.48%	0.00%	0.00%	0.02%	1.04%
Health Service Executive	6.88%	0.85%	7.74%	0.00%	1.75%	0.00%	0.00%	0.00%	0.57%
CHO 2	6.88%	0.85%	7.74%	0.00%	1.75%	0.00%	0.00%	0.00%	0.57%
Health Service Executive	8.71%	0.15%	8.87%	0.00%	0.41%	0.00%	0.00%	0.00%	0.00%
Section 38 Voluntary Agencies	8.10%	0.00%	8.10%		0.00%		0.00%	0.00%	0.00%
CHO 3	8.66%	0.14%	8.80%	0.00%	0.37%	0.00%	0.00%	0.00%	0.00%
Health Service Executive	6.98%	0.60%	7.59%	0.00%	0.43%	0.00%	0.00%	0.93%	0.85%
Section 38 Voluntary Agencies	1.85%	0.37%	2.23%	0.00%	0.57%				0.20%
CHO 4	6.78%	0.59%	7.37%	0.00%	0.44%	0.00%	0.00%	0.93%	0.82%
Health Service Executive	8.80%	0.55%	9.35%	0.00%	0.82%	0.00%	0.00%	0.97%	0.41%
CHO 5	8.80%	0.55%	9.35%	0.00%	0.82%	0.00%	0.00%	0.97%	0.41%
Health Service Executive	6.69%	0.33%	7.02%	0.00%	0.88%	0.00%	0.00%	0.00%	0.00%
Section 38 Voluntary Agencies	4.70%	0.31%	5.01%	0.00%	0.00%	0.00%	0.38%	0.00%	0.82%
CHO 6	5.52%	0.32%	5.84%	0.00%	0.41%	0.00%	0.20%	0.00%	0.46%
Health Service Executive	8.49%	0.27%	8.76%	0.00%	0.41%	0.00%	0.00%	0.22%	0.21%
CHO 7	8.49%	0.27%	8.76%	0.00%	0.41%	0.00%	0.00%	0.22%	0.21%
Health Service Executive	9.03%	0.80%	9.83%	0.00%	0.38%	0.00%	0.00%	0.29%	1.31%
CHO 8	9.03%	0.80%	9.83%	0.00%	0.38%	0.00%	0.00%	0.29%	1.31%
Health Service Executive	7.27%	0.01%	7.28%	0.00%	0.00%	0.14%	0.00%	0.00%	0.00%
Section 38 Voluntary Agencies	6.76%	0.25%	7.01%	0.00%	0.29%	0.00%	1.16%	0.00%	0.30%
CHO 9	7.12%	0.08%	7.20%	0.00%	0.07%	0.08%	0.25%	0.00%	0.08%
Health Service Executive	3.98%	0.00%	3.98%		0.00%	0.00%	0.00%		0.00%
Other Community Services	3.98%	0.00%	3.98%		0.00%	0.00%	0.00%		0.00%
Community Services	7.93%	0.50%	8.43%	0.00%	0.58%	0.02%	0.04%	0.25%	0.64%



March 2024

Health Service Absence Rate - by Admin : Mar 2024	Certified absence	Self- certified absence	Non Covid-19 absence	Covid-19 Absence	Total absence rate	Medical & Dental	Nursing & Midwifery	Health & Social Care Profession als	Manageme nt & Administra tive	General Support	Patient & Client Care
Total	7.29%	0.65%	7.93%	0.50%	8.43%	1.74%	8.19%	5.71%	5.64%	8.14%	9.68%
Health Service Executive	7.54%	0.64%	8.18%	0.52%	8.70%	1.57%	8.34%	5.61%	5.72%	8.86%	9.99%
Section 38 Voluntary Agencies	4.69%	0.68%	5.37%	0.27%	5.64%	2.97%	6.51%	6.11%	4.38%	4.19%	5.66%



Health Service Absence Rate - by Staff Category: Mar 2024	Certified absence	Self- certified absence	Non Covid-19 absence	Covid-19 Absence	Total absence rate	% Non Covid-19 absence	% Covid-19 absence
CHO 1	9.68%	0.70%	10.38%	0.63%	11.01%	94.28%	5.72%
Medical & Dental	0.00%	0.00%	0.00%	0.00%	0.00%		
Nursing & Midwifery	7.82%	0.79%	8.62%	0.48%	9.10%	94.71%	5.29%
Health & Social Care Professionals	5.42%	0.75%	6.17%	0.00%	6.17%	100.00%	0.00%
Management & Administrative	8.01%	0.37%	8.37%	0.00%	8.37%	100.00%	0.00%
General Support	10.68%	0.24%	10.93%	0.02%	10.95%	99.80%	0.20%
Patient & Client Care	11.62%	0.82%	12.44%	1.04%	13.48%	92.26%	7.74%

Health Service Absence Rate - by Staff Category: Mar 2024	Certified absence	Self- certified absence	Non Covid-19 absence	Covid-19 Absence	Total absence rate	% Non Covid-19 absence	% Covid-19 absence
CHO 2	6.57%	0.32%	6.88%	0.85%	7.74%	88.98%	11.02%
Medical & Dental	0.00%	0.00%	0.00%	0.00%	0.00%		
Nursing & Midwifery	5.78%	0.35%	6.12%	1.75%	7.88%	77.76%	22.24%
Health & Social Care Professionals	3.30%	0.44%	3.73%	0.00%	3.73%	100.00%	0.00%
Management & Administrative	3.41%	0.12%	3.52%	0.00%	3.52%	100.00%	0.00%
General Support	3.53%	0.22%	3.74%	0.00%	3.74%	100.00%	0.00%
Patient & Client Care	8.15%	0.33%	8.48%	0.57%	9.05%	93.73%	6.27%

Health Service Absence Rate - by Staff Category: Mar 2024	Certified absence	Self- certified absence	Non Covid-19 absence	Covid-19 Absence	Total absence rate	% Non Covid-19 absence	% Covid-19 absence
CHO 3	8.04%	0.62%	8.66%	0.14%	8.80%	98.41%	1.59%
Medical & Dental	11.73%	0.00%	11.73%	0.00%	11.73%	100.00%	0.00%
Nursing & Midwifery	8.38%	0.54%	8.92%	0.37%	9.29%	95.98%	4.02%
Health & Social Care Professionals	5.72%	0.91%	6.63%	0.00%	6.63%	100.00%	0.00%
Management & Administrative	6.54%	0.46%	6.99%	0.00%	6.99%	100.00%	0.00%
General Support	8.86%	0.17%	9.03%	0.00%	9.03%	100.00%	0.00%
Patient & Client Care	8.02%	0.83%	8.85%	0.00%	8.85%	100.00%	0.00%

Health Service Absence Rate - by Staff Category: Mar 2024	Certified absence	Self- certified absence	Non Covid-19 absence	Covid-19 Absence	Total absence rate	% Non Covid-19 absence	% Covid-19 absence
CHO 4	6.17%	0.61%	6.78%	0.59%	7.37%	91.95%	8.05%
Medical & Dental	0.00%	0.00%	0.00%	0.00%	0.00%		
Nursing & Midwifery	6.27%	0.62%	6.89%	0.44%	7.33%	94.03%	5.97%
Health & Social Care Professionals	8.54%	0.48%	9.03%	0.00%	9.03%	100.00%	0.00%
Management & Administrative	4.83%	0.33%	5.16%	0.00%	5.16%	100.00%	0.00%
General Support	3.14%	0.63%	3.78%	0.93%	4.71%	80.27%	19.73%
Patient & Client Care	6.88%	0.68%	7.56%	0.82%	8.38%	90.21%	9.79%

Health Service Absence Rate - by Staff Category: Mar 2024	Certified absence	Self- certified absence	Non Covid-19 absence	Covid-19 Absence	Total absence rate	% Non Covid-19 absence	% Covid-19 absence
CHO 5	8.02%	0.78%	8.80%	0.55%	9.35%	94.12%	5.88%
Medical & Dental	0.00%	0.00%	0.00%	0.00%	0.00%		
Nursing & Midwifery	8.53%	0.76%	9.29%	0.82%	10.11%	91.92%	8.08%
Health & Social Care Professionals	3.39%	0.79%	4.18%	0.00%	4.18%	100.00%	0.00%
Management & Administrative	4.98%	0.57%	5.54%	0.00%	5.54%	100.00%	0.00%
General Support	9.15%	0.50%	9.65%	0.97%	10.62%	90.87%	9.13%
Patient & Client Care	8.58%	0.90%	9.47%	0.41%	9.88%	95.87%	4.13%

Health Service Absence Rate - by Staff Category: Mar 2024	Certified absence	Self- certified absence	Non Covid-19 absence	Covid-19 Absence	Total absence rate	% Non Covid-19 absence	% Covid-19 absence
CHO 6	4.71%	0.82%	5.52%	0.32%	5.84%	94.59%	5.41%
Medical & Dental	0.00%	0.00%	0.00%	0.00%	0.00%		
Nursing & Midwifery	3.41%	0.89%	4.30%	0.41%	4.70%	91.36%	8.64%
Health & Social Care Professionals	7.08%	0.54%	7.62%	0.00%	7.62%	100.00%	0.00%
Management & Administrative	2.24%	0.95%	3.18%	0.20%	3.38%	94.16%	5.84%
General Support	4.36%	0.52%	4.88%	0.00%	4.88%	100.00%	0.00%
Patient & Client Care	6.30%	0.91%	7.21%	0.46%	7.66%	94.04%	5.96%

Health Service Absence Rate - by Staff Category: Mar 2024	Certified absence	Self- certified absence	Non Covid-19 absence	Covid-19 Absence	Total absence rate	% Non Covid-19 absence	% Covid-19 absence
CHO 7	7.71%	0.78%	8.49%	0.27%	8.76%	96.97%	3.03%
Medical & Dental	0.00%	0.00%	0.00%	0.00%	0.00%		
Nursing & Midwifery	6.91%	0.75%	7.66%	0.41%	8.08%	94.89%	5.11%
Health & Social Care Professionals	5.65%	0.00%	5.65%	0.00%	5.65%	100.00%	0.00%
Management & Administrative	5.84%	0.70%	6.55%	0.00%	6.55%	100.00%	0.00%
General Support	8.96%	0.54%	9.51%	0.22%	9.73%	97.71%	2.29%
Patient & Client Care	8.54%	0.94%	9.48%	0.21%	9.70%	97.80%	2.20%

Health Service Absence Rate - by Staff Category: Mar 2024	Certified absence	Self- certified absence	Non Covid-19 absence	Covid-19 Absence	Total absence rate	% Non Covid-19 absence	% Covid-19 absence
CHO 8	8.38%	0.65%	9.03%	0.80%	9.83%	91.90%	8.10%
Medical & Dental	0.00%	0.00%	0.00%	0.00%	0.00%		
Nursing & Midwifery	8.15%	0.70%	8.84%	0.38%	9.23%	95.83%	4.17%
Health & Social Care Professionals	4.16%	0.15%	4.31%	0.00%	4.31%	100.00%	0.00%
Management & Administrative	7.24%	0.31%	7.55%	0.00%	7.55%	100.00%	0.00%
General Support	8.11%	0.68%	8.78%	0.29%	9.07%	96.79%	3.21%
Patient & Client Care	9.11%	0.72%	9.83%	1.31%	11.13%	88.25%	11.75%

Health Service Absence Rate - by Staff Category: Mar 2024	Certified absence	Self- certified absence	Non Covid-19 absence	Covid-19 Absence	Total absence rate	% Non Covid-19 absence	% Covid-19 absence
CHO 9	6.44%	0.68%	7.12%	0.08%	7.20%	98.90%	1.10%
Medical & Dental	2.11%	1.13%	3.24%	0.00%	3.24%	100.00%	0.00%
Nursing & Midwifery	6.64%	0.70%	7.35%	0.07%	7.42%	98.99%	1.01%
Health & Social Care Professionals	4.70%	0.11%	4.80%	0.08%	4.88%	98.42%	1.58%
Management & Administrative	4.26%	0.32%	4.58%	0.25%	4.83%	94.86%	5.14%
General Support	9.85%	0.83%	10.68%	0.00%	10.68%	100.00%	0.00%
Patient & Client Care	6.29%	0.84%	7.13%	0.08%	7.21%	98.92%	1.08%

Health Service Absence Rate - by Staff Category: Mar 2024	Certified absence	Self- certified absence	Non Covid-19 absence	Covid-19 Absence	Total absence rate	% Non Covid-19 absence	% Covid-19 absence
Other Comm	3.74%	0.24%	3.98%	0.00%	3.98%	100.00%	0.00%
Medical & Dental							
Nursing & Midwifery	0.00%	3.05%	3.05%	0.00%	3.05%	100.00%	0.00%
Health & Social Care Professionals	0.00%	0.00%	0.00%	0.00%	0.00%		
Management & Administrative	3.94%	0.15%	4.09%	0.00%	4.09%	100.00%	0.00%
General Support							
Patient & Client Care	0.00%	0.00%	0.00%	0.00%	0.00%		

Health Service Absence Rate - by Staff Category: Mar 2024	Certified absence	Self- certified absence	Non Covid-19 absence	Covid-19 Absence	Total absence rate	% Non Covid-19 absence	% Covid-19 absence
Incorporated Orthopaedic Hospital	5.87%	0.89%	6.76%	0.25%	7.01%	96.43%	3.57%
Medical & Dental	2.41%	1.81%	4.22%	0.00%	4.22%	100.00%	0.00%
Nursing & Midwifery	12.17%	0.73%	12.90%	0.29%	13.20%	97.77%	2.23%
Health & Social Care Professionals	5.29%	0.12%	5.41%	0.00%	5.41%	100.00%	0.00%
Management & Administrative	6.08%	0.51%	6.59%	1.16%	7.75%	85.01%	14.99%
General Support	2.94%	1.61%	4.55%	0.00%	4.55%	100.00%	0.00%
Patient & Client Care	1.11%	1.06%	2.17%	0.30%	2.47%	87.74%	12.26%

Health Service Absence Rate - by Staff Category: Mar 2024	Certified absence	Self- certified absence	Non Covid-19 absence	Covid-19 Absence	Total absence rate	% Non Covid-19 absence	% Covid-19 absence
Leopardstown Park Hospital	4.73%	1.12%	5.84%	0.66%	6.50%	89.87%	10.13%
Medical & Dental	0.00%	0.00%	0.00%	0.00%	0.00%		
Nursing & Midwifery	4.45%	1.15%	5.60%	0.00%	5.60%	100.00%	0.00%
Health & Social Care Professionals	0.00%	1.16%	1.16%	0.00%	1.16%	100.00%	0.00%
Management & Administrative	2.97%	0.56%	3.53%	0.00%	3.53%	100.00%	0.00%
General Support	4.57%	1.04%	5.62%	0.00%	5.62%	100.00%	0.00%
Patient & Client Care	6.30%	1.29%	7.58%	1.75%	9.33%	81.27%	18.73%

Health Service Absence Rate - by Staff Category: Mar 2024	Certified absence	Self- certified absence	Non Covid-19 absence	Covid-19 Absence	Total absence rate	% Non Covid-19 absence	% Covid-19 absence
Marymount OP	0.93%	0.93%	1.85%	0.37%	2.23%	83.23%	16.77%
Medical & Dental	0.00%	0.00%	0.00%	0.00%	0.00%		
Nursing & Midwifery	0.00%	0.00%	0.00%	0.57%	0.57%	0.00%	100.00%
Health & Social Care Professionals							
Management & Administrative							
General Support							
Patient & Client Care	1.75%	1.75%	3.51%	0.20%	3.71%	94.49%	5.51%

Health Service Absence Rate - by Staff Category: Mar 2024	Certified absence	Self- certified absence	Non Covid-19 absence	Covid-19 Absence	Total absence rate	% Non Covid-19 absence	% Covid-19 absence
Milford Care Centre OP	8.10%	0.00%	8.10%	0.00%	8.10%	100.00%	0.00%
Medical & Dental							
Nursing & Midwifery	7.63%	0.00%	7.63%	0.00%	7.63%	100.00%	0.00%
Health & Social Care Professionals							
Management & Administrative	0.00%	0.00%	0.00%	0.00%	0.00%		
General Support	0.72%	0.00%	0.72%	0.00%	0.72%	100.00%	0.00%
Patient & Client Care	10.48%	0.00%	10.48%	0.00%	10.48%	100.00%	0.00%

Health Service Absence Rate - by Staff Category: Mar 2024	Certified absence	Self- certified absence	Non Covid-19 absence	Covid-19 Absence	Total absence rate	% Non Covid-19 absence	% Covid-19 absence
Royal Hospital, Donnybrook, Dub	3.57%	0.29%	3.86%	0.05%	3.91%	98.64%	1.36%
Medical & Dental	0.00%	0.00%	0.00%	0.00%	0.00%		
Nursing & Midwifery	2.53%	0.53%	3.07%	0.00%	3.07%	100.00%	0.00%
Health & Social Care Professionals	9.09%	0.30%	9.40%	0.00%	9.40%	100.00%	0.00%
Management & Administrative	1.51%	0.29%	1.80%	0.75%	2.55%	70.42%	29.58%
General Support	3.26%	0.00%	3.26%	0.00%	3.26%	100.00%	0.00%
Patient & Client Care	3.63%	0.18%	3.81%	0.00%	3.81%	100.00%	0.00%

Year / Month	Certified absence	Self-certified absence	Non Covid-19 absence	Covid-19 Absence	Total absence rate	Medical & Dental	Nursing & Midwifery	Health & Social Care Professionals	Management & Administrative	General Support	Patient & Client Care
Mar 2024	7.29%	0.65%	7.93%	0.50%	8.43%	1.74%	8.19%	5.71%	5.64%	8.14%	9.68%
Feb 2024	7.12%	0.68%	7.81%	0.60%	8.41%	1.51%	8.36%	4.53%	5.02%	8.03%	9.84%
Jan 2024	7.67%	0.81%	8.48%	1.16%	9.64%	1.65%	9.97%	5.56%	6.56%	9.46%	10.75%
2024	7.37%	0.72%	8.08%	0.76%	8.85%	1.63%	8.86%	5.27%	5.77%	8.57%	10.10%
Dec 2023	7.14%	0.84%	7.98%	1.11%	9.09%	1.81%	8.84%	7.41%	5.92%	8.39%	10.41%
Nov 2023	7.03%	0.74%	7.77%	0.77%	8.54%	1.95%	8.34%	5.19%	5.03%	8.27%	10.09%
Oct 2023	6.45%	0.67%	7.12%	0.84%	7.96%	2.19%	7.87%	4.34%	5.63%	8.39%	8.97%
Sep 2023	6.37%	0.72%	7.09%	1.11%	8.21%	2.23%	8.67%	5.01%	5.22%	8.20%	8.97%
Aug 2023	6.88%	0.65%	7.53%	1.12%	8.66%	2.10%	8.56%	4.14%	5.33%	9.94%	9.73%
Jul 2023	5.86%	0.64%	6.51%	0.84%	7.35%	2.45%	7.60%	3.17%	4.47%	7.48%	8.24%
Jun 2023	6.19%	0.64%	6.83%	0.61%	7.44%	2.37%	7.31%	3.42%	4.65%	8.38%	8.49%
May 2023	6.16%	0.61%	6.77%	0.83%	7.59%	1.82%	7.77%	4.04%	4.11%	8.05%	8.67%
Apr 2023	5.83%	0.66%	6.49%	0.87%	7.37%	2.31%	7.68%	3.26%	4.24%	6.93%	8.36%
Mar 2023	5.95%	0.62%	6.57%	0.85%	7.41%	2.63%	7.10%	4.43%	5.13%	7.24%	8.63%
Feb 2023	6.16%	0.56%	6.72%	0.88%	7.59%	2.62%	7.80%	3.62%	5.06%	7.47%	8.50%
Jan 2023	6.98%	0.75%	7.72%	1.42%	9.14%	3.31%	9.46%	4.46%	5.24%	9.05%	10.36%
2023	6.42%	0.68%	7.10%	0.94%	8.03%	2.31%	8.08%	4.39%	5.00%	8.15%	9.13%
Dec 2022	6.72%	0.95%	7.67%	1.68%	9.35%	2.95%	9.37%	4.72%	5.86%	9.23%	10.60%
Nov 2022	6.06%	0.73%	6.79%	1.34%	8.13%	1.54%	8.01%	3.70%	4.19%	7.55%	9.79%
Oct 2022	6.07%	0.67%	6.74%	1.29%	8.03%	1.66%	7.70%	3.99%	3.82%	7.43%	9.78%
Sep 2022	5.68%	0.68%	6.36%	1.19%	7.55%	0.97%	7.33%	3.34%	4.07%	7.31%	9.00%
Aug 2022	5.91%	0.63%	6.54%	1.29%	7.83%	1.69%	7.13%	4.35%	4.51%	7.83%	9.51%
Jul 2022	6.11%	0.60%	6.71%	2.34%	9.05%	1.84%	8.73%	4.93%	5.86%	7.92%	10.68%
Jun 2022	5.85%	0.60%	6.45%	2.19%	8.64%	2.64%	8.44%	5.56%	4.97%	9.43%	9.89%
May 2022	5.38%	0.54%	5.91%	1.64%	7.55%	1.82%	7.31%	5.67%	3.95%	8.11%	8.69%
Apr 2022	5.86%	0.54%	6.40%	3.50%	9.90%	0.52%	10.15%	5.71%	6.38%	10.45%	10.94%
Mar 2022	5.73%	0.52%	6.24%	5.06%	11.30%	0.97%	11.99%	8.47%	7.90%	11.54%	11.93%
Feb 2022	5.77%	0.53%	6.29%	3.66%	9.95%	1.60%	10.75%	7.21%	6.04%	9.80%	10.66%
Jan 2022	5.43%	0.48%	5.91%	6.47%	12.38%	1.24%	12.43%	7.62%	7.19%	12.34%	14.08%
2022	5.88%	0.62%	6.50%	2.63%	9.13%	1.61%	9.10%	5.52%	5.37%	9.08%	10.46%
Dec 2021	5.58%	0.56%	6.14%	3.36%	9.50%	0.82%	9.49%	5.41%	6.12%	10.50%	10.57%
Nov 2021	5.62%	0.76%	6.38%	2.82%	9.20%	1.60%	9.04%	5.61%	5.39%	9.33%	10.62%
Oct 2021	5.73%	0.58%	6.32%	1.91%	8.23%	0.59%	8.01%	4.05%	5.11%	8.15%	9.57%
Sep 2021	5.67%	0.53%	6.20%	1.56%	7.77%	1.14%	7.92%	3.70%	3.78%	7.86%	8.95%
Aug 2021	5.76%	0.55%	6.31%	1.42%	7.73%	0.62%	7.74%	3.11%	4.09%	7.95%	8.92%
Jul 2021	5.57%	0.54%	6.12%	1.18%	7.30%	0.58%	7.04%	1.73%	3.80%	7.89%	8.77%
Jun 2021	5.26%	0.52%	5.79%	1.18%	6.96%	0.51%	7.09%	2.22%	4.12%	7.27%	7.94%
May 2021	4.80%	0.42%	5.21%	1.08%	6.29%	0.20%	6.17%	3.04%	3.97%	6.61%	7.21%
Apr 2021	5.10%	0.43%	5.53%	1.38%	6.92%	0.00%	6.80%	4.13%	4.15%	6.14%	8.12%
Mar 2021	5.00%	0.41%	5.41%	1.65%	7.06%	0.74%	7.40%	4.12%	4.07%	5.82%	8.08%
Feb 2021	5.42%	0.52%	5.93%	4.84%	10.78%	3.85%	11.53%	4.74%	4.40%	8.36%	12.69%
Jan 2021	5.48%	0.36%	5.84%	6.51%	12.35%	4.08%	13.10%	5.33%	6.22%	11.10%	13.96%
2021	5.43%	0.52%	5.94%	2.41%	8.35%	1.23%	8.45%	3.95%	4.61%	8.11%	9.63%

Year / Month	Certified absence	Self-certified absence	Non Covid-19 absence	Covid-19 Absence	Total absence rate	CHO 1	CHO 2	CHO 3	CHO 4	CHO 5	CHO 6	CHO 7	CHO 8	CHO 9	Other Comm	Social Care
Mar 2024	7.29%	0.65%	7.93%	0.50%	8.43%	11.01%	7.74%	8.80%	7.37%	9.35%	5.84%	8.76%	9.83%	7.20%	3.98%	8.43%
Feb 2024	7.12%	0.68%	7.81%	0.60%	8.41%	11.44%	7.41%	8.32%	7.41%	8.66%	5.86%	9.23%	10.41%	6.89%	4.17%	8.41%
Jan 2024	7.67%	0.81%	8.48%	1.16%	9.64%	12.91%	7.60%	9.98%	8.76%	10.33%	7.29%	10.49%	11.93%	7.08%	5.84%	9.64%
2024	7.37%	0.72%	8.08%	0.76%	8.85%	11.83%	7.58%	9.04%	7.85%	9.48%	6.35%	9.53%	10.76%	7.06%	4.72%	8.85%
Dec 2023	7.14%	0.84%	7.98%	1.11%	9.09%	12.21%	8.32%	9.94%	8.05%	9.15%	6.48%	10.41%	9.89%	7.45%	4.07%	9.09%
Nov 2023	7.03%	0.74%	7.77%	0.77%	8.54%	11.85%	7.35%	9.16%	7.91%	8.35%	6.24%	9.04%	9.78%	6.94%	2.42%	8.54%
Oct 2023	6.45%	0.67%	7.12%	0.84%	7.96%	10.63%	4.28%	9.50%	7.60%	9.13%	5.77%	8.23%	10.07%	6.31%	3.56%	7.96%
Sep 2023	6.37%	0.72%	7.09%	1.11%	8.21%	10.74%	4.75%	10.48%	8.33%	9.34%	5.60%	9.09%	8.94%	6.71%	3.80%	8.21%
Aug 2023	6.88%	0.65%	7.53%	1.12%	8.66%	11.19%	4.57%	10.54%	8.91%	9.29%	7.09%	9.84%	9.88%	7.10%	3.64%	8.66%
Jul 2023	5.86%	0.64%	6.51%	0.84%	7.35%	10.00%	5.08%	9.90%	7.36%	7.51%	5.39%	7.63%	8.27%	4.86%	2.99%	7.35%
Jun 2023	6.19%	0.64%	6.83%	0.61%	7.44%	9.11%	5.26%	9.30%	7.77%	7.20%	5.36%	8.48%	8.41%	6.23%	1.54%	7.44%
May 2023	6.16%	0.61%	6.77%	0.83%	7.59%	9.09%	4.07%	10.00%	7.44%	8.00%	6.09%	8.58%	9.27%	6.55%	2.41%	7.59%
Apr 2023	5.83%	0.66%	6.49%	0.87%	7.37%	10.00%	5.08%	9.91%	7.36%	7.51%	5.45%	7.62%	8.27%	5.03%	1.28%	7.37%
Mar 2023	5.95%	0.62%	6.57%	0.85%	7.41%	10.14%	5.20%	10.39%	5.27%	8.58%	6.24%	7.50%	9.74%	5.83%	2.56%	7.41%
Feb 2023	6.16%	0.56%	6.72%	0.88%	7.59%	10.30%	5.51%	10.02%	6.71%	8.80%	5.42%	7.74%	8.67%	5.64%	1.24%	7.59%
Jan 2023	6.98%	0.75%	7.72%	1.42%	9.14%	12.83%	6.25%	11.80%	8.52%	10.18%	7.74%	8.13%	10.01%	6.45%	3.29%	9.14%
2023	6.42%	0.68%	7.10%	0.94%	8.03%	10.70%	5.45%	10.08%	7.56%	8.60%	6.05%	8.54%	9.29%	6.25%	2.78%	8.03%
Dec 2022	7.22%	0.95%	7.67%	1.68%	9.35%	11.94%	4.67%	12.52%	6.53%	11.79%	8.63%	9.70%	12.50%	8.80%	4.81%	9.35%
Nov 2022	6.06%	0.73%	6.79%	1.34%	8.13%	11.03%	5.07%	10.56%	6.25%	9.03%	7.44%	7.59%	9.96%	7.13%	3.06%	8.13%
Oct 2022	6.07%	0.67%	6.74%	1.29%	8.03%	10.88%	5.59%	9.84%	6.71%	8.96%	6.56%	7.56%	10.38%	5.95%	1.65%	8.03%
Sep 2022	5.68%	0.68%	6.36%	1.19%	7.55%	9.80%	4.65%	8.67%	6.11%	8.29%	7.34%	8.61%	10.70%	5.60%	1.23%	7.55%
Aug 2022	5.91%	0.63%	6.54%	1.29%	7.83%	11.56%	5.66%	8.73%	5.80%	7.93%	6.39%	7.58%	10.45%	6.37%	3.91%	7.83%
Jul 2022	6.11%	0.60%	6.71%	2.34%	9.05%	11.63%	4.89%	10.85%	7.70%	11.24%	6.82%	9.94%	11.63%	7.53%	4.17%	9.05%
Jun 2022	5.85%	0.60%	6.45%	2.19%	8.64%	11.51%	4.77%	10.55%	5.64%	10.91%	7.38%	9.93%	11.23%	8.43%	1.75%	8.64%
May 2022	5.38%	0.54%	5.91%	1.64%	7.55%	9.32%	3.13%	9.59%	6.54%	9.06%	5.65%	7.93%	10.57%	6.91%	1.08%	7.55%
Apr 2022	5.86%	0.54%	6.40%	3.50%	9.90%	9.67%	4.79%	12.25%	10.68%	11.88%	7.30%	11.18%	13.54%	8.26%	2.88%	9.90%
Mar 2022	5.73%	0.52%	6.24%	5.06%	11.30%	13.89%	4.77%	12.81%	8.99%	13.07%	11.29%	11.56%	15.34%	12.17%	2.43%	11.30%
Feb 2022	5.77%	0.53%	6.29%	3.66%	9.95%	11.70%	6.40%	10.88%	9.04%	10.64%	7.85%	11.56%	12.40%	10.04%	0.79%	9.95%
Jan 2022	5.43%	0.48%	5.91%	6.47%	12.38%	14.83%	9.85%	13.96%	10.43%	13.05%	9.78%	14.69%	16.16%	9.32%	2.90%	12.38%
2022	5.88%	0.62%	6.50%	2.63%	9.13%	11.48%	5.33%	10.95%	7.48%	10.50%	7.71%	9.81%	12.09%	8.03%	2.53%	9.13%
Dec 2021	5.58%	0.56%	6.14%	3.36%	9.50%	11.39%	6.22%	10.52%	7.79%	11.59%	8.29%	10.77%	12.52%	8.12%	2.41%	9.50%
Nov 2021	5.62%	0.76%	6.38%	2.82%	9.20%	10.39%	4.96%	11.61%	7.55%	10.38%	9.39%	11.39%	12.49%	7.35%	1.00%	9.20%
Oct 2021	5.73%	0.58%	6.32%	1.91%	8.23%	8.42%	5.82%	11.68%	7.10%	9.20%	6.24%	10.60%	10.40%	6.10%	1.85%	8.23%
Sep 2021	5.67%	0.53%	6.20%	1.56%	7.77%	8.83%	3.93%	10.39%	6.73%	8.83%	6.74%	10.65%	9.63%	6.86%	2.31%	7.77%
Aug 2021	5.76%	0.55%	6.31%	1.42%	7.73%	9.19%	5.38%	9.86%	6.83%	7.92%	6.16%	9.41%	8.81%	7.22%	4.45%	7.73%
Jul 2021	5.57%	0.54%	6.12%	1.18%	7.30%	8.66%	5.72%	9.60%	6.35%	7.77%	5.49%	8.43%	8.76%	6.04%	4.40%	7.30%
Jun 2021	5.26%	0.52%	5.79%	1.18%	6.96%	8.87%	7.77%	8.74%	6.57%	7.57%	6.00%	8.24%	7.72%	6.20%	2.01%	6.96%
May 2021	4.80%	0.42%	5.21%	1.08%	6.29%	7.67%	2.27%	8.15%	6.31%	7.21%	6.38%	6.91%	7.44%	4.70%	1.81%	6.29%
Apr 2021	5.10%	0.43%	5.53%	1.38%	6.92%	8.69%	3.98%	9.15%	7.06%	7.37%	6.17%	6.72%	7.89%	5.46%	1.95%	6.92%
Mar 2021	5.00%	0.41%	5.41%	1.65%	7.06%	8.29%	4.88%	9.70%	6.07%	7.63%	7.18%	7.42%	7.99%	5.63%	0.74%	7.06%
Feb 2021	5.42%	0.52%	5.93%	4.84%	10.78%	11.30%	10.97%	10.62%	11.22%	10.40%	10.94%	9.18%	12.04%	10.11%	0.80%	10.78%
Jan 2021	5.48%	0.36%	5.84%	6.51%	12.35%	15.96%	12.46%	10.98%	8.67%	13.98%	13.17%	12.56%	13.13%	11.43%	3.30%	12.35%
2021	5.43%	0.52%	5.94%	2.41%	8.35%	9.80%	5.75%	10.10%	7.41%	9.19%	7.67%	9.35%	9.91%	7.08%	2.21%	8.35%

