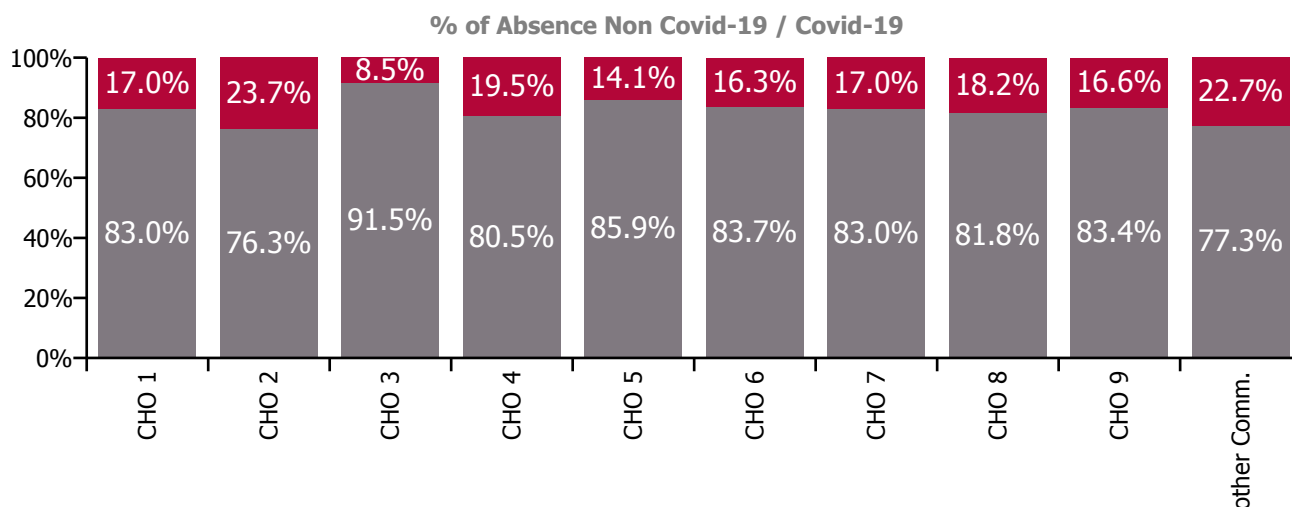
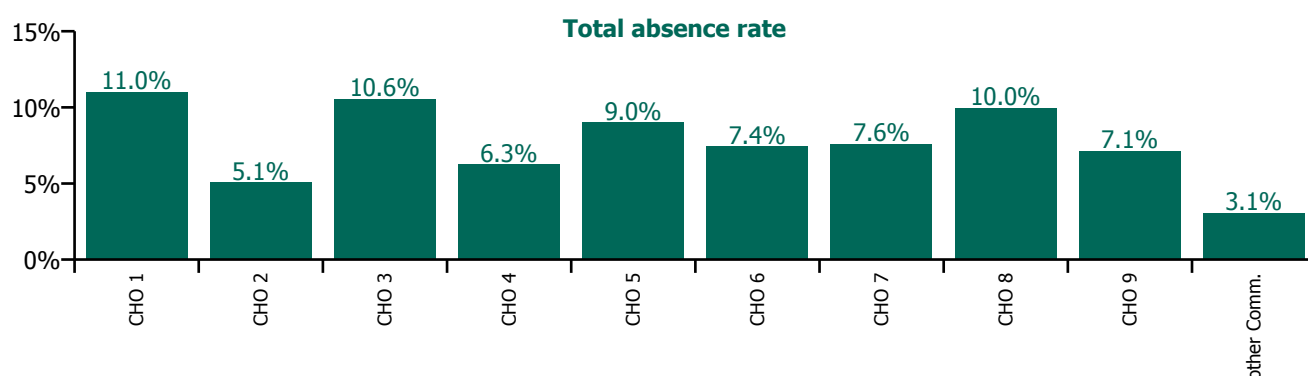


November 2022

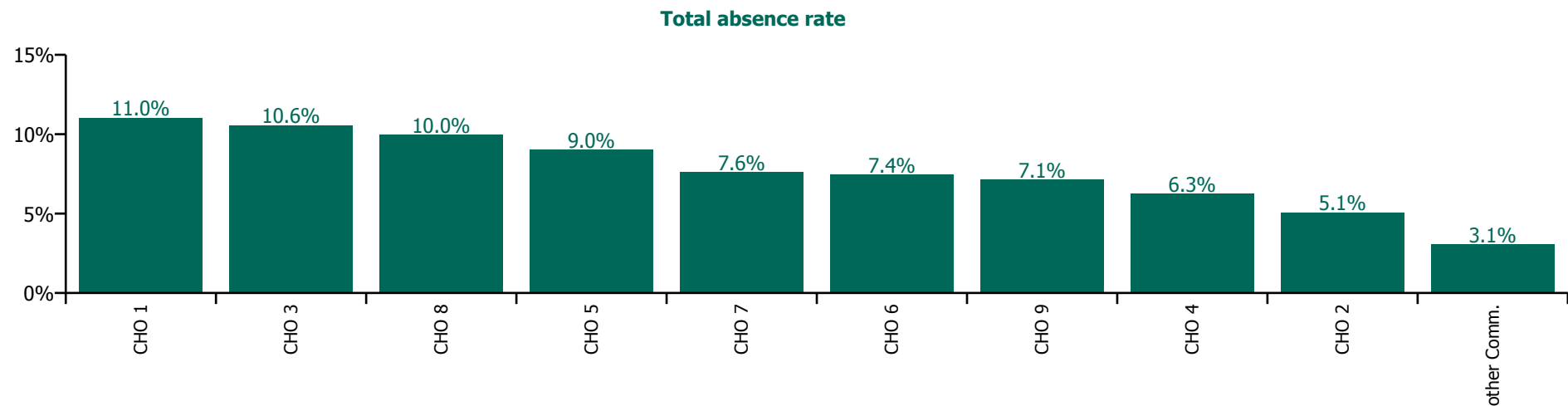
Health Service Absence Rate - by Staff Category: Nov 2022	Certified absence	Self-certified absence	Non Covid-19 absence	Covid-19 absence	Total absence rate	% Non Covid-19 absence	% Covid-19 absence
Older People	6.1%	0.7%	6.8%	1.3%	8.1%	83.5%	16.5%
Medical & Dental	1.5%	0.0%	1.5%	0.0%	1.5%	100.0%	0.0%
Nursing & Midwifery	5.7%	0.9%	6.5%	1.5%	8.0%	81.3%	18.7%
Health & Social Care Professionals	2.8%	0.4%	3.2%	0.5%	3.7%	87.0%	13.0%
Management & Administrative	3.2%	0.4%	3.6%	0.6%	4.2%	85.3%	14.7%
General Support	6.1%	0.4%	6.6%	1.0%	7.5%	87.2%	12.8%
Patient & Client Care	7.4%	0.8%	8.2%	1.6%	9.8%	83.9%	16.1%

Health Service Absence Rate - Care Group by CHO: Nov 2022	Certified absence	Self-certified absence	Non Covid-19 absence	Covid-19 absence	Total absence rate	% Non Covid-19 absence	% Covid-19 absence
Older People	6.1%	0.7%	6.8%	1.3%	8.1%	83.5%	16.5%
CHO 1	8.5%	0.7%	9.2%	1.9%	11.0%	83.0%	17.0%
CHO 2	3.6%	0.2%	3.9%	1.2%	5.1%	76.3%	23.7%
CHO 3	8.7%	1.0%	9.7%	0.9%	10.6%	91.5%	8.5%
CHO 4	4.4%	0.6%	5.0%	1.2%	6.3%	80.5%	19.5%
CHO 5	6.9%	0.8%	7.8%	1.3%	9.0%	85.9%	14.1%
CHO 6	5.6%	0.7%	6.2%	1.2%	7.4%	83.7%	16.3%
CHO 7	5.3%	1.0%	6.3%	1.3%	7.6%	83.0%	17.0%
CHO 8	7.3%	0.9%	8.1%	1.8%	10.0%	81.8%	18.2%
CHO 9	5.0%	1.0%	6.0%	1.2%	7.1%	83.4%	16.6%
Other Community Services	2.0%	0.4%	2.4%	0.7%	3.1%	77.3%	22.7%

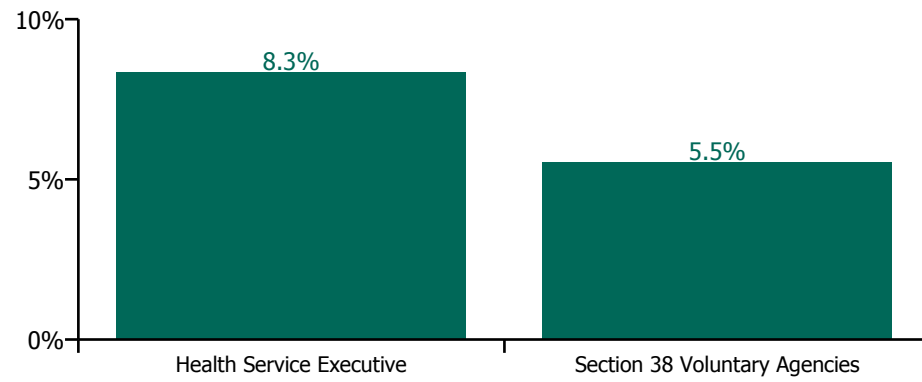


November 2022

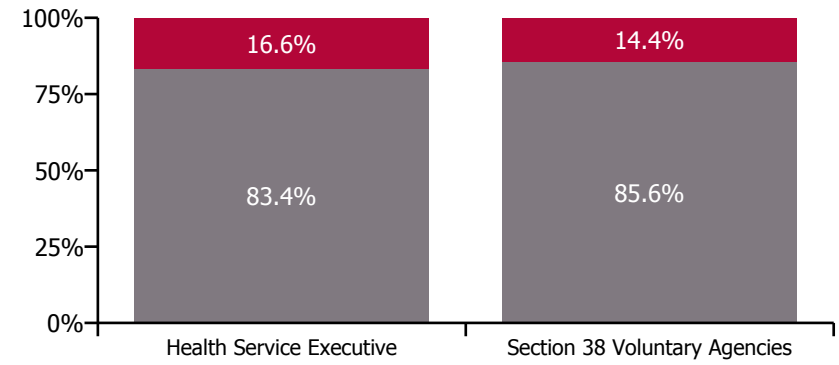
Health Service Absence Rate - by Hospital Group & Staff Category: Nov 2022	Medical & Dental	Nursing & Midwifery	Health & Social Care Professionals	Management & Administrative	General Support	Patient & Client Care	Certified absence	Self-certified absence	Non Covid-19 absence	Covid-19 absence	Total absence rate
Older People	1.5%	8.0%	3.7%	4.2%	7.5%	9.8%	6.1%	0.7%	6.8%	1.3%	8.1%
CHO 1	0.0%	10.3%	8.2%	6.9%	10.6%	12.8%	8.5%	0.7%	9.2%	1.9%	11.0%
CHO 2	0.0%	4.1%	2.5%	5.7%	2.2%	6.2%	3.6%	0.2%	3.9%	1.2%	5.1%
CHO 3	6.0%	10.8%	5.5%	7.8%	9.7%	12.0%	8.7%	1.0%	9.7%	0.9%	10.6%
CHO 4	0.0%	5.7%	2.8%	2.7%	6.7%	7.7%	4.4%	0.6%	5.0%	1.2%	6.3%
CHO 5	5.5%	9.4%	1.2%	2.2%	6.7%	11.2%	6.9%	0.8%	7.8%	1.3%	9.0%
CHO 6	0.0%	7.2%	2.5%	5.0%	8.2%	9.2%	5.6%	0.7%	6.2%	1.2%	7.4%
CHO 7	0.0%	7.6%	2.7%	2.0%	7.6%	9.1%	5.3%	1.0%	6.3%	1.3%	7.6%
CHO 8	0.0%	10.1%	2.4%	3.4%	10.2%	11.5%	7.3%	0.9%	8.1%	1.8%	10.0%
CHO 9	0.0%	8.2%	4.6%	2.6%	5.8%	9.1%	5.0%	1.0%	6.0%	1.2%	7.1%
Other Community Services		0.0%		3.2%		0.0%	2.0%	0.4%	2.4%	0.7%	3.1%



Total absence rate



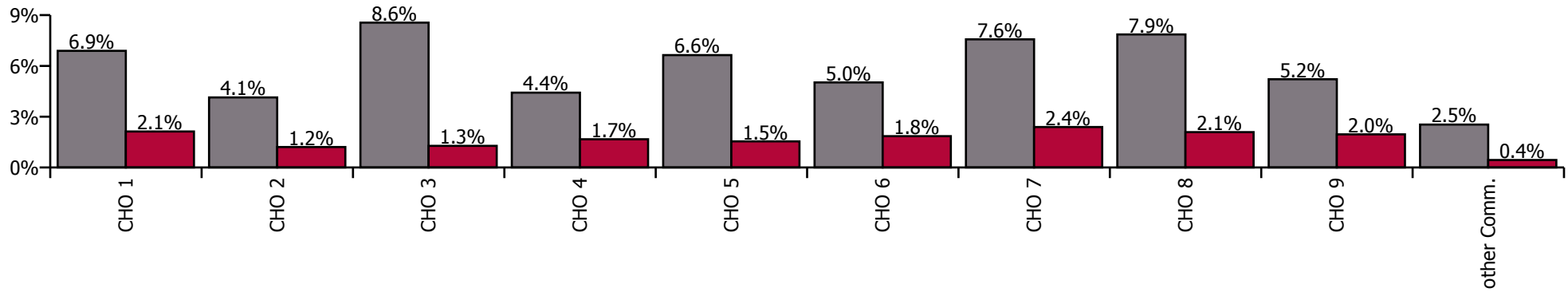
Non Covid-19 & Covid-19 Absence



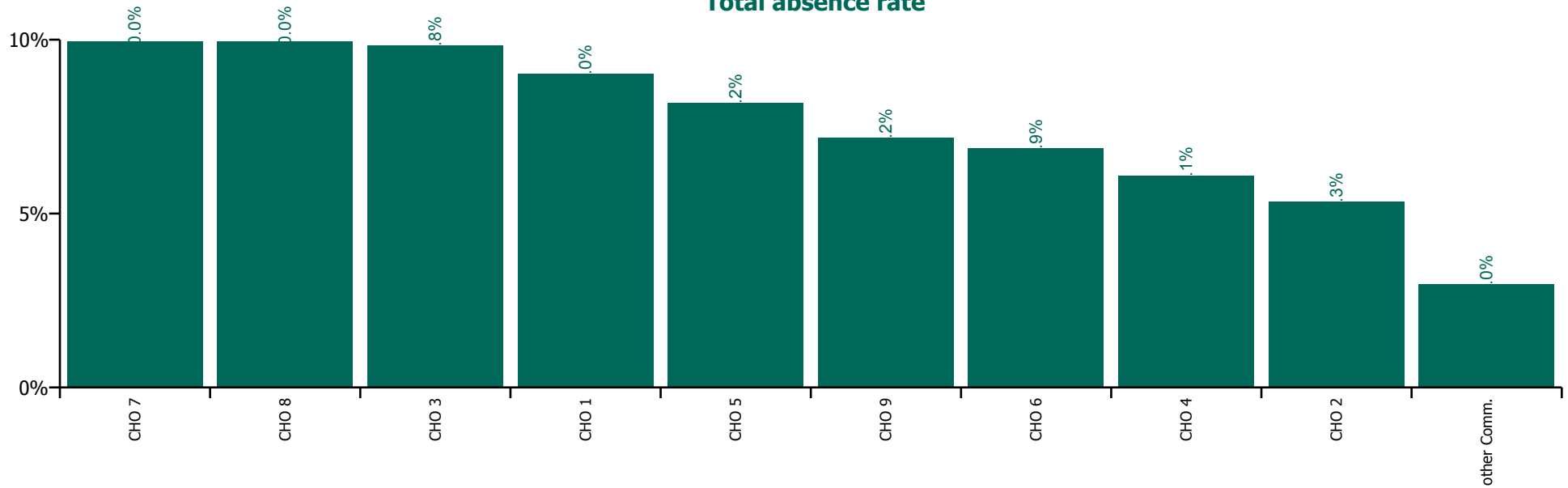
November 2022

Health Service Absence Rate by Hospital: Nov 2022	Medical & Dental	Nursing & Midwifery	Health & Social Care Professionals	Management & Administrative	General Support	Patient & Client Care	Certified absence	Self-certified absence	Non Covid-19 absence	Covid-19 absence	Total absence rate
Older People	1.3%	7.7%	4.1%	4.7%	8.0%	9.0%	5.5%	0.5%	6.1%	1.8%	7.8%
Health Service Executive	0.5%	8.4%	5.1%	5.8%	9.7%	10.2%	6.5%	0.4%	6.9%	2.1%	9.0%
CHO 1	0.5%	8.4%	5.1%	5.8%	9.7%	10.2%	6.5%	0.4%	6.9%	2.1%	9.0%
Health Service Executive	0.5%	5.7%	2.3%	3.0%	4.1%	5.8%	3.9%	0.2%	4.1%	1.2%	5.3%
CHO 2	0.5%	5.7%	2.3%	3.0%	4.1%	5.8%	3.9%	0.2%	4.1%	1.2%	5.3%
Health Service Executive	2.5%	10.2%	6.4%	5.6%	10.9%	10.8%	7.9%	0.6%	8.6%	1.3%	9.8%
CHO 3	2.5%	10.2%	6.4%	5.6%	10.9%	10.8%	7.9%	0.6%	8.6%	1.3%	9.8%
Health Service Executive	0.3%	6.0%	2.3%	3.0%	5.8%	7.1%	4.0%	0.4%	4.4%	1.7%	6.1%
CHO 4	0.3%	6.0%	2.3%	3.0%	5.8%	7.1%	4.0%	0.4%	4.4%	1.7%	6.1%
Health Service Executive	0.6%	8.5%	3.2%	6.0%	8.0%	8.9%	6.0%	0.6%	6.6%	1.5%	8.2%
CHO 5	0.6%	8.5%	3.2%	6.0%	8.0%	8.9%	6.0%	0.6%	6.6%	1.5%	8.2%
Health Service Executive	1.4%	7.3%	2.3%	6.4%	8.1%	10.3%	5.4%	0.6%	6.0%	2.4%	8.4%
Section 38 Voluntary Agencies	2.5%	6.3%	4.1%	4.7%	6.1%	6.8%	4.0%	0.5%	4.5%	1.6%	6.1%
CHO 6	2.3%	6.7%	3.9%	5.2%	6.7%	8.1%	4.5%	0.6%	5.0%	1.8%	6.9%
Health Service Executive	1.2%	8.8%	4.1%	6.8%	11.2%	11.6%	6.8%	0.8%	7.6%	2.4%	10.0%
CHO 7	1.2%	8.8%	4.1%	6.8%	11.2%	11.6%	6.8%	0.8%	7.6%	2.4%	10.0%
Health Service Executive	0.2%	8.9%	5.2%	6.0%	7.5%	11.7%	7.3%	0.6%	7.9%	2.1%	10.0%
CHO 8	0.2%	8.9%	5.2%	6.0%	7.5%	11.7%	7.3%	0.6%	7.9%	2.1%	10.0%
Health Service Executive	3.3%	8.5%	3.9%	4.5%	8.3%	8.7%	4.7%	0.8%	5.5%	2.1%	7.6%
Section 38 Voluntary Agencies	3.6%	5.1%	5.8%	3.6%	6.1%	8.1%	3.9%	0.7%	4.6%	1.6%	6.2%
CHO 9	3.4%	7.4%	4.7%	4.2%	7.5%	8.5%	4.4%	0.8%	5.2%	2.0%	7.2%
Other Community Services		0.0%	0.4%	3.0%		1.3%	2.3%	0.2%	2.5%	0.4%	3.0%

Non Covid-19 / Covid-19 absence rates



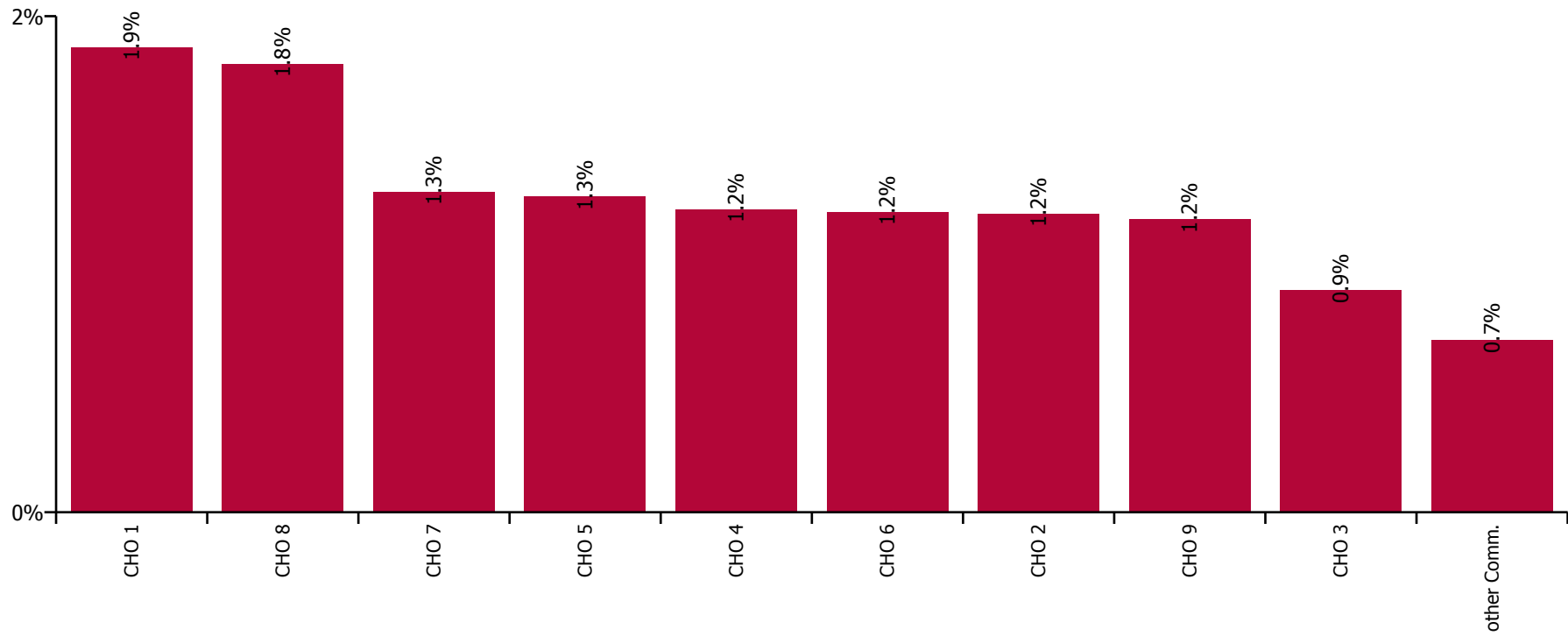
Total absence rate



November 2022

Health Service Covid-19 Absence Rate - by Staff Category & Hospital: Nov 2022	Medical & Dental	Nursing & Midwifery	Health & Social Care Professionals	Management & Administrative	General Support	Patient & Client Care	Covid-19 absence	Non Covid-19 absence	Total absence rate
Older People	0.0%	1.5%	0.5%	4.2%	1.0%	1.6%	1.3%	6.8%	8.1%
Health Service Executive	0.0%	1.8%	0.6%	6.9%	1.0%	2.3%	1.9%	9.2%	11.0%
CHO 1	0.0%	1.8%	0.6%	6.9%	1.0%	2.3%	1.9%	9.2%	11.0%
Health Service Executive	0.0%	1.9%	0.0%	5.7%	0.4%	1.0%	1.2%	3.9%	5.1%
CHO 2	0.0%	1.9%	0.0%	5.7%	0.4%	1.0%	1.2%	3.9%	5.1%
Health Service Executive	0.0%	0.9%	0.9%	7.8%	1.0%	0.8%	0.9%	9.7%	10.6%
CHO 3	0.0%	0.9%	0.9%	7.8%	1.0%	0.8%	0.9%	9.7%	10.6%
Health Service Executive	0.0%	1.0%	0.0%	2.7%	1.1%	1.7%	1.2%	5.0%	6.3%
CHO 4	0.0%	1.0%	0.0%	2.7%	1.1%	1.7%	1.2%	5.0%	6.3%
Health Service Executive	0.0%	1.4%	0.4%	2.2%	1.9%	1.4%	1.3%	7.8%	9.0%
CHO 5	0.0%	1.4%	0.4%	2.2%	1.9%	1.4%	1.3%	7.8%	9.0%
Health Service Executive	0.0%	1.4%	0.0%	5.9%	1.4%	2.0%	1.5%	8.6%	10.0%
Section 38 Voluntary Agencies	0.0%	1.4%	0.4%	4.1%	1.2%	1.0%	1.0%	4.5%	5.5%
CHO 6	0.0%	1.4%	0.4%	5.0%	1.3%	1.5%	1.2%	6.2%	7.4%
Health Service Executive	0.0%	1.8%	0.0%	2.0%	0.3%	1.4%	1.3%	6.3%	7.6%
CHO 7	0.0%	1.8%	0.0%	2.0%	0.3%	1.4%	1.3%	6.3%	7.6%
Health Service Executive	0.0%	1.7%	0.2%	3.4%	1.5%	2.3%	1.8%	8.1%	10.0%
CHO 8	0.0%	1.7%	0.2%	3.4%	1.5%	2.3%	1.8%	8.1%	10.0%
Health Service Executive	0.0%	2.1%	0.9%	2.7%	0.8%	1.6%	1.5%	6.2%	7.7%
Section 38 Voluntary Agencies	0.0%	0.3%	1.2%	1.8%	0.3%	0.6%	0.4%	5.1%	5.5%
CHO 9	0.0%	1.6%	1.0%	2.6%	0.6%	1.4%	1.2%	6.0%	7.1%
Other Community Services		0.0%		3.2%		0.0%	0.7%	2.4%	3.1%

Covid-19 absence rate



November 2022

Health Service Absence Rate - by Staff Category: Nov 2022	Certified absence	Self- certified absence	Non Covid-19 absence	Covid-19 absence	Total absence rate	% Non Covid-19 absence	% Covid-19 absence
HSE Older People CHO 1	8.5%	0.7%	9.2%	1.9%	11.0%	83.0%	17.0%
Medical & Dental	0.0%	0.0%	0.0%	0.0%	0.0%		
Nursing & Midwifery	7.7%	0.8%	8.5%	1.8%	10.3%	82.7%	17.3%
Health & Social Care Professionals	6.9%	0.6%	7.5%	0.6%	8.2%	92.5%	7.5%
Management & Administrative	5.1%	0.4%	5.5%	1.4%	6.9%	79.5%	20.5%
General Support	9.5%	0.1%	9.6%	1.0%	10.6%	90.6%	9.4%
Patient & Client Care	9.7%	0.8%	10.5%	2.3%	12.8%	81.9%	18.1%

November 2022

Health Service Absence Rate - by Staff Category: Nov 2022	Certified absence	Self- certified absence	Non Covid-19 absence	Covid-19 absence	Total absence rate	% Non Covid-19 absence	% Covid-19 absence
HSE Older People CHO 2	3.6%	0.2%	3.9%	1.2%	5.1%	76.3%	23.7%
Medical & Dental	0.0%	0.0%	0.0%	0.0%	0.0%		
Nursing & Midwifery	2.1%	0.1%	2.2%	1.9%	4.1%	53.9%	46.1%
Health & Social Care Professionals	2.2%	0.3%	2.5%	0.0%	2.5%	100.0%	0.0%
Management & Administrative	4.6%	0.1%	4.7%	0.9%	5.7%	83.6%	16.4%
General Support	1.6%	0.1%	1.7%	0.4%	2.2%	80.0%	20.0%
Patient & Client Care	4.8%	0.4%	5.2%	1.0%	6.2%	84.0%	16.0%

November 2022

Health Service Absence Rate - by Staff Category: Nov 2022	Certified absence	Self- certified absence	Non Covid-19 absence	Covid-19 absence	Total absence rate	% Non Covid-19 absence	% Covid-19 absence
HSE Older People CHO 3	8.7%	1.0%	9.7%	0.9%	10.6%	91.5%	8.5%
Medical & Dental	6.0%	0.0%	6.0%	0.0%	6.0%	100.0%	0.0%
Nursing & Midwifery	8.6%	1.3%	9.9%	0.9%	10.8%	91.4%	8.6%
Health & Social Care Professionals	4.2%	0.4%	4.7%	0.9%	5.5%	84.2%	15.8%
Management & Administrative	5.8%	0.6%	6.4%	1.4%	7.8%	82.4%	17.6%
General Support	8.3%	0.3%	8.7%	1.0%	9.7%	89.9%	10.1%
Patient & Client Care	10.2%	1.0%	11.3%	0.8%	12.0%	93.7%	6.3%

November 2022

Health Service Absence Rate - by Staff Category: Nov 2022	Certified absence	Self- certified absence	Non Covid-19 absence	Covid-19 absence	Total absence rate	% Non Covid-19 absence	% Covid-19 absence
HSE Older People CHO 4	4.4%	0.6%	5.0%	1.2%	6.3%	80.5%	19.5%
Medical & Dental	0.0%	0.0%	0.0%	0.0%	0.0%		
Nursing & Midwifery	3.9%	0.8%	4.7%	1.0%	5.7%	82.2%	17.8%
Health & Social Care Professionals	2.8%	0.0%	2.8%	0.0%	2.8%	100.0%	0.0%
Management & Administrative	2.0%	0.3%	2.2%	0.4%	2.7%	84.3%	15.7%
General Support	5.5%	0.0%	5.6%	1.1%	6.7%	83.2%	16.8%
Patient & Client Care	5.5%	0.6%	6.0%	1.7%	7.7%	78.4%	21.6%

November 2022

Health Service Absence Rate - by Staff Category: Nov 2022	Certified absence	Self- certified absence	Non Covid-19 absence	Covid-19 absence	Total absence rate	% Non Covid-19 absence	% Covid-19 absence
HSE Older People CHO 5	6.9%	0.8%	7.8%	1.3%	9.0%	85.9%	14.1%
Medical & Dental	5.5%	0.0%	5.5%	0.0%	5.5%	100.0%	0.0%
Nursing & Midwifery	7.1%	0.8%	7.9%	1.4%	9.4%	84.6%	15.4%
Health & Social Care Professionals	0.5%	0.2%	0.8%	0.4%	1.2%	64.3%	35.7%
Management & Administrative	1.8%	0.3%	2.1%	0.1%	2.2%	97.4%	2.6%
General Support	4.1%	0.7%	4.8%	1.9%	6.7%	71.3%	28.7%
Patient & Client Care	8.8%	1.0%	9.8%	1.4%	11.2%	87.9%	12.1%

November 2022

Health Service Absence Rate - by Staff Category: Nov 2022	Certified absence	Self- certified absence	Non Covid-19 absence	Covid-19 absence	Total absence rate	% Non Covid-19 absence	% Covid-19 absence
HSE Older People CHO 6	5.6%	0.7%	6.2%	1.2%	7.4%	83.7%	16.3%
Medical & Dental	0.0%	0.0%	0.0%	0.0%	0.0%		
Nursing & Midwifery	5.0%	0.9%	5.8%	1.4%	7.2%	80.8%	19.2%
Health & Social Care Professionals	1.4%	0.7%	2.1%	0.4%	2.5%	84.7%	15.3%
Management & Administrative	3.8%	0.8%	4.6%	0.3%	5.0%	93.3%	6.7%
General Support	6.4%	0.6%	7.0%	1.3%	8.2%	84.6%	15.4%
Patient & Client Care	7.3%	0.5%	7.8%	1.5%	9.2%	84.2%	15.8%

November 2022

Health Service Absence Rate - by Staff Category: Nov 2022	Certified absence	Self- certified absence	Non Covid-19 absence	Covid-19 absence	Total absence rate	% Non Covid-19 absence	% Covid-19 absence
HSE Older People CHO 7	5.3%	1.0%	6.3%	1.3%	7.6%	83.0%	17.0%
Medical & Dental	0.0%	0.0%	0.0%	0.0%	0.0%		
Nursing & Midwifery	4.6%	1.2%	5.7%	1.8%	7.6%	75.6%	24.4%
Health & Social Care Professionals	1.8%	0.9%	2.7%	0.0%	2.7%	100.0%	0.0%
Management & Administrative	1.4%	0.4%	1.8%	0.1%	2.0%	92.7%	7.3%
General Support	6.8%	0.5%	7.3%	0.3%	7.6%	95.8%	4.2%
Patient & Client Care	6.6%	1.1%	7.7%	1.4%	9.1%	84.4%	15.6%

November 2022

Health Service Absence Rate - by Staff Category: Nov 2022	Certified absence	Self- certified absence	Non Covid-19 absence	Covid-19 absence	Total absence rate	% Non Covid-19 absence	% Covid-19 absence
HSE Older People CHO 8	7.3%	0.9%	8.1%	1.8%	10.0%	81.8%	18.2%
Medical & Dental	0.0%	0.0%	0.0%	0.0%	0.0%		
Nursing & Midwifery	7.5%	0.9%	8.4%	1.7%	10.1%	83.3%	16.7%
Health & Social Care Professionals	2.2%	0.0%	2.2%	0.2%	2.4%	92.9%	7.1%
Management & Administrative	2.6%	0.5%	3.1%	0.3%	3.4%	90.2%	9.8%
General Support	7.8%	0.8%	8.7%	1.5%	10.2%	85.1%	14.9%
Patient & Client Care	8.2%	1.0%	9.2%	2.3%	11.5%	80.2%	19.8%

November 2022

Health Service Absence Rate - by Staff Category: Nov 2022	Certified absence	Self-certified absence	Non Covid-19 absence	Covid-19 absence	Total absence rate	% Non Covid-19 absence	% Covid-19 absence
HSE Older People CHO 9	5.0%	1.0%	6.0%	1.2%	7.1%	83.4%	16.6%
Medical & Dental	0.0%	0.0%	0.0%	0.0%	0.0%		
Nursing & Midwifery	5.5%	1.1%	6.5%	1.6%	8.2%	80.1%	19.9%
Health & Social Care Professionals	3.2%	0.4%	3.6%	1.0%	4.6%	78.6%	21.4%
Management & Administrative	2.0%	0.4%	2.4%	0.1%	2.6%	95.4%	4.6%
General Support	4.4%	0.9%	5.3%	0.6%	5.8%	90.0%	10.0%
Patient & Client Care	6.3%	1.4%	7.7%	1.4%	9.1%	84.8%	15.2%

November 2022

Health Service Absence Rate - by Staff Category: Nov 2022	Certified absence	Self-certified absence	Non Covid-19 absence	Covid-19 absence	Total absence rate	% Non Covid-19 absence	% Covid-19 absence
HSE Older People Other Community Services	2.0%	0.4%	2.4%	0.7%	3.1%	77.3%	22.7%
Medical & Dental							
Nursing & Midwifery	0.0%	0.0%	0.0%	0.0%	0.0%		#DIV/0
Health & Social Care Professionals							
Management & Administrative	2.1%	0.4%	2.5%	0.7%	3.2%	77.3%	22.7%
General Support							
Patient & Client Care	0.0%	0.0%	0.0%	0.0%	0.0%		#DIV/0

November 2022

Incorporated Orthopaedic Hospital absence by Staff Category	Certified absence	Self-certified absence	Non Covid-19 absence	Covid-19 absence	Total absence rate	% Non Covid-19 absence	% Covid-19 absence
Incorporated Orthopaedic Hospital (CHO 9)	3.6%	1.5%	5.1%	0.4%	5.5%	93.0%	7.0%
Medical & Dental	0.0%	0.0%	0.0%	0.0%	0.0%		
Nursing & Midwifery	2.0%	1.0%	3.0%	0.3%	3.3%	92.1%	7.9%
Health & Social Care Professionals	3.0%	0.6%	3.6%	1.2%	4.8%	74.4%	25.6%
Management & Administrative	1.3%	0.5%	1.8%	0.0%	1.8%	100.0%	0.0%
General Support	2.6%	1.1%	3.7%	0.3%	4.0%	92.9%	7.1%
Patient & Client Care	7.6%	3.0%	10.5%	0.6%	11.1%	95.0%	5.0%

November 2022

Leopardstown Park Hospital absence by Staff Category	Certified absence	Self-certified absence	Non Covid-19 absence	Covid-19 absence	Total absence rate	% Non Covid-19 absence	% Covid-19 absence
Leopardstown Park Hospital (CHO 6)	6.1%	0.9%	7.1%	2.1%	9.1%	77.2%	22.8%
Medical & Dental							
Nursing & Midwifery	6.5%	1.9%	8.4%	3.2%	11.6%	72.2%	27.8%
Health & Social Care Professionals	0.4%	0.0%	0.4%	0.0%	0.4%	100.0%	0.0%
Management & Administrative	5.4%	0.0%	5.4%	1.1%	6.5%	83.2%	16.8%
General Support	5.5%	0.7%	6.2%	2.4%	8.6%	71.8%	28.2%
Patient & Client Care	7.4%	0.7%	8.1%	1.8%	9.9%	82.1%	17.9%

November 2022

Royal Hospital, Donnybrook, Dublin absence by Staff Category	Certified absence	Self-certified absence	Non Covid-19 absence	Covid-19 absence	Total absence rate	% Non Covid-19 absence	% Covid-19 absence
Royal Hospital, Donnybrook, Dublin (CHO 6)	2.3%	0.4%	2.7%	0.2%	2.9%	92.2%	7.8%
Medical & Dental	0.0%	0.0%	0.0%	0.0%	0.0%		
Nursing & Midwifery	2.4%	0.5%	3.0%	0.2%	3.2%	93.9%	6.1%
Health & Social Care Professionals	0.5%	1.1%	1.6%	0.6%	2.2%	73.7%	26.3%
Management & Administrative	0.0%	0.7%	0.7%	0.0%	0.7%	100.0%	0.0%
General Support	0.9%	0.3%	1.2%	0.0%	1.2%	100.0%	0.0%
Patient & Client Care	4.4%	0.1%	4.5%	0.3%	4.8%	93.6%	6.4%

Older People

Year/ month	Medical & Dental	Nursing & Midwifery	Health & Social Care Professionals	Management & Administrative	General Support	Patient & Client Care	Certified absence	Self-certified absence	Non Covid-19 absence	Covid-19 absence	Total absence rate
2022	1.5%	9.1%	5.6%	5.3%	9.1%	10.4%	5.8%	0.6%	6.4%	2.7%	9.1%
Nov 2022	1.5%	8.0%	3.7%	4.2%	7.5%	9.8%	6.1%	0.7%	6.8%	1.3%	8.1%
Oct 2022	1.7%	7.7%	4.0%	3.8%	7.4%	9.8%	6.1%	0.7%	6.7%	1.3%	8.0%
Sep 2022	1.0%	7.3%	3.3%	4.1%	7.3%	9.0%	5.7%	0.7%	6.4%	1.2%	7.5%
Aug 2022	1.7%	7.1%	4.4%	4.5%	7.8%	9.5%	5.9%	0.6%	6.5%	1.3%	7.8%
Jul 2022	1.8%	8.7%	4.9%	5.9%	7.9%	10.7%	6.1%	0.6%	6.7%	2.3%	9.0%
Jun 2022	2.6%	8.4%	5.6%	5.0%	9.4%	9.9%	5.8%	0.6%	6.5%	2.2%	8.6%
May 2022	1.8%	7.3%	5.7%	4.0%	8.1%	8.7%	5.4%	0.5%	5.9%	1.6%	7.5%
Apr 2022	0.5%	10.1%	5.7%	6.4%	10.4%	10.9%	5.9%	0.5%	6.4%	3.5%	9.9%
Mar 2022	1.0%	12.0%	8.5%	7.9%	11.5%	11.9%	5.7%	0.5%	6.2%	5.1%	11.3%
Feb 2022	1.6%	10.7%	7.2%	6.0%	9.8%	10.7%	5.8%	0.5%	6.3%	3.7%	9.9%
Jan 2022	1.2%	12.4%	7.6%	7.2%	12.3%	14.1%	5.4%	0.5%	5.9%	6.5%	12.4%
2021	1.2%	8.4%	4.0%	4.6%	8.1%	9.6%	5.4%	0.5%	5.9%	2.4%	8.4%
Dec 2021	0.8%	9.5%	5.4%	6.1%	10.5%	10.6%	5.6%	0.6%	6.1%	3.4%	9.5%
Nov 2021	1.6%	9.0%	5.6%	5.4%	9.3%	10.6%	5.6%	0.8%	6.4%	2.8%	9.2%
Oct 2021	0.6%	8.0%	4.1%	5.1%	8.1%	9.6%	5.7%	0.6%	6.3%	1.9%	8.2%
Sep 2021	1.1%	7.9%	3.7%	3.8%	7.9%	8.9%	5.7%	0.5%	6.2%	1.6%	7.8%
Aug 2021	0.6%	7.7%	3.1%	4.1%	8.0%	8.9%	5.8%	0.5%	6.3%	1.4%	7.7%
Jul 2021	0.6%	7.0%	1.7%	3.8%	7.9%	8.8%	5.6%	0.5%	6.1%	1.2%	7.3%
Jun 2021	0.5%	7.1%	2.2%	4.1%	7.3%	7.9%	5.3%	0.5%	5.8%	1.2%	7.0%
May 2021	0.2%	6.2%	3.0%	4.0%	6.6%	7.2%	4.8%	0.4%	5.2%	1.1%	6.3%
Apr 2021		6.8%	4.1%	4.2%	6.1%	8.1%	5.1%	0.4%	5.5%	1.4%	6.9%
Mar 2021	0.7%	7.4%	4.1%	4.1%	5.8%	8.1%	5.0%	0.4%	5.4%	1.6%	7.1%
Feb 2021	3.9%	11.5%	4.7%	4.4%	8.4%	12.7%	5.4%	0.5%	5.9%	4.8%	10.8%
Jan 2021	4.1%	13.1%	5.3%	6.2%	11.1%	14.0%	5.5%	0.4%	5.8%	6.5%	12.4%
2020	1.7%	8.1%	4.0%	5.1%	9.0%	9.3%	5.7%	0.4%	6.1%	2.1%	8.3%
Dec 2020	2.9%	7.8%	3.5%	5.1%	7.9%	9.5%	5.2%	0.4%	5.5%	2.5%	8.1%
Nov 2020	1.2%	7.2%	3.6%	4.9%	7.2%	8.6%	5.4%	0.4%	5.8%	1.6%	7.4%
Oct 2020	0.1%	7.3%	2.9%	5.3%	8.4%	8.9%	5.5%	0.4%	5.9%	1.8%	7.7%
Sep 2020	0.3%	7.6%	3.9%	5.4%	9.0%	8.5%	5.9%	0.5%	6.4%	1.4%	7.7%
Aug 2020		6.6%	3.1%	5.3%	9.0%	8.4%	5.8%	0.4%	6.2%	1.1%	7.3%
Jul 2020	0.7%	6.3%	2.2%	3.8%	8.0%	7.8%	5.2%	0.4%	5.6%	1.1%	6.7%

Jun 2020	2.7%	6.7%	3.0%	4.5%	8.3%	8.0%	5.3%	0.4%	5.7%	1.4%	7.1%
May 2020	3.0%	11.2%	5.3%	5.6%	11.2%	11.9%	6.1%	0.3%	6.4%	4.4%	10.8%
Apr 2020	4.1%	16.5%	6.2%	7.5%	12.9%	14.8%	6.2%	0.2%	6.5%	7.7%	14.2%
Mar 2020	4.1%	8.7%	7.0%	6.2%	9.8%	9.5%	6.0%	0.4%	6.4%	2.4%	8.8%
Feb 2020	0.6%	5.8%	3.7%	3.8%	7.5%	7.5%	5.8%	0.7%	6.4%		6.4%
Jan 2020	0.3%	5.8%	3.2%	4.4%	8.2%	8.3%	6.1%	0.7%	6.8%		6.8%
2019	1.0%	5.4%	3.2%	3.8%	6.4%	7.0%	5.4%	0.6%	5.9%		5.9%
Dec 2019	0.4%	5.9%	3.9%	4.2%	7.8%	8.0%	6.0%	0.7%	6.8%		6.8%
Nov 2019	0.2%	5.7%	3.4%	4.0%	6.3%	7.0%	5.5%	0.6%	6.1%		6.1%
Oct 2019	0.6%	5.7%	3.9%	3.4%	6.8%	7.2%	5.6%	0.6%	6.2%		6.2%
Sep 2019	3.2%	5.2%	2.9%	3.0%	6.4%	7.0%	5.3%	0.5%	5.8%		5.8%
Aug 2019	0.7%	5.0%	2.6%	3.8%	6.2%	7.1%	5.4%	0.5%	5.9%		5.9%
Jul 2019	0.8%	5.2%	2.6%	3.8%	5.9%	6.8%	5.2%	0.5%	5.7%		5.7%
Jun 2019	0.4%	5.5%	2.3%	3.5%	6.1%	6.6%	5.2%	0.6%	5.8%		5.8%
May 2019	0.5%	5.1%	2.8%	4.4%	5.6%	6.2%	5.0%	0.5%	5.5%		5.5%
Apr 2019	0.8%	5.1%	3.1%	3.8%	5.4%	6.8%	5.2%	0.5%	5.7%		5.7%
Mar 2019	0.2%	4.8%	3.3%	3.5%	6.7%	6.5%	5.1%	0.5%	5.6%		5.6%
Feb 2019	1.8%	5.5%	3.9%	4.1%	6.3%	7.0%	5.4%	0.7%	6.1%		6.1%
Jan 2019	1.2%	5.6%	3.1%	3.9%	7.0%	7.4%	5.4%	0.8%	6.1%		6.1%

Older People

Year/ month	CHO 1	CHO 2	CHO 3	CHO 4	CHO 5	CHO 6	CHO 7	CHO 8	CHO 9	other Comm.	Community Services absence rate	Certified absence	Self-certified absence	Non Covid-19 absence	Covid-19 absence	Total absence rate
2022	11.4%	5.4%	10.8%	7.6%	10.4%	7.6%	9.8%	12.1%	8.0%	2.3%	9.1%	5.8%	0.6%	6.4%	2.7%	9.1%
Nov 2022	11.0%	5.1%	10.6%	6.3%	9.0%	7.4%	7.6%	10.0%	7.1%	3.1%	8.1%	6.1%	0.7%	6.8%	1.3%	8.13%
Oct 2022	10.9%	5.6%	9.8%	6.7%	9.0%	6.6%	7.6%	10.4%	6.0%	1.7%	8.0%	6.1%	0.7%	6.7%	1.3%	8.03%
Sep 2022	9.8%	4.7%	8.7%	6.1%	8.3%	7.3%	8.6%	10.7%	5.6%	1.2%	7.5%	5.7%	0.7%	6.4%	1.2%	7.55%
Aug 2022	11.6%	5.7%	8.7%	5.8%	7.9%	6.4%	7.6%	10.4%	6.4%	3.9%	7.8%	5.9%	0.6%	6.5%	1.3%	7.83%
Jul 2022	11.6%	4.9%	10.9%	7.7%	11.2%	6.8%	9.9%	11.6%	7.5%	4.2%	9.0%	6.1%	0.6%	6.7%	2.3%	9.05%
Jun 2022	11.5%	4.8%	10.5%	5.6%	10.9%	7.4%	9.9%	11.2%	8.4%	1.8%	8.6%	5.8%	0.6%	6.5%	2.2%	8.64%
May 2022	9.3%	3.1%	9.6%	6.5%	9.1%	5.6%	7.9%	10.6%	6.9%	1.1%	7.5%	5.4%	0.5%	5.9%	1.6%	7.55%
Apr 2022	9.7%	4.8%	12.2%	10.7%	11.9%	7.3%	11.2%	13.5%	8.3%	2.9%	9.9%	5.9%	0.5%	6.4%	3.5%	9.90%
Mar 2022	13.9%	4.8%	12.8%	9.0%	13.1%	11.3%	11.6%	15.3%	12.2%	2.4%	11.3%	5.7%	0.5%	6.2%	5.1%	11.30%
Feb 2022	11.7%	6.4%	10.9%	9.0%	10.6%	7.9%	11.6%	12.4%	10.0%	0.8%	9.9%	5.8%	0.5%	6.3%	3.7%	9.95%
Jan 2022	14.8%	9.8%	14.0%	10.4%	13.1%	9.8%	14.7%	16.2%	9.3%	2.9%	12.4%	5.4%	0.5%	5.9%	6.5%	12.38%
2021	9.8%	5.8%	10.1%	7.4%	9.2%	7.7%	9.4%	9.9%	7.1%	2.2%	8.4%	5.4%	0.5%	5.9%	2.4%	8.4%
Dec 2021	11.4%	6.2%	10.5%	7.8%	11.6%	8.3%	10.8%	12.5%	8.1%	2.4%	9.5%	5.6%	0.6%	6.1%	3.4%	9.50%
Nov 2021	10.4%	5.0%	11.6%	7.6%	10.4%	9.4%	11.4%	12.5%	7.4%	1.0%	9.2%	5.6%	0.8%	6.4%	2.8%	9.20%
Oct 2021	8.4%	5.8%	11.7%	7.1%	9.2%	6.2%	10.6%	10.4%	6.1%	1.8%	8.2%	5.7%	0.6%	6.3%	1.9%	8.23%
Sep 2021	8.8%	3.9%	10.4%	6.7%	8.8%	6.7%	10.7%	9.6%	6.9%	2.3%	7.8%	5.7%	0.5%	6.2%	1.6%	7.77%
Aug 2021	9.2%	5.4%	9.9%	6.8%	7.9%	6.2%	9.4%	8.8%	7.2%	4.4%	7.7%	5.8%	0.5%	6.3%	1.4%	7.73%
Jul 2021	8.7%	5.7%	9.6%	6.4%	7.8%	5.5%	8.4%	8.8%	6.0%	4.4%	7.3%	5.6%	0.5%	6.1%	1.2%	7.30%
Jun 2021	8.9%	3.8%	8.7%	6.6%	7.6%	6.0%	8.2%	7.7%	6.2%	2.0%	7.0%	5.3%	0.5%	5.8%	1.2%	6.96%
May 2021	7.7%	2.3%	8.1%	6.3%	7.2%	6.4%	6.9%	7.4%	4.7%	1.8%	6.3%	4.8%	0.4%	5.2%	1.1%	6.29%
Apr 2021	8.7%	4.0%	9.1%	7.1%	7.4%	6.2%	6.7%	7.9%	5.5%	2.0%	6.9%	5.1%	0.4%	5.5%	1.4%	6.92%
Mar 2021	8.3%	4.9%	9.7%	6.1%	7.6%	7.2%	7.4%	8.0%	5.6%	0.7%	7.1%	5.0%	0.4%	5.4%	1.6%	7.06%
Feb 2021	11.3%	11.0%	10.6%	11.2%	10.4%	10.9%	9.2%	12.0%	10.1%	0.8%	10.8%	5.4%	0.5%	5.9%	4.8%	10.78%
Jan 2021	16.0%	12.5%	11.0%	8.7%	14.0%	13.2%	12.6%	13.1%	11.4%	3.3%	12.4%	5.5%	0.4%	5.8%	6.5%	12.35%
2020	8.9%	5.1%	10.5%	5.7%	7.5%	8.7%	12.3%	10.2%	8.8%	4.5%	8.3%	5.7%	0.4%	6.1%	2.1%	8.3%
Dec 2020	9.2%	4.9%	12.2%	4.1%	10.4%	9.1%	10.2%	10.3%	7.0%	1.5%	8.1%	5.2%	0.4%	5.5%	2.5%	8.08%
Nov 2020	8.1%	0.4%	9.6%	5.4%	7.7%	6.8%	8.6%	9.6%	4.8%	0.8%	7.4%	5.4%	0.4%	5.8%	1.6%	7.38%
Oct 2020	9.7%	4.7%	10.4%	5.5%	7.8%	7.5%	10.5%	10.7%	4.8%	2.0%	7.7%	5.5%	0.4%	5.9%	1.8%	7.69%
Sep 2020	9.2%	4.2%	12.8%	5.4%	5.2%	8.0%	10.9%	10.1%	6.1%	2.8%	7.7%	5.9%	0.5%	6.4%	1.4%	7.73%
Aug 2020	7.8%	3.3%	10.6%	6.1%	7.4%	7.8%	10.2%	8.7%	6.4%	4.1%	7.3%	5.8%	0.4%	6.2%	1.1%	7.32%
Jul 2020	7.2%	3.3%	10.4%	4.7%	6.3%	7.7%	10.2%	8.5%	5.9%	3.5%	6.7%	5.2%	0.4%	5.6%	1.1%	6.69%
Jun 2020	7.4%	3.2%	8.7%	5.5%	6.8%	7.9%	9.9%	9.1%	7.4%	8.4%	7.1%	5.3%	0.4%	5.7%	1.4%	7.11%
May 2020	12.1%	6.5%	9.3%	8.8%	7.5%	11.3%	17.3%	11.8%	15.4%	6.0%	10.8%	6.1%	0.3%	6.4%	4.4%	10.85%
Apr 2020	14.8%	8.6%	11.6%	9.9%	9.8%	16.5%	25.2%	14.5%	23.1%	4.9%	14.2%	6.2%	0.2%	6.5%	7.7%	14.19%
Mar 2020	8.1%	6.8%	11.5%	5.0%	7.5%	9.5%	12.4%	11.0%	12.8%	10.1%	8.8%	6.0%	0.4%	6.4%	2.4%	8.85%
Feb 2020	6.1%	5.3%	9.4%	4.5%	6.3%	6.3%	8.7%	8.7%	5.8%	5.2%	6.4%	5.8%	0.7%	6.4%		6.43%
Jan 2020	6.4%	5.8%	10.2%	4.4%	7.4%	5.8%	10.5%	9.1%	5.9%	5.0%	6.8%	6.1%	0.7%	6.8%		6.84%
2019	6.1%	5.1%	7.8%	4.3%	5.7%	5.1%	8.2%	7.9%	5.4%		5.9%	5.4%	0.6%	5.9%		5.9%
Dec 2019	6.7%	6.2%	9.5%	4.4%	6.8%	5.6%	9.0%	8.8%	6.5%		6.8%	6.0%	0.7%	6.8%		6.76%
Nov 2019	5.5%	5.4%	7.8%	4.3%	6.1%	5.4%	7.4%	8.6%	5.9%		6.1%	5.5%	0.6%	6.1%		6.06%
Oct 2019	5.0%	5.6%	8.3%	4.6%	6.8%	5.0%	6.9%	9.5%	6.5%		6.2%	5.6%	0.6%	6.2%		6.21%
Sep 2019	6.1%	4.9%	5.4%	3.9%	5.8%	6.5%	8.3%	7.8%	5.5%		5.8%	5.3%	0.5%	5.8%		5.81%
Aug 2019	6.2%	4.8%	8.7%	3.9%	5.5%	3.8%	9.5%	8.2%	5.6%		5.9%	5.4%	0.5%	5.9%		5.86%
Jul 2019	6.3%	4.4%	8.3%	4.1%	4.5%	5.9%	8.9%	7.5%	3.9%		5.7%	5.2%	0.5%	5.7%		5.74%
Jun 2019	6.8%	5.9%	7.4%	3.5%	5.2%	5.0%	8.2%	7.5%	4.6%		5.8%	5.2%	0.6%	5.8%		5.78%
May 2019	5.9%	4.9%	7.8%	4.3%	5.5%	4.4%	8.1%	6.9%	2.5%		5.5%	5.0%	0.5%	5.5%		5.50%
Apr 2019	6.2%	5.3%	7.6%	4.5%	5.8%	4.1%	7.8%	6.6%	3.5%		5.7%	5.2%	0.5%	5.7%		5.72%
Mar 2019	5.4%	4.3%	7.5%	4.1%	5.1%	5.5%	7.5%	7.0%	5.7%		5.6%	5.1%	0.5%	5.6%		5.58%
Feb 2019	6.2%	5.5%	7.3%	4.8%	5.4%	4.4%	8.7%	7.7%	6.1%		6.1%	5.4%	0.7%	6.1%		6.11%
Jan 2019	7.0%	4.6%	8.2%	4.9%	5.9%	5.0%		8.8%	5.8%		6.1%	5.4%	0.8%	6.1%		6.13%

