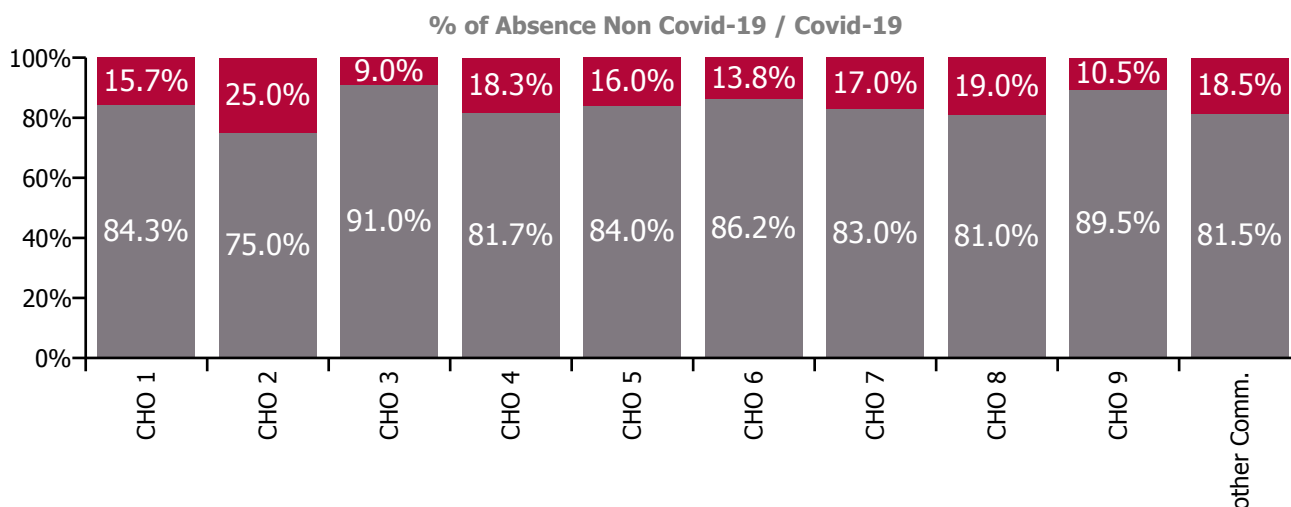
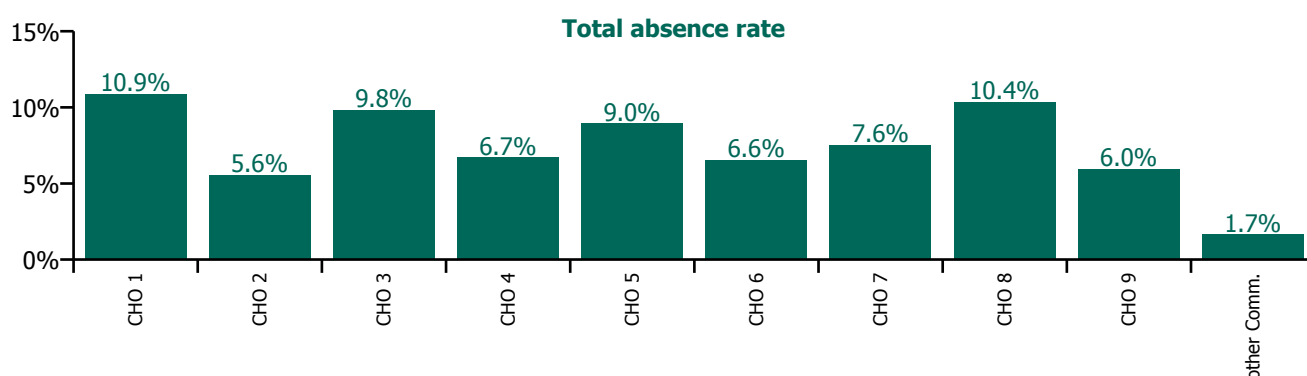


## October 2022

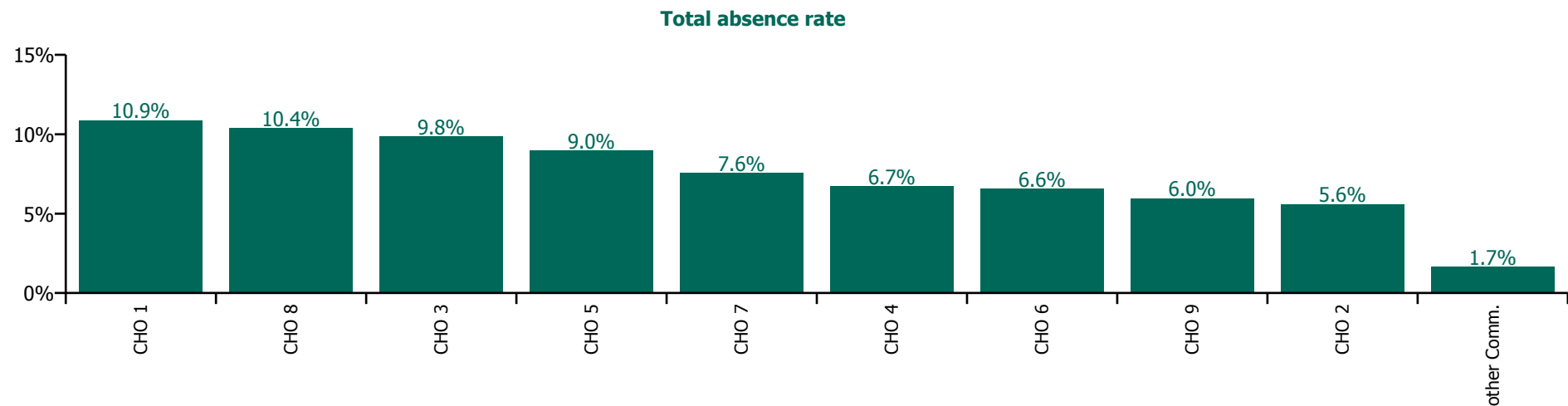
| Health Service Absence Rate - by Staff Category: Oct 2022 | Certified absence | Self-certified absence | Non Covid-19 absence | Covid-19 absence | Total absence rate | % Non Covid-19 absence | % Covid-19 absence |
|---|-------------------|------------------------|----------------------|------------------|--------------------|------------------------|--------------------|
| <b>Older People</b>                                       | <b>6.1%</b>       | <b>0.7%</b>            | <b>6.7%</b>          | <b>1.3%</b>      | <b>8.0%</b>        | <b>83.9%</b>           | <b>16.1%</b>       |
| Medical & Dental  | 1.2%              | 0.1%                   | 1.3%                 | 0.3%             | 1.7%               | 80.0%                  | 20.0%              |
| Nursing & Midwifery                                       | 5.5%              | 0.8%                   | 6.3%                 | 1.4%             | 7.7%               | 81.7%                  | 18.3%              |
| Health & Social Care Professionals                        | 3.1%              | 0.5%                   | 3.5%                 | 0.4%             | 4.0%               | 88.8%                  | 11.2%              |
| Management & Administrative                               | 2.9%              | 0.3%                   | 3.2%                 | 0.6%             | 3.8%               | 83.4%                  | 16.6%              |
| General Support   | 5.9%              | 0.5%                   | 6.5%                 | 1.0%             | 7.4%               | 87.0%                  | 13.0%              |
| Patient & Client Care                                     | 7.6%              | 0.7%                   | 8.3%                 | 1.5%             | 9.8%               | 84.7%                  | 15.3%              |

| Health Service Absence Rate - Care Group by CHO: Oct 2022 | Certified absence | Self-certified absence | Non Covid-19 absence | Covid-19 absence | Total absence rate | % Non Covid-19 absence | % Covid-19 absence |
|---|-------------------|------------------------|----------------------|------------------|--------------------|------------------------|--------------------|
| <b>Older People</b>                                       | <b>6.1%</b>       | <b>0.7%</b>            | <b>6.7%</b>          | <b>1.3%</b>      | <b>8.0%</b>        | <b>83.9%</b>           | <b>16.1%</b>       |
| CHO 1   | 8.6%              | 0.6%                   | 9.2%                 | 1.7%             | 10.9%              | 84.3%                  | 15.7%              |
| CHO 2   | 4.0%              | 0.2%                   | 4.2%                 | 1.4%             | 5.6%               | 75.0%                  | 25.0%              |
| CHO 3   | 8.1%              | 0.8%                   | 9.0%                 | 0.9%             | 9.8%               | 91.0%                  | 9.0%               |
| CHO 4   | 5.0%              | 0.5%                   | 5.5%                 | 1.2%             | 6.7%               | 81.7%                  | 18.3%              |
| CHO 5   | 6.9%              | 0.7%                   | 7.5%                 | 1.4%             | 9.0%               | 84.0%                  | 16.0%              |
| CHO 6   | 5.0%              | 0.6%                   | 5.7%                 | 0.9%             | 6.6%               | 86.2%                  | 13.8%              |
| CHO 7   | 5.2%              | 1.0%                   | 6.3%                 | 1.3%             | 7.6%               | 83.0%                  | 17.0%              |
| CHO 8   | 7.8%              | 0.6%                   | 8.4%                 | 2.0%             | 10.4%              | 81.0%                  | 19.0%              |
| CHO 9   | 4.1%              | 1.2%                   | 5.3%                 | 0.6%             | 6.0%               | 89.5%                  | 10.5%              |
| Other Community Services                                  | 1.0%              | 0.3%                   | 1.3%                 | 0.3%             | 1.7%               | 81.5%                  | 18.5%              |

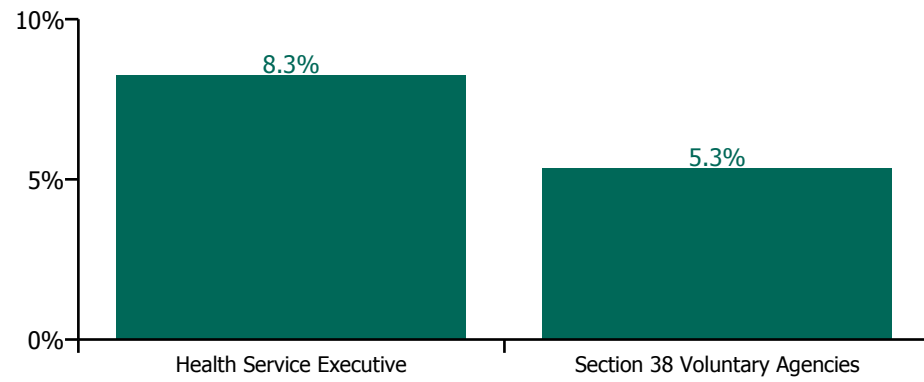


## October 2022

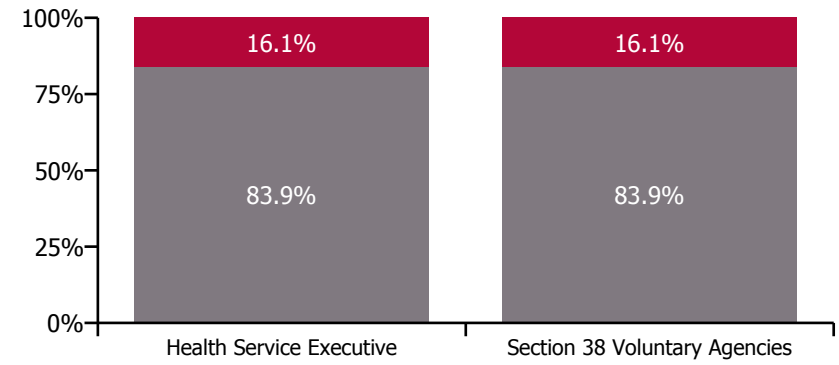
| Health Service Absence Rate - by Hospital Group & Staff Category: Oct 2022 | Medical & Dental | Nursing & Midwifery | Health & Social Care Professionals | Management & Administrative | General Support | Patient & Client Care | Certified absence | Self-certified absence | Non Covid-19 absence | Covid-19 absence | Total absence rate |
|--|------------------|---------------------|------------------------------------|-----------------------------|-----------------|-----------------------|-------------------|------------------------|----------------------|------------------|--------------------|
| <b>Older People</b>  | <b>1.7%</b>      | <b>7.7%</b>         | <b>4.0%</b>                        | <b>3.8%</b>                 | <b>7.4%</b>     | <b>9.8%</b>           | <b>6.1%</b>       | <b>0.7%</b>            | <b>6.7%</b>          | <b>1.3%</b>      | <b>8.0%</b>        |
| CHO 1  | 0.0%             | 9.7%                | 9.9%                               | 5.0%                        | 9.5%            | 13.3%                 | 8.6%              | 0.6%                   | 9.2%                 | 1.7%             | 10.9%              |
| CHO 2  | 0.0%             | 5.0%                | 3.3%                               | 6.0%                        | 2.0%            | 6.6%                  | 4.0%              | 0.2%                   | 4.2%                 | 1.4%             | 5.6%               |
| CHO 3  | 9.0%             | 10.1%               | 7.1%                               | 5.6%                        | 9.8%            | 11.0%                 | 8.1%              | 0.8%                   | 9.0%                 | 0.9%             | 9.8%               |
| CHO 4  | 0.0%             | 5.4%                | 2.6%                               | 2.6%                        | 8.2%            | 8.6%                  | 5.0%              | 0.5%                   | 5.5%                 | 1.2%             | 6.7%               |
| CHO 5  | 0.0%             | 10.6%               | 0.9%                               | 2.1%                        | 5.8%            | 10.1%                 | 6.9%              | 0.7%                   | 7.5%                 | 1.4%             | 9.0%               |
| CHO 6  | 0.0%             | 6.5%                | 1.9%                               | 3.7%                        | 8.1%            | 7.6%                  | 5.0%              | 0.6%                   | 5.7%                 | 0.9%             | 6.6%               |
| CHO 7  | 0.0%             | 7.7%                | 3.3%                               | 5.1%                        | 6.4%            | 8.5%                  | 5.2%              | 1.0%                   | 6.3%                 | 1.3%             | 7.6%               |
| CHO 8  | 0.0%             | 9.5%                | 4.2%                               | 4.2%                        | 9.1%            | 12.6%                 | 7.8%              | 0.6%                   | 8.4%                 | 2.0%             | 10.4%              |
| CHO 9  | 2.8%             | 5.4%                | 4.0%                               | 2.4%                        | 6.7%            | 8.2%                  | 4.1%              | 1.2%                   | 5.3%                 | 0.6%             | 6.0%               |
| Other Community Services   |                  | 0.0%                |                                    | 1.7%                        |                 | 0.0%                  | 1.0%              | 0.3%                   | 1.3%                 | 0.3%             | 1.7%               |



**Total absence rate**



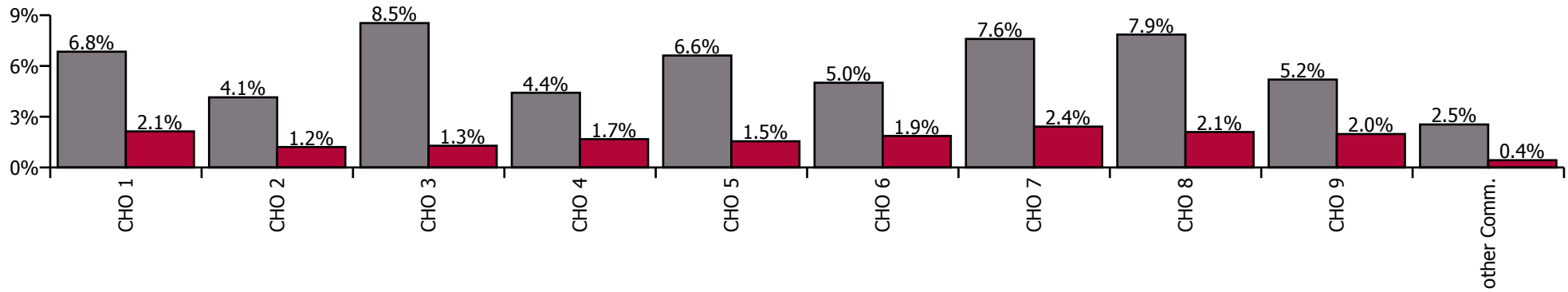
**Non Covid-19 & Covid-19 Absence**



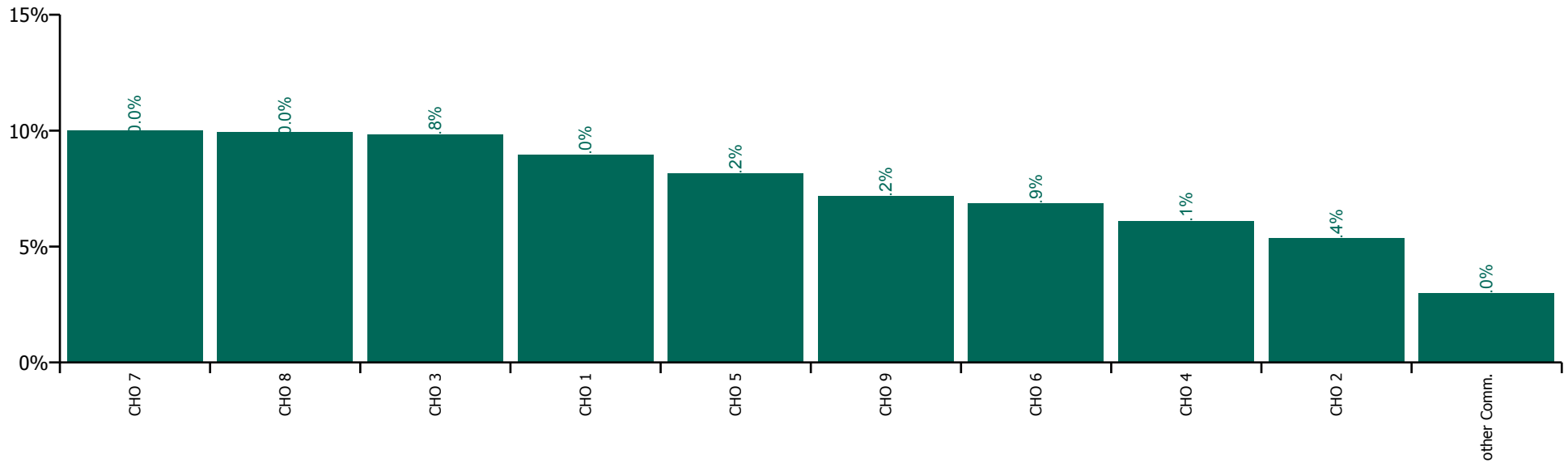
## October 2022

| Health Service Absence Rate by Hospital: Oct 2022 | Medical & Dental | Nursing & Midwifery | Health & Social Care Professionals | Management & Administrative | General Support | Patient & Client Care | Certified absence | Self-certified absence | Non Covid-19 absence | Covid-19 absence | Total absence rate |
|---|------------------|---------------------|------------------------------------|-----------------------------|-----------------|-----------------------|-------------------|------------------------|----------------------|------------------|--------------------|
| <b>Older People</b>                               | <b>1.3%</b>      | <b>7.7%</b>         | <b>4.1%</b>                        | <b>4.7%</b>                 | <b>8.0%</b>     | <b>9.0%</b>           | <b>5.5%</b>       | <b>0.5%</b>            | <b>6.0%</b>          | <b>1.8%</b>      | <b>7.8%</b>        |
| Health Service Executive                          | 0.5%             | 8.4%                | 5.1%                               | 5.8%                        | 9.7%            | 10.1%                 | 6.4%              | 0.4%                   | 6.8%                 | 2.1%             | 9.0%               |
| <b>CHO 1</b>                                      | <b>0.5%</b>      | <b>8.4%</b>         | <b>5.1%</b>                        | <b>5.8%</b>                 | <b>9.7%</b>     | <b>10.1%</b>          | <b>6.4%</b>       | <b>0.4%</b>            | <b>6.8%</b>          | <b>2.1%</b>      | <b>9.0%</b>        |
| Health Service Executive                          | 0.5%             | 5.7%                | 2.3%                               | 2.9%                        | 4.2%            | 5.8%                  | 3.9%              | 0.2%                   | 4.1%                 | 1.2%             | 5.4%               |
| <b>CHO 2</b>                                      | <b>0.5%</b>      | <b>5.7%</b>         | <b>2.3%</b>                        | <b>2.9%</b>                 | <b>4.2%</b>     | <b>5.8%</b>           | <b>3.9%</b>       | <b>0.2%</b>            | <b>4.1%</b>          | <b>1.2%</b>      | <b>5.4%</b>        |
| Health Service Executive                          | 2.3%             | 10.2%               | 6.5%                               | 5.5%                        | 10.9%           | 10.8%                 | 7.9%              | 0.6%                   | 8.5%                 | 1.3%             | 9.8%               |
| <b>CHO 3</b>                                      | <b>2.3%</b>      | <b>10.2%</b>        | <b>6.5%</b>                        | <b>5.5%</b>                 | <b>10.9%</b>    | <b>10.8%</b>          | <b>7.9%</b>       | <b>0.6%</b>            | <b>8.5%</b>          | <b>1.3%</b>      | <b>9.8%</b>        |
| Health Service Executive                          | 0.3%             | 6.0%                | 2.3%                               | 3.0%                        | 5.7%            | 7.1%                  | 4.0%              | 0.4%                   | 4.4%                 | 1.7%             | 6.1%               |
| <b>CHO 4</b>                                      | <b>0.3%</b>      | <b>6.0%</b>         | <b>2.3%</b>                        | <b>3.0%</b>                 | <b>5.7%</b>     | <b>7.1%</b>           | <b>4.0%</b>       | <b>0.4%</b>            | <b>4.4%</b>          | <b>1.7%</b>      | <b>6.1%</b>        |
| Health Service Executive                          | 0.5%             | 8.5%                | 3.3%                               | 6.2%                        | 8.0%            | 8.9%                  | 6.0%              | 0.6%                   | 6.6%                 | 1.5%             | 8.2%               |
| <b>CHO 5</b>                                      | <b>0.5%</b>      | <b>8.5%</b>         | <b>3.3%</b>                        | <b>6.2%</b>                 | <b>8.0%</b>     | <b>8.9%</b>           | <b>6.0%</b>       | <b>0.6%</b>            | <b>6.6%</b>          | <b>1.5%</b>      | <b>8.2%</b>        |
| Health Service Executive                          | 1.4%             | 7.3%                | 2.2%                               | 6.4%                        | 8.0%            | 10.2%                 | 5.3%              | 0.6%                   | 5.9%                 | 2.4%             | 8.3%               |
| Section 38 Voluntary Agencies                     | 2.7%             | 6.3%                | 4.1%                               | 4.7%                        | 6.1%            | 6.8%                  | 4.0%              | 0.5%                   | 4.5%                 | 1.6%             | 6.1%               |
| <b>CHO 6</b>                                      | <b>2.5%</b>      | <b>6.7%</b>         | <b>3.9%</b>                        | <b>5.2%</b>                 | <b>6.7%</b>     | <b>8.0%</b>           | <b>4.5%</b>       | <b>0.6%</b>            | <b>5.0%</b>          | <b>1.9%</b>      | <b>6.9%</b>        |
| Health Service Executive                          | 1.2%             | 8.8%                | 4.2%                               | 6.9%                        | 11.3%           | 11.7%                 | 6.8%              | 0.8%                   | 7.6%                 | 2.4%             | 10.0%              |
| <b>CHO 7</b>                                      | <b>1.2%</b>      | <b>8.8%</b>         | <b>4.2%</b>                        | <b>6.9%</b>                 | <b>11.3%</b>    | <b>11.7%</b>          | <b>6.8%</b>       | <b>0.8%</b>            | <b>7.6%</b>          | <b>2.4%</b>      | <b>10.0%</b>       |
| Health Service Executive                          | 0.2%             | 8.9%                | 5.2%                               | 6.0%                        | 7.4%            | 11.7%                 | 7.3%              | 0.6%                   | 7.9%                 | 2.1%             | 10.0%              |
| <b>CHO 8</b>                                      | <b>0.2%</b>      | <b>8.9%</b>         | <b>5.2%</b>                        | <b>6.0%</b>                 | <b>7.4%</b>     | <b>11.7%</b>          | <b>7.3%</b>       | <b>0.6%</b>            | <b>7.9%</b>          | <b>2.1%</b>      | <b>10.0%</b>       |
| Health Service Executive                          | 3.4%             | 8.4%                | 3.9%                               | 4.5%                        | 8.3%            | 8.7%                  | 4.6%              | 0.8%                   | 5.5%                 | 2.1%             | 7.6%               |
| Section 38 Voluntary Agencies                     | 3.7%             | 5.1%                | 5.9%                               | 3.6%                        | 6.2%            | 8.1%                  | 3.9%              | 0.6%                   | 4.6%                 | 1.6%             | 6.2%               |
| <b>CHO 9</b>                                      | <b>3.5%</b>      | <b>7.4%</b>         | <b>4.7%</b>                        | <b>4.3%</b>                 | <b>7.5%</b>     | <b>8.5%</b>           | <b>4.4%</b>       | <b>0.8%</b>            | <b>5.2%</b>          | <b>2.0%</b>      | <b>7.2%</b>        |
| <b>Other Community Services</b>                   |                  | <b>0.0%</b>         | <b>0.4%</b>                        | <b>3.0%</b>                 |                 | <b>1.4%</b>           | <b>2.3%</b>       | <b>0.2%</b>            | <b>2.5%</b>          | <b>0.4%</b>      | <b>3.0%</b>        |

Non Covid-19 / Covid-19 absence rates



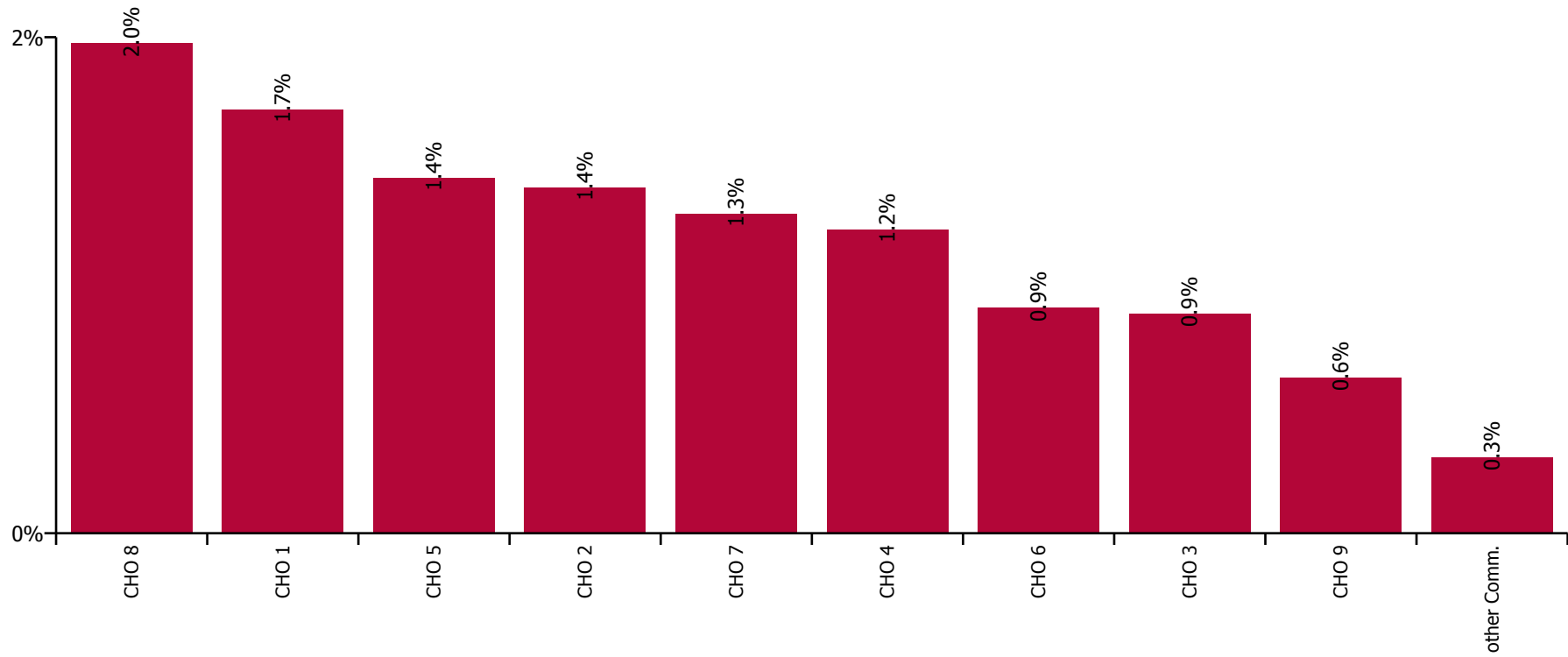
Total absence rate



## October 2022

| Health Service Covid-19 Absence Rate - by Staff Category & Hospital: Oct 2022 | Medical & Dental | Nursing & Midwifery | Health & Social Care Professionals | Management & Administrative | General Support | Patient & Client Care | Covid-19 absence | Non Covid-19 absence | Total absence rate |
|---|------------------|---------------------|------------------------------------|-----------------------------|-----------------|-----------------------|------------------|----------------------|--------------------|
| <b>Older People</b>   | <b>0.3%</b>      | <b>1.4%</b>         | <b>0.4%</b>                        | <b>3.8%</b>                 | <b>1.0%</b>     | <b>1.5%</b>           | <b>1.3%</b>      | <b>6.7%</b>          | <b>8.0%</b>        |
| Health Service Executive  | 0.0%             | 1.5%                | 0.0%                               | 5.0%                        | 1.6%            | 2.0%                  | 1.7%             | 9.2%                 | 10.9%              |
| <b>CHO 1</b>  | <b>0.0%</b>      | <b>1.5%</b>         | <b>0.0%</b>                        | <b>5.0%</b>                 | <b>1.6%</b>     | <b>2.0%</b>           | <b>1.7%</b>      | <b>9.2%</b>          | <b>10.9%</b>       |
| Health Service Executive  | 0.0%             | 2.2%                | 0.0%                               | 6.0%                        | 0.2%            | 1.1%                  | 1.4%             | 4.2%                 | 5.6%               |
| <b>CHO 2</b>  | <b>0.0%</b>      | <b>2.2%</b>         | <b>0.0%</b>                        | <b>6.0%</b>                 | <b>0.2%</b>     | <b>1.1%</b>           | <b>1.4%</b>      | <b>4.2%</b>          | <b>5.6%</b>        |
| Health Service Executive  | 0.0%             | 1.1%                | 0.7%                               | 5.6%                        | 1.3%            | 0.9%                  | 0.9%             | 9.0%                 | 9.8%               |
| <b>CHO 3</b>  | <b>0.0%</b>      | <b>1.1%</b>         | <b>0.7%</b>                        | <b>5.6%</b>                 | <b>1.3%</b>     | <b>0.9%</b>           | <b>0.9%</b>      | <b>9.0%</b>          | <b>9.8%</b>        |
| Health Service Executive  | 0.0%             | 1.1%                | 1.2%                               | 2.6%                        | 1.2%            | 1.6%                  | 1.2%             | 5.5%                 | 6.7%               |
| <b>CHO 4</b>  | <b>0.0%</b>      | <b>1.1%</b>         | <b>1.2%</b>                        | <b>2.6%</b>                 | <b>1.2%</b>     | <b>1.6%</b>           | <b>1.2%</b>      | <b>5.5%</b>          | <b>6.7%</b>        |
| Health Service Executive  | 0.0%             | 2.0%                | 0.0%                               | 2.1%                        | 1.0%            | 1.4%                  | 1.4%             | 7.5%                 | 9.0%               |
| <b>CHO 5</b>  | <b>0.0%</b>      | <b>2.0%</b>         | <b>0.0%</b>                        | <b>2.1%</b>                 | <b>1.0%</b>     | <b>1.4%</b>           | <b>1.4%</b>      | <b>7.5%</b>          | <b>9.0%</b>        |
| Health Service Executive  | 0.0%             | 0.5%                | 0.0%                               | 7.0%                        | 2.3%            | 0.2%                  | 0.8%             | 7.0%                 | 7.8%               |
| Section 38 Voluntary Agencies   | 0.0%             | 0.8%                | 0.2%                               | 0.9%                        | 0.6%            | 1.9%                  | 1.0%             | 4.6%                 | 5.6%               |
| <b>CHO 6</b>  | <b>0.0%</b>      | <b>0.7%</b>         | <b>0.2%</b>                        | <b>3.7%</b>                 | <b>1.2%</b>     | <b>1.1%</b>           | <b>0.9%</b>      | <b>5.7%</b>          | <b>6.6%</b>        |
| Health Service Executive  | 0.0%             | 1.5%                | 0.0%                               | 5.1%                        | 1.1%            | 1.4%                  | 1.3%             | 6.3%                 | 7.6%               |
| <b>CHO 7</b>  | <b>0.0%</b>      | <b>1.5%</b>         | <b>0.0%</b>                        | <b>5.1%</b>                 | <b>1.1%</b>     | <b>1.4%</b>           | <b>1.3%</b>      | <b>6.3%</b>          | <b>7.6%</b>        |
| Health Service Executive  | 0.0%             | 1.9%                | 1.1%                               | 4.2%                        | 0.1%            | 2.5%                  | 2.0%             | 8.4%                 | 10.4%              |
| <b>CHO 8</b>  | <b>0.0%</b>      | <b>1.9%</b>         | <b>1.1%</b>                        | <b>4.2%</b>                 | <b>0.1%</b>     | <b>2.5%</b>           | <b>2.0%</b>      | <b>8.4%</b>          | <b>10.4%</b>       |
| Health Service Executive  | 3.0%             | 0.6%                | 1.1%                               | 1.8%                        | 0.3%            | 0.6%                  | 0.7%             | 5.7%                 | 6.4%               |
| Section 38 Voluntary Agencies   | 0.0%             | 0.7%                | 0.0%                               | 5.1%                        | 0.4%            | 0.8%                  | 0.6%             | 4.2%                 | 4.8%               |
| <b>CHO 9</b>  | <b>1.9%</b>      | <b>0.6%</b>         | <b>0.7%</b>                        | <b>2.4%</b>                 | <b>0.3%</b>     | <b>0.7%</b>           | <b>0.6%</b>      | <b>5.3%</b>          | <b>6.0%</b>        |
| <b>Other Community Services</b>   |                  | <b>0.0%</b>         |                                    | <b>1.7%</b>                 |                 | <b>0.0%</b>           | <b>0.3%</b>      | <b>1.3%</b>          | <b>1.7%</b>        |

### Covid-19 absence rate



## October 2022

| Health Service Absence Rate - by Staff Category:<br>Oct 2022 | Certified<br>absence | Self-<br>certified<br>absence | Non<br>Covid-19<br>absence | Covid-19<br>absence | Total<br>absence<br>rate | % Non<br>Covid-19<br>absence | %<br>Covid-19<br>absence |
|--|----------------------|-------------------------------|----------------------------|---------------------|--------------------------|------------------------------|--------------------------|
| <b>HSE Older People CHO 1</b>                                | <b>8.6%</b>          | <b>0.6%</b>                   | <b>9.2%</b>                | <b>1.7%</b>         | <b>10.9%</b>             | <b>84.3%</b>                 | <b>15.7%</b>             |
| Medical & Dental   | 0.0%                 | 0.0%                          | 0.0%                       | 0.0%                | 0.0%                     |                              |                          |
| Nursing & Midwifery  | 7.6%                 | 0.7%                          | 8.3%                       | 1.5%                | 9.7%                     | 85.0%                        | 15.0%                    |
| Health & Social Care Professionals                           | 8.9%                 | 1.1%                          | 9.9%                       | 0.0%                | 9.9%                     | 100.0%                       | 0.0%                     |
| Management & Administrative                                  | 2.9%                 | 0.4%                          | 3.3%                       | 1.7%                | 5.0%                     | 65.9%                        | 34.1%                    |
| General Support  | 7.9%                 | 0.1%                          | 8.0%                       | 1.6%                | 9.5%                     | 83.7%                        | 16.3%                    |
| Patient & Client Care  | 10.5%                | 0.7%                          | 11.2%                      | 2.0%                | 13.3%                    | 84.6%                        | 15.4%                    |

## October 2022

| Health Service Absence Rate - by Staff Category:<br>Oct 2022 | Certified<br>absence | Self-<br>certified<br>absence | Non<br>Covid-19<br>absence | Covid-19<br>absence | Total<br>absence<br>rate | % Non<br>Covid-19<br>absence | %<br>Covid-19<br>absence |
|--|----------------------|-------------------------------|----------------------------|---------------------|--------------------------|------------------------------|--------------------------|
| <b>HSE Older People CHO 2</b>                                | <b>4.0%</b>          | <b>0.2%</b>                   | <b>4.2%</b>                | <b>1.4%</b>         | <b>5.6%</b>              | <b>75.0%</b>                 | <b>25.0%</b>             |
| Medical & Dental   | 0.0%                 | 0.0%                          | 0.0%                       | 0.0%                | 0.0%                     |                              |                          |
| Nursing & Midwifery  | 2.4%                 | 0.3%                          | 2.7%                       | 2.2%                | 5.0%                     | 55.3%                        | 44.7%                    |
| Health & Social Care Professionals                           | 3.2%                 | 0.1%                          | 3.3%                       | 0.0%                | 3.3%                     | 100.0%                       | 0.0%                     |
| Management & Administrative                                  | 4.4%                 | 0.0%                          | 4.4%                       | 1.5%                | 6.0%                     | 74.2%                        | 25.8%                    |
| General Support  | 1.7%                 | 0.2%                          | 1.9%                       | 0.2%                | 2.0%                     | 92.2%                        | 7.8%                     |
| Patient & Client Care  | 5.3%                 | 0.2%                          | 5.5%                       | 1.1%                | 6.6%                     | 83.3%                        | 16.7%                    |

## October 2022

| Health Service Absence Rate - by Staff Category:<br>Oct 2022 | Certified<br>absence | Self-<br>certified<br>absence | Non<br>Covid-19<br>absence | Covid-19<br>absence | Total<br>absence<br>rate | % Non<br>Covid-19<br>absence | %<br>Covid-19<br>absence |
|--|----------------------|-------------------------------|----------------------------|---------------------|--------------------------|------------------------------|--------------------------|
| <b>HSE Older People CHO 3</b>                                | <b>8.1%</b>          | <b>0.8%</b>                   | <b>9.0%</b>                | <b>0.9%</b>         | <b>9.8%</b>              | <b>91.0%</b>                 | <b>9.0%</b>              |
| Medical & Dental   | 9.0%                 | 0.0%                          | 9.0%                       | 0.0%                | 9.0%                     | 100.0%                       | 0.0%                     |
| Nursing & Midwifery  | 8.1%                 | 1.0%                          | 9.0%                       | 1.1%                | 10.1%                    | 89.3%                        | 10.7%                    |
| Health & Social Care Professionals                           | 5.9%                 | 0.6%                          | 6.4%                       | 0.7%                | 7.1%                     | 90.4%                        | 9.6%                     |
| Management & Administrative                                  | 4.8%                 | 0.7%                          | 5.5%                       | 0.1%                | 5.6%                     | 99.0%                        | 1.0%                     |
| General Support  | 8.3%                 | 0.2%                          | 8.5%                       | 1.3%                | 9.8%                     | 86.8%                        | 13.2%                    |
| Patient & Client Care  | 9.2%                 | 0.9%                          | 10.1%                      | 0.9%                | 11.0%                    | 92.1%                        | 7.9%                     |

## October 2022

| Health Service Absence Rate - by Staff Category:<br>Oct 2022 | Certified<br>absence | Self-<br>certified<br>absence | Non<br>Covid-19<br>absence | Covid-19<br>absence | Total<br>absence<br>rate | % Non<br>Covid-19<br>absence | %<br>Covid-19<br>absence |
|--|----------------------|-------------------------------|----------------------------|---------------------|--------------------------|------------------------------|--------------------------|
| <b>HSE Older People CHO 4</b>                                | <b>5.0%</b>          | <b>0.5%</b>                   | <b>5.5%</b>                | <b>1.2%</b>         | <b>6.7%</b>              | <b>81.7%</b>                 | <b>18.3%</b>             |
| Medical & Dental   | 0.0%                 | 0.0%                          | 0.0%                       | 0.0%                | 0.0%                     |                              |                          |
| Nursing & Midwifery  | 3.6%                 | 0.7%                          | 4.3%                       | 1.1%                | 5.4%                     | 79.8%                        | 20.2%                    |
| Health & Social Care Professionals                           | 1.0%                 | 0.4%                          | 1.4%                       | 1.2%                | 2.6%                     | 54.8%                        | 45.2%                    |
| Management & Administrative                                  | 2.5%                 | 0.1%                          | 2.6%                       | 0.0%                | 2.6%                     | 100.0%                       | 0.0%                     |
| General Support  | 6.9%                 | 0.1%                          | 7.0%                       | 1.2%                | 8.2%                     | 85.6%                        | 14.4%                    |
| Patient & Client Care  | 6.5%                 | 0.5%                          | 7.0%                       | 1.6%                | 8.6%                     | 81.5%                        | 18.5%                    |



## October 2022

| Health Service Absence Rate - by Staff Category:<br>Oct 2022 | Certified<br>absence | Self-<br>certified<br>absence | Non<br>Covid-19<br>absence | Covid-19<br>absence | Total<br>absence<br>rate | % Non<br>Covid-19<br>absence | %<br>Covid-19<br>absence |
|--|----------------------|-------------------------------|----------------------------|---------------------|--------------------------|------------------------------|--------------------------|
| <b>HSE Older People CHO 5</b>                                | <b>6.9%</b>          | <b>0.7%</b>                   | <b>7.5%</b>                | <b>1.4%</b>         | <b>9.0%</b>              | <b>84.0%</b>                 | <b>16.0%</b>             |
| Medical & Dental   | 0.0%                 | 0.0%                          | 0.0%                       | 0.0%                | 0.0%                     |                              |                          |
| Nursing & Midwifery  | 7.8%                 | 0.8%                          | 8.6%                       | 2.0%                | 10.6%                    | 80.8%                        | 19.2%                    |
| Health & Social Care Professionals                           | 0.7%                 | 0.1%                          | 0.9%                       | 0.0%                | 0.9%                     | 100.0%                       | 0.0%                     |
| Management & Administrative                                  | 1.9%                 | 0.1%                          | 2.1%                       | 0.0%                | 2.1%                     | 100.0%                       | 0.0%                     |
| General Support  | 4.1%                 | 0.7%                          | 4.7%                       | 1.0%                | 5.8%                     | 82.2%                        | 17.8%                    |
| Patient & Client Care  | 8.0%                 | 0.7%                          | 8.8%                       | 1.4%                | 10.1%                    | 86.4%                        | 13.6%                    |

## October 2022

| Health Service Absence Rate - by Staff Category:<br>Oct 2022 | Certified<br>absence | Self-<br>certified<br>absence | Non<br>Covid-19<br>absence | Covid-19<br>absence | Total<br>absence<br>rate | % Non<br>Covid-19<br>absence | %<br>Covid-19<br>absence |
|--|----------------------|-------------------------------|----------------------------|---------------------|--------------------------|------------------------------|--------------------------|
| <b>HSE Older People CHO 6</b>                                | <b>5.0%</b>          | <b>0.6%</b>                   | <b>5.7%</b>                | <b>0.9%</b>         | <b>6.6%</b>              | <b>86.2%</b>                 | <b>13.8%</b>             |
| Medical & Dental   | 0.0%                 | 0.0%                          | 0.0%                       | 0.0%                | 0.0%                     |                              |                          |
| Nursing & Midwifery  | 5.0%                 | 0.8%                          | 5.8%                       | 0.7%                | 6.5%                     | 89.7%                        | 10.3%                    |
| Health & Social Care Professionals                           | 1.1%                 | 0.7%                          | 1.8%                       | 0.2%                | 1.9%                     | 91.7%                        | 8.3%                     |
| Management & Administrative                                  | 2.1%                 | 0.4%                          | 2.5%                       | 1.2%                | 3.7%                     | 67.2%                        | 32.8%                    |
| General Support  | 6.6%                 | 0.3%                          | 6.9%                       | 1.2%                | 8.1%                     | 85.2%                        | 14.8%                    |
| Patient & Client Care  | 5.9%                 | 0.6%                          | 6.5%                       | 1.1%                | 7.6%                     | 85.8%                        | 14.2%                    |

## October 2022

| Health Service Absence Rate - by Staff Category:<br>Oct 2022 | Certified<br>absence | Self-<br>certified<br>absence | Non<br>Covid-19<br>absence | Covid-19<br>absence | Total<br>absence<br>rate | % Non<br>Covid-19<br>absence | %<br>Covid-19<br>absence |
|--|----------------------|-------------------------------|----------------------------|---------------------|--------------------------|------------------------------|--------------------------|
| <b>HSE Older People CHO 7</b>                                | <b>5.2%</b>          | <b>1.0%</b>                   | <b>6.3%</b>                | <b>1.3%</b>         | <b>7.6%</b>              | <b>83.0%</b>                 | <b>17.0%</b>             |
| Medical & Dental   | 0.0%                 | 0.0%                          | 0.0%                       | 0.0%                | 0.0%                     |                              |                          |
| Nursing & Midwifery  | 5.0%                 | 1.2%                          | 6.2%                       | 1.5%                | 7.7%                     | 80.4%                        | 19.6%                    |
| Health & Social Care Professionals                           | 2.6%                 | 0.8%                          | 3.3%                       | 0.0%                | 3.3%                     | 100.0%                       | 0.0%                     |
| Management & Administrative                                  | 3.9%                 | 0.6%                          | 4.5%                       | 0.6%                | 5.1%                     | 88.4%                        | 11.6%                    |
| General Support  | 4.5%                 | 0.9%                          | 5.3%                       | 1.1%                | 6.4%                     | 83.4%                        | 16.6%                    |
| Patient & Client Care  | 6.1%                 | 1.0%                          | 7.2%                       | 1.4%                | 8.5%                     | 84.0%                        | 16.0%                    |

## October 2022

| Health Service Absence Rate - by Staff Category:<br>Oct 2022 | Certified<br>absence | Self-<br>certified<br>absence | Non<br>Covid-19<br>absence | Covid-19<br>absence | Total<br>absence<br>rate | % Non<br>Covid-19<br>absence | %<br>Covid-19<br>absence |
|--|----------------------|-------------------------------|----------------------------|---------------------|--------------------------|------------------------------|--------------------------|
| <b>HSE Older People CHO 8</b>                                | <b>7.8%</b>          | <b>0.6%</b>                   | <b>8.4%</b>                | <b>2.0%</b>         | <b>10.4%</b>             | <b>81.0%</b>                 | <b>19.0%</b>             |
| Medical & Dental   | 0.0%                 | 0.0%                          | 0.0%                       | 0.0%                | 0.0%                     |                              |                          |
| Nursing & Midwifery  | 6.9%                 | 0.7%                          | 7.5%                       | 1.9%                | 9.5%                     | 79.5%                        | 20.5%                    |
| Health & Social Care Professionals                           | 2.3%                 | 0.8%                          | 3.1%                       | 1.1%                | 4.2%                     | 74.4%                        | 25.6%                    |
| Management & Administrative                                  | 3.6%                 | 0.2%                          | 3.8%                       | 0.4%                | 4.2%                     | 90.3%                        | 9.7%                     |
| General Support  | 8.5%                 | 0.5%                          | 9.0%                       | 0.1%                | 9.1%                     | 98.8%                        | 1.2%                     |
| Patient & Client Care  | 9.4%                 | 0.6%                          | 10.0%                      | 2.5%                | 12.6%                    | 80.0%                        | 20.0%                    |

## October 2022

| Health Service Absence Rate - by Staff Category: Oct 2022 | Certified absence | Self-certified absence | Non Covid-19 absence | Covid-19 absence | Total absence rate | % Non Covid-19 absence | % Covid-19 absence |
|---|-------------------|------------------------|----------------------|------------------|--------------------|------------------------|--------------------|
| HSE Older People CHO 9                                    | 4.1%              | 1.2%                   | 5.3%                 | 0.6%             | 6.0%               | 89.5%                  | 10.5%              |
| Medical & Dental  | 0.3%              | 0.6%                   | 0.9%                 | 1.9%             | 2.8%               | 33.3%                  | 66.7%              |
| Nursing & Midwifery                                       | 3.5%              | 1.3%                   | 4.8%                 | 0.6%             | 5.4%               | 88.9%                  | 11.1%              |
| Health & Social Care Professionals                        | 2.9%              | 0.3%                   | 3.3%                 | 0.7%             | 4.0%               | 82.2%                  | 17.8%              |
| Management & Administrative                               | 1.3%              | 0.5%                   | 1.8%                 | 0.6%             | 2.4%               | 73.9%                  | 26.1%              |
| General Support   | 4.6%              | 1.8%                   | 6.4%                 | 0.3%             | 6.7%               | 95.1%                  | 4.9%               |
| Patient & Client Care                                     | 6.0%              | 1.5%                   | 7.5%                 | 0.7%             | 8.2%               | 91.8%                  | 8.2%               |

## October 2022

| Health Service Absence Rate - by Staff Category: Oct 2022 | Certified absence | Self-certified absence | Non Covid-19 absence | Covid-19 absence | Total absence rate | % Non Covid-19 absence | % Covid-19 absence |
|---|-------------------|------------------------|----------------------|------------------|--------------------|------------------------|--------------------|
| HSE Older People Other Community Services                 | 1.0%              | 0.3%                   | 1.3%                 | 0.3%             | 1.7%               | 81.5%                  | 18.5%              |
| Medical & Dental  |                   |                        |                      |                  |                    |                        |                    |
| Nursing & Midwifery                                       | 0.0%              | 0.0%                   | 0.0%                 | 0.0%             | 0.0%               |                        | #DIV/0!            |
| Health & Social Care Professionals                        |                   |                        |                      |                  |                    |                        |                    |
| Management & Administrative                               | 1.1%              | 0.3%                   | 1.4%                 | 0.3%             | 1.7%               | 81.5%                  | 18.5%              |
| General Support   |                   |                        |                      |                  |                    |                        |                    |
| Patient & Client Care                                     | 0.0%              | 0.0%                   | 0.0%                 | 0.0%             | 0.0%               |                        | #DIV/0!            |

## October 2022

| Incorporated Orthopaedic Hospital absence by Staff Category | Certified absence | Self-certified absence | Non Covid-19 absence | Covid-19 absence | Total absence rate | % Non Covid-19 absence | % Covid-19 absence |
|---|-------------------|------------------------|----------------------|------------------|--------------------|------------------------|--------------------|
| <b>Incorporated Orthopaedic Hospital (CHO 9)</b>            | <b>2.8%</b>       | <b>1.4%</b>            | <b>4.2%</b>          | <b>0.6%</b>      | <b>4.8%</b>        | <b>88.4%</b>           | <b>11.6%</b>       |
| Medical & Dental  | 0.0%              | 0.0%                   | 0.0%                 | 0.0%             | 0.0%               |                        |                    |
| Nursing & Midwifery   | 1.0%              | 1.1%                   | 2.1%                 | 0.7%             | 2.8%               | 75.9%                  | 24.1%              |
| Health & Social Care Professionals                          | 0.4%              | 0.7%                   | 1.2%                 | 0.0%             | 1.2%               | 100.0%                 | 0.0%               |
| Management & Administrative                                 | 3.4%              | 1.0%                   | 4.4%                 | 0.7%             | 5.1%               | 85.9%                  | 14.1%              |
| General Support   | 2.6%              | 2.3%                   | 4.8%                 | 0.4%             | 5.3%               | 92.1%                  | 7.9%               |
| Patient & Client Care                                       | 6.9%              | 2.1%                   | 8.9%                 | 0.8%             | 9.7%               | 91.9%                  | 8.1%               |

## October 2022

| Leopardstown Park Hospital absence by Staff Category | Certified absence | Self-certified absence | Non Covid-19 absence | Covid-19 absence | Total absence rate | % Non Covid-19 absence | % Covid-19 absence |
|--|-------------------|------------------------|----------------------|------------------|--------------------|------------------------|--------------------|
| <b>Leopardstown Park Hospital (CHO 6)</b>            | <b>5.1%</b>       | <b>0.6%</b>            | <b>5.7%</b>          | <b>2.4%</b>      | <b>8.1%</b>        | <b>70.2%</b>           | <b>29.8%</b>       |
| Medical & Dental                                     |                   |                        |                      |                  |                    |                        |                    |
| Nursing & Midwifery                                  | 4.3%              | 0.6%                   | 4.9%                 | 2.2%             | 7.1%               | 68.9%                  | 31.1%              |
| Health & Social Care Professionals                   | 0.0%              | 0.0%                   | 0.0%                 | 0.8%             | 0.8%               | 0.0%                   | 100.0%             |
| Management & Administrative                          | 0.0%              | 0.0%                   | 0.0%                 | 0.0%             | 0.0%               |                        | #DIV/0             |
| General Support                                      | 8.2%              | 0.6%                   | 8.8%                 | 1.2%             | 10.0%              | 88.0%                  | 12.0%              |
| Patient & Client Care                                | 6.3%              | 0.8%                   | 7.1%                 | 4.0%             | 11.1%              | 63.7%                  | 36.3%              |

## October 2022

| Royal Hospital, Donnybrook, Dublin absence by Staff Category | Certified absence | Self-certified absence | Non Covid-19 absence | Covid-19 absence | Total absence rate | % Non Covid-19 absence | % Covid-19 absence |
|--|-------------------|------------------------|----------------------|------------------|--------------------|------------------------|--------------------|
| <b>Royal Hospital, Donnybrook, Dublin (CHO 6)</b>            | <b>3.4%</b>       | <b>0.4%</b>            | <b>3.8%</b>          | <b>0.0%</b>      | <b>3.8%</b>        | <b>100.0%</b>          | <b>0.0%</b>        |
| Medical & Dental   | 0.0%              | 0.0%                   | 0.0%                 | 0.0%             | 0.0%               |                        |                    |
| Nursing & Midwifery  | 3.5%              | 0.2%                   | 3.7%                 | 0.0%             | 3.7%               | 100.0%                 | 0.0%               |
| Health & Social Care Professionals                           | 1.6%              | 0.9%                   | 2.5%                 | 0.0%             | 2.5%               | 100.0%                 | 0.0%               |
| Management & Administrative                                  | 1.4%              | 0.6%                   | 2.0%                 | 0.0%             | 2.0%               | 100.0%                 | 0.0%               |
| General Support  | 3.5%              | 0.0%                   | 3.5%                 | 0.0%             | 3.5%               | 100.0%                 | 0.0%               |
| Patient & Client Care  | 4.6%              | 0.6%                   | 5.2%                 | 0.0%             | 5.2%               | 100.0%                 | 0.0%               |

## Older People

| Year/ month | Medical & Dental | Nursing & Midwifery | Health & Social Care Professionals | Management & Administrative | General Support | Patient & Client Care | Certified absence | Self-certified absence | Non Covid-19 absence | Covid-19 absence | Total absence rate |
|-------------|------------------|---------------------|------------------------------------|-----------------------------|-----------------|-----------------------|-------------------|------------------------|----------------------|------------------|--------------------|
| <b>2022</b> | <b>1.5%</b>      | <b>9.2%</b>         | <b>5.8%</b>                        | <b>5.5%</b>                 | <b>9.2%</b>     | <b>10.5%</b>          | <b>5.8%</b>       | <b>0.6%</b>            | <b>6.4%</b>          | <b>2.9%</b>      | <b>9.2%</b>        |
| Oct 2022    | 1.7%             | 7.7%                | 4.0%                               | 3.8%                        | 7.4%            | 9.8%                  | 6.1%              | 0.7%                   | 6.7%                 | 1.3%             | 8.0%               |
| Sep 2022    | 1.0%             | 7.3%                | 3.3%                               | 4.1%                        | 7.3%            | 9.0%                  | 5.7%              | 0.7%                   | 6.4%                 | 1.2%             | 7.5%               |
| Aug 2022    | 1.7%             | 7.1%                | 4.4%                               | 4.5%                        | 7.8%            | 9.5%                  | 5.9%              | 0.6%                   | 6.5%                 | 1.3%             | 7.8%               |
| Jul 2022    | 1.8%             | 8.7%                | 4.9%                               | 5.9%                        | 7.9%            | 10.7%                 | 6.1%              | 0.6%                   | 6.7%                 | 2.3%             | 9.0%               |
| Jun 2022    | 2.6%             | 8.4%                | 5.6%                               | 5.0%                        | 9.4%            | 9.9%                  | 5.8%              | 0.6%                   | 6.5%                 | 2.2%             | 8.6%               |
| May 2022    | 1.8%             | 7.3%                | 5.7%                               | 4.0%                        | 8.1%            | 8.7%                  | 5.4%              | 0.5%                   | 5.9%                 | 1.6%             | 7.5%               |
| Apr 2022    | 0.5%             | 10.1%               | 5.7%                               | 6.4%                        | 10.4%           | 10.9%                 | 5.9%              | 0.5%                   | 6.4%                 | 3.5%             | 9.9%               |
| Mar 2022    | 1.0%             | 12.0%               | 8.5%                               | 7.9%                        | 11.5%           | 11.9%                 | 5.7%              | 0.5%                   | 6.2%                 | 5.1%             | 11.3%              |
| Feb 2022    | 1.6%             | 10.7%               | 7.2%                               | 6.0%                        | 9.8%            | 10.7%                 | 5.8%              | 0.5%                   | 6.3%                 | 3.7%             | 9.9%               |
| Jan 2022    | 1.2%             | 12.4%               | 7.6%                               | 7.2%                        | 12.3%           | 14.1%                 | 5.4%              | 0.5%                   | 5.9%                 | 6.5%             | 12.4%              |
| <b>2021</b> | <b>1.2%</b>      | <b>8.4%</b>         | <b>4.0%</b>                        | <b>4.6%</b>                 | <b>8.1%</b>     | <b>9.6%</b>           | <b>5.4%</b>       | <b>0.5%</b>            | <b>5.9%</b>          | <b>2.4%</b>      | <b>8.4%</b>        |
| Dec 2021    | 0.8%             | 9.5%                | 5.4%                               | 6.1%                        | 10.5%           | 10.6%                 | 5.6%              | 0.6%                   | 6.1%                 | 3.4%             | 9.5%               |
| Nov 2021    | 1.6%             | 9.0%                | 5.6%                               | 5.4%                        | 9.3%            | 10.6%                 | 5.6%              | 0.8%                   | 6.4%                 | 2.8%             | 9.2%               |
| Oct 2021    | 0.6%             | 8.0%                | 4.1%                               | 5.1%                        | 8.1%            | 9.6%                  | 5.7%              | 0.6%                   | 6.3%                 | 1.9%             | 8.2%               |
| Sep 2021    | 1.1%             | 7.9%                | 3.7%                               | 3.8%                        | 7.9%            | 8.9%                  | 5.7%              | 0.5%                   | 6.2%                 | 1.6%             | 7.8%               |
| Aug 2021    | 0.6%             | 7.7%                | 3.1%                               | 4.1%                        | 8.0%            | 8.9%                  | 5.8%              | 0.5%                   | 6.3%                 | 1.4%             | 7.7%               |
| Jul 2021    | 0.6%             | 7.0%                | 1.7%                               | 3.8%                        | 7.9%            | 8.8%                  | 5.6%              | 0.5%                   | 6.1%                 | 1.2%             | 7.3%               |
| Jun 2021    | 0.5%             | 7.1%                | 2.2%                               | 4.1%                        | 7.3%            | 7.9%                  | 5.3%              | 0.5%                   | 5.8%                 | 1.2%             | 7.0%               |
| May 2021    | 0.2%             | 6.2%                | 3.0%                               | 4.0%                        | 6.6%            | 7.2%                  | 4.8%              | 0.4%                   | 5.2%                 | 1.1%             | 6.3%               |
| Apr 2021    |                  | 6.8%                | 4.1%                               | 4.2%                        | 6.1%            | 8.1%                  | 5.1%              | 0.4%                   | 5.5%                 | 1.4%             | 6.9%               |
| Mar 2021    | 0.7%             | 7.4%                | 4.1%                               | 4.1%                        | 5.8%            | 8.1%                  | 5.0%              | 0.4%                   | 5.4%                 | 1.6%             | 7.1%               |
| Feb 2021    | 3.9%             | 11.5%               | 4.7%                               | 4.4%                        | 8.4%            | 12.7%                 | 5.4%              | 0.5%                   | 5.9%                 | 4.8%             | 10.8%              |
| Jan 2021    | 4.1%             | 13.1%               | 5.3%                               | 6.2%                        | 11.1%           | 14.0%                 | 5.5%              | 0.4%                   | 5.8%                 | 6.5%             | 12.4%              |
| <b>2020</b> | <b>1.7%</b>      | <b>8.1%</b>         | <b>4.0%</b>                        | <b>5.1%</b>                 | <b>9.0%</b>     | <b>9.3%</b>           | <b>5.7%</b>       | <b>0.4%</b>            | <b>6.1%</b>          | <b>2.1%</b>      | <b>8.3%</b>        |
| Dec 2020    | 2.9%             | 7.8%                | 3.5%                               | 5.1%                        | 7.9%            | 9.5%                  | 5.2%              | 0.4%                   | 5.5%                 | 2.5%             | 8.1%               |
| Nov 2020    | 1.2%             | 7.2%                | 3.6%                               | 4.9%                        | 7.2%            | 8.6%                  | 5.4%              | 0.4%                   | 5.8%                 | 1.6%             | 7.4%               |
| Oct 2020    | 0.1%             | 7.3%                | 2.9%                               | 5.3%                        | 8.4%            | 8.9%                  | 5.5%              | 0.4%                   | 5.9%                 | 1.8%             | 7.7%               |
| Sep 2020    | 0.3%             | 7.6%                | 3.9%                               | 5.4%                        | 9.0%            | 8.5%                  | 5.9%              | 0.5%                   | 6.4%                 | 1.4%             | 7.7%               |
| Aug 2020    |                  | 6.6%                | 3.1%                               | 5.3%                        | 9.0%            | 8.4%                  | 5.8%              | 0.4%                   | 6.2%                 | 1.1%             | 7.3%               |
| Jul 2020    | 0.7%             | 6.3%                | 2.2%                               | 3.8%                        | 8.0%            | 7.8%                  | 5.2%              | 0.4%                   | 5.6%                 | 1.1%             | 6.7%               |
| Jun 2020    | 2.7%             | 6.7%                | 3.0%                               | 4.5%                        | 8.3%            | 8.0%                  | 5.3%              | 0.4%                   | 5.7%                 | 1.4%             | 7.1%               |

|             |             |             |             |             |             |             |             |             |             |      |             |
|-------------|-------------|-------------|-------------|-------------|-------------|-------------|-------------|-------------|-------------|------|-------------|
| May 2020    | 3.0%        | 11.2%       | 5.3%        | 5.6%        | 11.2%       | 11.9%       | 6.1%        | 0.3%        | 6.4%        | 4.4% | 10.8%       |
| Apr 2020    | 4.1%        | 16.5%       | 6.2%        | 7.5%        | 12.9%       | 14.8%       | 6.2%        | 0.2%        | 6.5%        | 7.7% | 14.2%       |
| Mar 2020    | 4.1%        | 8.7%        | 7.0%        | 6.2%        | 9.8%        | 9.5%        | 6.0%        | 0.4%        | 6.4%        | 2.4% | 8.8%        |
| Feb 2020    | 0.6%        | 5.8%        | 3.7%        | 3.8%        | 7.5%        | 7.5%        | 5.8%        | 0.7%        | 6.4%        |      | 6.4%        |
| Jan 2020    | 0.3%        | 5.8%        | 3.2%        | 4.4%        | 8.2%        | 8.3%        | 6.1%        | 0.7%        | 6.8%        |      | 6.8%        |
| <b>2019</b> | <b>1.0%</b> | <b>5.4%</b> | <b>3.2%</b> | <b>3.8%</b> | <b>6.4%</b> | <b>7.0%</b> | <b>5.4%</b> | <b>0.6%</b> | <b>5.9%</b> |      | <b>5.9%</b> |
| Dec 2019    | 0.4%        | 5.9%        | 3.9%        | 4.2%        | 7.8%        | 8.0%        | 6.0%        | 0.7%        | 6.8%        |      | 6.8%        |
| Nov 2019    | 0.2%        | 5.7%        | 3.4%        | 4.0%        | 6.3%        | 7.0%        | 5.5%        | 0.6%        | 6.1%        |      | 6.1%        |
| Oct 2019    | 0.6%        | 5.7%        | 3.9%        | 3.4%        | 6.8%        | 7.2%        | 5.6%        | 0.6%        | 6.2%        |      | 6.2%        |
| Sep 2019    | 3.2%        | 5.2%        | 2.9%        | 3.0%        | 6.4%        | 7.0%        | 5.3%        | 0.5%        | 5.8%        |      | 5.8%        |
| Aug 2019    | 0.7%        | 5.0%        | 2.6%        | 3.8%        | 6.2%        | 7.1%        | 5.4%        | 0.5%        | 5.9%        |      | 5.9%        |
| Jul 2019    | 0.8%        | 5.2%        | 2.6%        | 3.8%        | 5.9%        | 6.8%        | 5.2%        | 0.5%        | 5.7%        |      | 5.7%        |
| Jun 2019    | 0.4%        | 5.5%        | 2.3%        | 3.5%        | 6.1%        | 6.6%        | 5.2%        | 0.6%        | 5.8%        |      | 5.8%        |
| May 2019    | 0.5%        | 5.1%        | 2.8%        | 4.4%        | 5.6%        | 6.2%        | 5.0%        | 0.5%        | 5.5%        |      | 5.5%        |
| Apr 2019    | 0.8%        | 5.1%        | 3.1%        | 3.8%        | 5.4%        | 6.8%        | 5.2%        | 0.5%        | 5.7%        |      | 5.7%        |
| Mar 2019    | 0.2%        | 4.8%        | 3.3%        | 3.5%        | 6.7%        | 6.5%        | 5.1%        | 0.5%        | 5.6%        |      | 5.6%        |
| Feb 2019    | 1.8%        | 5.5%        | 3.9%        | 4.1%        | 6.3%        | 7.0%        | 5.4%        | 0.7%        | 6.1%        |      | 6.1%        |
| Jan 2019    | 1.2%        | 5.6%        | 3.1%        | 3.9%        | 7.0%        | 7.4%        | 5.4%        | 0.8%        | 6.1%        |      | 6.1%        |

Older People

| Year/ month | CHO 1 | CHO 2 | CHO 3 | CHO 4 | CHO 5 | CHO 6 | CHO 7 | CHO 8 | CHO 9 | other Comm. | Community Services absence rate | Certified absence | Self-certified absence | Non Covid-19 absence | Covid-19 absence | Total absence rate |
|-------------|-------|-------|-------|-------|-------|-------|-------|-------|-------|-------------|---------------------------------|-------------------|------------------------|----------------------|------------------|--------------------|
| 2022        | 11.5% | 5.4%  | 10.8% | 7.7%  | 10.5% | 7.6%  | 10.0% | 12.3% | 8.0%  | 2.2%        | 9.2%                            | 5.8%              | 0.6%                   | 6.4%                 | 2.9%             | 9.2%               |
| Oct 2022    | 10.9% | 5.6%  | 9.8%  | 6.7%  | 9.0%  | 6.6%  | 7.6%  | 10.4% | 6.0%  | 1.7%        | 8.0%                            | 6.1%              | 0.7%                   | 6.7%                 | 1.3%             | 8.03%              |
| Sep 2022    | 9.8%  | 4.7%  | 8.7%  | 6.1%  | 8.3%  | 7.3%  | 8.6%  | 10.7% | 5.6%  | 1.2%        | 7.5%                            | 5.7%              | 0.7%                   | 6.4%                 | 1.2%             | 7.55%              |
| Aug 2022    | 11.6% | 5.7%  | 8.7%  | 5.8%  | 7.9%  | 6.4%  | 7.6%  | 10.4% | 6.4%  | 3.9%        | 7.8%                            | 5.9%              | 0.6%                   | 6.5%                 | 1.3%             | 7.83%              |
| Jul 2022    | 11.6% | 4.9%  | 10.9% | 7.7%  | 11.2% | 6.8%  | 9.9%  | 11.6% | 7.5%  | 4.2%        | 9.0%                            | 6.1%              | 0.6%                   | 6.7%                 | 2.3%             | 9.05%              |
| Jun 2022    | 11.5% | 4.8%  | 10.5% | 5.6%  | 10.9% | 7.4%  | 9.9%  | 11.2% | 8.4%  | 1.8%        | 8.6%                            | 5.8%              | 0.6%                   | 6.5%                 | 2.2%             | 8.64%              |
| May 2022    | 9.3%  | 3.1%  | 9.6%  | 6.5%  | 9.1%  | 5.6%  | 7.9%  | 10.6% | 6.9%  | 1.1%        | 7.5%                            | 5.4%              | 0.5%                   | 5.9%                 | 1.6%             | 7.55%              |
| Apr 2022    | 9.7%  | 4.8%  | 12.2% | 10.7% | 11.9% | 7.3%  | 11.2% | 13.5% | 8.3%  | 2.9%        | 9.9%                            | 5.9%              | 0.5%                   | 6.4%                 | 3.5%             | 9.90%              |
| Mar 2022    | 13.9% | 4.8%  | 12.8% | 9.0%  | 13.1% | 11.3% | 11.6% | 15.3% | 12.2% | 2.4%        | 11.3%                           | 5.7%              | 0.5%                   | 6.2%                 | 5.1%             | 11.30%             |
| Feb 2022    | 11.7% | 6.4%  | 10.9% | 9.0%  | 10.6% | 7.9%  | 11.6% | 12.4% | 10.0% | 0.8%        | 9.9%                            | 5.8%              | 0.5%                   | 6.3%                 | 3.7%             | 9.95%              |
| Jan 2022    | 14.8% | 9.8%  | 14.0% | 10.4% | 13.1% | 9.8%  | 14.7% | 16.2% | 9.3%  | 2.9%        | 12.4%                           | 5.4%              | 0.5%                   | 5.9%                 | 6.5%             | 12.38%             |
| 2021        | 9.8%  | 5.8%  | 10.1% | 7.4%  | 9.2%  | 7.7%  | 9.4%  | 9.9%  | 7.1%  | 2.2%        | 8.4%                            | 5.4%              | 0.5%                   | 5.9%                 | 2.4%             | 8.4%               |
| Dec 2021    | 11.4% | 6.2%  | 10.5% | 7.8%  | 11.6% | 8.3%  | 10.8% | 12.5% | 8.1%  | 2.4%        | 9.5%                            | 5.6%              | 0.6%                   | 6.1%                 | 3.4%             | 9.50%              |
| Nov 2021    | 10.4% | 5.0%  | 11.6% | 7.6%  | 10.4% | 9.4%  | 11.4% | 12.5% | 7.4%  | 1.0%        | 9.2%                            | 5.6%              | 0.8%                   | 6.4%                 | 2.8%             | 9.20%              |
| Oct 2021    | 8.4%  | 5.8%  | 11.7% | 7.1%  | 9.2%  | 6.2%  | 10.6% | 10.4% | 6.1%  | 1.8%        | 8.2%                            | 5.7%              | 0.6%                   | 6.3%                 | 1.9%             | 8.23%              |
| Sep 2021    | 8.8%  | 3.9%  | 10.4% | 6.7%  | 8.8%  | 6.7%  | 10.7% | 9.6%  | 6.9%  | 2.3%        | 7.8%                            | 5.7%              | 0.5%                   | 6.2%                 | 1.6%             | 7.77%              |
| Aug 2021    | 9.2%  | 5.4%  | 9.9%  | 6.8%  | 7.9%  | 6.2%  | 9.4%  | 8.8%  | 7.2%  | 4.4%        | 7.7%                            | 5.8%              | 0.5%                   | 6.3%                 | 1.4%             | 7.73%              |
| Jul 2021    | 8.7%  | 5.7%  | 9.6%  | 6.4%  | 7.8%  | 5.5%  | 8.4%  | 8.8%  | 6.0%  | 4.4%        | 7.3%                            | 5.6%              | 0.5%                   | 6.1%                 | 1.2%             | 7.30%              |
| Jun 2021    | 8.9%  | 3.8%  | 8.7%  | 6.6%  | 7.6%  | 6.0%  | 8.2%  | 7.7%  | 6.2%  | 2.0%        | 7.0%                            | 5.3%              | 0.5%                   | 5.8%                 | 1.2%             | 6.96%              |
| May 2021    | 7.7%  | 2.3%  | 8.1%  | 6.3%  | 7.2%  | 6.4%  | 6.9%  | 7.4%  | 4.7%  | 1.8%        | 6.3%                            | 4.8%              | 0.4%                   | 5.2%                 | 1.1%             | 6.29%              |
| Apr 2021    | 8.7%  | 4.0%  | 9.1%  | 7.1%  | 7.4%  | 6.2%  | 6.7%  | 7.9%  | 5.5%  | 2.0%        | 6.9%                            | 5.1%              | 0.4%                   | 5.5%                 | 1.4%             | 6.92%              |
| Mar 2021    | 8.3%  | 4.9%  | 9.7%  | 6.1%  | 7.6%  | 7.2%  | 7.4%  | 8.0%  | 5.6%  | 0.7%        | 7.1%                            | 5.0%              | 0.4%                   | 5.4%                 | 1.6%             | 7.06%              |
| Feb 2021    | 11.3% | 11.0% | 10.6% | 11.2% | 10.4% | 10.9% | 9.2%  | 12.0% | 10.1% | 0.8%        | 10.8%                           | 5.4%              | 0.5%                   | 5.9%                 | 4.8%             | 10.78%             |
| Jan 2021    | 16.0% | 12.5% | 11.0% | 8.7%  | 14.0% | 13.2% | 12.6% | 13.1% | 11.4% | 3.3%        | 12.4%                           | 5.5%              | 0.4%                   | 5.8%                 | 6.5%             | 12.35%             |
| 2020        | 8.9%  | 5.1%  | 10.5% | 5.7%  | 7.5%  | 8.7%  | 12.3% | 10.2% | 8.8%  | 4.5%        | 8.3%                            | 5.7%              | 0.4%                   | 6.1%                 | 2.1%             | 8.3%               |
| Dec 2020    | 9.2%  | 4.9%  | 12.2% | 4.1%  | 10.4% | 9.1%  | 10.2% | 10.3% | 7.0%  | 1.5%        | 8.1%                            | 5.2%              | 0.4%                   | 5.5%                 | 2.5%             | 8.08%              |
| Nov 2020    | 8.1%  | 0.4%  | 9.6%  | 5.4%  | 7.7%  | 6.8%  | 8.6%  | 9.6%  | 4.8%  | 0.8%        | 7.4%                            | 5.4%              | 0.4%                   | 5.8%                 | 1.6%             | 7.38%              |
| Oct 2020    | 9.7%  | 4.7%  | 10.4% | 5.5%  | 7.8%  | 7.5%  | 10.5% | 10.7% | 4.8%  | 2.0%        | 7.7%                            | 5.5%              | 0.4%                   | 5.9%                 | 1.8%             | 7.69%              |
| Sep 2020    | 9.2%  | 4.2%  | 12.8% | 5.4%  | 5.2%  | 8.0%  | 10.9% | 10.1% | 6.1%  | 2.8%        | 7.7%                            | 5.9%              | 0.5%                   | 6.4%                 | 1.4%             | 7.73%              |
| Aug 2020    | 7.8%  | 3.3%  | 10.6% | 6.1%  | 7.4%  | 7.8%  | 10.2% | 8.7%  | 6.4%  | 4.1%        | 7.3%                            | 5.8%              | 0.4%                   | 6.2%                 | 1.1%             | 7.32%              |
| Jul 2020    | 7.2%  | 3.3%  | 10.4% | 4.7%  | 6.3%  | 7.7%  | 10.2% | 8.5%  | 5.9%  | 3.5%        | 6.7%                            | 5.2%              | 0.4%                   | 5.6%                 | 1.1%             | 6.69%              |
| Jun 2020    | 7.4%  | 3.2%  | 8.7%  | 5.5%  | 6.8%  | 7.9%  | 9.9%  | 9.1%  | 7.4%  | 8.4%        | 7.1%                            | 5.3%              | 0.4%                   | 5.7%                 | 1.4%             | 7.11%              |
| May 2020    | 12.1% | 6.5%  | 9.3%  | 8.8%  | 7.5%  | 11.3% | 17.3% | 11.8% | 15.4% | 6.0%        | 10.8%                           | 6.1%              | 0.3%                   | 6.4%                 | 4.4%             | 10.85%             |
| Apr 2020    | 14.8% | 8.6%  | 11.6% | 9.9%  | 9.8%  | 16.5% | 25.2% | 14.5% | 23.1% | 4.9%        | 14.2%                           | 6.2%              | 0.2%                   | 6.5%                 | 7.7%             | 14.19%             |
| Mar 2020    | 8.1%  | 6.8%  | 11.5% | 5.0%  | 7.5%  | 9.5%  | 12.4% | 11.0% | 12.8% | 10.1%       | 8.8%                            | 6.0%              | 0.4%                   | 6.4%                 | 2.4%             | 8.85%              |
| Feb 2020    | 6.1%  | 5.3%  | 9.4%  | 4.5%  | 6.3%  | 6.3%  | 8.7%  | 8.7%  | 5.8%  | 5.2%        | 6.4%                            | 5.8%              | 0.7%                   | 6.4%                 |                  | 6.43%              |
| Jan 2020    | 6.4%  | 5.8%  | 10.2% | 4.4%  | 7.4%  | 5.8%  | 10.5% | 9.1%  | 5.9%  | 5.0%        | 6.8%                            | 6.1%              | 0.7%                   | 6.8%                 |                  | 6.84%              |
| 2019        | 6.1%  | 5.1%  | 7.8%  | 4.3%  | 5.7%  | 5.1%  | 8.2%  | 7.9%  | 5.4%  |             | 5.9%                            | 5.4%              | 0.6%                   | 5.9%                 |                  | 5.9%               |
| Dec 2019    | 6.7%  | 6.2%  | 9.5%  | 4.4%  | 6.8%  | 5.6%  | 9.0%  | 8.8%  | 6.5%  |             | 6.8%                            | 6.0%              | 0.7%                   | 6.8%                 |                  | 6.76%              |
| Nov 2019    | 5.5%  | 5.4%  | 7.8%  | 4.3%  | 6.1%  | 5.4%  | 7.4%  | 8.6%  | 5.9%  |             | 6.1%                            | 5.5%              | 0.6%                   | 6.1%                 |                  | 6.06%              |
| Oct 2019    | 5.0%  | 5.6%  | 8.3%  | 4.6%  | 6.8%  | 5.0%  | 6.9%  | 9.5%  | 6.5%  |             | 6.2%                            | 5.6%              | 0.6%                   | 6.2%                 |                  | 6.21%              |
| Sep 2019    | 6.1%  | 4.9%  | 5.4%  | 3.9%  | 5.8%  | 6.5%  | 8.3%  | 7.8%  | 5.5%  |             | 5.8%                            | 5.3%              | 0.5%                   | 5.8%                 |                  | 5.81%              |
| Aug 2019    | 6.2%  | 4.8%  | 8.7%  | 3.9%  | 5.5%  | 3.8%  | 9.5%  | 8.2%  | 5.6%  |             | 5.9%                            | 5.4%              | 0.5%                   | 5.9%                 |                  | 5.86%              |
| Jul 2019    | 6.3%  | 4.4%  | 8.3%  | 4.1%  | 4.5%  | 5.9%  | 8.9%  | 7.5%  | 3.9%  |             | 5.7%                            | 5.2%              | 0.5%                   | 5.7%                 |                  | 5.74%              |
| Jun 2019    | 6.8%  | 5.9%  | 7.4%  | 3.5%  | 5.2%  | 5.0%  | 8.2%  | 7.5%  | 4.6%  |             | 5.8%                            | 5.2%              | 0.6%                   | 5.8%                 |                  | 5.78%              |
| May 2019    | 5.9%  | 4.9%  | 7.8%  | 4.3%  | 5.5%  | 4.4%  | 8.1%  | 6.9%  | 2.5%  |             | 5.5%                            | 5.0%              | 0.5%                   | 5.5%                 |                  | 5.50%              |
| Apr 2019    | 6.2%  | 5.3%  | 7.6%  | 4.5%  | 5.8%  | 4.1%  | 7.8%  | 6.6%  | 3.5%  |             | 5.7%                            | 5.2%              | 0.5%                   | 5.7%                 |                  | 5.72%              |
| Mar 2019    | 5.4%  | 4.3%  | 7.5%  | 4.1%  | 5.1%  | 5.5%  | 7.5%  | 7.0%  | 5.7%  |             | 5.6%                            | 5.1%              | 0.5%                   | 5.6%                 |                  | 5.58%              |
| Feb 2019    | 6.2%  | 5.5%  | 7.3%  | 4.8%  | 5.4%  | 4.4%  | 8.7%  | 7.7%  | 6.1%  |             | 6.1%                            | 5.4%              | 0.7%                   | 6.1%                 |                  | 6.11%              |
| Jan 2019    | 7.0%  | 4.6%  | 8.2%  | 4.9%  | 5.9%  | 5.0%  |       | 8.8%  | 5.8%  |             | 6.1%                            | 5.4%              | 0.8%                   | 6.1%                 |                  | 6.13%              |

