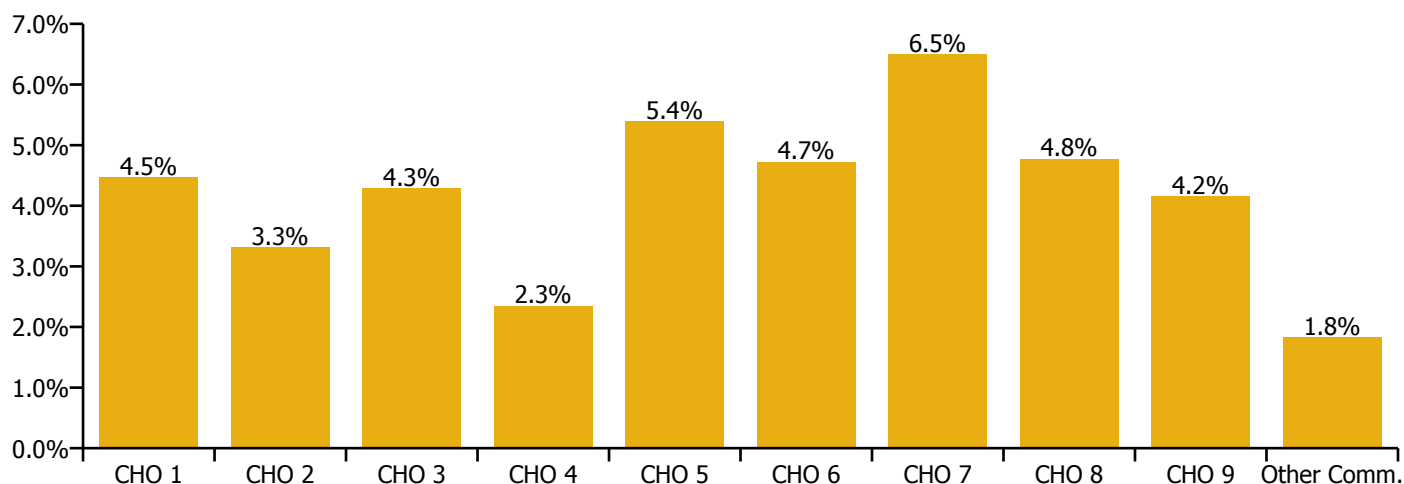


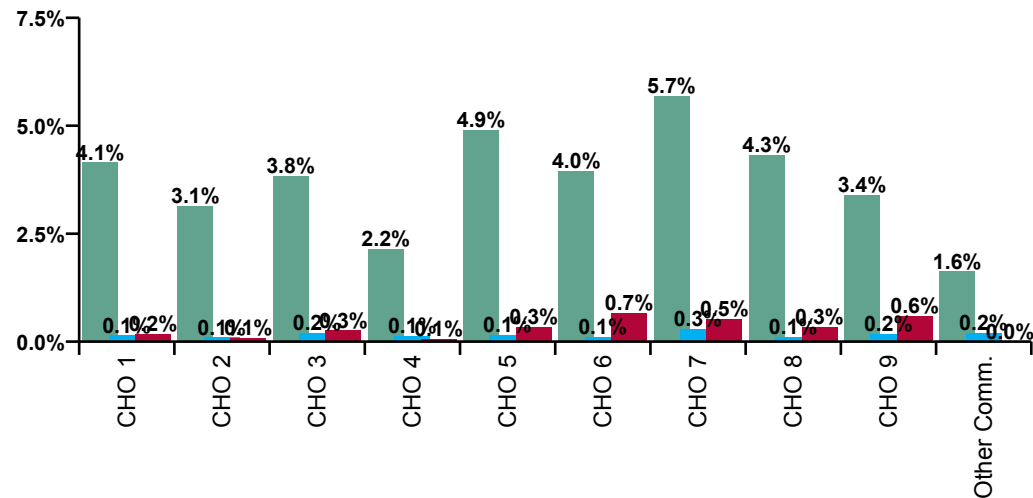
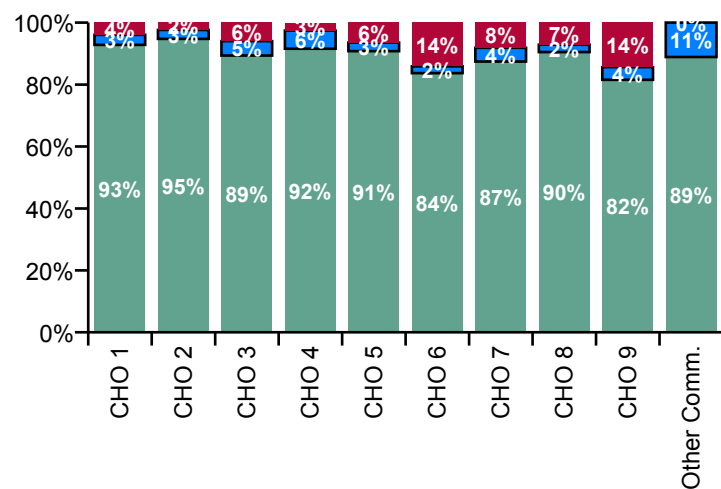
## July 2020

Primary Care Absence Rate - by Staff Category: Jul 2020	Certified absence	Self-certified absence	COVID-19 absence	Total absence rate	Certified	Self-certified	COVID-19
<b>Primary Care</b>	<b>3.9%</b>	<b>0.2%</b>	<b>0.3%</b>	<b>4.4%</b>	<b>88.9%</b>	<b>3.6%</b>	<b>7.5%</b>
Medical & Dental	2.4%	0.1%	0.1%	2.6%	92.8%	2.9%	4.3%
Nursing & Midwifery	4.5%	0.1%	0.6%	5.3%	86.3%	2.5%	11.2%
Health & Social Care Professionals	3.6%	0.2%	0.3%	4.1%	88.2%	4.3%	7.5%
Management & Administrative	3.4%	0.2%	0.1%	3.7%	92.2%	4.4%	3.4%
General Support	3.6%	0.1%	0.4%	4.1%	87.1%	2.0%	10.9%
Patient & Client Care	5.7%	0.3%	0.3%	6.3%	90.7%	4.9%	4.4%

Primary Care Absence Rate - by Care Group: Jul 2020	Certified absence	Self-certified absence	COVID-19 absence	Total absence rate	Certified	Self-certified	COVID-19
<b>Primary Care</b>	<b>3.9%</b>	<b>0.2%</b>	<b>0.3%</b>	<b>4.4%</b>	<b>88.9%</b>	<b>3.6%</b>	<b>7.5%</b>
CHO 1	4.1%	0.1%	0.2%	4.5%	92.8%	3.2%	3.9%
CHO 2	3.1%	0.1%	0.1%	3.3%	94.8%	2.9%	2.3%
CHO 3	3.8%	0.2%	0.3%	4.3%	89.4%	4.6%	6.0%
Health Service Executive	2.3%	0.1%	0.1%	2.5%	91.5%	5.9%	2.6%
Section 38 Voluntary Agencies	0.3%			0.3%	100.0%	0.0%	0.0%
CHO 4	2.2%	0.1%	0.1%	2.3%	91.6%	5.8%	2.6%
CHO 5	4.9%	0.1%	0.3%	5.4%	90.8%	2.7%	6.5%
Health Service Executive	4.2%	0.1%	0.6%	4.9%	85.3%	1.9%	12.8%
Section 38 Voluntary Agencies	1.8%	0.2%	1.0%	3.0%	61.4%	5.9%	32.7%
CHO 6	4.0%	0.1%	0.7%	4.7%	83.7%	2.2%	14.1%
Health Service Executive	5.7%	0.3%	0.7%	6.7%	85.8%	4.1%	10.1%
Section 38 Voluntary Agencies	5.5%	0.3%	0.2%	6.0%	91.6%	5.1%	3.3%
CHO 7	5.7%	0.3%	0.5%	6.5%	87.4%	4.4%	8.1%
CHO 8	4.3%	0.1%	0.3%	4.8%	90.5%	2.4%	7.1%
CHO 9	3.4%	0.2%	0.6%	4.2%	81.6%	4.1%	14.3%
Other Community Services	1.6%	0.2%		1.8%	88.9%	11.1%	0.0%



Primary Care Overall Absence Rate - by Care Group & Staff Category: Jul 2020	Medical & Dental	Nursing & Midwifery	Health & Social Care Professionals	Management & Administrative	General Support	Patient & Client Care	Certified absence	Self-certified absence	COVID-19 absence	Total absence
<b>Primary Care</b>	<b>2.6%</b>	<b>5.3%</b>	<b>4.1%</b>	<b>3.7%</b>	<b>4.1%</b>	<b>6.3%</b>	<b>3.9%</b>	<b>0.2%</b>	<b>0.3%</b>	<b>4.4%</b>
CHO 1	1.3%	6.3%	4.1%	4.0%	2.6%	5.4%	4.1%	0.1%	0.2%	4.5%
CHO 2	2.6%	3.9%	3.3%	3.2%	1.2%	4.3%	3.1%	0.1%	0.1%	3.3%
CHO 3	4.6%	4.4%	3.9%	5.2%	2.4%	2.7%	3.8%	0.2%	0.3%	4.3%
Health Service Executive	2.0%	2.7%	2.0%	1.7%	0.0%	6.0%	2.3%	0.1%	0.1%	2.5%
Section 38 Voluntary Agencies	0.0%	0.0%	0.0%	0.0%	0.0%	1.2%	0.3%			0.3%
CHO 4	1.7%	2.7%	2.0%	1.6%	0.0%	4.9%	2.2%	0.1%	0.1%	2.3%
CHO 5	5.3%	4.5%	5.9%	5.5%	4.4%	7.7%	4.9%	0.1%	0.3%	5.4%
Health Service Executive	2.4%	5.2%	4.7%	5.3%	2.0%	6.9%	4.2%	0.1%	0.6%	4.9%
Section 38 Voluntary Agencies	2.1%	19.8%	0.0%	0.9%	6.3%	0.8%	1.8%	0.2%	1.0%	3.0%
CHO 6	2.3%	5.6%	4.6%	4.8%	3.9%	5.0%	4.0%	0.1%	0.7%	4.7%
Health Service Executive	4.0%	7.7%	6.7%	3.8%	9.9%	10.5%	5.7%	0.3%	0.7%	6.7%
Section 38 Voluntary Agencies	1.2%	5.8%	3.6%	4.1%	6.5%	9.5%	5.5%	0.3%	0.2%	6.0%
CHO 7	3.3%	7.1%	6.2%	3.9%	7.7%	10.0%	5.7%	0.3%	0.5%	6.5%
CHO 8	1.4%	7.6%	3.4%	3.8%	5.2%	5.7%	4.3%	0.1%	0.3%	4.8%
CHO 9	3.2%	4.6%	3.3%	3.7%	5.1%	6.9%	3.4%	0.2%	0.6%	4.2%
Other Community Services	3.2%	0.4%	4.4%	0.7%	1.3%	0.9%	1.6%	0.2%		1.8%



Certified absence

Self-certified absence

COVID-19 absence

## Primary Care Absence Rate - by Care Group, Staff Category & Absence type: Jul 2020

CHO 1 by Staff Category Jul 2020	Certified absence	Self-certified absence	COVID-19 absence	Total absence	Certified	Self-certified	COVID-19
<b>Primary Care</b>	<b>4.1%</b>	<b>0.1%</b>	<b>0.2%</b>	<b>4.5%</b>	<b>92.8%</b>	<b>3.2%</b>	<b>3.9%</b>
Medical & Dental	1.3%			1.3%	100.0%		
Nursing & Midwifery	5.8%	0.2%	0.4%	6.3%	90.7%	3.7%	5.7%
Health & Social Care Professionals	3.7%	0.1%	0.3%	4.1%	90.5%	1.3%	8.1%
Management & Administrative	3.8%	0.1%		4.0%	96.6%	3.4%	0.0%
General Support	2.5%	0.1%		2.6%	97.6%	2.4%	0.0%
Patient & Client Care	5.1%	0.3%	0.0%	5.4%	92.9%	6.2%	0.9%

CHO 2 by Staff Category Jul 2020	Certified absence	Self-certified absence	COVID-19 absence	Total absence	Certified	Self-certified	COVID-19
<b>Primary Care</b>	<b>3.1%</b>	<b>0.1%</b>	<b>0.1%</b>	<b>3.3%</b>	<b>94.8%</b>	<b>2.9%</b>	<b>2.3%</b>
Medical & Dental	2.1%		0.5%	2.6%	81.3%		18.7%
Nursing & Midwifery	3.7%	0.1%	0.1%	3.9%	96.3%	1.5%	2.2%
Health & Social Care Professionals	3.1%	0.1%	0.1%	3.3%	95.1%	2.4%	2.5%
Management & Administrative	2.9%	0.2%	0.0%	3.2%	92.8%	6.7%	0.5%
General Support	1.2%			1.2%	100.0%	0.0%	0.0%
Patient & Client Care	4.3%			4.3%	100.0%	0.0%	0.0%

CHO 3 by Staff Category Jul 2020	Certified absence	Self-certified absence	COVID-19 absence	Total absence	Certified	Self-certified	COVID-19
<b>Primary Care</b>	<b>3.8%</b>	<b>0.2%</b>	<b>0.3%</b>	<b>4.3%</b>	<b>89.4%</b>	<b>4.6%</b>	<b>6.0%</b>
Medical & Dental	4.3%	0.2%		4.6%	94.9%	5.1%	
Nursing & Midwifery	4.0%	0.3%	0.2%	4.4%	90.0%	6.1%	3.8%
Health & Social Care Professionals	2.2%	0.5%	1.2%	3.9%	56.6%	11.8%	31.6%
Management & Administrative	5.1%	0.1%	0.0%	5.2%	97.7%	1.8%	0.5%
General Support	2.4%			2.4%	100.0%	0.0%	0.0%
Patient & Client Care	2.7%			2.7%	100.0%	0.0%	0.0%

CHO 4 by Staff Category Jul 2020	Certified absence	Self-certified absence	COVID-19 absence	Total absence	Certified	Self-certified	COVID-19
<b>Primary Care</b>	<b>2.2%</b>	<b>0.1%</b>	<b>0.1%</b>	<b>2.3%</b>	<b>91.6%</b>	<b>5.8%</b>	<b>2.6%</b>
Medical & Dental	1.6%	0.0%		1.7%	97.8%	2.2%	
Nursing & Midwifery	2.5%	0.1%	0.1%	2.7%	93.1%	2.7%	4.1%
Health & Social Care Professionals	1.5%	0.3%	0.1%	2.0%	77.4%	15.9%	6.7%
Management & Administrative	1.5%	0.1%		1.6%	91.6%	8.4%	0.0%
General Support				0.0%			
Patient & Client Care	4.8%	0.1%		4.9%	97.1%	2.9%	0.0%

CHO 5 by Staff Category Jul 2020	Certified absence	Self-certified absence	COVID-19 absence	Total absence	Certified	Self-certified	COVID-19
<b>Primary Care</b>	<b>4.9%</b>	<b>0.1%</b>	<b>0.3%</b>	<b>5.4%</b>	<b>90.8%</b>	<b>2.7%</b>	<b>6.5%</b>
Medical & Dental	5.3%			<b>5.3%</b>	100.0%		
Nursing & Midwifery	3.9%	0.1%	0.5%	<b>4.5%</b>	86.6%	1.9%	11.5%
Health & Social Care Professionals	5.3%	0.2%	0.4%	<b>5.9%</b>	89.1%	3.9%	7.0%
Management & Administrative	5.1%	0.1%	0.3%	<b>5.5%</b>	93.1%	2.2%	4.7%
General Support	3.7%		0.7%	<b>4.4%</b>	83.6%	0.0%	16.4%
Patient & Client Care	7.2%	0.5%		<b>7.7%</b>	93.7%	6.3%	0.0%

CHO 6 by Staff Category Jul 2020	Certified absence	Self-certified absence	COVID-19 absence	Total absence	Certified	Self-certified	COVID-19
<b>Primary Care</b>	<b>4.0%</b>	<b>0.1%</b>	<b>0.7%</b>	<b>4.7%</b>	<b>83.7%</b>	<b>2.2%</b>	<b>14.1%</b>
Medical & Dental	2.0%		0.3%	<b>2.3%</b>	85.1%		14.9%
Nursing & Midwifery	3.7%	0.0%	1.8%	<b>5.6%</b>	67.4%	0.8%	31.7%
Health & Social Care Professionals	4.6%		0.1%	<b>4.6%</b>	98.7%		1.3%
Management & Administrative	4.1%	0.2%	0.5%	<b>4.8%</b>	85.3%	4.7%	9.9%
General Support	3.9%			<b>3.9%</b>	100.0%	0.0%	0.0%
Patient & Client Care	4.7%	0.3%		<b>5.0%</b>	94.8%	5.2%	0.0%

CHO 7 by Staff Category Jul 2020	Certified absence	Self-certified absence	COVID-19 absence	Total absence	Certified	Self-certified	COVID-19
<b>Primary Care</b>	<b>5.7%</b>	<b>0.3%</b>	<b>0.5%</b>	<b>6.5%</b>	<b>87.4%</b>	<b>4.4%</b>	<b>8.1%</b>
Medical & Dental	2.9%	0.3%	0.1%	<b>3.3%</b>	88.3%	10.1%	1.6%
Nursing & Midwifery	5.8%	0.2%	1.0%	<b>7.1%</b>	82.6%	3.0%	14.4%
Health & Social Care Professionals	5.7%	0.3%	0.2%	<b>6.2%</b>	92.1%	5.3%	2.6%
Management & Administrative	3.6%	0.2%	0.1%	<b>3.9%</b>	94.0%	4.0%	2.0%
General Support	6.4%	0.2%	1.1%	<b>7.7%</b>	83.2%	2.8%	14.0%
Patient & Client Care	9.0%	0.6%	0.4%	<b>10.0%</b>	89.5%	6.1%	4.3%

CHO 8 by Staff Category Jul 2020	Certified absence	Self-certified absence	COVID-19 absence	Total absence	Certified	Self-certified	COVID-19
<b>Primary Care</b>	<b>4.3%</b>	<b>0.1%</b>	<b>0.3%</b>	<b>4.8%</b>	<b>90.5%</b>	<b>2.4%</b>	<b>7.1%</b>
Medical & Dental	1.1%	0.0%	0.2%	<b>1.4%</b>	81.7%	1.0%	17.3%
Nursing & Midwifery	6.7%	0.1%	0.7%	<b>7.6%</b>	89.0%	1.1%	9.9%
Health & Social Care Professionals	2.9%	0.1%	0.4%	<b>3.4%</b>	86.4%	2.9%	10.7%
Management & Administrative	3.6%	0.2%	0.1%	<b>3.8%</b>	93.7%	4.9%	1.3%
General Support	5.2%			<b>5.2%</b>	100.0%	0.0%	0.0%
Patient & Client Care	5.5%	0.1%	0.1%	<b>5.7%</b>	96.3%	2.4%	1.2%

CHO 9 by Staff Category Jul 2020	Certified absence	Self-certified absence	COVID-19 absence	Total absence	Certified	Self-certified	COVID-19
<b>Primary Care</b>	<b>3.4%</b>	<b>0.2%</b>	<b>0.6%</b>	<b>4.2%</b>	<b>81.6%</b>	<b>4.1%</b>	<b>14.3%</b>
Medical & Dental	3.1%	0.1%		3.2%	97.3%	2.7%	
Nursing & Midwifery	3.7%	0.1%	0.7%	4.6%	82.3%	3.0%	14.7%
Health & Social Care Professionals	2.7%	0.1%	0.5%	3.3%	80.8%	4.4%	14.8%
Management & Administrative	3.1%	0.2%	0.4%	3.7%	83.7%	4.6%	11.7%
General Support	3.5%		1.6%	5.1%	68.9%	0.0%	31.1%
Patient & Client Care	5.2%	0.4%	1.3%	6.9%	74.5%	6.2%	19.2%

Other Community Services by Staff Category Jul 2020	Certified absence	Self-certified absence	COVID-19 absence	Total absence	Certified	Self-certified	COVID-19
<b>Primary Care</b>	<b>1.6%</b>	<b>0.2%</b>	<b>0.0%</b>	<b>1.8%</b>	<b>88.9%</b>	<b>11.1%</b>	<b>0.0%</b>
Medical & Dental	2.8%	0.4%		3.2%	88.7%	11.3%	
Nursing & Midwifery	0.4%			0.4%	100.0%		
Health & Social Care Professionals	4.4%			4.4%	100.0%		
Management & Administrative	0.5%	0.2%		0.7%	72.3%	27.7%	0.0%
General Support		1.3%		1.3%	0.0%	100.0%	0.0%
Patient & Client Care	0.6%	0.4%		0.9%	61.9%	38.1%	0.0%

Primary Care Absence Rate - by Staff Category & Care Group	CHO 1	CHO 2	CHO 3	HSE	S38	CHO 4	CHO 5	HSE	S38	CHO 6	HSE	S38	CHO 7	CHO 8	CHO 9	Other Comm.	Total absence	Certified absence	Self-certified absence	COVID-19 absence
Primary Care: 2020 overall	5.7%	4.3%	6.2%	3.4%	4.4%	3.5%	5.4%	7.0%	4.3%	6.6%	7.2%	7.0%	7.1%	6.4%	5.6%	3.6%	5.6%	4.3%	0.2%	1.1%
Medical & Dental	3.3%	3.0%	6.4%	3.1%	1.5%	2.8%	5.1%	6.7%	5.7%	6.5%	5.0%	2.0%	4.5%	2.0%	2.7%	5.1%	3.7%	2.7%	0.2%	0.8%
Nursing & Midwifery	7.0%	5.0%	7.0%	3.8%	3.6%	3.8%	5.1%	8.4%	24.0%	8.8%	7.5%	7.3%	7.4%	8.5%	6.5%	2.1%	6.6%	4.8%	0.2%	1.6%
Health & Social Care Professionals	5.8%	4.3%	3.5%	2.4%	0.4%	2.4%	6.1%	6.3%	0.0%	6.2%	5.8%	5.8%	5.8%	5.8%	3.9%	7.4%	4.9%	3.7%	0.2%	1.0%
Management & Administrative	5.9%	4.6%	8.0%	3.2%	0.2%	2.9%	5.3%	5.7%	1.8%	4.9%	6.7%	4.2%	6.3%	5.9%	5.3%	1.0%	5.3%	4.4%	0.2%	0.7%
General Support	4.3%	1.6%	2.2%	0.0%	8.1%	6.2%	3.0%	6.2%	6.2%	6.2%	11.1%	7.1%	8.5%	6.7%	8.8%	5.6%	5.5%	4.2%	0.2%	1.1%
Patient & Client Care	4.2%	4.3%	5.3%	5.6%	10.0%	6.7%	6.1%	5.4%	1.4%	3.4%	10.4%	9.4%	10.0%	7.8%	8.9%	4.1%	7.3%	4.2%	0.2%	1.1%
Total July:	4.5%	3.3%	4.3%	2.5%	0.3%	2.3%	5.4%	4.9%	3.0%	4.7%	6.7%	6.0%	6.5%	4.8%	4.2%	1.8%	4.4%	3.9%	0.2%	0.3%
Medical & Dental	1.3%	2.6%	4.6%	2.0%	0.0%	1.7%	5.3%	2.4%	2.1%	2.3%	4.0%	1.2%	3.3%	1.4%	3.2%	3.2%	2.6%	2.4%	0.1%	0.1%
Nursing & Midwifery	6.3%	3.9%	4.4%	2.7%	0.0%	2.7%	4.5%	5.2%	19.8%	5.6%	7.7%	5.8%	7.1%	7.6%	4.6%	0.4%	5.3%	4.5%	0.1%	0.6%
Health & Social Care Professionals	4.1%	3.3%	3.9%	2.0%	0.0%	2.0%	5.9%	4.7%	0.0%	4.6%	6.7%	3.6%	6.2%	3.4%	3.3%	4.4%	4.1%	3.6%	0.2%	0.3%
Management & Administrative	4.0%	3.2%	5.2%	1.7%	0.0%	1.6%	5.5%	5.3%	0.9%	4.8%	3.8%	4.1%	3.9%	3.8%	3.7%	0.7%	3.7%	3.4%	0.2%	0.1%
General Support	2.6%	1.2%	2.4%	0.0%	0.0%	0.0%	4.4%	2.0%	6.3%	3.9%	9.9%	6.5%	7.7%	5.2%	5.1%	1.3%	4.1%	3.6%	0.1%	0.4%
Patient & Client Care	5.4%	4.3%	2.7%	6.0%	1.2%	4.9%	7.7%	6.9%	0.8%	5.0%	10.5%	9.5%	10.0%	5.7%	6.9%	0.9%	6.3%	5.7%	0.3%	0.3%
Total June:	4.5%	3.0%	4.1%	2.7%	2.2%	2.6%	4.3%	3.9%	3.0%	3.8%	5.8%	6.8%	6.1%	4.8%	3.7%	2.0%	4.2%	3.6%	0.1%	0.5%
Medical & Dental	1.3%	2.2%	5.5%	2.2%	0.0%	1.8%	4.8%	3.0%	2.1%	2.7%	4.1%	0.0%	3.5%	1.2%	2.5%	3.7%	2.6%	2.3%	0.1%	0.3%
Nursing & Midwifery	6.2%	3.5%	4.6%	3.1%	0.0%	3.0%	4.1%	5.4%	19.8%	5.7%	7.3%	5.8%	6.8%	7.1%	4.3%	1.9%	5.2%	4.3%	0.1%	0.8%
Health & Social Care Professionals	4.6%	2.5%	1.9%	1.7%	0.0%	1.7%	4.8%	3.2%	0.0%	3.2%	3.9%	3.8%	3.9%	3.9%	2.2%	4.0%	3.3%	2.9%	0.1%	0.2%
Management & Administrative	4.4%	3.3%	4.6%	2.5%	0.0%	2.2%	4.1%	3.2%	1.1%	2.7%	5.1%	4.8%	5.0%	4.0%	4.0%	0.2%	3.8%	3.5%	0.2%	0.2%
General Support	2.7%	3.9%	1.3%	0.0%	8.7%	7.1%	0.0%	0.4%	7.1%	3.8%	7.0%	10.7%	9.2%	2.2%	5.6%	6.1%	5.0%	4.0%	0.2%	0.8%
Patient & Client Care	2.8%	1.9%	5.3%	5.3%	4.6%	5.1%	4.7%	1.8%	0.4%	1.2%	8.3%	9.4%	8.7%	6.2%	5.6%	1.5%	5.5%	4.8%	0.2%	0.5%
Total May:	5.1%	3.5%	5.1%	3.1%	4.6%	3.3%	4.6%	6.1%	3.3%	5.6%	5.5%	7.8%	6.1%	5.5%	4.8%	1.5%	4.9%	3.7%	0.1%	1.1%
Medical & Dental	3.2%	1.7%	5.7%	1.6%	0.0%	1.3%	5.2%	0.4%	2.1%	1.3%	3.4%	0.0%	2.9%	2.0%	1.0%	3.8%	2.5%	1.8%	0.1%	0.6%
Nursing & Midwifery	6.4%	4.5%	6.8%	4.1%	0.0%	3.9%	4.3%	8.5%	20.8%	8.9%	7.0%	9.4%	7.8%	8.4%	7.0%	0.0%	6.6%	4.7%	0.1%	1.8%
Health & Social Care Professionals	4.8%	2.7%	1.4%	1.7%	0.0%	1.6%	5.1%	4.1%	0.0%	4.0%	4.1%	5.1%	4.2%	5.2%	3.3%	4.3%	3.8%	2.9%	0.1%	0.7%
Management & Administrative	5.7%	3.8%	6.4%	3.4%	0.0%	3.0%	4.7%	4.6%	1.1%	3.8%	4.8%	5.9%	5.0%	4.1%	4.6%	0.2%	4.5%	3.8%	0.2%	0.6%
General Support	4.0%	3.0%	0.0%	0.0%	8.9%	7.5%	1.3%	4.8%	8.6%	7.0%	7.9%	8.2%	8.1%	1.4%	6.1%	0.0%	4.8%	2.9%	0.1%	1.8%
Patient & Client Care	2.2%	3.0%	5.5%	6.3%	13.1%	8.5%	3.7%	1.9%	0.4%	0.8%	6.8%	8.2%	7.4%	6.2%	6.6%	0.0%	5.7%	4.5%	0.2%	1.0%
Total April:	7.7%	6.7%	8.2%	5.5%	5.8%	5.5%	7.5%	9.1%	3.9%	8.3%	9.4%	10.1%	9.6%	8.9%	8.3%	4.8%	7.9%	4.6%	0.1%	3.3%
Medical & Dental	5.2%	5.2%	9.9%	5.8%	2.5%	5.3%	8.1%	9.6%	1.6%	7.1%	5.2%	1.6%	4.7%	3.1%	2.6%	5.8%	5.2%	2.9%	0.1%	2.2%
Nursing & Midwifery	10.1%	8.4%	9.9%	8.2%	0.0%	7.9%	7.0%	14.1%	46.4%	14.9%	9.8%	12.0%	10.5%	11.3%	11.1%	3.2%	10.1%	5.5%	0.1%	4.5%
Health & Social Care Professionals	7.3%	6.2%	5.3%	3.1%	0.0%	3.1%	9.4%	5.2%	0.0%	5.2%	8.5%	10.8%	8.9%	9.7%	7.0%	8.8%	7.0%	3.8%	0.1%	3.1%
Management & Administrative	8.0%	7.3%	10.1%	4.9%	0.0%	4.3%	6.8%	4.5%	1.1%	3.7%	8.7%	3.5%	7.9%	7.0%	6.6%	2.3%	7.0%	4.6%	0.1%	2.3%
General Support	4.9%	1.4%	0.1%	0.0%	10.5%	7.5%	1.3%	12.5%	2.7%	7.3%	11.2%	7.1%	8.5%	14.8%	9.8%	0.0%	5.8%	3.3%	0.1%	2.4%
Patient & Client Care	4.8%	5.6%	5.8%	9.0%	14.8%	10.6%	6.5%	3.0%	0.4%	1.3%	13.0%	13.4%	13.2%	10.9%	12.7%	6.5%	9.7%	5.9%	0.1%	3.7%
Total March:	8.5%	6.8%	9.3%	3.3%	4.3%	3.4%	6.6%	11.8%	8.3%	11.3%	10.4%	8.7%	9.9%	8.5%	9.2%	7.5%	8.0%	5.1%	0.3%	2.7%
Medical & Dental	5.6%	3.6%	9.3%	3.6%	0.8%	3.0%	4.6%	11.4%	15.4%	12.4%	9.0%	10.8%	9.3%	4.1%	1.8%	11.7%	6.0%	3.4%	0.2%	2.5%
Nursing & Midwifery	9.7%	8.4%	10.8%	4.2%	0.0%	4.1%	6.6%	14.4%	37.0%	15.3%	9.8%	8.0%	9.2%	9.8%	8.5%	8.9%	8.9%	5.4%	0.2%	3.3%
Health & Social Care Professionals	9.7%	7.5%	6.8%	2.2%	0.0%	2.2%	7.2%	10.9%	0.0%	10.7%	9.2%	12.1%	9.6%	8.5%	4.7%	12.5%	7.6%	4.9%	0.3%	2.5%
Management & Administrative	7.7%	6.6%	10.7%	2.9%	0.0%	2.6%	6.8%	10.0%	4.7%	9.1%	10.4%	2.7%	9.1%	7.7%	2.7%	2.0%	7.2%	4.9%	0.2%	2.1%
General Support	7.9%	1.2%	2.8%	0.0%	9.9%	8.1%	4.3%	5.5%	4.3%	4.9%	23.7%	7.8%	12.3%	9.7%	10.5%	0.0%	7.7%	5.3%	0.3%	2.1%
Patient & Client Care	6.8%	6.4%	8.1%	4.9%	11.2%	6.6%	6.5%	10.6%	2.5%	6.8%	12.5%	11.4%	12.1%	11.5%	12.8%	12.1%	9.9%	6.3%	0.5%	3.1%
Total February:	4.8%	3.1%	5.7%	3.4%	6.6%	3.7%	4.8%	6.2%	3.6%	5.7%	6.1%	5.0%	5.8%	5.6%	5.1%	4.9%	4.9%	4.5%	0.4%	
Medical & Dental	3.3%	1.7%	5.2%	4.1%	2.8%	3.9%	3.9%	8.3%	6.1%	7.5%	5.0%	0.0%	4.3%	0.6%	3.0%	3.9%	3.3%	2.9%	0.4%	
Nursing & Midwifery	5.2%	2.7%	5.9%	4.0%	8.0%	4.1%	4.6%	6.3%	8.9%	6.3%	5.3%	5.0%	5.2%	6.8%	5.2%	1.0%	5.1%	4.7%	0.3%	
Health & Social Care Professionals	4.8%	3.9%	1.9%	2.5%	0.0%	2.5%	5.6%	6.7%	0.0%	6.5%	3.9%	1.3%	3.5%	4.2%	3.4%	12.7%	4.1%	3.6%	0.5%	
Management & Administrative	5.2%	3.4%	8.6%	3.0%	1.8%	2.9%	4.2%	4.2%	1.7%	3.6%	6.8%	6.0%	6.6%	7.1%	5.8%	0.6%	5.3%	4.9%	0.4%	
General Support	4.4%	0.1%	3.9%	0.0%	19.9%	13.9%	3.9%	13.3%	5.9%	9.1%	11.9%	4.8%	7.1%	2.4%	13.5%	34.3%	5.8%	5.4%	0.4%	
Patient & Client Care	4.2%	4.9%	3.6%	4.1%	9.8%	5.5%	6.6%	4.2%	2.5%	3.2%	10.0%	7.3%	9.0%	7.2%	7.3%	3.5%	6.5%	5.9%	0.6%	
Total January:	5.1%	4.0%	6.7%	3.1%	7.1%	3.4%	4.6%	7.2%	5.0%	6.9%	6.4%	4.6%	5.9%	6.7%	5.7%	2.7%	5.3%	4.9%	0.4%	
Medical & Dental	3.2%	4.3%	4.3%	1.6%	4.2%	2.1%	3.6%	9.9%	9.7%	9.9%	3.9%	0.0%	3.3%	1.5%	4.0%	3.2%	3.5%	3.2%	0.3%	
Nursing & Midwifery	4.9%	3.4%	6.7%	2.3%	16.3%	2.6%	4.6%	5.8%	8.9%	5.9%	5.0%	4.7%	4.9%	8.6%	5.5%	0.6%	5.1%	4.7%	0.4%	
Health & Social Care Professionals	5.3%	4.3%	3.1%	3.1%	3.0%	3.1%	4.5%	9.5%	0.0%	9.3%	4.6%	4.3%	4.5%	5.2%	4.0%	5.2%	4.6%	4.2%	0.4%	
Management & Administrative	6.3%	5.0%	9.7%	4.1%	0.0%	3.9%	4.5%	6.2%	1.6%	5.0%	7.5%	2.6%	6.7%	7.5%	7.6%	0.6%	6.1%	5.7%	0.5%	
General Support	4.1%	0.6%	5.0%	0.0%	0.0%	0.0%	5.5%	8.1%	8.2%	8.2%	10.6%	4.4%	6.5%	9.5%	7.8%	14.9%	5.1%	4.8%	0.3%	
Patient & Client Care	3.0%	4.3%	6.1%	4.4%	15.3%	6.6%	6.6%	3.8%	2.7%	3.2%	11.5%	6.7%	9.7%	7.4%	7.7%	4.3%	7.0%	6.3%	0.6%	
Primary Care: 2019 overall	5.8%	3.9%	5.2%	2.7%	3.8%	2.8%	5.1%	4.8%	9.0%	5.5%	5.9%	4.3%	5.4%	5.4%	3.9%		4.7%	4.3%	0.4%	
Medical & Dental	2.2%	2.0%	4.4%	2.5%	0.3%	2.2%	3.1%	6.1%	9.9%	7.0%	3.2%	0.8%	2.8%	1.4%	3.5%		2.8%	2.5%	0.3%	
Nursing & Midwifery	7.4%	5.1%	5.9%	2.9%	3.8%	2.9%	6.9%	4.8%	19.7%	5.9%	5.1%	3.3%	4.5%	7.6%	4.5%		5.5%	5.0%	0.5%	
Health & Social Care Professionals	4.8%	3.6%	3.4%	2.3%	6.1%	2.3%	4.5%	4.1%	0.2%	4.0%	4.2%	2.9%	4.0%	4.1%	2.9%		3.7%	3.3%	0.4%	
Management & Administrative	5.7%	4.0%	6.1%	3.2%	2.1%	3.1%	4.5%	4.6%	6.5%	5.0%	6.6%	5.3%	6.4%	4.9%	5.5%		5.0%	4.6%	0.4%	
General Support	6.7%	1.0%	3.5%	0.6%	6.4%	4.5%	2.7%	4.8%	17.7%	12.0%	10.4%	6.0%	7.6%	5.4%	3.7%		5.2%	4.8%	0.4%	
Patient & Client Care	6.0%	4.1%	5.1%	3.1%	6.7%	4.0%	6.7%	6.5%	0.7%	4.2%	9.8%	5.4%	8.1%	6.8%	6.8%		6.3%	4.8%	0.4%	



Primary Care Absence Rate - by Staff Category & S38 Agency	Cork Dental Hospital	Dublin Dental Hospital	Our Lady's Hospice & Care Services	Total absence	Certified absence	Self-certified absence	COVID-19 absence
Primary Care: S38 2020 overall	4.4%	4.3%	7.0%	6.3%	4.4%	0.3%	1.6%
Medical & Dental	1.5%	5.7%	2.0%	2.6%	1.8%	0.1%	0.8%
Nursing & Midwifery	3.6%	24.0%	7.3%	7.6%	4.9%	0.4%	2.3%
Health & Social Care Professionals	0.4%	0.0%	5.8%	5.3%	3.0%	0.3%	2.1%
Management & Administrative	0.2%	1.8%	4.2%	2.6%	2.1%	0.1%	0.4%
General Support	8.1%	6.2%	7.1%	7.1%	5.0%	0.4%	1.7%
Patient & Client Care	10.0%	1.4%	9.4%	8.2%	6.4%	0.4%	1.4%
Total July:	0.3%	3.0%	6.0%	4.8%	4.3%	0.2%	0.3%
Medical & Dental	0.0%	2.1%	1.2%	0.9%	0.5%		0.5%
Nursing & Midwifery	0.0%	19.8%	5.8%	5.9%	5.4%	0.2%	0.3%
Health & Social Care Professionals	0.0%	0.0%	3.6%	3.2%	3.0%	0.2%	
Management & Administrative	0.0%	0.9%	4.1%	2.3%	2.1%	0.0%	0.1%
General Support	0.0%	6.3%	6.5%	5.6%	5.6%	0.1%	
Patient & Client Care	1.2%	0.8%	9.5%	6.5%	5.4%	0.7%	0.5%
Total June:	2.2%	3.0%	6.8%	5.6%	4.7%	0.1%	0.8%
Medical & Dental	0.0%	2.1%	0.0%	0.5%			0.5%
Nursing & Midwifery	0.0%	19.8%	5.8%	5.9%	5.3%		0.6%
Health & Social Care Professionals	0.0%	0.0%	3.8%	3.4%	2.8%	0.3%	0.3%
Management & Administrative	0.0%	1.1%	4.8%	2.6%	2.5%	0.1%	
General Support	8.7%	7.1%	10.7%	10.0%	8.0%	0.3%	1.8%
Patient & Client Care	4.6%	0.4%	9.4%	7.0%	5.9%	0.1%	1.1%
Total May:	4.6%	3.3%	7.8%	6.7%	3.9%	0.1%	2.6%
Medical & Dental	0.0%	2.1%	0.0%	0.5%			0.5%
Nursing & Midwifery	0.0%	20.8%	9.4%	9.2%	4.8%	0.1%	4.3%
Health & Social Care Professionals	0.0%	0.0%	5.1%	4.6%	3.6%		0.9%
Management & Administrative	0.0%	1.1%	5.9%	3.1%	2.2%	0.1%	0.8%
General Support	8.9%	8.6%	8.2%	8.3%	4.0%	0.3%	4.1%
Patient & Client Care	13.1%	0.4%	8.2%	7.8%	5.4%	0.2%	2.2%
Total April:	5.8%	3.9%	10.1%	8.7%	4.2%	0.2%	4.4%
Medical & Dental	2.5%	1.6%	1.6%	2.0%	2.0%		
Nursing & Midwifery	0.0%	46.4%	12.0%	12.4%	4.9%	0.1%	7.4%
Health & Social Care Professionals	0.0%	0.0%	10.8%	9.9%	2.9%	0.3%	6.7%
Management & Administrative	0.0%	1.1%	3.5%	2.0%	1.6%	0.1%	0.3%
General Support	10.5%	2.7%	7.1%	6.9%	2.8%	0.2%	3.9%
Patient & Client Care	14.8%	0.4%	13.4%	11.6%	7.1%	0.3%	4.2%
Total March:	4.3%	8.3%	8.7%	8.0%	4.8%	0.3%	2.8%
Medical & Dental	0.8%	15.4%	10.8%	7.5%	3.4%	0.2%	4.0%
Nursing & Midwifery	0.0%	37.0%	8.0%	8.8%	4.8%	0.3%	3.6%
Health & Social Care Professionals	0.0%	0.0%	12.1%	11.0%	4.0%		7.0%
Management & Administrative	0.0%	4.7%	2.7%	2.5%	1.1%	0.2%	1.2%
General Support	9.9%	4.3%	7.8%	7.6%	5.1%	0.7%	1.8%
Patient & Client Care	11.2%	2.5%	11.4%	9.9%	7.8%	0.4%	1.7%
Total February:	6.6%	3.6%	5.0%	5.1%	4.6%	0.5%	
Medical & Dental	2.8%	6.1%	0.0%	2.7%	2.7%	0.1%	
Nursing & Midwifery	8.0%	8.9%	5.0%	5.3%	4.6%	0.7%	
Health & Social Care Professionals	0.0%	0.0%	1.3%	1.2%	0.6%	0.5%	
Management & Administrative	1.8%	1.7%	6.0%	3.8%	3.7%	0.1%	
General Support	19.9%	5.9%	4.8%	6.4%	6.0%	0.4%	
Patient & Client Care	9.8%	2.5%	7.3%	7.0%	6.4%	0.6%	
Total January:	7.1%	5.0%	4.6%	5.1%	4.4%	0.7%	
Medical & Dental	4.2%	9.7%	0.0%	4.1%	4.0%	0.1%	
Nursing & Midwifery	16.3%	8.9%	4.7%	5.4%	4.4%	1.2%	
Health & Social Care Professionals	3.0%	0.0%	4.3%	4.1%	3.7%	0.5%	
Management & Administrative	0.0%	1.6%	2.6%	1.7%	1.7%	0.0%	
General Support	0.0%	8.2%	4.4%	4.5%	3.8%	0.7%	
Patient & Client Care	15.3%	2.7%	6.7%	7.7%	7.0%	0.7%	
Primary Care: S38 2019 overall	3.8%	9.0%	4.3%	4.7%	4.2%	0.5%	
Medical & Dental	0.3%	9.9%	0.8%	2.4%	2.1%	0.3%	
Nursing & Midwifery	3.8%	19.7%	3.3%	4.1%	3.5%	0.6%	
Health & Social Care Professionals	6.1%	0.2%	2.9%	3.0%	2.5%	0.5%	
Management & Administrative	2.1%	6.5%	5.3%	4.7%	4.3%	0.4%	
General Support	6.4%	17.7%	6.0%	7.3%	6.5%	0.8%	
Patient & Client Care	6.7%	0.7%	5.4%	5.2%	4.7%	0.5%	