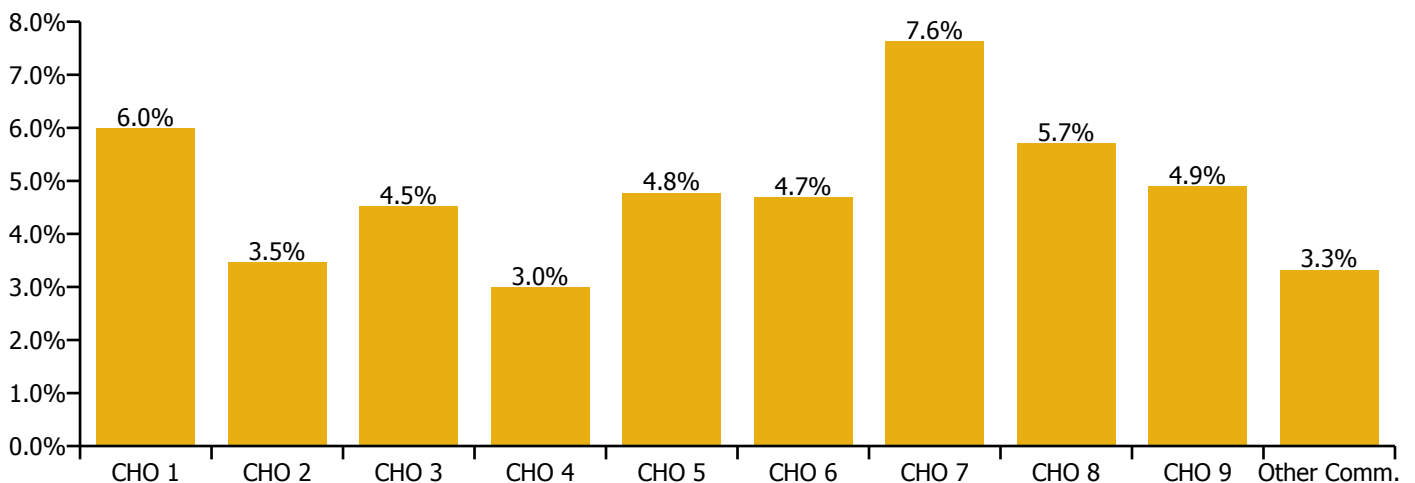


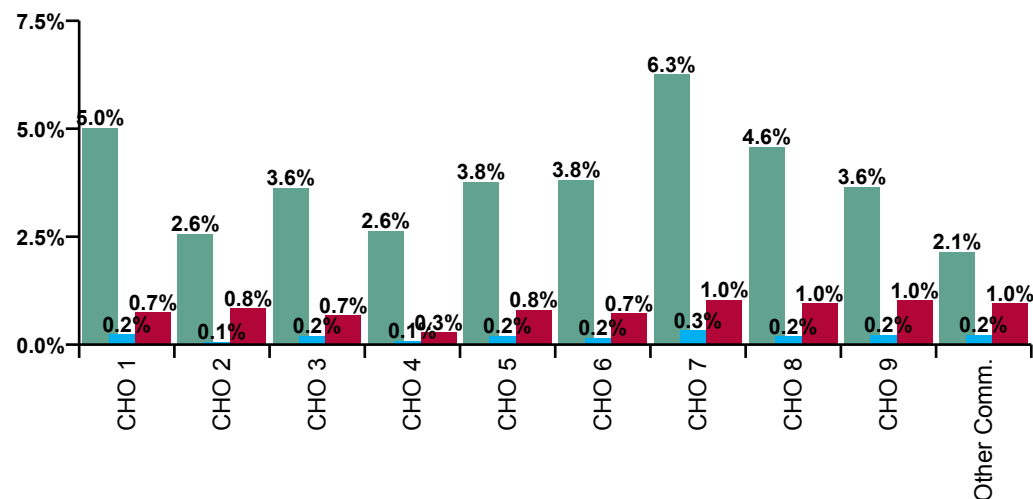
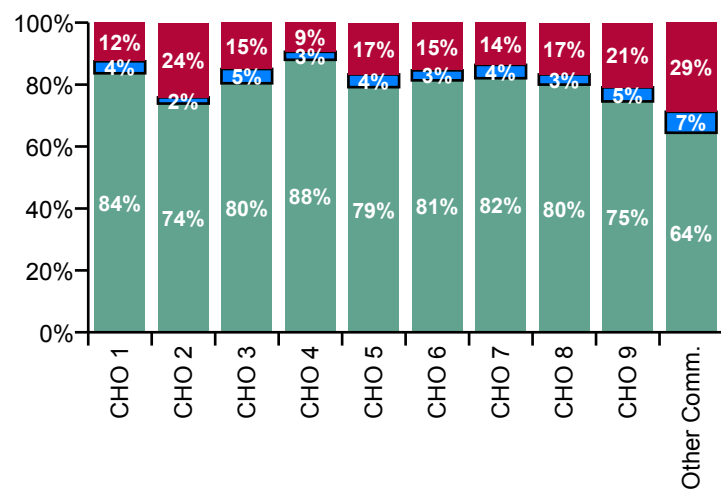
September 2020

| Primary Care Absence Rate - by Staff Category: Sep 2020 | Certified absence | Self-certified absence | COVID-19 absence | Total absence rate | Certified | Self-certified | COVID-19 |
|---|-------------------|------------------------|------------------|--------------------|--------------|----------------|--------------|
| Primary Care | 4.2% | 0.2% | 0.8% | 5.2% | 80.2% | 3.8% | 16.0% |
| Medical & Dental | 2.7% | 0.1% | 0.4% | 3.2% | 83.3% | 3.7% | 13.0% |
| Nursing & Midwifery | 4.6% | 0.2% | 1.3% | 6.0% | 75.6% | 2.9% | 21.5% |
| Health & Social Care Professionals | 3.6% | 0.2% | 0.6% | 4.5% | 81.1% | 4.4% | 14.5% |
| Management & Administrative | 3.9% | 0.2% | 0.5% | 4.7% | 83.5% | 4.9% | 11.5% |
| General Support | 3.9% | 0.2% | 1.1% | 5.2% | 75.1% | 3.7% | 21.2% |
| Patient & Client Care | 6.5% | 0.3% | 0.9% | 7.6% | 84.8% | 3.5% | 11.6% |

| Primary Care Absence Rate - by Care Group: Sep 2020 | Certified absence | Self-certified absence | COVID-19 absence | Total absence rate | Certified | Self-certified | COVID-19 |
|---|-------------------|------------------------|------------------|--------------------|--------------|----------------|--------------|
| Primary Care | 4.2% | 0.2% | 0.8% | 5.2% | 80.2% | 3.8% | 16.0% |
| CHO 1 | 5.0% | 0.2% | 0.7% | 6.0% | 83.7% | 3.9% | 12.5% |
| CHO 2 | 2.6% | 0.1% | 0.8% | 3.5% | 73.9% | 2.0% | 24.2% |
| CHO 3 | 3.6% | 0.2% | 0.7% | 4.5% | 80.4% | 4.6% | 14.9% |
| Health Service Executive | 2.2% | 0.1% | 0.2% | 2.5% | 87.5% | 3.6% | 9.0% |
| Section 38 Voluntary Agencies | 5.7% | | 0.7% | 6.3% | 89.4% | 0.0% | 10.6% |
| CHO 4 | 2.6% | 0.1% | 0.3% | 3.0% | 88.0% | 2.6% | 9.4% |
| CHO 5 | 3.8% | 0.2% | 0.8% | 4.8% | 79.2% | 4.1% | 16.7% |
| Health Service Executive | 4.0% | 0.2% | 0.7% | 4.9% | 82.2% | 3.4% | 14.4% |
| Section 38 Voluntary Agencies | 1.9% | | 0.9% | 2.8% | 68.7% | 0.0% | 31.2% |
| CHO 6 | 3.8% | 0.2% | 0.7% | 4.7% | 81.4% | 3.2% | 15.4% |
| Health Service Executive | 6.1% | 0.3% | 1.3% | 7.8% | 78.3% | 4.4% | 17.2% |
| Section 38 Voluntary Agencies | 6.7% | 0.3% | 0.2% | 7.2% | 92.7% | 4.0% | 3.3% |
| CHO 7 | 6.3% | 0.3% | 1.0% | 7.6% | 82.0% | 4.3% | 13.6% |
| CHO 8 | 4.6% | 0.2% | 1.0% | 5.7% | 80.0% | 3.3% | 16.7% |
| CHO 9 | 3.6% | 0.2% | 1.0% | 4.9% | 74.5% | 4.5% | 20.9% |
| Other Community Services | 2.1% | 0.2% | 1.0% | 3.3% | 64.5% | 6.7% | 28.8% |



| Primary Care Overall Absence Rate - by Care Group & Staff Category: Sep 2020 | Medical & Dental | Nursing & Midwifery | Health & Social Care Professionals | Management & Administrative | General Support | Patient & Client Care | Certified absence | Self- certified absence | COVID-19 absence | Total absence |
|---|---------------------|------------------------|--|--------------------------------|--------------------|--------------------------|----------------------|-------------------------------|---------------------|------------------|
| Primary Care | 3.2% | 6.0% | 4.5% | 4.7% | 5.2% | 7.6% | 4.2% | 0.2% | 0.8% | 5.2% |
| CHO 1 | 3.9% | 7.0% | 5.7% | 5.9% | 2.7% | 8.1% | 5.0% | 0.2% | 0.7% | 6.0% |
| CHO 2 | 2.6% | 3.7% | 4.7% | 2.7% | 0.2% | 4.4% | 2.6% | 0.1% | 0.8% | 3.5% |
| CHO 3 | 4.5% | 4.2% | 4.8% | 6.0% | 1.0% | 2.6% | 3.6% | 0.2% | 0.7% | 4.5% |
| Health Service Executive | 1.2% | 1.7% | 2.8% | 3.2% | 0.0% | 6.0% | 2.2% | 0.1% | 0.2% | 2.5% |
| Section 38 Voluntary Agencies | 1.9% | 15.0% | 0.0% | 1.9% | 9.9% | 11.4% | 5.7% | | 0.7% | 6.3% |
| CHO 4 | 1.4% | 2.2% | 2.7% | 3.0% | 5.3% | 7.9% | 2.6% | 0.1% | 0.3% | 3.0% |
| CHO 5 | 8.6% | 5.1% | 2.2% | 5.1% | 4.2% | 7.3% | 3.8% | 0.2% | 0.8% | 4.8% |
| Health Service Executive | 2.9% | 5.6% | 4.0% | 5.1% | 8.1% | 5.7% | 4.0% | 0.2% | 0.7% | 4.9% |
| Section 38 Voluntary Agencies | 1.9% | 16.8% | 0.0% | 0.6% | 4.7% | 2.1% | 1.9% | | 0.9% | 2.8% |
| CHO 6 | 2.8% | 5.9% | 3.9% | 4.5% | 6.5% | 4.6% | 3.8% | 0.2% | 0.7% | 4.7% |
| Health Service Executive | 4.6% | 9.3% | 6.6% | 5.4% | 14.1% | 10.8% | 6.1% | 0.3% | 1.3% | 7.8% |
| Section 38 Voluntary Agencies | 0.2% | 7.5% | 5.7% | 2.5% | 8.6% | 10.3% | 6.7% | 0.3% | 0.2% | 7.2% |
| CHO 7 | 3.8% | 8.7% | 6.5% | 5.0% | 10.6% | 10.6% | 6.3% | 0.3% | 1.0% | 7.6% |
| CHO 8 | 2.3% | 8.0% | 4.3% | 5.4% | 8.5% | 6.4% | 4.6% | 0.2% | 1.0% | 5.7% |
| CHO 9 | 3.0% | 5.8% | 3.1% | 4.7% | 4.5% | 9.2% | 3.6% | 0.2% | 1.0% | 4.9% |
| Other Community Services | 3.9% | 2.9% | 7.1% | 1.6% | 1.6% | 1.5% | 2.1% | 0.2% | 1.0% | 3.3% |



Certified absence

Self-certified absence

COVID-19 absence

Primary Care Absence Rate - by Care Group, Staff Category & Absence type: Sep 2020

| CHO 1 by Staff Category Sep 2020 | Certified absence | Self-certified absence | COVID-19 absence | Total absence | Certified | Self-certified | COVID-19 |
|------------------------------------|-------------------|------------------------|------------------|---------------|--------------|----------------|--------------|
| Primary Care | 5.0% | 0.2% | 0.7% | 6.0% | 83.7% | 3.9% | 12.5% |
| Medical & Dental | 3.3% | 0.2% | 0.4% | 3.9% | 84.7% | 4.3% | 10.9% |
| Nursing & Midwifery | 5.2% | 0.2% | 1.6% | 7.0% | 74.9% | 2.6% | 22.5% |
| Health & Social Care Professionals | 5.0% | 0.2% | 0.5% | 5.7% | 87.0% | 3.5% | 9.6% |
| Management & Administrative | 5.4% | 0.3% | 0.2% | 5.9% | 90.8% | 5.1% | 4.1% |
| General Support | 2.3% | 0.2% | 0.3% | 2.7% | 83.4% | 7.1% | 9.5% |
| Patient & Client Care | 6.8% | 0.3% | 0.9% | 8.1% | 84.2% | 4.2% | 11.6% |

| CHO 2 by Staff Category Sep 2020 | Certified absence | Self-certified absence | COVID-19 absence | Total absence | Certified | Self-certified | COVID-19 |
|------------------------------------|-------------------|------------------------|------------------|---------------|--------------|----------------|--------------|
| Primary Care | 2.6% | 0.1% | 0.8% | 3.5% | 73.9% | 2.0% | 24.2% |
| Medical & Dental | 2.3% | | 0.2% | 2.6% | 90.4% | | 9.6% |
| Nursing & Midwifery | 2.2% | 0.1% | 1.4% | 3.7% | 59.0% | 3.7% | 37.3% |
| Health & Social Care Professionals | 3.5% | 0.0% | 1.2% | 4.7% | 74.5% | 0.6% | 24.9% |
| Management & Administrative | 2.3% | 0.1% | 0.4% | 2.7% | 84.4% | 2.5% | 13.0% |
| General Support | 0.2% | | | 0.2% | 100.0% | 0.0% | 0.0% |
| Patient & Client Care | 3.9% | 0.1% | 0.4% | 4.4% | 88.4% | 1.4% | 10.2% |

| CHO 3 by Staff Category Sep 2020 | Certified absence | Self-certified absence | COVID-19 absence | Total absence | Certified | Self-certified | COVID-19 |
|------------------------------------|-------------------|------------------------|------------------|---------------|--------------|----------------|--------------|
| Primary Care | 3.6% | 0.2% | 0.7% | 4.5% | 80.4% | 4.6% | 14.9% |
| Medical & Dental | 4.3% | | 0.2% | 4.5% | 94.9% | | 5.1% |
| Nursing & Midwifery | 3.8% | 0.1% | 0.3% | 4.2% | 91.5% | 2.5% | 6.0% |
| Health & Social Care Professionals | 3.6% | 0.1% | 1.1% | 4.8% | 75.0% | 2.5% | 22.4% |
| Management & Administrative | 4.5% | 0.4% | 1.1% | 6.0% | 74.8% | 6.4% | 18.8% |
| General Support | 0.8% | 0.1% | | 1.0% | 85.5% | 14.5% | 0.0% |
| Patient & Client Care | 1.6% | 0.4% | 0.6% | 2.6% | 62.3% | 14.0% | 23.8% |

| CHO 4 by Staff Category Sep 2020 | Certified absence | Self-certified absence | COVID-19 absence | Total absence | Certified | Self-certified | COVID-19 |
|------------------------------------|-------------------|------------------------|------------------|---------------|--------------|----------------|-------------|
| Primary Care | 2.6% | 0.1% | 0.3% | 3.0% | 88.0% | 2.6% | 9.4% |
| Medical & Dental | 1.2% | 0.0% | 0.1% | 1.4% | 89.1% | 1.9% | 9.0% |
| Nursing & Midwifery | 1.7% | 0.1% | 0.4% | 2.2% | 79.8% | 3.6% | 16.6% |
| Health & Social Care Professionals | 2.5% | 0.1% | 0.1% | 2.7% | 94.3% | 2.6% | 3.0% |
| Management & Administrative | 2.8% | 0.1% | 0.2% | 3.0% | 91.1% | 3.6% | 5.3% |
| General Support | 5.3% | | | 5.3% | 100.0% | 0.0% | 0.0% |
| Patient & Client Care | 6.8% | 0.1% | 1.0% | 7.9% | 85.4% | 1.5% | 13.2% |

| CHO 5 by Staff Category Sep 2020 | Certified absence | Self-certified absence | COVID-19 absence | Total absence | Certified | Self-certified | COVID-19 |
|------------------------------------|-------------------|------------------------|------------------|---------------|--------------|----------------|--------------|
| Primary Care | 3.8% | 0.2% | 0.8% | 4.8% | 79.2% | 4.1% | 16.7% |
| Medical & Dental | 7.2% | | 1.4% | 8.6% | 84.2% | | 15.8% |
| Nursing & Midwifery | 3.6% | 0.3% | 1.2% | 5.1% | 70.8% | 5.1% | 24.1% |
| Health & Social Care Professionals | 1.4% | 0.2% | 0.6% | 2.2% | 64.3% | 9.4% | 26.3% |
| Management & Administrative | 4.4% | 0.2% | 0.5% | 5.1% | 85.5% | 4.7% | 9.8% |
| General Support | 4.2% | | | 4.2% | 100.0% | 0.0% | 0.0% |
| Patient & Client Care | 7.0% | | 0.2% | 7.3% | 96.8% | 0.0% | 3.2% |

| CHO 6 by Staff Category Sep 2020 | Certified absence | Self-certified absence | COVID-19 absence | Total absence | Certified | Self-certified | COVID-19 |
|------------------------------------|-------------------|------------------------|------------------|---------------|--------------|----------------|--------------|
| Primary Care | 3.8% | 0.2% | 0.7% | 4.7% | 81.4% | 3.2% | 15.4% |
| Medical & Dental | 2.1% | 0.1% | 0.5% | 2.8% | 77.9% | 4.4% | 17.7% |
| Nursing & Midwifery | 4.2% | | 1.6% | 5.9% | 72.2% | | 27.8% |
| Health & Social Care Professionals | 3.4% | 0.2% | 0.3% | 3.9% | 87.4% | 5.9% | 6.7% |
| Management & Administrative | 3.8% | 0.3% | 0.5% | 4.5% | 83.8% | 6.2% | 10.1% |
| General Support | 6.5% | 0.1% | | 6.5% | 98.9% | 1.1% | 0.0% |
| Patient & Client Care | 4.2% | 0.1% | 0.3% | 4.6% | 91.1% | 2.6% | 6.3% |

| CHO 7 by Staff Category Sep 2020 | Certified absence | Self-certified absence | COVID-19 absence | Total absence | Certified | Self-certified | COVID-19 |
|------------------------------------|-------------------|------------------------|------------------|---------------|--------------|----------------|--------------|
| Primary Care | 6.3% | 0.3% | 1.0% | 7.6% | 82.0% | 4.3% | 13.6% |
| Medical & Dental | 3.3% | 0.2% | 0.4% | 3.8% | 85.7% | 4.1% | 10.2% |
| Nursing & Midwifery | 7.0% | 0.2% | 1.4% | 8.7% | 80.7% | 2.8% | 16.5% |
| Health & Social Care Professionals | 5.4% | 0.4% | 0.7% | 6.5% | 83.9% | 5.7% | 10.4% |
| Management & Administrative | 4.1% | 0.4% | 0.5% | 5.0% | 82.2% | 7.9% | 9.9% |
| General Support | 6.5% | 0.4% | 3.7% | 10.6% | 61.2% | 3.9% | 34.9% |
| Patient & Client Care | 9.7% | 0.4% | 0.5% | 10.6% | 90.9% | 3.9% | 5.2% |

| CHO 8 by Staff Category Sep 2020 | Certified absence | Self-certified absence | COVID-19 absence | Total absence | Certified | Self-certified | COVID-19 |
|------------------------------------|-------------------|------------------------|------------------|---------------|--------------|----------------|--------------|
| Primary Care | 4.6% | 0.2% | 1.0% | 5.7% | 80.0% | 3.3% | 16.7% |
| Medical & Dental | 1.2% | 0.1% | 0.9% | 2.3% | 54.8% | 6.3% | 38.9% |
| Nursing & Midwifery | 5.9% | 0.2% | 1.9% | 8.0% | 73.8% | 2.2% | 24.0% |
| Health & Social Care Professionals | 3.5% | 0.3% | 0.5% | 4.3% | 82.5% | 5.9% | 11.6% |
| Management & Administrative | 4.8% | 0.1% | 0.5% | 5.4% | 87.7% | 2.7% | 9.6% |
| General Support | 8.5% | | | 8.5% | 100.0% | 0.0% | 0.0% |
| Patient & Client Care | 5.5% | 0.3% | 0.6% | 6.4% | 86.2% | 4.4% | 9.5% |

| CHO 9 by Staff Category Sep 2020 | Certified absence | Self-certified absence | COVID-19 absence | Total absence | Certified | Self-certified | COVID-19 |
|------------------------------------|-------------------|------------------------|------------------|---------------|--------------|----------------|--------------|
| Primary Care | 3.6% | 0.2% | 1.0% | 4.9% | 74.5% | 4.5% | 20.9% |
| Medical & Dental | 2.7% | 0.3% | | 3.0% | 89.9% | 10.1% | |
| Nursing & Midwifery | 4.3% | 0.2% | 1.2% | 5.8% | 74.6% | 4.2% | 21.2% |
| Health & Social Care Professionals | 2.3% | 0.2% | 0.7% | 3.1% | 72.1% | 5.9% | 22.0% |
| Management & Administrative | 3.6% | 0.2% | 0.9% | 4.7% | 76.5% | 4.0% | 19.4% |
| General Support | 3.8% | 0.2% | 0.5% | 4.5% | 85.2% | 3.7% | 11.1% |
| Patient & Client Care | 6.3% | 0.3% | 2.6% | 9.2% | 68.4% | 2.9% | 28.7% |

| Other Community Services by Staff Category Sep 2020 | Certified absence | Self-certified absence | COVID-19 absence | Total absence | Certified | Self-certified | COVID-19 |
|---|-------------------|------------------------|------------------|---------------|--------------|----------------|--------------|
| Primary Care | 2.1% | 0.2% | 1.0% | 3.3% | 64.5% | 6.7% | 28.8% |
| Medical & Dental | 2.7% | 0.3% | 0.8% | 3.9% | 70.0% | 8.9% | 21.1% |
| Nursing & Midwifery | 2.7% | 0.2% | | 2.9% | 92.9% | 7.1% | |
| Health & Social Care Professionals | 6.1% | 0.2% | 0.8% | 7.1% | 86.2% | 2.3% | 11.5% |
| Management & Administrative | 0.1% | 0.2% | 1.3% | 1.6% | 5.9% | 12.7% | 81.4% |
| General Support | | 1.6% | | 1.6% | 0.0% | 100.0% | 0.0% |
| Patient & Client Care | | | 1.5% | 1.5% | 0.0% | 0.0% | 100.0% |

| Primary Care Absence Rate - by Staff Category & Care Group | CHO 1 | CHO 2 | CHO 3 | HSE | S38 | CHO 4 | CHO 5 | HSE | S38 | CHO 6 | HSE | S38 | CHO 7 | CHO 8 | CHO 9 | Other Comm. | Total absence | Certified absence | Self-certified absence | COVID-19 absence |
|--|-------|-------|-------|------|-------|-------|-------|-------|-------|-------|-------|-------|-------|-------|-------|-------------|---------------|-------------------|------------------------|------------------|
| Primary Care: 2020 overall | 5.7% | 4.2% | 6.0% | 3.2% | 4.5% | 3.3% | 5.3% | 6.4% | 4.0% | 6.1% | 7.3% | 7.0% | 7.2% | 6.2% | 5.5% | 3.4% | 5.5% | 4.3% | 0.2% | 1.0% |
| Medical & Dental | 3.3% | 2.9% | 5.9% | 2.8% | 1.9% | 2.6% | 5.7% | 5.1% | 4.9% | 5.0% | 4.9% | 1.5% | 4.3% | 2.0% | 2.9% | 5.0% | 3.6% | 2.7% | 0.2% | 0.7% |
| Nursing & Midwifery | 6.9% | 4.7% | 6.5% | 3.5% | 4.9% | 3.5% | 5.0% | 7.7% | 22.8% | 8.1% | 7.8% | 7.3% | 7.6% | 8.3% | 6.4% | 2.4% | 6.4% | 4.8% | 0.2% | 1.4% |
| Health & Social Care Professionals | 5.7% | 4.4% | 4.0% | 2.5% | 0.3% | 2.4% | 5.6% | 5.7% | 0.0% | 5.6% | 6.0% | 5.6% | 5.9% | 5.4% | 3.7% | 7.2% | 4.8% | 3.7% | 0.2% | 0.9% |
| Management & Administrative | 5.8% | 4.3% | 7.6% | 3.1% | 0.5% | 2.8% | 5.3% | 5.5% | 1.4% | 4.8% | 6.3% | 4.0% | 5.9% | 5.8% | 5.1% | 1.0% | 5.2% | 4.3% | 0.2% | 0.7% |
| General Support | 3.9% | 1.3% | 2.2% | 0.0% | 7.5% | 5.4% | 3.3% | 6.1% | 6.0% | 6.0% | 11.6% | 7.4% | 8.9% | 6.6% | 7.7% | 4.4% | 5.3% | 4.1% | 0.2% | 1.0% |
| Patient & Client Care | 5.1% | 4.8% | 4.9% | 5.7% | 9.6% | 6.7% | 6.4% | 6.0% | 1.6% | 4.0% | 10.3% | 9.3% | 9.9% | 7.6% | 9.2% | 3.5% | 7.4% | 4.1% | 0.2% | 1.0% |
| Total September: | 6.0% | 3.5% | 4.5% | 2.5% | 6.3% | 3.0% | 4.8% | 4.9% | 2.8% | 4.7% | 7.8% | 7.2% | 7.6% | 5.7% | 4.9% | 3.3% | 5.2% | 4.2% | 0.2% | 0.8% |
| Medical & Dental | 3.9% | 2.6% | 4.5% | 1.2% | 1.9% | 1.4% | 8.6% | 2.9% | 1.9% | 2.8% | 4.6% | 0.2% | 3.8% | 2.3% | 3.0% | 3.9% | 3.2% | 2.7% | 0.1% | 0.4% |
| Nursing & Midwifery | 7.0% | 3.7% | 4.2% | 1.7% | 15.0% | 2.2% | 5.1% | 5.6% | 16.8% | 5.9% | 9.3% | 7.5% | 8.7% | 8.0% | 5.8% | 2.9% | 6.0% | 4.6% | 0.2% | 1.3% |
| Health & Social Care Professionals | 5.7% | 4.7% | 4.8% | 2.8% | 0.0% | 2.7% | 2.2% | 4.0% | 0.0% | 3.9% | 6.6% | 5.7% | 6.5% | 4.3% | 3.1% | 7.1% | 4.5% | 3.6% | 0.2% | 0.6% |
| Management & Administrative | 5.9% | 2.7% | 6.0% | 3.2% | 1.9% | 3.0% | 5.1% | 5.1% | 0.6% | 4.5% | 5.4% | 2.5% | 5.0% | 5.4% | 4.7% | 1.6% | 4.7% | 3.9% | 0.2% | 0.5% |
| General Support | 2.7% | 0.2% | 1.0% | 0.0% | 9.9% | 5.3% | 4.2% | 8.1% | 4.7% | 6.5% | 14.1% | 8.6% | 10.6% | 8.5% | 4.5% | 1.6% | 5.2% | 3.9% | 0.2% | 1.1% |
| Patient & Client Care | 8.1% | 4.4% | 2.6% | 6.0% | 11.4% | 7.9% | 7.3% | 5.7% | 2.1% | 4.6% | 10.8% | 10.3% | 10.6% | 6.4% | 9.2% | 1.5% | 7.6% | 6.5% | 0.3% | 0.9% |
| Total August: | 5.1% | 3.8% | 5.5% | 2.5% | 2.8% | 2.6% | 5.1% | 4.4% | 3.2% | 4.2% | 7.1% | 6.4% | 6.9% | 5.4% | 4.9% | 2.6% | 4.9% | 4.3% | 0.2% | 0.4% |
| Medical & Dental | 2.6% | 2.5% | 4.3% | 2.0% | 6.6% | 2.6% | 8.1% | 0.5% | 2.1% | 0.8% | 4.5% | 0.2% | 3.7% | 2.0% | 3.9% | 5.2% | 3.2% | 2.9% | 0.1% | 0.2% |
| Nursing & Midwifery | 5.7% | 4.2% | 5.3% | 2.2% | 3.6% | 2.2% | 3.8% | 4.4% | 19.8% | 4.9% | 8.1% | 7.1% | 7.7% | 6.9% | 6.6% | 3.7% | 5.5% | 4.6% | 0.1% | 0.8% |
| Health & Social Care Professionals | 4.8% | 4.1% | 7.3% | 2.5% | 0.0% | 2.5% | 4.1% | 4.2% | 0.0% | 4.2% | 6.7% | 3.8% | 6.2% | 3.8% | 2.2% | 5.4% | 4.2% | 3.7% | 0.1% | 0.3% |
| Management & Administrative | 5.3% | 3.2% | 5.9% | 2.1% | 1.0% | 2.0% | 4.1% | 4.7% | 0.0% | 4.0% | 4.9% | 4.1% | 4.8% | 5.8% | 3.9% | 0.5% | 4.4% | 4.1% | 0.1% | 0.2% |
| General Support | 2.5% | 0.0% | 3.4% | 0.0% | 0.0% | 0.0% | 5.1% | 2.5% | 6.3% | 4.4% | 12.9% | 8.6% | 10.1% | 4.5% | 0.2% | 0.0% | 4.4% | 3.7% | 0.3% | 0.4% |
| Patient & Client Care | 8.1% | 8.9% | 4.3% | 6.0% | 3.6% | 5.4% | 9.0% | 8.7% | 2.7% | 6.6% | 9.2% | 7.3% | 8.4% | 7.1% | 11.5% | 0.6% | 7.8% | 7.0% | 0.3% | 0.5% |
| Total July: | 4.5% | 3.3% | 4.3% | 2.5% | 0.3% | 2.3% | 5.4% | 4.9% | 3.0% | 4.7% | 6.7% | 6.0% | 6.5% | 4.8% | 4.2% | 1.8% | 4.4% | 3.9% | 0.2% | 0.3% |
| Medical & Dental | 1.3% | 2.6% | 4.6% | 2.0% | 0.0% | 1.7% | 5.3% | 2.4% | 2.1% | 2.3% | 4.0% | 1.2% | 3.3% | 1.4% | 3.2% | 3.2% | 2.6% | 2.4% | 0.1% | 0.1% |
| Nursing & Midwifery | 6.3% | 3.9% | 4.4% | 2.7% | 0.0% | 2.7% | 4.5% | 5.2% | 19.8% | 5.6% | 7.7% | 5.8% | 7.1% | 7.6% | 4.6% | 0.4% | 5.3% | 4.5% | 0.1% | 0.6% |
| Health & Social Care Professionals | 4.1% | 3.3% | 3.9% | 2.0% | 0.0% | 2.0% | 5.9% | 4.7% | 0.0% | 4.6% | 6.7% | 3.6% | 6.2% | 3.4% | 3.3% | 4.4% | 4.1% | 3.6% | 0.2% | 0.3% |
| Management & Administrative | 4.0% | 3.2% | 5.2% | 1.7% | 0.0% | 1.6% | 5.5% | 5.3% | 0.9% | 4.8% | 3.8% | 4.1% | 3.9% | 3.8% | 3.7% | 0.7% | 3.7% | 3.4% | 0.2% | 0.1% |
| General Support | 2.6% | 1.2% | 2.4% | 0.0% | 0.0% | 0.0% | 4.4% | 2.0% | 6.3% | 3.9% | 9.9% | 6.5% | 7.7% | 5.2% | 5.1% | 1.3% | 4.1% | 3.6% | 0.1% | 0.4% |
| Patient & Client Care | 5.4% | 4.3% | 2.7% | 6.0% | 1.2% | 4.9% | 7.7% | 6.9% | 0.8% | 5.0% | 10.5% | 9.5% | 10.0% | 5.7% | 6.9% | 0.9% | 6.3% | 5.7% | 0.3% | 0.3% |
| Total June: | 4.5% | 3.0% | 4.1% | 2.7% | 2.2% | 2.6% | 4.3% | 3.9% | 3.0% | 3.8% | 5.8% | 6.8% | 6.1% | 4.8% | 3.7% | 2.0% | 4.2% | 3.6% | 0.1% | 0.5% |
| Medical & Dental | 1.3% | 2.2% | 5.5% | 2.2% | 0.0% | 1.8% | 4.8% | 3.0% | 2.1% | 2.7% | 4.1% | 0.0% | 3.5% | 1.2% | 2.5% | 3.7% | 2.6% | 2.3% | 0.1% | 0.3% |
| Nursing & Midwifery | 6.2% | 3.5% | 4.6% | 3.1% | 0.0% | 3.0% | 4.1% | 5.4% | 19.8% | 5.7% | 7.3% | 5.8% | 6.8% | 7.1% | 4.3% | 1.9% | 5.2% | 4.3% | 0.1% | 0.8% |
| Health & Social Care Professionals | 4.6% | 2.5% | 1.9% | 1.7% | 0.0% | 1.7% | 4.8% | 3.2% | 0.0% | 3.2% | 3.9% | 3.8% | 3.9% | 3.9% | 2.2% | 4.0% | 3.3% | 2.9% | 0.1% | 0.2% |
| Management & Administrative | 4.4% | 3.3% | 4.6% | 2.5% | 0.0% | 2.2% | 4.1% | 3.2% | 1.1% | 2.7% | 5.1% | 4.8% | 5.0% | 4.0% | 4.0% | 0.2% | 3.8% | 3.5% | 0.2% | 0.2% |
| General Support | 2.7% | 3.9% | 1.3% | 0.0% | 8.7% | 7.1% | 0.0% | 0.4% | 7.1% | 3.8% | 7.0% | 10.7% | 9.2% | 2.2% | 5.6% | 6.1% | 5.0% | 4.0% | 0.2% | 0.8% |
| Patient & Client Care | 2.8% | 1.9% | 5.3% | 5.3% | 4.6% | 5.1% | 4.7% | 1.8% | 0.4% | 1.2% | 8.3% | 9.4% | 8.7% | 6.2% | 5.6% | 1.5% | 5.5% | 4.8% | 0.2% | 0.5% |
| Total May: | 5.1% | 3.5% | 5.1% | 3.1% | 4.6% | 3.3% | 4.6% | 6.1% | 3.3% | 5.6% | 5.5% | 7.8% | 6.1% | 5.5% | 4.8% | 1.5% | 4.9% | 3.7% | 0.1% | 1.1% |
| Medical & Dental | 3.2% | 1.7% | 5.7% | 1.6% | 0.0% | 1.3% | 5.2% | 0.4% | 2.1% | 1.3% | 3.4% | 0.0% | 2.9% | 2.0% | 1.0% | 3.8% | 2.5% | 1.8% | 0.1% | 0.6% |
| Nursing & Midwifery | 6.4% | 4.5% | 6.8% | 4.1% | 0.0% | 3.9% | 4.3% | 8.5% | 20.8% | 8.9% | 7.0% | 9.4% | 7.8% | 8.4% | 7.0% | 0.0% | 6.6% | 4.7% | 0.1% | 1.8% |
| Health & Social Care Professionals | 4.8% | 2.7% | 1.4% | 1.7% | 0.0% | 1.6% | 5.1% | 4.1% | 0.0% | 4.0% | 4.1% | 5.1% | 4.2% | 5.2% | 3.3% | 4.3% | 3.8% | 2.9% | 0.1% | 0.7% |
| Management & Administrative | 5.7% | 3.8% | 6.4% | 3.4% | 0.0% | 3.0% | 4.7% | 4.6% | 1.1% | 3.8% | 4.8% | 5.9% | 5.0% | 4.1% | 4.6% | 0.2% | 4.5% | 3.8% | 0.2% | 0.6% |
| General Support | 4.0% | 3.0% | 0.0% | 0.0% | 8.9% | 7.5% | 1.3% | 4.8% | 8.6% | 7.0% | 7.9% | 8.2% | 8.1% | 1.4% | 6.1% | 0.0% | 4.8% | 2.9% | 0.1% | 1.8% |
| Patient & Client Care | 2.2% | 3.0% | 5.5% | 6.3% | 13.1% | 8.5% | 3.7% | 1.9% | 0.4% | 0.8% | 6.8% | 8.2% | 7.4% | 6.2% | 6.6% | 0.0% | 5.7% | 4.5% | 0.2% | 1.0% |
| Total April: | 7.7% | 6.7% | 8.2% | 5.5% | 5.8% | 5.5% | 7.5% | 9.1% | 3.9% | 8.3% | 9.4% | 10.1% | 9.6% | 8.9% | 8.3% | 4.8% | 7.9% | 4.6% | 0.1% | 3.3% |
| Medical & Dental | 5.2% | 5.2% | 9.9% | 5.8% | 2.5% | 5.3% | 8.1% | 9.6% | 1.6% | 7.1% | 5.2% | 1.6% | 4.7% | 3.1% | 2.6% | 5.8% | 5.2% | 2.9% | 0.1% | 2.2% |
| Nursing & Midwifery | 10.1% | 8.4% | 9.9% | 8.2% | 0.0% | 7.9% | 10.5% | 14.1% | 46.4% | 14.9% | 9.8% | 12.0% | 10.5% | 11.3% | 11.1% | 3.2% | 10.1% | 5.5% | 0.1% | 4.5% |
| Health & Social Care Professionals | 7.3% | 6.2% | 5.3% | 3.1% | 0.0% | 3.1% | 9.4% | 5.2% | 0.0% | 5.2% | 8.5% | 10.8% | 8.9% | 9.7% | 7.0% | 8.8% | 7.0% | 3.8% | 0.1% | 3.1% |
| Management & Administrative | 8.0% | 7.3% | 10.1% | 4.9% | 0.0% | 4.3% | 6.8% | 4.5% | 1.1% | 3.7% | 8.7% | 3.5% | 7.9% | 7.0% | 6.6% | 2.3% | 7.0% | 4.6% | 0.1% | 2.3% |
| General Support | 4.9% | 1.4% | 0.1% | 0.0% | 10.5% | 7.5% | 1.3% | 12.5% | 2.7% | 7.3% | 11.2% | 7.1% | 8.5% | 14.8% | 9.8% | 0.0% | 5.8% | 3.3% | 0.1% | 2.4% |
| Patient & Client Care | 4.8% | 5.6% | 5.8% | 9.0% | 14.8% | 10.6% | 6.5% | 3.0% | 0.4% | 1.3% | 13.0% | 13.4% | 13.2% | 10.9% | 12.7% | 6.5% | 9.7% | 5.9% | 0.1% | 3.7% |
| Total March: | 8.5% | 6.8% | 9.3% | 3.3% | 4.3% | 3.4% | 6.6% | 11.8% | 8.3% | 11.3% | 10.4% | 8.7% | 9.9% | 8.5% | 9.2% | 7.5% | 8.0% | 5.1% | 0.3% | 2.7% |
| Medical & Dental | 5.6% | 3.6% | 9.3% | 3.6% | 0.8% | 3.0% | 4.6% | 11.4% | 15.4% | 12.4% | 9.0% | 10.8% | 9.3% | 4.1% | 1.8% | 11.7% | 6.0% | 3.4% | 0.2% | 2.5% |
| Nursing & Midwifery | 9.7% | 8.4% | 10.8% | 4.2% | 0.0% | 4.1% | 6.6% | 14.4% | 37.0% | 15.3% | 9.8% | 8.0% | 9.2% | 9.8% | 8.5% | 8.9% | 8.9% | 5.4% | 0.2% | 3.3% |
| Health & Social Care Professionals | 9.7% | 7.5% | 6.8% | 2.2% | 0.0% | 2.2% | 7.2% | 10.9% | 0.0% | 10.7% | 9.2% | 12.1% | 9.6% | 8.5% | 4.7% | 12.5% | 7.6% | 4.9% | 0.3% | 2.5% |
| Management & Administrative | 7.7% | 6.6% | 10.7% | 2.9% | 0.0% | 2.6% | 6.8% | 10.0% | 4.7% | 9.1% | 10.4% | 2.7% | 9.1% | 7.7% | 2.7% | 2.0% | 7.2% | 4.9% | 0.2% | 2.1% |
| General Support | 7.9% | 1.2% | 2.8% | 0.0% | 9.9% | 8.1% | 4.3% | 5.5% | 4.3% | 4.9% | 23.7% | 7.8% | 12.3% | 9.7% | 10.5% | 0.0% | 7.7% | 5.3% | 0.3% | 2.1% |
| Patient & Client Care | 6.8% | 6.4% | 8.1% | 4.9% | 11.2% | 6.4% | 6.5% | 10.6% | 2.5% | 6.8% | 12.5% | 11.4% | 12.1% | 11.5% | 12.8% | 12.1% | 9.9% | 6.3% | 0.5% | 3.1% |
| Total February: | 4.8% | 3.1% | 5.7% | 3.4% | 6.6% | 3.7% | 4.8% | 6.2% | 3.6% | 5.7% | 6.1% | 5.0% | 5.8% | 5.6% | 5.1% | 4.9% | 4.9% | 4.5% | 0.4% | |
| Medical & Dental | 3.3% | 1.7% | 5.2% | 4.1% | 2.8% | 3.9% | 3.9% | 8.3% | 6.1% | 7.5% | 5.0% | 0.0% | 4.3% | 0.6% | 3.0% | 3.9% | 3.3% | 2.9% | 0.4% | |
| Nursing & Midwifery | 5.2% | 2.7% | 5.9% | 4.0% | 8.0% | 4.1% | 4.6% | 6.3% | 8.9% | 6.3% | 5.3% | 5.0% | 5.2% | 6.8% | 5.2% | 1.0% | 5.1% | 4.7% | 0.3% | |
| Health & Social Care Professionals | 4.8% | 3.9% | 1.9% | 2.5% | 0.0% | 2.5% | 5.6% | 6.7% | 0.0% | 6.5% | 3.9% | 1.3% | 3.5% | 4.2% | 3.4% | 12.7% | 4.1% | 3.6% | 0.5% | |
| Management & Administrative | 5.2% | 3.4% | 8.6% | 3.0% | 1.8% | 2.9% | 4.2% | 4.2% | 1.7% | 3.6% | 6.8% | 6.0% | 6.6% | 7.1% | 5.8% | 0.6% | 5.3% | 4.9% | 0.4% | |
| General Support | 4.4% | 0.1% | 3.9% | 0.0% | 19.9% | 13.9% | 3.9% | 13.3% | 5.9% | 9.1% | 11.9% | 4.8% | 7.1% | 2.4% | 13.5% | 34.3% | 5.8% | 5.4% | 0.4% | |
| Patient & Client Care | 4.2% | 4.9% | 3.6% | 4.1% | 9.8% | 5.5% | 6.6% | 4.2% | 2.5% | 3.2% | 10.0% | 7.3% | 9.0% | 7.2% | 7.3% | 3.5% | 6.5% | 5.9% | 0.6% | |
| Total January: | 5.1% | 4.0% | 6.7% | 3.1% | 7.1% | 3.4% | 4.6% | 7.2% | 5.0% | 6.9% | 6.4% | 4.6% | 5.9% | 6.7% | 5.7% | 2.7% | 5.3% | 4.9% | 0.4% | |
| Medical & Dental | 3.2% | 4.3% | 4.3% | 1.6% | 4.2% | 2.1% | 3.6% | 9.9% | 9.7% | 9.9% | 3.9% | 0.0% | 3.3% | 1.5% | 4.0% | 3.2% | 3.5% | 3.2% | 0.3% | |
| Nursing & Midwifery | 4.9% | 3.4% | 6.7% | 2.3% | 16.3% | 2.6% | 4.6% | 5.8% | 8.9% | 5.9% | 5.0% | 4.7% | 4.9% | 8.6% | 5.5% | 0.6% | 5.1% | 4.7% | 0.4% | |
| Health & Social Care Professionals | 5.3% | 4.3% | 3.1% | 3.1% | 3.0% | 3.1% | 4.5% | 9.5% | 0.0% | 9.3% | 4.6% | 4.3% | 4.5% | 5.2% | 4.0% | 5.2% | 4.6% | 4.2% | 0.4% | |
| Management & Administrative | 6.3% | 5.0% | 9.7% | 4.1% | 0.0% | 3.9% | 4.5% | 6.2% | 1.6% | 5.0% | 7.5% | 2.6% | 6.7% | 7.5% | 7.6% | 0.6% | 6.1% | 5.7% | 0.5% | |
| General Support | 4.1% | 0.6% | 5.0% | 0.0% | 0.0% | 0.0% | 5.5% | 8.1% | 8.2% | 8.2% | 10.6% | 4.4% | 6.5% | 9.5% | 7.8% | 14.9% | 5.1% | 4.8% | 0.3% | |
| Patient & Client Care | 3.0% | 4.3% | 6.1% | 4.4% | 15.3% | 6.6% | 6.6% | 3.8% | 2.7% | 3.2% | 11.5% | 6.7% | 9.7% | 7.4% | 7.7% | | | | | |

| Primary Care Absence Rate - by Staff Category & S38 Agency | Cork Dental Hospital | Dublin Dental Hospital | Our Lady's Hospice & Care Services | Total absence | Certified absence | Self-certified absence | COVID-19 absence |
|--|----------------------|------------------------|------------------------------------|---------------|-------------------|------------------------|------------------|
| Primary Care: S38 2020 overall | 4.5% | 4.0% | 7.0% | 6.2% | 4.6% | 0.3% | 1.3% |
| Medical & Dental | 1.9% | 4.9% | 1.5% | 2.5% | 1.7% | 0.1% | 0.7% |
| Nursing & Midwifery | 4.9% | 22.8% | 7.3% | 7.6% | 5.3% | 0.4% | 2.0% |
| Health & Social Care Professionals | 0.3% | 0.0% | 5.6% | 5.1% | 3.1% | 0.2% | 1.7% |
| Management & Administrative | 0.5% | 1.4% | 4.0% | 2.4% | 2.1% | 0.1% | 0.3% |
| General Support | 7.5% | 6.0% | 7.4% | 7.2% | 5.5% | 0.4% | 1.3% |
| Patient & Client Care | 9.6% | 1.6% | 9.3% | 8.1% | 6.6% | 0.4% | 1.1% |
| | | | | | | | |
| Total September: | 6.3% | 2.8% | 7.2% | 6.5% | 5.9% | 0.2% | 0.4% |
| Medical & Dental | 1.9% | 1.9% | 0.2% | 1.3% | 0.8% | 0.1% | 0.4% |
| Nursing & Midwifery | 15.0% | 16.8% | 7.5% | 8.2% | 7.2% | 0.3% | 0.7% |
| Health & Social Care Professionals | 0.0% | 0.0% | 5.7% | 5.1% | 4.0% | 0.1% | 1.1% |
| Management & Administrative | 1.9% | 0.6% | 2.5% | 1.9% | 1.9% | | |
| General Support | 9.9% | 4.7% | 8.6% | 8.3% | 7.8% | 0.3% | 0.2% |
| Patient & Client Care | 11.4% | 2.1% | 10.3% | 9.2% | 8.7% | 0.3% | 0.2% |
| Total August: | 2.8% | 3.2% | 6.4% | 5.5% | 5.0% | 0.3% | 0.2% |
| Medical & Dental | 6.6% | 2.1% | 0.2% | 2.7% | 2.1% | 0.1% | 0.6% |
| Nursing & Midwifery | 3.6% | 19.8% | 7.1% | 7.3% | 6.5% | 0.4% | 0.4% |
| Health & Social Care Professionals | 0.0% | 0.0% | 3.8% | 3.4% | 3.1% | 0.3% | |
| Management & Administrative | 1.0% | 0.0% | 4.1% | 2.2% | 2.0% | | 0.2% |
| General Support | 0.0% | 6.3% | 8.6% | 7.4% | 7.0% | 0.4% | |
| Patient & Client Care | 3.6% | 2.7% | 7.3% | 6.0% | 5.5% | 0.4% | 0.1% |
| Total July: | 0.3% | 3.0% | 6.0% | 4.8% | 4.3% | 0.2% | 0.3% |
| Medical & Dental | 0.0% | 2.1% | 1.2% | 0.9% | 0.5% | | 0.5% |
| Nursing & Midwifery | 0.0% | 19.8% | 5.8% | 5.9% | 5.4% | 0.2% | 0.3% |
| Health & Social Care Professionals | 0.0% | 0.0% | 3.6% | 3.2% | 3.0% | 0.2% | |
| Management & Administrative | 0.0% | 0.9% | 4.1% | 2.3% | 2.1% | 0.0% | 0.1% |
| General Support | 0.0% | 6.3% | 6.5% | 5.6% | 5.6% | 0.1% | |
| Patient & Client Care | 1.2% | 0.8% | 9.5% | 6.5% | 5.4% | 0.7% | 0.5% |
| Total June: | 2.2% | 3.0% | 6.8% | 5.6% | 4.7% | 0.1% | 0.8% |
| Medical & Dental | 0.0% | 2.1% | 0.0% | 0.5% | | | 0.5% |
| Nursing & Midwifery | 0.0% | 19.8% | 5.8% | 5.9% | 5.3% | | 0.6% |
| Health & Social Care Professionals | 0.0% | 0.0% | 3.8% | 3.4% | 2.8% | 0.3% | 0.3% |
| Management & Administrative | 0.0% | 1.1% | 4.8% | 2.6% | 2.5% | 0.1% | |
| General Support | 8.7% | 7.1% | 10.7% | 10.0% | 8.0% | 0.3% | 1.8% |
| Patient & Client Care | 4.6% | 0.4% | 9.4% | 7.0% | 5.9% | 0.1% | 1.1% |
| Total May: | 4.6% | 3.3% | 7.8% | 6.7% | 3.9% | 0.1% | 2.6% |
| Medical & Dental | 0.0% | 2.1% | 0.0% | 0.5% | | | 0.5% |
| Nursing & Midwifery | 0.0% | 20.8% | 9.4% | 9.2% | 4.8% | 0.1% | 4.3% |
| Health & Social Care Professionals | 0.0% | 0.0% | 5.1% | 4.6% | 3.6% | | 0.9% |
| Management & Administrative | 0.0% | 1.1% | 5.9% | 3.1% | 2.2% | 0.1% | 0.8% |
| General Support | 8.9% | 8.6% | 8.2% | 8.3% | 4.0% | 0.3% | 4.1% |
| Patient & Client Care | 13.1% | 0.4% | 8.2% | 7.8% | 5.4% | 0.2% | 2.2% |
| Total April: | 5.8% | 3.9% | 10.1% | 8.7% | 4.2% | 0.2% | 4.4% |
| Medical & Dental | 2.5% | 1.6% | 1.6% | 2.0% | 2.0% | | |
| Nursing & Midwifery | 0.0% | 46.4% | 12.0% | 12.4% | 4.9% | 0.1% | 7.4% |
| Health & Social Care Professionals | 0.0% | 0.0% | 10.8% | 9.9% | 2.9% | 0.3% | 6.7% |
| Management & Administrative | 0.0% | 1.1% | 3.5% | 2.0% | 1.6% | 0.1% | 0.3% |
| General Support | 10.5% | 2.7% | 7.1% | 6.9% | 2.8% | 0.2% | 3.9% |
| Patient & Client Care | 14.8% | 0.4% | 13.4% | 11.6% | 7.1% | 0.3% | 4.2% |
| Total March: | 4.3% | 8.3% | 8.7% | 8.0% | 4.8% | 0.3% | 2.8% |
| Medical & Dental | 0.8% | 15.4% | 10.8% | 7.5% | 3.4% | 0.2% | 4.0% |
| Nursing & Midwifery | 0.0% | 37.0% | 8.0% | 8.8% | 4.8% | 0.3% | 3.6% |
| Health & Social Care Professionals | 0.0% | 0.0% | 12.1% | 11.0% | 4.0% | | 7.0% |
| Management & Administrative | 0.0% | 4.7% | 2.7% | 2.5% | 1.1% | 0.2% | 1.2% |
| General Support | 9.9% | 4.3% | 7.8% | 7.6% | 5.1% | 0.7% | 1.8% |
| Patient & Client Care | 11.2% | 2.5% | 11.4% | 9.9% | 7.8% | 0.4% | 1.7% |
| Total February: | 6.6% | 3.6% | 5.0% | 5.1% | 4.6% | 0.5% | |
| Medical & Dental | 2.8% | 6.1% | 0.0% | 2.7% | 2.7% | 0.1% | |
| Nursing & Midwifery | 8.0% | 8.9% | 5.0% | 5.3% | 4.6% | 0.7% | |
| Health & Social Care Professionals | 0.0% | 0.0% | 1.3% | 1.2% | 0.6% | 0.5% | |
| Management & Administrative | 1.8% | 1.7% | 6.0% | 3.8% | 3.7% | 0.1% | |
| General Support | 19.9% | 5.9% | 4.8% | 6.4% | 6.0% | 0.4% | |
| Patient & Client Care | 9.8% | 2.5% | 7.3% | 7.0% | 6.4% | 0.6% | |
| Total January: | 7.1% | 5.0% | 4.6% | 5.1% | 4.4% | 0.7% | |
| Medical & Dental | 4.2% | 9.7% | 0.0% | 4.1% | 4.0% | 0.1% | |
| Nursing & Midwifery | 16.3% | 8.9% | 4.7% | 5.4% | 4.4% | 1.2% | |
| Health & Social Care Professionals | 3.0% | 0.0% | 4.3% | 4.1% | 3.7% | 0.5% | |
| Management & Administrative | 0.0% | 1.6% | 2.6% | 1.7% | 1.7% | 0.0% | |
| General Support | 0.0% | 8.2% | 4.4% | 4.5% | 3.8% | 0.7% | |
| Patient & Client Care | 15.3% | 2.7% | 6.7% | 7.7% | 7.0% | 0.7% | |
| Primary Care: S38 2019 overall | 3.8% | 9.0% | 4.3% | 4.7% | 4.2% | 0.5% | |
| Medical & Dental | 0.3% | 9.9% | 0.8% | 2.4% | 2.1% | 0.3% | |
| Nursing & Midwifery | 3.8% | 19.7% | 3.3% | 4.1% | 3.5% | 0.6% | |
| Health & Social Care Professionals | 6.1% | 0.2% | 2.9% | 3.0% | 2.5% | 0.5% | |
| Management & Administrative | 2.1% | 6.5% | 5.3% | 4.7% | 4.3% | 0.4% | |
| General Support | 6.4% | 17.7% | 6.0% | 7.3% | 6.5% | 0.8% | |
| Patient & Client Care | 6.7% | 0.7% | 5.4% | 5.2% | 4.7% | 0.5% | |
| | | | | | | | |