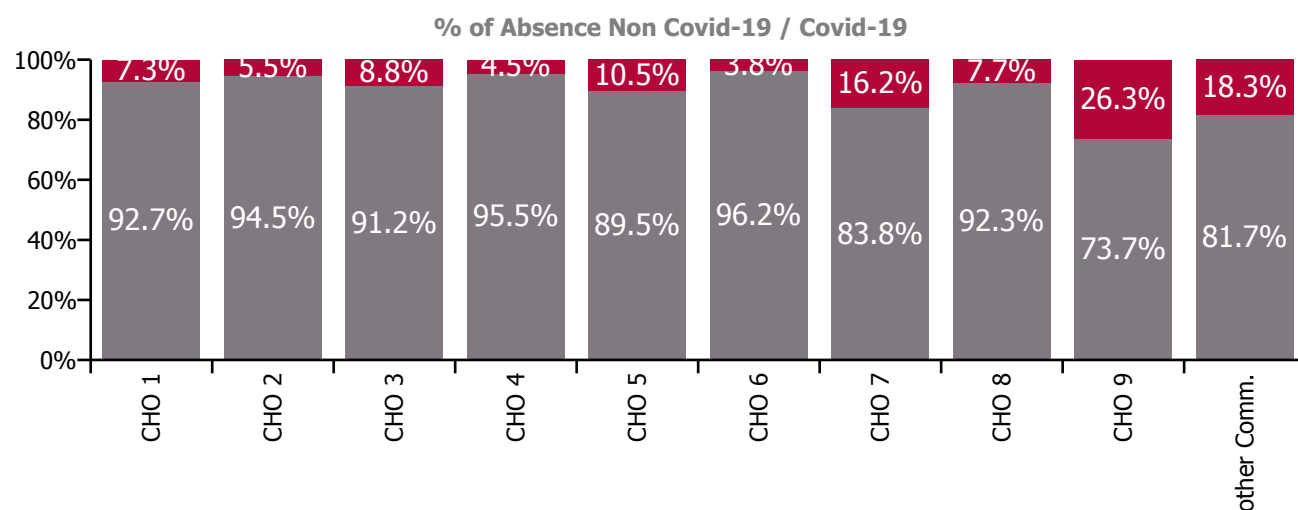
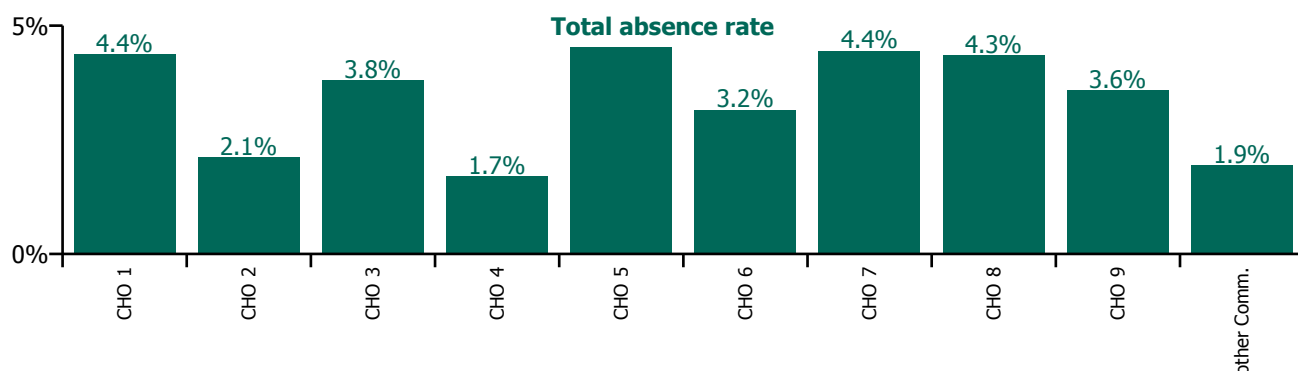


April 2021

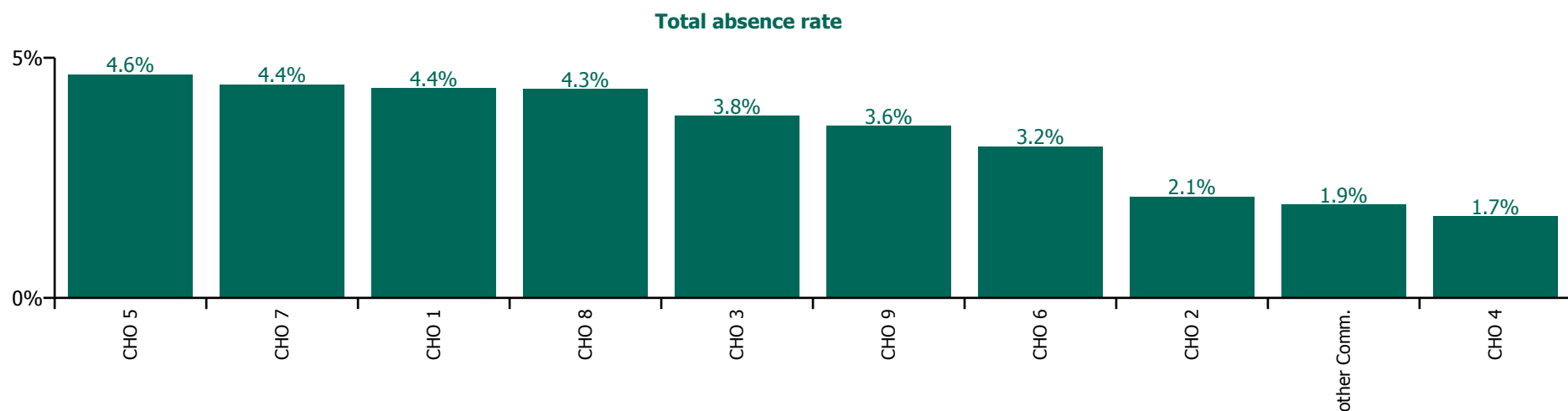
Health Service Absence Rate - by Staff Category: Apr 2021	Certified absence	Self-certified absence	Non Covid-19 absence	Covid-19 absence	Total absence rate	% Non Covid-19 absence	% Covid-19 absence
Primary Care	3.0%	0.2%	3.2%	0.4%	3.6%	88.4%	11.6%
Medical & Dental	2.3%	0.1%	2.5%	0.4%	2.8%	86.9%	13.1%
Nursing & Midwifery	3.5%	0.1%	3.7%	0.5%	4.2%	87.1%	12.9%
Health & Social Care Professionals	2.4%	0.1%	2.5%	0.3%	2.8%	89.3%	10.7%
Management & Administrative	2.9%	0.1%	3.1%	0.3%	3.3%	92.3%	7.7%
General Support	2.9%	0.1%	3.1%	0.5%	3.6%	85.6%	14.4%
Patient & Client Care	3.7%	0.4%	4.1%	0.6%	4.7%	86.5%	13.5%

Health Service Absence Rate - Care Group by CHO: Apr 2021	Certified absence	Self-certified absence	Non Covid-19 absence	Covid-19 absence	Total absence rate	% Non Covid-19 absence	% Covid-19 absence
Primary Care	3.0%	0.2%	3.2%	0.4%	3.6%	88.4%	11.6%
CHO 1	3.9%	0.1%	4.0%	0.3%	4.4%	92.7%	7.3%
CHO 2	1.9%	0.1%	2.0%	0.1%	2.1%	94.5%	5.5%
CHO 3	3.3%	0.2%	3.5%	0.3%	3.8%	91.2%	8.8%
CHO 4	1.5%	0.1%	1.6%	0.1%	1.7%	95.5%	4.5%
CHO 5	3.9%	0.3%	4.2%	0.5%	4.6%	89.5%	10.5%
CHO 6	2.9%	0.1%	3.0%	0.1%	3.2%	96.2%	3.8%
CHO 7	3.4%	0.3%	3.7%	0.7%	4.4%	83.8%	16.2%
CHO 8	3.8%	0.2%	4.0%	0.3%	4.3%	92.3%	7.7%
CHO 9	2.4%	0.3%	2.6%	0.9%	3.6%	73.7%	26.3%
Other Community Services	1.3%	0.3%	1.6%	0.4%	1.9%	81.7%	18.3%

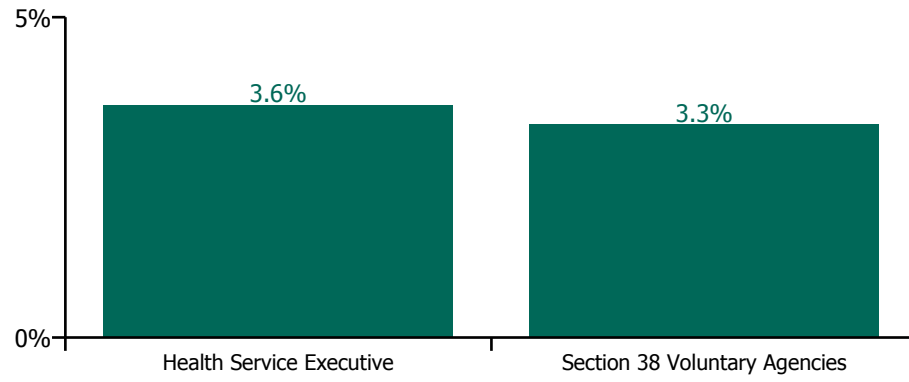


April 2021

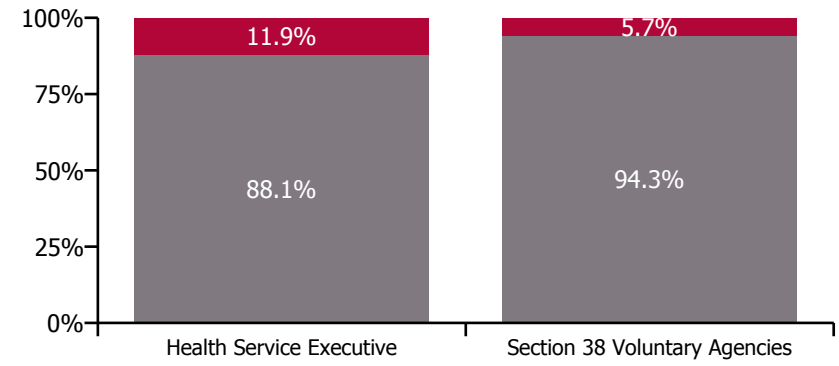
Health Service Absence Rate - by Hospital Group & Staff Category: Apr 2021	Medical & Dental	Nursing & Midwifery	Health & Social Care Professionals	Management & Administrative	General Support	Patient & Client Care	Certified absence	Self-certified absence	Non Covid-19 absence	Covid-19 absence	Total absence rate
Primary Care	2.8%	4.2%	2.8%	3.3%	3.6%	4.7%	3.0%	0.2%	3.2%	0.4%	3.6%
CHO 1	0.9%	6.6%	3.8%	4.7%	2.3%	3.2%	3.9%	0.1%	4.0%	0.3%	4.4%
CHO 2	3.8%	2.0%	2.1%	2.1%	0.1%	2.2%	1.9%	0.1%	2.0%	0.1%	2.1%
CHO 3	1.1%	3.5%	5.6%	4.0%	5.6%	3.1%	3.3%	0.2%	3.5%	0.3%	3.8%
CHO 4	1.7%	1.9%	1.0%	0.8%	0.0%	3.9%	1.5%	0.1%	1.6%	0.1%	1.7%
CHO 5	3.8%	5.8%	4.1%	4.4%	4.5%	4.0%	3.9%	0.3%	4.2%	0.5%	4.6%
CHO 6	2.9%	4.4%	3.0%	1.9%	1.1%	4.1%	2.9%	0.1%	3.0%	0.1%	3.2%
CHO 7	4.7%	4.1%	3.4%	3.9%	5.9%	5.9%	3.4%	0.3%	3.7%	0.7%	4.4%
CHO 8	1.7%	5.2%	3.3%	3.9%	11.3%	5.9%	3.8%	0.2%	4.0%	0.3%	4.3%
CHO 9	4.0%	4.2%	1.5%	3.7%	0.0%	6.3%	2.4%	0.3%	2.6%	0.9%	3.6%
Other Community Services	5.4%	1.6%	0.0%	0.3%	7.9%	8.3%	1.3%	0.3%	1.6%	0.4%	1.9%



Total absence rate



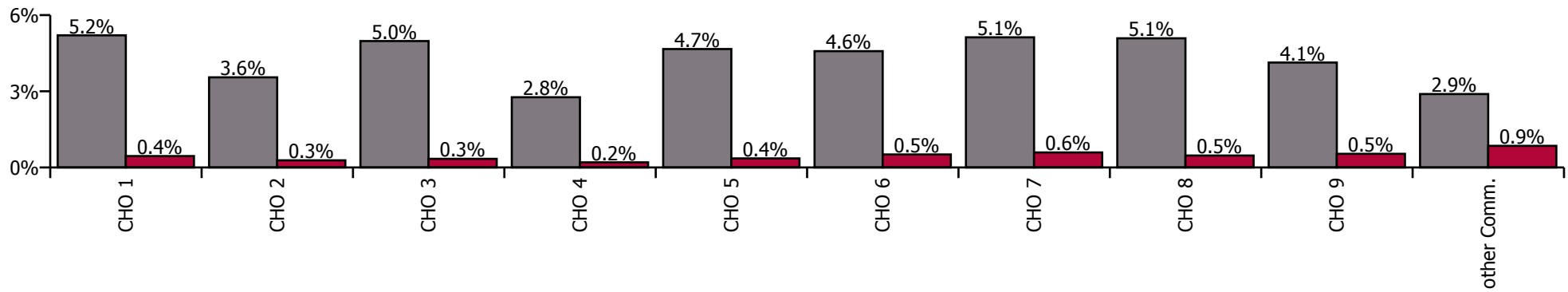
Non Covid-19 & Covid-19 Absence



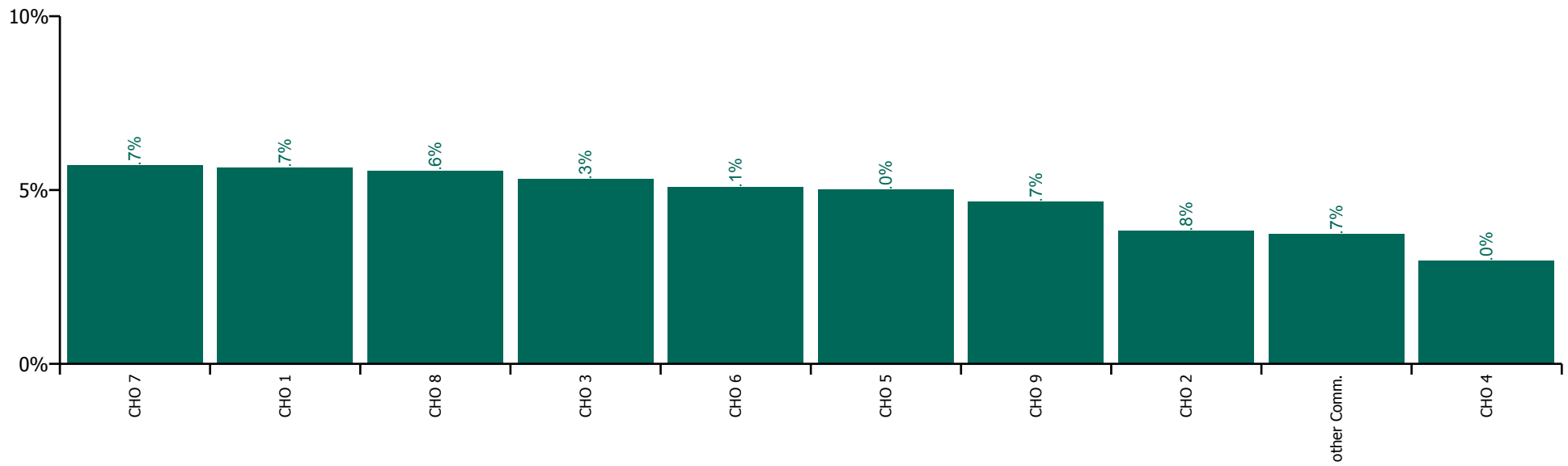
April 2021

Health Service Absence Rate by Hospital: Apr 2021	Medical & Dental	Nursing & Midwifery	Health & Social Care Professionals	Management & Administrative	General Support	Patient & Client Care	Certified absence	Self-certified absence	Non Covid-19 absence	Covid-19 absence	Total absence rate
Primary Care	3.1%	5.7%	4.0%	4.9%	5.1%	6.2%	4.1%	0.3%	4.4%	0.4%	4.9%
Health Service Executive	2.8%	7.4%	5.0%	5.4%	5.4%	5.4%	4.9%	0.3%	5.2%	0.4%	5.7%
CHO 1	2.8%	7.4%	5.0%	5.4%	5.4%	5.4%	4.9%	0.3%	5.2%	0.4%	5.7%
Health Service Executive	2.5%	5.0%	3.8%	3.8%	1.0%	3.1%	3.4%	0.2%	3.6%	0.3%	3.8%
CHO 2	2.5%	5.0%	3.8%	3.8%	1.0%	3.1%	3.4%	0.2%	3.6%	0.3%	3.8%
Health Service Executive	4.4%	5.7%	4.4%	6.0%	3.4%	5.4%	4.7%	0.3%	5.0%	0.3%	5.3%
CHO 3	4.4%	5.7%	4.4%	6.0%	3.4%	5.4%	4.7%	0.3%	5.0%	0.3%	5.3%
Health Service Executive	2.4%	3.2%	2.5%	3.0%	0.5%	3.9%	2.5%	0.2%	2.7%	0.2%	2.9%
Section 38 Voluntary Agencies	1.2%	4.0%	3.1%	2.2%	4.4%	6.5%	2.9%	0.6%	3.5%	0.1%	3.6%
CHO 4	2.3%	3.2%	2.5%	2.9%	3.4%	4.6%	2.5%	0.3%	2.8%	0.2%	3.0%
Health Service Executive	3.8%	6.0%	4.7%	4.7%	2.7%	5.7%	4.3%	0.3%	4.7%	0.4%	5.0%
CHO 5	3.8%	6.0%	4.7%	4.7%	2.7%	5.7%	4.3%	0.3%	4.7%	0.4%	5.0%
Health Service Executive	4.6%	5.9%	4.2%	4.9%	5.1%	6.7%	4.3%	0.4%	4.6%	0.5%	5.2%
Section 38 Voluntary Agencies	4.7%	16.8%	0.4%	3.2%	7.5%	1.9%	3.8%	0.5%	4.2%	0.5%	4.7%
CHO 6	4.6%	6.3%	4.1%	4.6%	6.3%	5.0%	4.2%	0.4%	4.6%	0.5%	5.1%
Health Service Executive	4.1%	5.8%	4.2%	6.3%	9.9%	8.5%	4.9%	0.4%	5.3%	0.6%	5.9%
Section 38 Voluntary Agencies	0.9%	4.9%	3.4%	3.8%	6.9%	7.1%	4.4%	0.4%	4.8%	0.5%	5.3%
CHO 7	3.6%	5.5%	4.1%	5.9%	7.9%	8.0%	4.7%	0.4%	5.1%	0.6%	5.7%
Health Service Executive	2.2%	7.4%	4.5%	5.4%	5.6%	6.3%	4.7%	0.3%	5.1%	0.5%	5.6%
CHO 8	2.2%	7.4%	4.5%	5.4%	5.6%	6.3%	4.7%	0.3%	5.1%	0.5%	5.6%
Health Service Executive	3.4%	5.0%	3.5%	5.5%	5.8%	7.7%	3.8%	0.3%	4.1%	0.5%	4.7%
CHO 9	3.4%	5.0%	3.5%	5.5%	5.8%	7.7%	3.8%	0.3%	4.1%	0.5%	4.7%
Other Community Services	4.0%	2.5%	5.4%	1.7%	3.6%	8.4%	2.6%	0.2%	2.9%	0.9%	3.7%

Non Covid-19 / Covid-19 absence rates



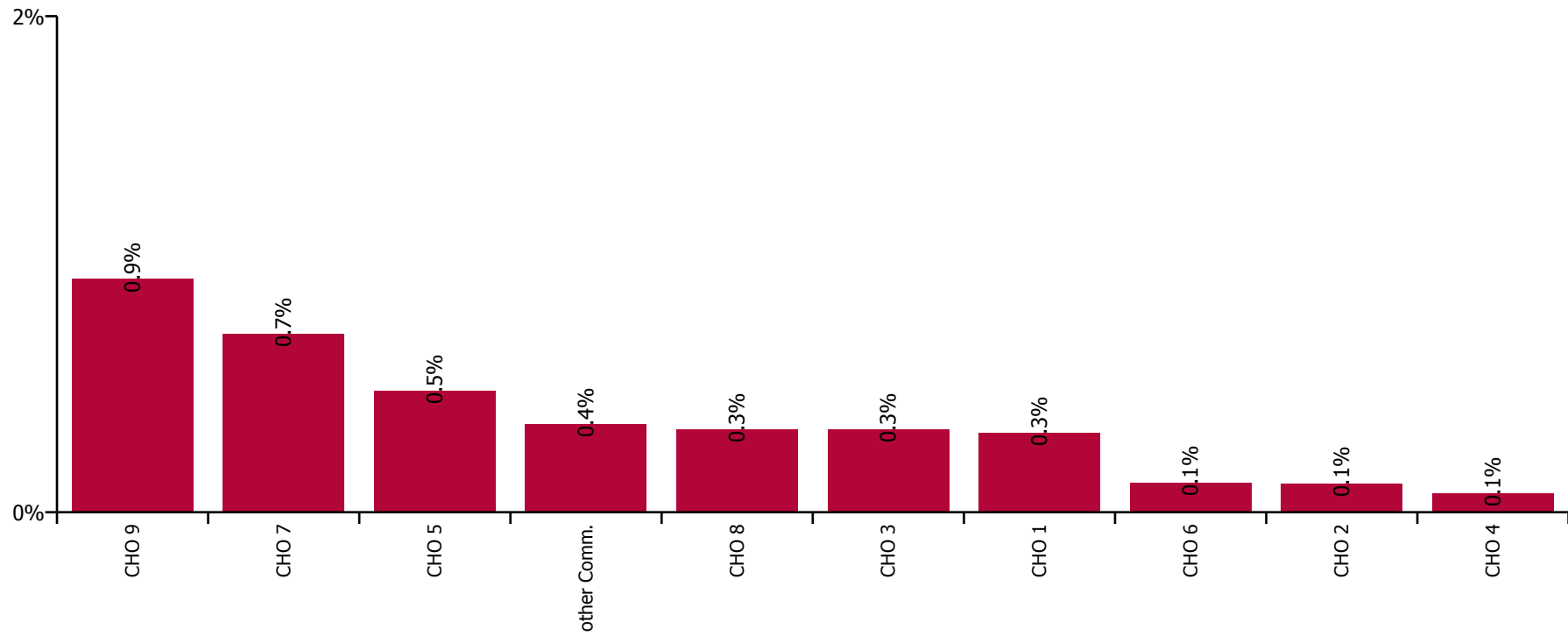
Total absence rate



April 2021

Health Service Covid-19 Absence Rate - by Staff Category & Hospital: Apr 2021	Medical & Dental	Nursing & Midwifery	Health & Social Care Professionals	Management & Administrative	General Support	Patient & Client Care	Covid-19 absence	Non Covid-19 absence	Total absence rate
Primary Care	0.4%	0.5%	0.3%	3.3%	0.5%	0.6%	0.4%	3.2%	3.6%
Health Service Executive	0.1%	0.7%	0.0%	4.7%	0.0%	0.4%	0.3%	4.0%	4.4%
CHO 1	0.1%	0.7%	0.0%	4.7%	0.0%	0.4%	0.3%	4.0%	4.4%
Health Service Executive	0.0%	0.1%	0.4%	2.1%	0.0%	0.0%	0.1%	2.0%	2.1%
CHO 2	0.0%	0.1%	0.4%	2.1%	0.0%	0.0%	0.1%	2.0%	2.1%
Health Service Executive	0.0%	0.3%	0.7%	4.0%	0.0%	0.3%	0.3%	3.5%	3.8%
CHO 3	0.0%	0.3%	0.7%	4.0%	0.0%	0.3%	0.3%	3.5%	3.8%
Health Service Executive	0.0%	0.2%	0.0%	0.8%	0.0%	0.2%	0.1%	1.6%	1.7%
Section 38 Voluntary Agencies	0.0%	0.0%	0.0%	0.6%	0.0%	0.0%	0.0%	1.9%	1.9%
CHO 4	0.0%	0.2%	0.0%	0.8%	0.0%	0.1%	0.1%	1.6%	1.7%
Health Service Executive	1.1%	0.7%	0.5%	4.4%	0.0%	0.2%	0.5%	4.2%	4.6%
CHO 5	1.1%	0.7%	0.5%	4.4%	0.0%	0.2%	0.5%	4.2%	4.6%
Health Service Executive	0.1%	0.0%	0.1%	2.0%	0.0%	0.0%	0.1%	3.3%	3.3%
Section 38 Voluntary Agencies	2.1%	5.4%	0.0%	1.0%	0.0%	0.0%	0.6%	1.0%	1.6%
CHO 6	0.4%	0.1%	0.1%	1.9%	0.0%	0.0%	0.1%	3.0%	3.2%
Health Service Executive	0.4%	1.4%	0.4%	4.2%	3.8%	0.9%	0.9%	3.7%	4.6%
Section 38 Voluntary Agencies	0.0%	0.1%	0.0%	2.2%	0.2%	0.3%	0.2%	3.8%	3.9%
CHO 7	0.3%	1.0%	0.4%	3.9%	1.6%	0.7%	0.7%	3.7%	4.4%
Health Service Executive	0.0%	0.5%	0.1%	3.9%	1.6%	0.3%	0.3%	4.0%	4.3%
CHO 8	0.0%	0.5%	0.1%	3.9%	1.6%	0.3%	0.3%	4.0%	4.3%
Health Service Executive	1.1%	0.9%	0.6%	3.7%	0.0%	2.7%	0.9%	2.6%	3.6%
CHO 9	1.1%	0.9%	0.6%	3.7%	0.0%	2.7%	0.9%	2.6%	3.6%
Other Community Services	3.3%	0.0%	0.0%	0.3%	0.0%	0.0%	0.4%	1.6%	1.9%

Covid-19 absence rate



April 2021

Health Service Absence Rate - by Staff Category: Apr 2021	Certified absence	Self- certified absence	Non Covid-19 absence	Covid-19 absence	Total absence rate	% Non Covid-19 absence	% Covid-19 absence
HSE Primary Care CHO 1	3.9%	0.1%	4.0%	0.3%	4.4%	92.7%	7.3%
Medical & Dental	0.7%	0.1%	0.7%	0.1%	0.9%	86.9%	13.1%
Nursing & Midwifery	5.8%	0.1%	6.0%	0.7%	6.6%	89.9%	10.1%
Health & Social Care Professionals	3.7%	0.1%	3.8%	0.0%	3.8%	100.0%	0.0%
Management & Administrative	4.3%	0.1%	4.4%	0.3%	4.7%	92.6%	7.4%
General Support	2.2%	0.1%	2.3%	0.0%	2.3%	100.0%	0.0%
Patient & Client Care	2.6%	0.3%	2.9%	0.4%	3.2%	88.2%	11.8%

April 2021

Health Service Absence Rate - by Staff Category: Apr 2021	Certified absence	Self- certified absence	Non Covid-19 absence	Covid-19 absence	Total absence rate	% Non Covid-19 absence	% Covid-19 absence
HSE Primary Care CHO 2	1.9%	0.1%	2.0%	0.1%	2.1%	94.5%	5.5%
Medical & Dental	3.7%	0.1%	3.8%	0.0%	3.8%	100.0%	0.0%
Nursing & Midwifery	1.9%	0.0%	1.9%	0.1%	2.0%	96.1%	3.9%
Health & Social Care Professionals	1.7%	0.1%	1.8%	0.4%	2.1%	82.9%	17.1%
Management & Administrative	2.0%	0.1%	2.1%	0.0%	2.1%	100.0%	0.0%
General Support	0.1%	0.0%	0.1%	0.0%	0.1%	100.0%	0.0%
Patient & Client Care	2.1%	0.1%	2.2%	0.0%	2.2%	100.0%	0.0%

April 2021

Health Service Absence Rate - by Staff Category: Apr 2021	Certified absence	Self- certified absence	Non Covid-19 absence	Covid-19 absence	Total absence rate	% Non Covid-19 absence	% Covid-19 absence
HSE Primary Care CHO 3	3.3%	0.2%	3.5%	0.3%	3.8%	91.2%	8.8%
Medical & Dental	0.8%	0.3%	1.1%	0.0%	1.1%	100.0%	0.0%
Nursing & Midwifery	3.2%	0.1%	3.3%	0.3%	3.5%	92.7%	7.3%
Health & Social Care Professionals	4.7%	0.2%	4.9%	0.7%	5.6%	86.7%	13.3%
Management & Administrative	3.5%	0.1%	3.6%	0.4%	4.0%	91.1%	8.9%
General Support	5.6%	0.0%	5.6%	0.0%	5.6%	100.0%	0.0%
Patient & Client Care	2.5%	0.3%	2.8%	0.3%	3.1%	90.2%	9.8%

April 2021

Health Service Absence Rate - by Staff Category: Apr 2021	Certified absence	Self- certified absence	Non Covid-19 absence	Covid-19 absence	Total absence rate	% Non Covid-19 absence	% Covid-19 absence
HSE Primary Care CHO 4	1.5%	0.1%	1.6%	0.1%	1.7%	95.5%	4.5%
Medical & Dental	1.6%	0.1%	1.7%	0.0%	1.7%	100.0%	0.0%
Nursing & Midwifery	1.7%	0.0%	1.7%	0.2%	1.9%	90.9%	9.1%
Health & Social Care Professionals	0.9%	0.1%	1.0%	0.0%	1.0%	96.7%	3.3%
Management & Administrative	0.7%	0.1%	0.8%	0.0%	0.8%	94.3%	5.7%
General Support	0.0%	0.0%	0.0%	0.0%	0.0%		#DIV/0
Patient & Client Care	3.6%	0.2%	3.8%	0.1%	3.9%	96.6%	3.4%

April 2021

Health Service Absence Rate - by Staff Category: Apr 2021	Certified absence	Self- certified absence	Non Covid-19 absence	Covid-19 absence	Total absence rate	% Non Covid-19 absence	% Covid-19 absence
HSE Primary Care CHO 5	3.9%	0.3%	4.2%	0.5%	4.6%	89.5%	10.5%
Medical & Dental	2.5%	0.2%	2.7%	1.1%	3.8%	71.0%	29.0%
Nursing & Midwifery	4.9%	0.2%	5.1%	0.7%	5.8%	87.8%	12.2%
Health & Social Care Professionals	3.4%	0.2%	3.6%	0.5%	4.1%	87.3%	12.7%
Management & Administrative	4.1%	0.2%	4.3%	0.1%	4.4%	97.3%	2.7%
General Support	4.5%	0.0%	4.5%	0.0%	4.5%	100.0%	0.0%
Patient & Client Care	3.3%	0.6%	3.9%	0.2%	4.0%	96.0%	4.0%

April 2021

Health Service Absence Rate - by Staff Category: Apr 2021	Certified absence	Self- certified absence	Non Covid-19 absence	Covid-19 absence	Total absence rate	% Non Covid-19 absence	% Covid-19 absence
HSE Primary Care CHO 6	2.9%	0.1%	3.0%	0.1%	3.2%	96.2%	3.8%
Medical & Dental	2.5%	0.0%	2.5%	0.4%	2.9%	86.0%	14.0%
Nursing & Midwifery	4.1%	0.1%	4.3%	0.1%	4.4%	97.2%	2.8%
Health & Social Care Professionals	2.8%	0.1%	2.9%	0.1%	3.0%	97.9%	2.1%
Management & Administrative	1.6%	0.2%	1.8%	0.1%	1.9%	92.9%	7.1%
General Support	1.1%	0.1%	1.1%	0.0%	1.1%	100.0%	0.0%
Patient & Client Care	4.0%	0.1%	4.1%	0.0%	4.1%	100.0%	0.0%

April 2021

Health Service Absence Rate - by Staff Category: Apr 2021	Certified absence	Self- certified absence	Non Covid-19 absence	Covid-19 absence	Total absence rate	% Non Covid-19 absence	% Covid-19 absence
HSE Primary Care CHO 7	3.4%	0.3%	3.7%	0.7%	4.4%	83.8%	16.2%
Medical & Dental	4.1%	0.2%	4.3%	0.3%	4.7%	92.9%	7.1%
Nursing & Midwifery	2.9%	0.2%	3.1%	1.0%	4.1%	76.4%	23.6%
Health & Social Care Professionals	2.9%	0.2%	3.0%	0.4%	3.4%	88.7%	11.3%
Management & Administrative	3.1%	0.3%	3.3%	0.5%	3.9%	86.1%	13.9%
General Support	4.1%	0.3%	4.4%	1.6%	5.9%	73.7%	26.3%
Patient & Client Care	4.7%	0.5%	5.2%	0.7%	5.9%	88.0%	12.0%

April 2021

Health Service Absence Rate - by Staff Category: Apr 2021	Certified absence	Self- certified absence	Non Covid-19 absence	Covid-19 absence	Total absence rate	% Non Covid-19 absence	% Covid-19 absence
HSE Primary Care CHO 8	3.8%	0.2%	4.0%	0.3%	4.3%	92.3%	7.7%
Medical & Dental	1.7%	0.0%	1.7%	0.0%	1.7%	100.0%	0.0%
Nursing & Midwifery	4.6%	0.1%	4.7%	0.5%	5.2%	90.5%	9.5%
Health & Social Care Professionals	3.0%	0.1%	3.2%	0.1%	3.3%	97.1%	2.9%
Management & Administrative	3.4%	0.1%	3.5%	0.4%	3.9%	89.5%	10.5%
General Support	9.2%	0.5%	9.7%	1.6%	11.3%	85.9%	14.1%
Patient & Client Care	5.0%	0.5%	5.6%	0.3%	5.9%	94.2%	5.8%

April 2021

Health Service Absence Rate - by Staff Category: Apr 2021	Certified absence	Self- certified absence	Non Covid-19 absence	Covid-19 absence	Total absence rate	% Non Covid-19 absence	% Covid-19 absence
HSE Primary Care CHO 9	2.4%	0.3%	2.6%	0.9%	3.6%	73.7%	26.3%
Medical & Dental	2.6%	0.2%	2.9%	1.1%	4.0%	71.6%	28.4%
Nursing & Midwifery	3.1%	0.2%	3.3%	0.9%	4.2%	78.7%	21.3%
Health & Social Care Professionals	0.7%	0.2%	0.9%	0.6%	1.5%	59.0%	41.0%
Management & Administrative	3.4%	0.1%	3.5%	0.2%	3.7%	94.0%	6.0%
General Support	0.0%	0.0%	0.0%	0.0%	0.0%		#DIV/0
Patient & Client Care	2.8%	0.8%	3.5%	2.7%	6.3%	56.5%	43.5%

April 2021

Health Service Absence Rate - by Staff Category: Apr 2021	Certified absence	Self- certified absence	Non Covid-19 absence	Covid-19 absence	Total absence rate	% Non Covid-19 absence	% Covid-19 absence
HSE Primary Care Other Community Services	1.3%	0.3%	1.6%	0.4%	1.9%	81.7%	18.3%
Medical & Dental	1.0%	1.0%	2.0%	3.3%	5.4%	37.6%	62.4%
Nursing & Midwifery	1.6%	0.0%	1.6%	0.0%	1.6%	100.0%	0.0%
Health & Social Care Professionals	0.0%	0.0%	0.0%	0.0%	0.0%		#DIV/0
Management & Administrative	0.2%	0.2%	0.3%	0.0%	0.3%	100.0%	0.0%
General Support	7.9%	0.0%	7.9%	0.0%	7.9%	100.0%	0.0%
Patient & Client Care	7.5%	0.8%	8.3%	0.0%	8.3%	100.0%	0.0%

April 2021

Cork Dental Hospital absence by Staff Category	Certified absence	Self-certified absence	Non Covid-19 absence	Covid-19 absence	Total absence rate	% Non Covid-19 absence	% Covid-19 absence
Cork Dental Hospital (CHO 4)	1.9%	0.0%	1.9%	0.0%	1.9%	100.0%	0.0%
Medical & Dental	2.0%	0.0%	2.0%	0.0%	2.0%	100.0%	0.0%
Nursing & Midwifery	0.0%	0.0%	0.0%	0.0%	0.0%		#DIV/0
Health & Social Care Professionals	0.0%	0.0%	0.0%	0.0%	0.0%		#DIV/0
Management & Administrative	0.6%	0.0%	0.6%	0.0%	0.6%	100.0%	0.0%
General Support	0.0%	0.0%	0.0%	0.0%	0.0%		
Patient & Client Care	4.6%	0.2%	4.7%	0.0%	4.7%	100.0%	0.0%

April 2021

Dublin Dental Hospital absence by Staff Category	Certified absence	Self-certified absence	Non Covid-19 absence	Covid-19 absence	Total absence rate	% Non Covid-19 absence	% Covid-19 absence
Dublin Dental Hospital (CHO 6)	1.0%	0.0%	1.0%	0.6%	1.6%	60.0%	40.0%
Medical & Dental	0.0%	0.0%	0.0%	2.1%	2.1%	0.0%	100.0%
Nursing & Midwifery	5.4%	0.0%	5.4%	5.4%	10.9%	50.0%	50.0%
Health & Social Care Professionals	0.0%	0.0%	0.0%	0.0%	0.0%		#DIV/0
Management & Administrative	1.0%	0.0%	1.0%	0.0%	1.0%	100.0%	0.0%
General Support	2.2%	0.0%	2.2%	0.0%	2.2%	100.0%	0.0%
Patient & Client Care	0.0%	0.0%	0.0%	0.0%	0.0%		#DIV/0

April 2021

Our Lady's Hospice & Care Services absence by Staff Category	Certified absence	Self-certified absence	Non Covid-19 absence	Covid-19 absence	Total absence rate	% Non Covid-19 absence	% Covid-19 absence
Our Lady's Hospice & Care Services (CHO 7)	3.4%	0.3%	3.8%	0.2%	3.9%	96.0%	4.0%
Medical & Dental	2.2%	0.0%	2.2%	0.0%	2.2%	100.0%	0.0%
Nursing & Midwifery	2.6%	0.4%	3.0%	0.1%	3.2%	95.5%	4.5%
Health & Social Care Professionals	2.2%	0.0%	2.2%	0.0%	2.3%	98.1%	1.9%
Management & Administrative	2.2%	0.0%	2.2%	0.0%	2.2%	100.0%	0.0%
General Support	3.3%	0.4%	3.7%	0.2%	3.9%	94.2%	5.8%
Patient & Client Care	6.4%	0.6%	7.0%	0.3%	7.3%	95.9%	4.1%

Primary Care

Year/ month	Medical & Dental	Nursing & Midwifery	Health & Social Care Professionals	Management & Administrative	General Support	Patient & Client Care	Certified absence	Self-certified absence	Non Covid-19 absence	Covid-19 absence	Total absence rate
2021	3.2%	5.7%	3.7%	4.1%	5.3%	5.9%	3.3%	0.2%	3.5%	1.2%	4.7%
Apr 2021	2.8%	4.2%	2.8%	3.3%	3.6%	4.7%	3.0%	0.2%	3.2%	0.4%	3.6%
Mar 2021	3.3%	4.3%	3.2%	3.3%	3.7%	4.4%	3.0%	0.2%	3.2%	0.5%	3.7%
Feb 2021	3.3%	5.8%	3.8%	4.0%	5.1%	5.9%	3.4%	0.3%	3.6%	1.1%	4.7%
Jan 2021	3.4%	8.5%	5.3%	6.1%	8.9%	8.5%	3.8%	0.1%	3.9%	2.9%	6.8%
2020	3.5%	6.3%	4.6%	5.0%	5.3%	7.0%	4.2%	0.2%	4.4%	1.0%	5.4%
Dec 2020	3.1%	5.7%	4.5%	4.1%	5.3%	5.7%	3.7%	0.2%	3.9%	1.0%	4.8%
Nov 2020	3.4%	5.7%	3.5%	4.0%	4.8%	5.6%	3.7%	0.2%	3.9%	0.7%	4.5%
Oct 2020	3.8%	6.6%	4.0%	5.0%	5.2%	7.6%	4.0%	0.2%	4.2%	1.1%	5.4%
Sep 2020	3.2%	6.0%	4.5%	4.7%	5.2%	7.6%	4.2%	0.2%	4.4%	0.8%	5.2%
Aug 2020	3.2%	5.5%	4.2%	4.4%	4.4%	7.8%	4.3%	0.2%	4.5%	0.4%	4.9%
Jul 2020	2.6%	5.3%	4.1%	3.7%	4.1%	6.3%	3.9%	0.2%	4.1%	0.3%	4.4%
Jun 2020	2.6%	5.2%	3.3%	3.8%	5.0%	5.5%	3.6%	0.1%	3.8%	0.5%	4.2%
May 2020	2.5%	6.6%	3.8%	4.5%	4.8%	5.7%	3.7%	0.1%	3.8%	1.1%	4.9%
Apr 2020	5.2%	10.1%	7.0%	7.0%	5.8%	9.7%	4.6%	0.1%	4.7%	3.3%	7.9%
Mar 2020	6.0%	8.9%	7.6%	7.2%	7.7%	9.9%	5.1%	0.3%	5.4%	2.7%	8.0%
Feb 2020	3.3%	5.1%	4.1%	5.3%	5.8%	6.5%	4.5%	0.4%	4.9%		4.9%
Jan 2020	3.5%	5.1%	4.6%	6.1%	5.1%	7.0%	4.9%	0.4%	5.3%		5.3%
2019	2.8%	5.5%	3.7%	5.0%	5.2%	6.3%	4.3%	0.4%	4.7%		4.7%
Dec 2019	3.6%	5.8%	4.4%	6.2%	5.0%	7.8%	5.0%	0.5%	5.5%		5.5%
Nov 2019	2.8%	5.4%	3.8%	5.8%	5.0%	6.8%	4.6%	0.4%	5.0%		5.0%
Oct 2019	2.6%	5.6%	3.7%	5.5%	5.0%	6.7%	4.5%	0.4%	4.9%		4.9%
Sep 2019	2.2%	5.0%	3.6%	5.0%	7.6%	6.5%	4.3%	0.3%	4.7%		4.7%
Aug 2019	2.9%	5.8%	3.7%	4.8%	5.4%	5.7%	4.5%	0.2%	4.8%		4.8%
Jul 2019	2.9%	5.0%	3.5%	4.4%	5.0%	6.2%	4.2%	0.2%	4.4%		4.4%
Jun 2019	3.2%	5.2%	3.7%	3.9%	4.9%	5.9%	4.1%	0.3%	4.4%		4.4%
May 2019	2.6%	5.5%	3.5%	4.4%	4.6%	5.9%	4.2%	0.3%	4.5%		4.5%
Apr 2019	2.8%	4.7%	3.6%	4.7%	5.4%	6.8%	4.2%	0.4%	4.5%		4.5%
Mar 2019	2.7%	4.9%	3.6%	4.9%	4.7%	6.2%	4.2%	0.4%	4.5%		4.5%
Feb 2019	2.7%	6.9%	3.4%	4.6%	5.7%	6.1%	4.1%	0.8%	5.0%		5.0%
Jan 2019	2.5%	5.8%	3.8%	5.6%	4.6%	5.5%	3.6%	0.6%	4.2%		4.2%
2018	2.9%	5.2%	3.9%	5.1%	4.7%	5.4%	4.3%	0.3%	4.6%		4.6%

Primary Care

Year/ month	CHO 1	CHO 2	CHO 3	CHO 4	CHO 5	CHO 6	CHO 7	CHO 8	CHO 9	other Comm.	Community Services absence rate	Certified absence	Self-certified absence	Non Covid-19 absence	Covid-19 absence	Total absence rate
2021	5.3%	3.1%	4.3%	2.8%	5.7%	4.0%	5.7%	5.6%	4.8%	3.5%	4.7%	3.3%	0.2%	3.5%	1.2%	4.7%
Apr 2021	4.4%	2.1%	3.8%	1.7%	4.6%	3.2%	4.4%	4.3%	3.6%	1.9%	3.6%	3.0%	0.2%	3.2%	0.4%	3.62%
Mar 2021	4.3%	2.3%	3.1%	2.3%	5.0%	2.9%	4.5%	4.1%	4.0%	2.7%	3.7%	3.0%	0.2%	3.2%	0.5%	3.71%
Feb 2021	4.8%	3.3%	4.1%	3.5%	5.7%	3.9%	5.9%	5.6%	4.7%	3.0%	4.7%	3.4%	0.3%	3.6%	1.1%	4.71%
Jan 2021	7.9%	5.1%	6.2%	3.6%	7.6%	6.3%	8.0%	8.4%	6.8%	6.7%	6.8%	3.8%	0.1%	3.9%	2.9%	6.81%
2020	5.6%	4.2%	5.6%	3.1%	5.2%	5.5%	7.1%	6.0%	5.3%	3.8%	5.4%	4.2%	0.2%	4.4%	1.0%	5.4%
Dec 2020	5.1%	3.9%	5.1%	2.1%	5.1%	3.9%	6.8%	5.5%	5.2%	4.1%	4.8%	3.7%	0.2%	3.9%	1.0%	4.82%
Nov 2020	4.7%	3.9%	4.3%	2.8%	4.7%	3.9%	6.1%	4.6%	4.5%	4.2%	4.5%	3.7%	0.2%	3.9%	0.7%	4.53%
Oct 2020	6.4%	4.7%	4.1%	2.7%	5.4%	4.7%	7.5%	6.1%	4.7%	6.5%	5.4%	4.0%	0.2%	4.2%	1.1%	5.36%
Sep 2020	6.0%	3.5%	4.5%	3.0%	4.8%	4.7%	7.6%	5.7%	4.9%	3.3%	5.2%	4.2%	0.2%	4.4%	0.8%	5.21%
Aug 2020	5.1%	3.8%	5.5%	2.6%	5.1%	4.2%	6.9%	5.4%	4.9%	2.6%	4.9%	4.3%	0.2%	4.5%	0.4%	4.90%
Jul 2020	4.5%	3.3%	4.3%	2.3%	5.4%	4.7%	6.5%	4.8%	4.2%	1.8%	4.4%	3.9%	0.2%	4.1%	0.3%	4.42%
Jun 2020	4.5%	3.0%	4.1%	2.6%	4.3%	3.8%	6.1%	4.8%	3.7%	2.0%	4.2%	3.6%	0.1%	3.8%	0.5%	4.22%
May 2020	5.1%	3.5%	5.1%	3.3%	4.6%	5.6%	6.1%	5.5%	4.8%	1.5%	4.9%	3.7%	0.1%	3.8%	1.1%	4.88%
Apr 2020	7.7%	6.7%	8.2%	5.5%	7.5%	8.3%	9.6%	8.9%	8.3%	4.8%	7.9%	4.6%	0.1%	4.7%	3.3%	7.92%
Mar 2020	8.5%	6.8%	9.3%	3.4%	6.6%	11.3%	9.9%	8.5%	9.2%	7.5%	8.0%	5.1%	0.3%	5.4%	2.7%	8.02%
Feb 2020	4.8%	3.1%	5.7%	3.7%	4.8%	5.7%	5.8%	5.6%	5.1%	4.9%	4.9%	4.5%	0.4%	4.9%		4.90%
Jan 2020	5.1%	4.0%	6.7%	3.4%	4.6%	6.9%	5.9%	6.7%	5.7%	2.7%	5.3%	4.9%	0.4%	5.3%		5.28%
2019	5.8%	3.9%	5.2%	2.8%	5.1%	5.5%	5.4%	5.4%	3.9%		4.7%	4.3%	0.4%	4.7%		4.7%
Dec 2019	5.2%	4.6%	6.4%	3.8%	5.9%	6.0%	5.9%	7.0%	5.6%		5.5%	5.0%	0.5%	5.5%		5.52%
Nov 2019	5.0%	4.1%	5.1%	3.5%	5.1%	6.2%	5.8%	5.8%	5.0%		5.0%	4.6%	0.4%	5.0%		5.01%
Oct 2019	4.5%	4.5%	6.2%	3.1%	4.4%	6.5%	6.0%	5.6%	4.9%		4.9%	4.5%	0.4%	4.9%		4.92%
Sep 2019	5.1%	3.9%	5.0%	2.8%	4.8%	4.7%	6.0%	4.9%	4.7%		4.7%	4.3%	0.3%	4.7%		4.68%
Aug 2019	6.2%	3.9%	5.3%	2.4%	5.4%	5.5%	5.7%	5.6%	4.1%		4.8%	4.5%	0.2%	4.8%		4.77%
Jul 2019	6.0%	3.1%	5.1%	2.3%	5.3%	5.9%	5.6%	4.5%	3.4%		4.4%	4.2%	0.2%	4.4%		4.41%
Jun 2019	6.2%	3.2%	5.3%	2.6%	5.7%	4.6%	5.2%	4.6%	3.2%		4.4%	4.1%	0.3%	4.4%		4.39%
May 2019	5.3%	3.8%	5.2%	2.4%	5.4%	5.6%	4.4%	4.3%	5.8%		4.5%	4.2%	0.3%	4.5%		4.47%
Apr 2019	5.5%	3.9%	5.0%	2.7%	4.6%	5.5%	5.3%	5.1%	3.9%		4.5%	4.2%	0.4%	4.5%		4.53%
Mar 2019	6.2%	3.6%	4.2%	2.6%	4.7%	5.7%	5.3%	4.5%	4.9%		4.5%	4.2%	0.4%	4.5%		4.54%
Feb 2019	7.1%	3.9%	4.9%	3.0%	5.3%	5.7%	5.4%	6.6%	3.4%		5.0%	4.1%	0.8%	5.0%		4.99%
Jan 2019	7.2%	4.2%	5.0%	2.9%	5.1%	4.6%	4.8%	6.2%	1.8%		4.2%	3.6%	0.6%	4.2%		4.15%

