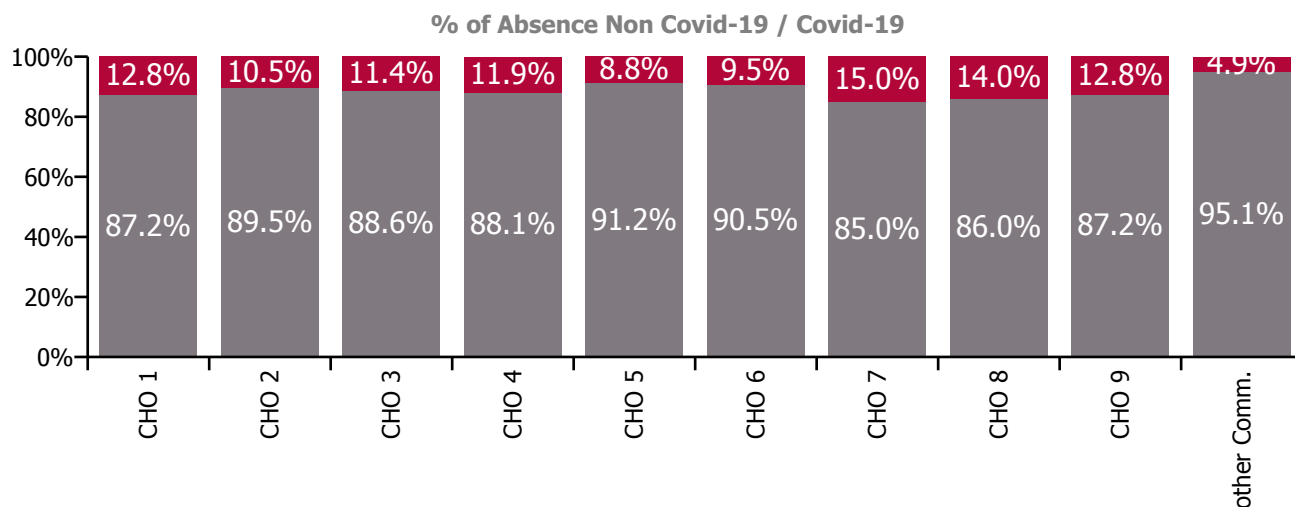
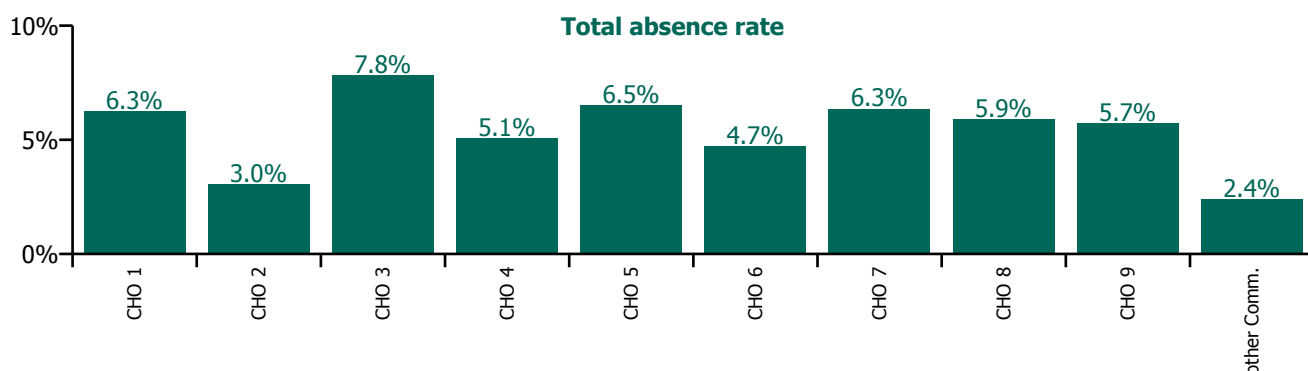


## August 2023

Health Service Absence Rate - by Staff Category: Aug 2023	Certified absence	Self-certified absence	Non Covid-19 absence	Covid-19 absence	Total absence rate	% Non Covid-19 absence	% Covid-19 absence
<b>Primary Care</b>	<b>4.6%</b>	<b>0.3%</b>	<b>4.9%</b>	<b>0.7%</b>	<b>5.6%</b>	<b>87.7%</b>	<b>12.3%</b>
Medical & Dental	3.0%	0.1%	3.1%	0.4%	3.5%	89.7%	10.3%
Nursing & Midwifery	5.4%	0.3%	5.7%	0.8%	6.5%	87.2%	12.8%
Health & Social Care Professionals	4.1%	0.3%	4.4%	0.6%	5.1%	87.6%	12.4%
Management & Administrative	4.4%	0.4%	4.8%	0.6%	5.4%	89.7%	10.3%
General Support	5.9%	0.3%	6.2%	1.0%	7.2%	85.7%	14.3%
Patient & Client Care	4.5%	0.5%	5.0%	0.9%	5.9%	84.7%	15.3%

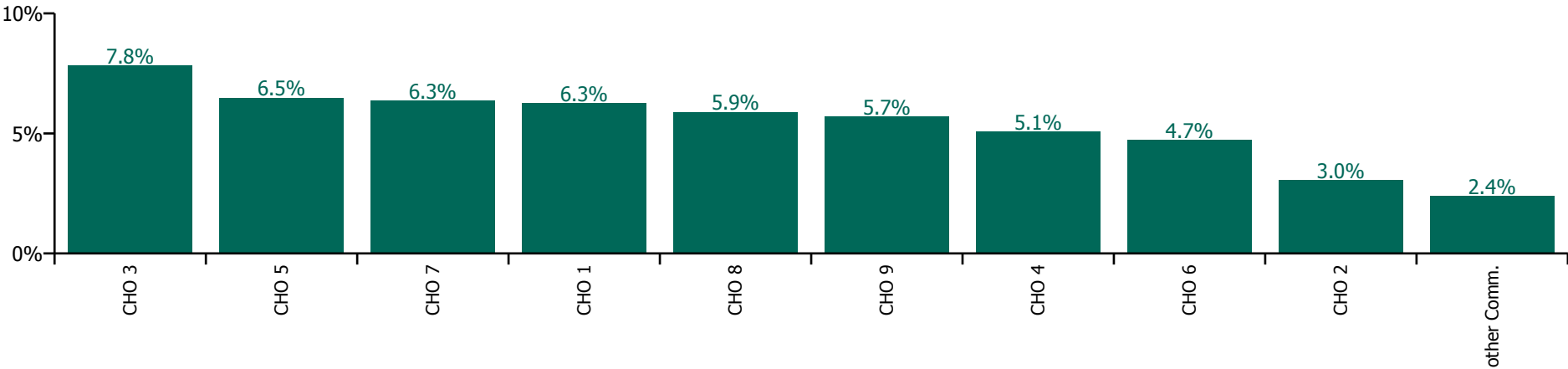
Health Service Absence Rate - Care Group by CHO: Aug 2023	Certified absence	Self-certified absence	Non Covid-19 absence	Covid-19 absence	Total absence rate	% Non Covid-19 absence	% Covid-19 absence
<b>Primary Care</b>	<b>4.6%</b>	<b>0.3%</b>	<b>4.9%</b>	<b>0.7%</b>	<b>5.6%</b>	<b>87.7%</b>	<b>12.3%</b>
CHO 1	5.1%	0.3%	5.5%	0.8%	6.3%	87.2%	12.8%
CHO 2	2.6%	0.1%	2.7%	0.3%	3.0%	89.5%	10.5%
CHO 3	6.5%	0.4%	6.9%	0.9%	7.8%	88.6%	11.4%
CHO 4	4.1%	0.3%	4.5%	0.6%	5.1%	88.1%	11.9%
CHO 5	5.6%	0.3%	5.9%	0.6%	6.5%	91.2%	8.8%
CHO 6	4.0%	0.3%	4.3%	0.4%	4.7%	90.5%	9.5%
CHO 7	5.0%	0.4%	5.4%	1.0%	6.3%	85.0%	15.0%
CHO 8	4.8%	0.3%	5.1%	0.8%	5.9%	86.0%	14.0%
CHO 9	4.6%	0.4%	5.0%	0.7%	5.7%	87.2%	12.8%
Other Community Services	2.0%	0.3%	2.3%	0.1%	2.4%	95.1%	4.9%



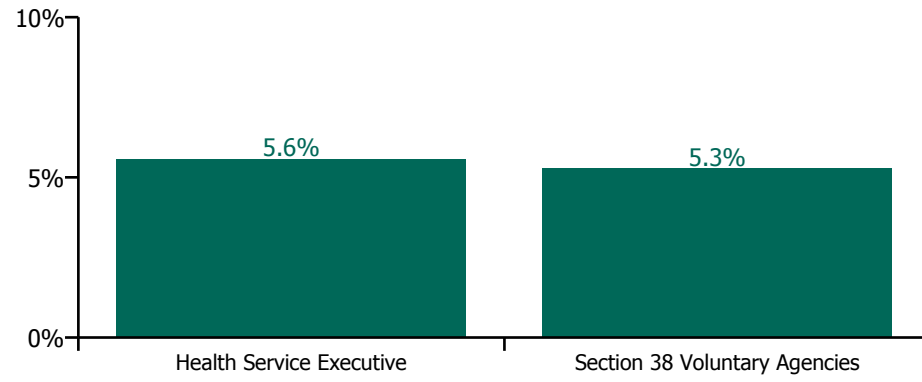
August 2023

Health Service Absence Rate - by Hospital Group & Staff Category: Aug 2023	Medical & Dental	Nursing & Midwifery	Health & Social Care Professionals	Management & Administrative	General Support	Patient & Client Care	Certified absence	Self-certified absence	Non Covid-19 absence	Covid-19 absence	Total absence rate
Primary Care	3.5%	6.5%	5.1%	5.4%	7.2%	5.9%	4.6%	0.3%	4.9%	0.7%	5.6%
CHO 1	4.5%	5.9%	7.1%	5.6%	7.9%	7.5%	5.1%	0.3%	5.5%	0.8%	6.3%
CHO 2	0.7%	4.7%	3.1%	2.3%	0.4%	2.7%	2.6%	0.1%	2.7%	0.3%	3.0%
CHO 3	5.2%	11.9%	6.7%	6.1%	3.0%	6.1%	6.5%	0.4%	6.9%	0.9%	7.8%
CHO 4	3.8%	5.6%	5.1%	4.8%	4.4%	5.5%	4.1%	0.3%	4.5%	0.6%	5.1%
CHO 5	6.2%	7.2%	6.4%	6.4%	3.8%	5.2%	5.6%	0.3%	5.9%	0.6%	6.5%
CHO 6	3.7%	6.8%	3.2%	5.0%	5.0%	3.3%	4.0%	0.3%	4.3%	0.4%	4.7%
CHO 7	4.0%	6.3%	3.5%	6.9%	12.7%	8.2%	5.0%	0.4%	5.4%	1.0%	6.3%
CHO 8	1.7%	6.7%	6.3%	6.5%	10.9%	4.6%	4.8%	0.3%	5.1%	0.8%	5.9%
CHO 9	3.5%	7.0%	5.2%	5.9%	5.5%	5.7%	4.6%	0.4%	5.0%	0.7%	5.7%
Other Community Services	1.7%	0.7%	1.7%	3.0%	0.0%	3.9%	2.0%	0.3%	2.3%	0.1%	2.4%

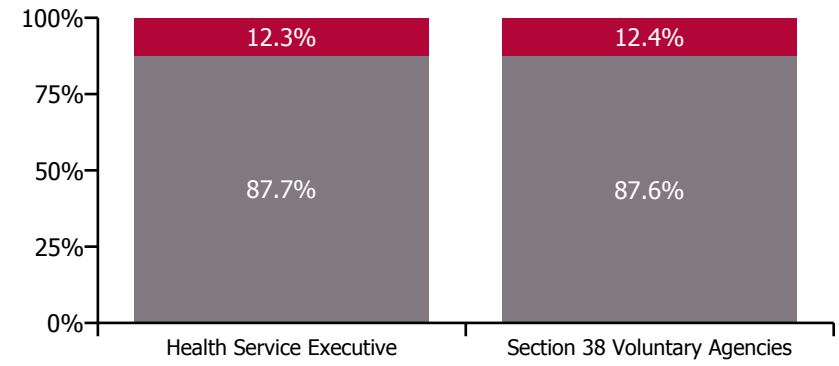
Total absence rate



**Total absence rate**



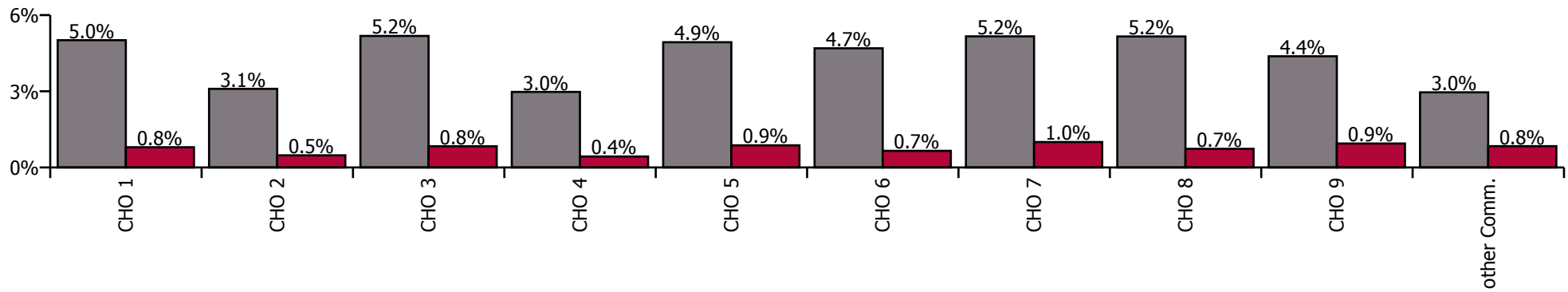
**Non Covid-19 & Covid-19 Absence**



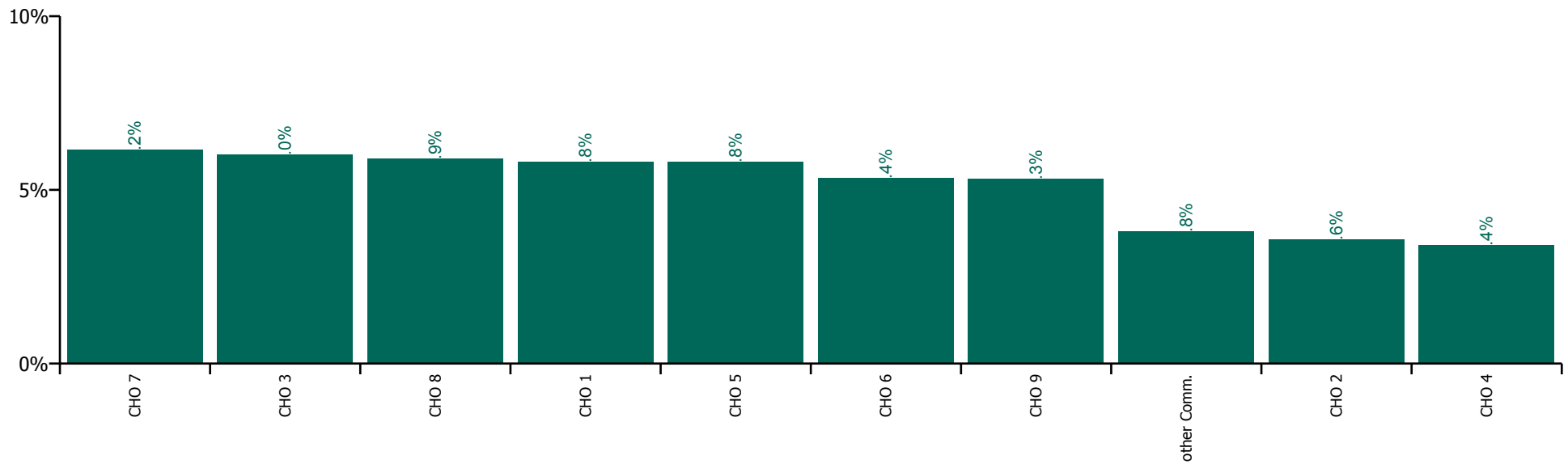
## August 2023

Health Service Absence Rate by Hospital: Aug 2023	Medical & Dental	Nursing & Midwifery	Health & Social Care Professionals	Management & Administrative	General Support	Patient & Client Care	Certified absence	Self-certified absence	Non Covid-19 absence	Covid-19 absence	Total absence rate
<b>Primary Care</b>	<b>3.3%</b>	<b>6.1%</b>	<b>4.4%</b>	<b>5.0%</b>	<b>5.6%</b>	<b>6.7%</b>	<b>4.2%</b>	<b>0.3%</b>	<b>4.5%</b>	<b>0.8%</b>	<b>5.3%</b>
Health Service Executive	2.7%	7.3%	5.1%	5.5%	6.3%	6.0%	4.7%	0.3%	5.0%	0.8%	5.8%
<b>CHO 1</b>	<b>2.7%</b>	<b>7.3%</b>	<b>5.1%</b>	<b>5.5%</b>	<b>6.3%</b>	<b>6.0%</b>	<b>4.7%</b>	<b>0.3%</b>	<b>5.0%</b>	<b>0.8%</b>	<b>5.8%</b>
Health Service Executive	2.2%	4.5%	3.6%	3.6%	0.9%	3.1%	3.0%	0.1%	3.1%	0.5%	3.6%
<b>CHO 2</b>	<b>2.2%</b>	<b>4.5%</b>	<b>3.6%</b>	<b>3.6%</b>	<b>0.9%</b>	<b>3.1%</b>	<b>3.0%</b>	<b>0.1%</b>	<b>3.1%</b>	<b>0.5%</b>	<b>3.6%</b>
Health Service Executive	4.2%	6.9%	5.6%	6.2%	4.2%	6.0%	4.9%	0.3%	5.2%	0.8%	6.0%
<b>CHO 3</b>	<b>4.2%</b>	<b>6.9%</b>	<b>5.6%</b>	<b>6.2%</b>	<b>4.2%</b>	<b>6.0%</b>	<b>4.9%</b>	<b>0.3%</b>	<b>5.2%</b>	<b>0.8%</b>	<b>6.0%</b>
Health Service Executive	3.1%	3.4%	3.0%	3.2%	1.7%	5.9%	2.7%	0.3%	3.0%	0.4%	3.4%
Section 38 Voluntary Agencies	1.0%	3.6%	1.8%	2.1%	3.7%	5.7%	2.4%	0.5%	2.9%	0.3%	3.2%
<b>CHO 4</b>	<b>2.7%</b>	<b>3.4%</b>	<b>2.9%</b>	<b>3.1%</b>	<b>3.2%</b>	<b>5.8%</b>	<b>2.7%</b>	<b>0.3%</b>	<b>3.0%</b>	<b>0.4%</b>	<b>3.4%</b>
Health Service Executive	4.7%	6.8%	5.4%	5.2%	3.4%	7.0%	4.6%	0.3%	4.9%	0.9%	5.8%
<b>CHO 5</b>	<b>4.7%</b>	<b>6.8%</b>	<b>5.4%</b>	<b>5.2%</b>	<b>3.4%</b>	<b>7.0%</b>	<b>4.6%</b>	<b>0.3%</b>	<b>4.9%</b>	<b>0.9%</b>	<b>5.8%</b>
Health Service Executive	5.1%	6.4%	4.4%	5.4%	5.0%	6.1%	4.4%	0.4%	4.8%	0.7%	5.5%
Section 38 Voluntary Agencies	3.8%	13.0%	3.1%	3.9%	5.0%	1.3%	3.7%	0.3%	4.0%	0.4%	4.4%
<b>CHO 6</b>	<b>4.8%</b>	<b>6.8%</b>	<b>4.4%</b>	<b>5.2%</b>	<b>5.0%</b>	<b>4.6%</b>	<b>4.3%</b>	<b>0.4%</b>	<b>4.7%</b>	<b>0.7%</b>	<b>5.4%</b>
Health Service Executive	4.1%	6.5%	4.5%	6.5%	11.5%	8.3%	4.8%	0.4%	5.2%	1.0%	6.2%
Section 38 Voluntary Agencies	2.1%	5.9%	4.3%	3.3%	7.1%	8.0%	4.6%	0.4%	5.0%	1.0%	6.0%
<b>CHO 7</b>	<b>3.8%</b>	<b>6.3%</b>	<b>4.5%</b>	<b>5.9%</b>	<b>8.6%</b>	<b>8.2%</b>	<b>4.8%</b>	<b>0.4%</b>	<b>5.2%</b>	<b>1.0%</b>	<b>6.2%</b>
Health Service Executive	2.5%	7.8%	4.8%	5.4%	7.0%	7.2%	4.8%	0.3%	5.2%	0.7%	5.9%
<b>CHO 8</b>	<b>2.5%</b>	<b>7.8%</b>	<b>4.8%</b>	<b>5.4%</b>	<b>7.0%</b>	<b>7.2%</b>	<b>4.8%</b>	<b>0.3%</b>	<b>5.2%</b>	<b>0.7%</b>	<b>5.9%</b>
Health Service Executive	3.8%	5.8%	4.1%	5.7%	6.0%	8.2%	4.0%	0.4%	4.4%	0.9%	5.3%
<b>CHO 9</b>	<b>3.8%</b>	<b>5.8%</b>	<b>4.1%</b>	<b>5.7%</b>	<b>6.0%</b>	<b>8.2%</b>	<b>4.0%</b>	<b>0.4%</b>	<b>4.4%</b>	<b>0.9%</b>	<b>5.3%</b>
<b>Other Community Services</b>	<b>2.9%</b>	<b>2.8%</b>	<b>4.7%</b>	<b>2.2%</b>	<b>12.1%</b>	<b>8.5%</b>	<b>2.7%</b>	<b>0.3%</b>	<b>3.0%</b>	<b>0.8%</b>	<b>3.8%</b>

Non Covid-19 / Covid-19 absence rates



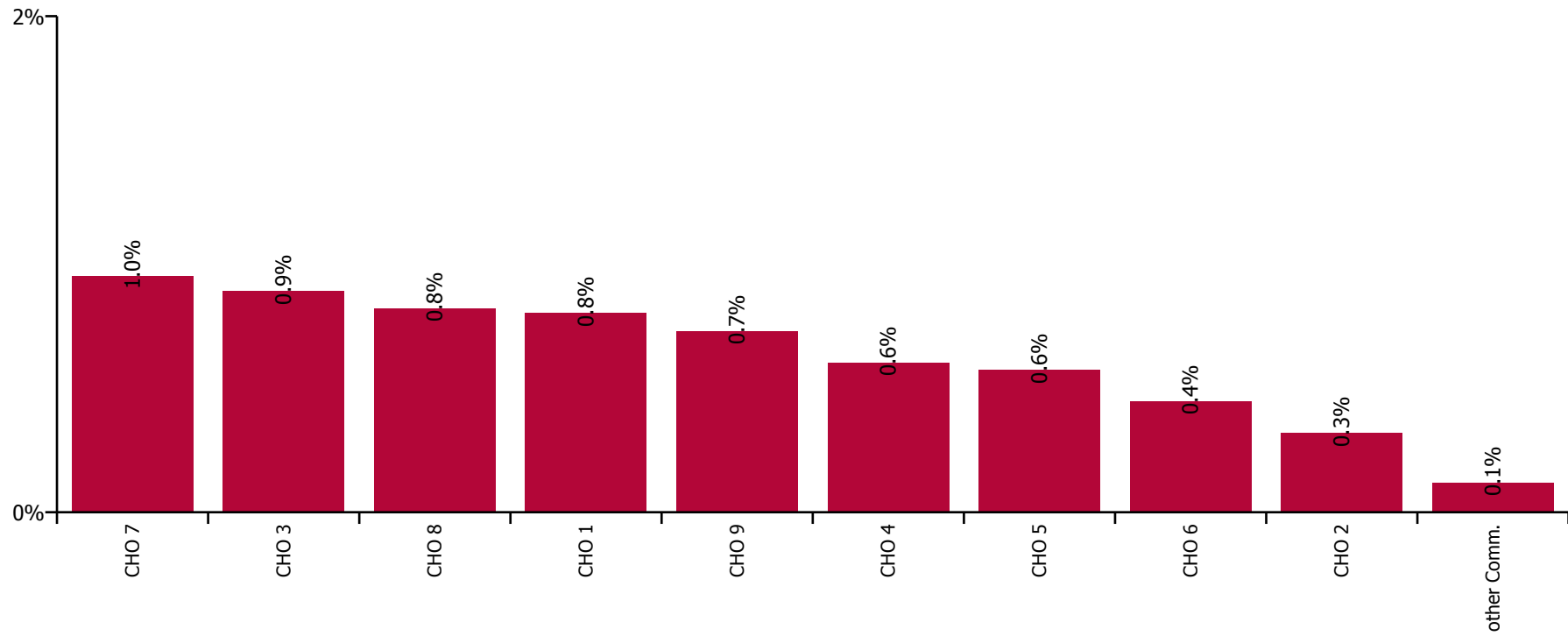
Total absence rate



## August 2023

Health Service Covid-19 Absence Rate - by Staff Category & Hospital: Aug 2023	Medical & Dental	Nursing & Midwifery	Health & Social Care Professionals	Management & Administrative	General Support	Patient & Client Care	Covid-19 absence	Non Covid-19 absence	Total absence rate
<b>Primary Care</b>	<b>0.4%</b>	<b>0.8%</b>	<b>0.6%</b>	<b>5.4%</b>	<b>1.0%</b>	<b>0.9%</b>	<b>0.7%</b>	<b>4.9%</b>	<b>5.6%</b>
Health Service Executive	0.5%	0.6%	1.1%	5.6%	0.9%	1.2%	0.8%	5.5%	6.3%
<b>CHO 1</b>	<b>0.5%</b>	<b>0.6%</b>	<b>1.1%</b>	<b>5.6%</b>	<b>0.9%</b>	<b>1.2%</b>	<b>0.8%</b>	<b>5.5%</b>	<b>6.3%</b>
Health Service Executive	0.2%	0.4%	0.3%	2.3%	0.0%	0.3%	0.3%	2.7%	3.0%
<b>CHO 2</b>	<b>0.2%</b>	<b>0.4%</b>	<b>0.3%</b>	<b>2.3%</b>	<b>0.0%</b>	<b>0.3%</b>	<b>0.3%</b>	<b>2.7%</b>	<b>3.0%</b>
Health Service Executive	0.6%	0.9%	1.3%	6.1%	0.0%	1.0%	0.9%	6.9%	7.8%
<b>CHO 3</b>	<b>0.6%</b>	<b>0.9%</b>	<b>1.3%</b>	<b>6.1%</b>	<b>0.0%</b>	<b>1.0%</b>	<b>0.9%</b>	<b>6.9%</b>	<b>7.8%</b>
Health Service Executive	0.2%	0.8%	0.5%	5.2%	0.0%	0.5%	0.7%	4.7%	5.4%
Section 38 Voluntary Agencies	0.0%	0.0%	0.0%	0.5%	0.0%	0.0%	0.0%	1.3%	1.3%
<b>CHO 4</b>	<b>0.2%</b>	<b>0.8%</b>	<b>0.5%</b>	<b>4.8%</b>	<b>0.0%</b>	<b>0.4%</b>	<b>0.6%</b>	<b>4.5%</b>	<b>5.1%</b>
Health Service Executive	0.1%	0.6%	0.6%	6.4%	0.0%	1.9%	0.6%	5.9%	6.5%
<b>CHO 5</b>	<b>0.1%</b>	<b>0.6%</b>	<b>0.6%</b>	<b>6.4%</b>	<b>0.0%</b>	<b>1.9%</b>	<b>0.6%</b>	<b>5.9%</b>	<b>6.5%</b>
Health Service Executive	0.1%	0.4%	0.5%	5.5%	0.0%	0.4%	0.5%	4.2%	4.7%
Section 38 Voluntary Agencies	0.0%	0.6%	0.0%	2.0%	0.0%	0.0%	0.1%	4.5%	4.6%
<b>CHO 6</b>	<b>0.1%</b>	<b>0.4%</b>	<b>0.5%</b>	<b>5.0%</b>	<b>0.0%</b>	<b>0.3%</b>	<b>0.4%</b>	<b>4.3%</b>	<b>4.7%</b>
Health Service Executive	0.0%	1.3%	0.5%	8.0%	6.0%	1.4%	1.0%	5.4%	6.3%
Section 38 Voluntary Agencies	4.2%	0.4%	0.5%	1.9%	0.4%	1.8%	1.0%	5.5%	6.4%
<b>CHO 7</b>	<b>0.6%</b>	<b>1.0%</b>	<b>0.5%</b>	<b>6.9%</b>	<b>2.4%</b>	<b>1.6%</b>	<b>1.0%</b>	<b>5.4%</b>	<b>6.3%</b>
Health Service Executive	0.1%	1.2%	0.7%	6.5%	2.2%	0.5%	0.8%	5.1%	5.9%
<b>CHO 8</b>	<b>0.1%</b>	<b>1.2%</b>	<b>0.7%</b>	<b>6.5%</b>	<b>2.2%</b>	<b>0.5%</b>	<b>0.8%</b>	<b>5.1%</b>	<b>5.9%</b>
Health Service Executive	1.0%	1.4%	0.5%	5.9%	0.7%	0.4%	0.7%	5.0%	5.7%
<b>CHO 9</b>	<b>1.0%</b>	<b>1.4%</b>	<b>0.5%</b>	<b>5.9%</b>	<b>0.7%</b>	<b>0.4%</b>	<b>0.7%</b>	<b>5.0%</b>	<b>5.7%</b>
<b>Other Community Services</b>	<b>0.0%</b>	<b>0.0%</b>	<b>0.5%</b>	<b>3.0%</b>	<b>0.0%</b>	<b>0.0%</b>	<b>0.1%</b>	<b>2.3%</b>	<b>2.4%</b>

### Covid-19 absence rate



## August 2023

Health Service Absence Rate - by Staff Category: Aug 2023	Certified absence	Self- certified absence	Non Covid-19 absence	Covid-19 absence	Total absence rate	% Non Covid-19 absence	% Covid-19 absence
<b>HSE Primary Care CHO 1</b>	<b>5.1%</b>	<b>0.3%</b>	<b>5.5%</b>	<b>0.8%</b>	<b>6.3%</b>	<b>87.2%</b>	<b>12.8%</b>
Medical & Dental	4.0%	0.0%	4.0%	0.5%	4.5%	88.2%	11.8%
Nursing & Midwifery	5.0%	0.2%	5.3%	0.6%	5.9%	89.3%	10.7%
Health & Social Care Professionals	5.6%	0.4%	6.0%	1.1%	7.1%	83.9%	16.1%
Management & Administrative	4.6%	0.3%	4.9%	0.6%	5.6%	88.6%	11.4%
General Support	6.6%	0.4%	7.0%	0.9%	7.9%	89.0%	11.0%
Patient & Client Care	6.0%	0.4%	6.3%	1.2%	7.5%	84.6%	15.4%

## August 2023

Health Service Absence Rate - by Staff Category: Aug 2023	Certified absence	Self- certified absence	Non Covid-19 absence	Covid-19 absence	Total absence rate	% Non Covid-19 absence	% Covid-19 absence
<b>HSE Primary Care CHO 2</b>	<b>2.6%</b>	<b>0.1%</b>	<b>2.7%</b>	<b>0.3%</b>	<b>3.0%</b>	<b>89.5%</b>	<b>10.5%</b>
Medical & Dental	0.6%	0.0%	0.6%	0.2%	0.7%	79.3%	20.7%
Nursing & Midwifery	4.3%	0.0%	4.3%	0.4%	4.7%	90.7%	9.3%
Health & Social Care Professionals	2.7%	0.1%	2.8%	0.3%	3.1%	90.8%	9.2%
Management & Administrative	1.7%	0.2%	2.0%	0.3%	2.3%	85.2%	14.8%
General Support	0.4%	0.0%	0.4%	0.0%	0.4%	100.0%	0.0%
Patient & Client Care	2.3%	0.2%	2.5%	0.3%	2.7%	90.5%	9.5%

## August 2023

Health Service Absence Rate - by Staff Category: Aug 2023	Certified absence	Self- certified absence	Non Covid-19 absence	Covid-19 absence	Total absence rate	% Non Covid-19 absence	% Covid-19 absence
<b>HSE Primary Care CHO 3</b>	<b>6.5%</b>	<b>0.4%</b>	<b>6.9%</b>	<b>0.9%</b>	<b>7.8%</b>	<b>88.6%</b>	<b>11.4%</b>
Medical & Dental	4.6%	0.0%	4.6%	0.6%	5.2%	89.2%	10.8%
Nursing & Midwifery	10.6%	0.3%	10.9%	0.9%	11.9%	92.1%	7.9%
Health & Social Care Professionals	4.9%	0.4%	5.3%	1.3%	6.7%	79.8%	20.2%
Management & Administrative	5.2%	0.4%	5.6%	0.5%	6.1%	91.2%	8.8%
General Support	3.0%	0.0%	3.0%	0.0%	3.0%	100.0%	0.0%
Patient & Client Care	4.2%	0.9%	5.1%	1.0%	6.1%	83.6%	16.4%

## August 2023

Health Service Absence Rate - by Staff Category: Aug 2023	Certified absence	Self- certified absence	Non Covid-19 absence	Covid-19 absence	Total absence rate	% Non Covid-19 absence	% Covid-19 absence
<b>HSE Primary Care CHO 4</b>	<b>4.1%</b>	<b>0.3%</b>	<b>4.5%</b>	<b>0.6%</b>	<b>5.1%</b>	<b>88.1%</b>	<b>11.9%</b>
Medical & Dental	3.5%	0.1%	3.6%	0.2%	3.8%	94.9%	5.1%
Nursing & Midwifery	4.4%	0.3%	4.7%	0.8%	5.6%	85.0%	15.0%
Health & Social Care Professionals	4.3%	0.4%	4.6%	0.5%	5.1%	89.9%	10.1%
Management & Administrative	3.7%	0.4%	4.1%	0.7%	4.8%	85.5%	14.5%
General Support	4.4%	0.0%	4.4%	0.0%	4.4%	100.0%	0.0%
Patient & Client Care	4.6%	0.5%	5.1%	0.4%	5.5%	93.4%	6.6%



## August 2023

Health Service Absence Rate - by Staff Category: Aug 2023	Certified absence	Self- certified absence	Non Covid-19 absence	Covid-19 absence	Total absence rate	% Non Covid-19 absence	% Covid-19 absence
<b>HSE Primary Care CHO 5</b>	<b>5.6%</b>	<b>0.3%</b>	<b>5.9%</b>	<b>0.6%</b>	<b>6.5%</b>	<b>91.2%</b>	<b>8.8%</b>
Medical & Dental	5.9%	0.2%	6.1%	0.1%	6.2%	99.1%	0.9%
Nursing & Midwifery	6.3%	0.3%	6.6%	0.6%	7.2%	91.5%	8.5%
Health & Social Care Professionals	5.4%	0.4%	5.8%	0.6%	6.4%	90.3%	9.7%
Management & Administrative	5.7%	0.4%	6.1%	0.3%	6.4%	95.8%	4.2%
General Support	3.8%	0.0%	3.8%	0.0%	3.8%	100.0%	0.0%
Patient & Client Care	2.9%	0.4%	3.3%	1.9%	5.2%	62.7%	37.3%

## August 2023

Health Service Absence Rate - by Staff Category: Aug 2023	Certified absence	Self- certified absence	Non Covid-19 absence	Covid-19 absence	Total absence rate	% Non Covid-19 absence	% Covid-19 absence
<b>HSE Primary Care CHO 6</b>	<b>4.0%</b>	<b>0.3%</b>	<b>4.3%</b>	<b>0.4%</b>	<b>4.7%</b>	<b>90.5%</b>	<b>9.5%</b>
Medical & Dental	3.6%	0.1%	3.6%	0.1%	3.7%	97.4%	2.6%
Nursing & Midwifery	6.0%	0.4%	6.4%	0.4%	6.8%	93.8%	6.2%
Health & Social Care Professionals	2.5%	0.2%	2.7%	0.5%	3.2%	84.6%	15.4%
Management & Administrative	3.9%	0.4%	4.2%	0.7%	5.0%	85.0%	15.0%
General Support	4.8%	0.2%	5.0%	0.0%	5.0%	100.0%	0.0%
Patient & Client Care	2.6%	0.4%	3.0%	0.3%	3.3%	92.0%	8.0%

## August 2023

Health Service Absence Rate - by Staff Category: Aug 2023	Certified absence	Self- certified absence	Non Covid-19 absence	Covid-19 absence	Total absence rate	% Non Covid-19 absence	% Covid-19 absence
<b>HSE Primary Care CHO 7</b>	<b>5.0%</b>	<b>0.4%</b>	<b>5.4%</b>	<b>1.0%</b>	<b>6.3%</b>	<b>85.0%</b>	<b>15.0%</b>
Medical & Dental	3.2%	0.2%	3.5%	0.6%	4.0%	86.3%	13.7%
Nursing & Midwifery	4.9%	0.4%	5.3%	1.0%	6.3%	84.1%	15.9%
Health & Social Care Professionals	2.5%	0.5%	3.0%	0.5%	3.5%	86.6%	13.4%
Management & Administrative	6.1%	0.3%	6.4%	0.5%	6.9%	92.8%	7.2%
General Support	9.9%	0.4%	10.3%	2.4%	12.7%	81.1%	18.9%
Patient & Client Care	5.9%	0.7%	6.6%	1.6%	8.2%	80.6%	19.4%

## August 2023

Health Service Absence Rate - by Staff Category: Aug 2023	Certified absence	Self- certified absence	Non Covid-19 absence	Covid-19 absence	Total absence rate	% Non Covid-19 absence	% Covid-19 absence
<b>HSE Primary Care CHO 8</b>	<b>4.8%</b>	<b>0.3%</b>	<b>5.1%</b>	<b>0.8%</b>	<b>5.9%</b>	<b>86.0%</b>	<b>14.0%</b>
Medical & Dental	1.5%	0.1%	1.6%	0.1%	1.7%	92.5%	7.5%
Nursing & Midwifery	5.2%	0.3%	5.5%	1.2%	6.7%	82.7%	17.3%
Health & Social Care Professionals	5.3%	0.2%	5.6%	0.7%	6.3%	89.3%	10.7%
Management & Administrative	5.2%	0.4%	5.6%	0.9%	6.5%	86.2%	13.8%
General Support	8.3%	0.4%	8.7%	2.2%	10.9%	79.5%	20.5%
Patient & Client Care	3.8%	0.4%	4.2%	0.5%	4.6%	89.9%	10.1%

## August 2023

Health Service Absence Rate - by Staff Category: Aug 2023	Certified absence	Self- certified absence	Non Covid-19 absence	Covid-19 absence	Total absence rate	% Non Covid-19 absence	% Covid-19 absence
<b>HSE Primary Care CHO 9</b>	<b>4.6%</b>	<b>0.4%</b>	<b>5.0%</b>	<b>0.7%</b>	<b>5.7%</b>	<b>87.2%</b>	<b>12.8%</b>
Medical & Dental	2.2%	0.2%	2.4%	1.0%	3.5%	70.0%	30.0%
Nursing & Midwifery	5.3%	0.3%	5.6%	1.4%	7.0%	80.5%	19.5%
Health & Social Care Professionals	4.2%	0.5%	4.7%	0.5%	5.2%	90.5%	9.5%
Management & Administrative	5.1%	0.5%	5.6%	0.3%	5.9%	95.5%	4.5%
General Support	4.6%	0.3%	4.9%	0.7%	5.5%	88.1%	11.9%
Patient & Client Care	4.6%	0.6%	5.2%	0.4%	5.7%	92.3%	7.7%

## August 2023

Health Service Absence Rate - by Staff Category: Aug 2023	Certified absence	Self- certified absence	Non Covid-19 absence	Covid-19 absence	Total absence rate	% Non Covid-19 absence	% Covid-19 absence
<b>HSE Primary Care Other Community Services</b>	<b>2.0%</b>	<b>0.3%</b>	<b>2.3%</b>	<b>0.1%</b>	<b>2.4%</b>	<b>95.1%</b>	<b>4.9%</b>
Medical & Dental	1.1%	0.6%	1.7%	0.0%	1.7%	100.0%	0.0%
Nursing & Midwifery	0.0%	0.7%	0.7%	0.0%	0.7%	100.0%	0.0%
Health & Social Care Professionals	0.9%	0.3%	1.2%	0.5%	1.7%	70.0%	30.0%
Management & Administrative	3.0%	0.0%	3.0%	0.0%	3.0%	100.0%	0.0%
General Support	0.0%	0.0%	0.0%	0.0%	0.0%		#DIV/0
Patient & Client Care	3.2%	0.7%	3.9%	0.0%	3.9%	100.0%	0.0%

## August 2023

Cork Dental Hospital absence by Staff Category	Certified absence	Self-certified absence	Non Covid-19 absence	Covid-19 absence	Total absence rate	% Non Covid-19 absence	% Covid-19 absence
<b>Cork Dental Hospital (CHO 4)</b>	<b>1.3%</b>	<b>0.0%</b>	<b>1.3%</b>	<b>0.0%</b>	<b>1.3%</b>	<b>100.0%</b>	<b>0.0%</b>
Medical & Dental	0.0%	0.0%	0.0%	0.0%	0.0%		
Nursing & Midwifery	0.0%	0.0%	0.0%	0.0%	0.0%		#DIV/0
Health & Social Care Professionals	0.0%	0.0%	0.0%	0.0%	0.0%		#DIV/0
Management & Administrative	0.5%	0.0%	0.5%	0.0%	0.5%	100.0%	0.0%
General Support	3.9%	0.0%	3.9%	0.0%	3.9%	100.0%	0.0%
Patient & Client Care	2.2%	0.0%	2.2%	0.0%	2.2%	100.0%	0.0%

## August 2023

Dublin Dental Hospital absence by Staff Category	Certified absence	Self-certified absence	Non Covid-19 absence	Covid-19 absence	Total absence rate	% Non Covid-19 absence	% Covid-19 absence
<b>Dublin Dental Hospital (CHO 6)</b>	<b>3.9%</b>	<b>0.0%</b>	<b>3.9%</b>	<b>0.0%</b>	<b>3.9%</b>	<b>100.0%</b>	<b>0.0%</b>
Medical & Dental	9.3%	0.0%	9.3%	0.0%	9.3%	100.0%	0.0%
Nursing & Midwifery	17.4%	0.0%	17.4%	0.0%	17.4%	100.0%	0.0%
Health & Social Care Professionals	0.0%	0.0%	0.0%	0.0%	0.0%		#DIV/0
Management & Administrative	2.1%	0.0%	2.1%	0.0%	2.1%	100.0%	0.0%
General Support	2.9%	0.0%	2.9%	0.0%	2.9%	100.0%	0.0%
Patient & Client Care	0.0%	0.0%	0.0%	0.0%	0.0%		#DIV/0

## August 2023

Our Lady's Hospice & Care, Dublin absence by Staff Category	Certified absence	Self-certified absence	Non Covid-19 absence	Covid-19 absence	Total absence rate	% Non Covid-19 absence	% Covid-19 absence
<b>Our Lady's Hospice &amp; Care, Dublin (CHO 7)</b>	<b>5.0%</b>	<b>0.5%</b>	<b>5.5%</b>	<b>1.0%</b>	<b>6.4%</b>	<b>85.2%</b>	<b>14.8%</b>
Medical & Dental	5.7%	0.2%	6.0%	4.2%	10.1%	58.7%	41.3%
Nursing & Midwifery	4.0%	0.6%	4.5%	0.4%	4.9%	91.7%	8.3%
Health & Social Care Professionals	2.2%	0.9%	3.1%	0.5%	3.6%	85.6%	14.4%
Management & Administrative	1.2%	0.2%	1.4%	0.6%	1.9%	70.3%	29.7%
General Support	9.1%	0.6%	9.7%	0.4%	10.1%	96.0%	4.0%
Patient & Client Care	6.5%	0.5%	7.0%	1.8%	8.9%	79.3%	20.7%

## August 2023

Our Lady's Hospice & Care, Wicklow absence by Staff Category	Certified absence	Self-certified absence	Non Covid-19 absence	Covid-19 absence	Total absence rate	% Non Covid-19 absence	% Covid-19 absence
<b>Our Lady's Hospice &amp; Care, Wicklow (CHO 6)</b>	<b>5.2%</b>	<b>0.4%</b>	<b>5.7%</b>	<b>0.5%</b>	<b>6.1%</b>	<b>92.4%</b>	<b>7.6%</b>
Medical & Dental	0.0%	0.0%	0.0%	0.0%	0.0%		
Nursing & Midwifery	4.8%	0.5%	5.3%	0.8%	6.1%	87.2%	12.8%
Health & Social Care Professionals	0.0%	1.3%	1.3%	0.0%	1.3%	100.0%	0.0%
Management & Administrative	0.0%	0.0%	0.0%	0.0%	0.0%		#DIV/0
General Support							
Patient & Client Care	14.8%	0.0%	14.8%	0.0%	14.8%	100.0%	0.0%

## Primary Care

Year/ month	Medical & Dental	Nursing & Midwifery	Health & Social Care Professionals	Management & Administrative	General Support	Patient & Client Care	Certified absence	Self-certified absence	Non Covid-19 absence	Covid-19 absence	Total absence rate
<b>2023</b>	<b>3.2%</b>	<b>6.1%</b>	<b>4.4%</b>	<b>5.0%</b>	<b>6.4%</b>	<b>6.5%</b>	<b>4.4%</b>	<b>0.3%</b>	<b>4.8%</b>	<b>0.5%</b>	<b>5.2%</b>
Aug 2023	3.5%	6.5%	5.1%	5.4%	7.2%	5.9%	4.6%	0.3%	4.9%	0.7%	5.6%
Jul 2023	3.1%	6.2%	4.1%	4.4%	6.6%	5.6%	4.3%	0.3%	4.6%	0.3%	4.9%
Jun 2023	3.0%	5.9%	4.0%	4.7%	5.7%	5.7%	4.3%	0.3%	4.6%	0.2%	4.9%
May 2023	2.6%	6.0%	4.2%	4.8%	5.8%	6.2%	4.3%	0.3%	4.6%	0.3%	4.9%
Apr 2023	3.6%	5.6%	4.3%	4.9%	5.3%	6.4%	4.3%	0.3%	4.6%	0.4%	5.0%
Mar 2023	3.6%	5.6%	4.2%	5.0%	6.0%	6.3%	4.2%	0.3%	4.6%	0.5%	5.0%
Feb 2023	3.1%	5.9%	4.0%	5.1%	6.1%	7.8%	4.4%	0.4%	4.8%	0.4%	5.2%
Jan 2023	3.3%	7.0%	5.1%	5.9%	8.4%	8.5%	4.9%	0.4%	5.4%	0.8%	6.2%
<b>2022</b>	<b>4.0%</b>	<b>7.6%</b>	<b>5.6%</b>	<b>5.9%</b>	<b>7.7%</b>	<b>8.0%</b>	<b>4.2%</b>	<b>0.4%</b>	<b>4.6%</b>	<b>1.9%</b>	<b>6.5%</b>
Dec 2022	4.2%	7.2%	5.6%	6.8%	8.1%	8.4%	5.0%	0.5%	5.5%	1.1%	6.7%
Nov 2022	3.7%	6.1%	4.6%	5.3%	6.7%	7.1%	4.4%	0.4%	4.8%	0.7%	5.5%
Oct 2022	3.7%	6.4%	4.9%	5.5%	7.7%	6.7%	4.5%	0.5%	4.9%	0.7%	5.7%
Sep 2022	3.4%	6.1%	4.6%	4.3%	6.7%	6.2%	4.2%	0.3%	4.5%	0.6%	5.1%
Aug 2022	3.8%	6.6%	4.6%	5.3%	7.2%	6.7%	4.6%	0.3%	4.9%	0.7%	5.6%
Jul 2022	4.1%	7.7%	5.9%	6.3%	8.3%	8.7%	4.5%	0.3%	4.8%	2.0%	6.8%
Jun 2022	4.1%	6.9%	5.6%	5.5%	8.6%	6.6%	3.9%	0.3%	4.2%	1.9%	6.1%
May 2022	2.8%	6.2%	4.2%	4.3%	6.1%	6.6%	3.9%	0.3%	4.2%	0.9%	5.1%
Apr 2022	3.7%	7.9%	5.9%	5.6%	7.9%	7.7%	4.2%	0.3%	4.5%	2.0%	6.5%
Mar 2022	5.1%	11.3%	8.5%	8.4%	9.1%	10.4%	4.4%	0.4%	4.8%	4.4%	9.2%
Feb 2022	4.0%	8.7%	6.1%	5.4%	6.3%	8.6%	3.9%	0.4%	4.2%	2.6%	6.8%
Jan 2022	5.4%	9.8%	7.2%	7.3%	9.2%	10.3%	3.7%	0.3%	4.0%	4.3%	8.3%
<b>2021</b>	<b>3.5%</b>	<b>6.0%</b>	<b>4.2%</b>	<b>4.4%</b>	<b>5.0%</b>	<b>6.4%</b>	<b>3.8%</b>	<b>0.3%</b>	<b>4.0%</b>	<b>1.0%</b>	<b>5.0%</b>
Dec 2021	4.2%	8.3%	5.8%	5.9%	5.9%	8.7%	4.4%	0.3%	4.7%	2.1%	6.8%
Nov 2021	4.8%	8.0%	5.8%	5.9%	6.4%	8.6%	4.6%	0.4%	5.0%	1.7%	6.7%
Oct 2021	4.1%	6.6%	5.3%	4.9%	5.7%	7.3%	4.4%	0.4%	4.8%	1.0%	5.8%
Sep 2021	4.0%	6.2%	4.6%	4.2%	4.7%	6.5%	4.1%	0.3%	4.4%	0.7%	5.2%
Aug 2021	3.6%	5.8%	4.0%	3.8%	3.9%	6.3%	3.9%	0.2%	4.1%	0.6%	4.7%
Jul 2021	2.8%	4.8%	3.7%	3.8%	4.0%	5.9%	3.7%	0.2%	3.9%	0.4%	4.3%
Jun 2021	2.8%	5.1%	3.3%	3.7%	4.3%	4.8%	3.5%	0.2%	3.7%	0.4%	4.1%
May 2021	2.9%	4.5%	2.9%	3.3%	4.0%	5.0%	3.2%	0.2%	3.4%	0.4%	3.8%
Apr 2021	2.8%	4.2%	2.8%	3.3%	3.6%	4.7%	3.0%	0.2%	3.2%	0.4%	3.6%

Mar 2021	3.3%	4.3%	3.2%	3.3%	3.7%	4.4%	3.0%	0.2%	3.2%	0.5%	3.7%
Feb 2021	3.3%	5.8%	3.8%	4.0%	5.1%	5.9%	3.4%	0.3%	3.6%	1.1%	4.7%
Jan 2021	3.4%	8.5%	5.3%	6.1%	8.9%	8.5%	3.8%	0.1%	3.9%	2.9%	6.8%
<b>2020</b>	<b>3.5%</b>	<b>6.3%</b>	<b>4.6%</b>	<b>5.0%</b>	<b>5.3%</b>	<b>7.0%</b>	<b>4.2%</b>	<b>0.2%</b>	<b>4.4%</b>	<b>1.0%</b>	<b>5.4%</b>
Dec 2020	3.1%	5.7%	4.5%	4.1%	5.3%	5.7%	3.7%	0.2%	3.9%	1.0%	4.8%
Nov 2020	3.4%	5.7%	3.5%	4.0%	4.8%	5.6%	3.7%	0.2%	3.9%	0.7%	4.5%
Oct 2020	3.8%	6.6%	4.0%	5.0%	5.2%	7.6%	4.0%	0.2%	4.2%	1.1%	5.4%
Sep 2020	3.2%	6.0%	4.5%	4.7%	5.2%	7.6%	4.2%	0.2%	4.4%	0.8%	5.2%
Aug 2020	3.2%	5.5%	4.2%	4.4%	4.4%	7.8%	4.3%	0.2%	4.5%	0.4%	4.9%
Jul 2020	2.6%	5.3%	4.1%	3.7%	4.1%	6.3%	3.9%	0.2%	4.1%	0.3%	4.4%
Jun 2020	2.6%	5.2%	3.3%	3.8%	5.0%	5.5%	3.6%	0.1%	3.8%	0.5%	4.2%
May 2020	2.5%	6.6%	3.8%	4.5%	4.8%	5.7%	3.7%	0.1%	3.8%	1.1%	4.9%
Apr 2020	5.2%	10.1%	7.0%	7.0%	5.8%	9.7%	4.6%	0.1%	4.7%	3.3%	7.9%
Mar 2020	6.0%	8.9%	7.6%	7.2%	7.7%	9.9%	5.1%	0.3%	5.4%	2.7%	8.0%
Feb 2020	3.3%	5.1%	4.1%	5.3%	5.8%	6.5%	4.5%	0.4%	4.9%		4.9%
Jan 2020	3.5%	5.1%	4.6%	6.1%	5.1%	7.0%	4.9%	0.4%	5.3%		5.3%

Primary Care

Year/ month	CHO 1	CHO 2	CHO 3	CHO 4	CHO 5	CHO 6	CHO 7	CHO 8	CHO 9	other Comm.	Community Services absence rate	Certified absence	Self-certified absence	Non Covid-19 absence	Covid-19 absence	Total absence rate
2023	5.2%	3.0%	5.9%	4.1%	6.0%	4.8%	6.1%	5.9%	6.0%	3.9%	5.2%	4.4%	0.3%	4.8%	0.5%	5.2%
Aug 2023	6.3%	3.0%	7.8%	5.1%	6.5%	4.7%	6.3%	5.9%	5.7%	2.4%	5.6%	4.6%	0.3%	4.9%	0.7%	5.56%
Jul 2023	4.9%	3.1%	6.3%	4.1%	6.0%	4.8%	5.8%	4.8%	5.3%	3.6%	4.9%	4.3%	0.3%	4.6%	0.3%	4.93%
Jun 2023	4.5%	2.9%	4.8%	4.2%	5.9%	4.0%	5.7%	5.8%	5.8%	3.2%	4.9%	4.3%	0.3%	4.6%	0.2%	4.86%
May 2023	4.6%	2.6%	5.1%	4.3%	5.9%	3.9%	6.1%	6.1%	5.6%	4.4%	4.9%	4.3%	0.3%	4.6%	0.3%	4.94%
Apr 2023	5.2%	3.0%	5.6%	4.1%	5.9%	4.1%	5.9%	5.7%	5.5%	0.3%	5.0%	4.3%	0.3%	4.6%	0.4%	5.00%
Mar 2023	4.6%	2.7%	5.3%	3.2%	5.9%	4.7%	6.3%	6.2%	6.8%	4.9%	5.0%	4.2%	0.3%	4.6%	0.5%	5.02%
Feb 2023	4.8%	3.2%	5.8%	3.3%	5.0%	5.7%	6.1%	6.4%	6.4%	4.5%	5.2%	4.4%	0.4%	4.8%	0.4%	5.21%
Jan 2023	6.5%	3.8%	6.7%	4.7%	6.4%	6.6%	6.9%	6.6%	7.0%	5.5%	6.2%	4.9%	0.4%	5.4%	0.8%	6.18%
2022	6.5%	3.8%	7.8%	4.7%	7.6%	6.7%	7.5%	6.9%	6.9%	4.7%	6.5%	4.2%	0.4%	4.6%	1.9%	6.5%
Dec 2022	7.3%	3.2%	7.1%	3.6%	7.8%	7.8%	8.1%	7.3%	8.1%	6.1%	6.7%	5.0%	0.5%	5.5%	1.1%	6.65%
Nov 2022	5.9%	1.9%	7.2%	4.2%	5.9%	5.9%	6.2%	6.3%	6.2%	5.7%	5.5%	4.4%	0.4%	4.8%	0.7%	5.47%
Oct 2022	5.7%	3.2%	7.6%	3.9%	6.1%	6.1%	6.4%	6.1%	6.5%	3.8%	5.7%	4.5%	0.5%	4.9%	0.7%	5.67%
Sep 2022	5.8%	2.3%	6.1%	3.4%	5.9%	5.3%	5.7%	5.7%	6.0%	3.2%	5.1%	4.2%	0.3%	4.5%	0.6%	5.11%
Aug 2022	6.1%	2.7%	7.3%	3.2%	7.0%	6.4%	6.5%	6.0%	6.1%	2.6%	5.6%	4.6%	0.3%	4.9%	0.7%	5.62%
Jul 2022	6.4%	4.3%	8.7%	5.3%	8.2%	7.7%	7.7%	6.6%	7.2%	4.2%	6.8%	4.5%	0.3%	4.8%	2.0%	6.78%
Jun 2022	5.7%	3.7%	7.7%	3.2%	7.8%	6.6%	7.2%	6.5%	6.8%	7.1%	6.1%	3.9%	0.3%	4.2%	1.9%	6.07%
May 2022	4.3%	3.2%	5.9%	3.9%	6.0%	6.0%	6.0%	5.5%	5.1%	4.0%	5.1%	3.9%	0.3%	4.2%	0.9%	5.08%
Apr 2022	5.9%	4.2%	7.9%	6.4%	7.9%	6.8%	7.6%	7.0%	5.6%	6.0%	6.5%	4.2%	0.3%	4.5%	2.0%	6.54%
Mar 2022	9.3%	6.5%	9.7%	7.6%	11.3%	9.1%	10.4%	9.8%	9.2%	4.6%	9.2%	4.4%	0.4%	4.8%	4.4%	9.20%
Feb 2022	7.2%	4.1%	7.3%	5.6%	7.6%	6.2%	8.7%	7.0%	7.1%	3.6%	6.8%	3.9%	0.4%	4.2%	2.6%	6.81%
Jan 2022	8.3%	6.4%	11.4%	6.5%	9.8%	6.6%	8.8%	8.7%	8.6%	5.6%	8.3%	3.7%	0.3%	4.0%	4.3%	8.35%
2021	5.8%	2.8%	5.6%	3.0%	6.1%	4.6%	6.1%	5.8%	5.3%	2.9%	5.0%	3.8%	0.3%	4.0%	1.0%	5.0%
Dec 2021	7.0%	3.9%	8.5%	3.6%	9.4%	6.3%	8.2%	7.6%	7.2%	3.4%	6.8%	4.4%	0.3%	4.7%	2.1%	6.80%
Nov 2021	7.4%	3.5%	7.7%	4.4%	8.1%	6.3%	8.6%	7.4%	7.2%	3.2%	6.7%	4.6%	0.4%	5.0%	1.7%	6.74%
Oct 2021	7.6%	3.0%	6.5%	3.6%	5.8%	5.2%	7.0%	7.0%	5.8%	3.5%	5.8%	4.4%	0.4%	4.8%	1.0%	5.76%
Sep 2021	6.6%	2.7%	6.4%	3.1%	5.5%	5.3%	6.3%	6.2%	5.1%	2.5%	5.2%	4.1%	0.3%	4.4%	0.7%	5.15%
Aug 2021	5.7%	2.5%	5.6%	2.5%	5.4%	4.6%	5.6%	5.2%	5.6%	1.3%	4.7%	3.9%	0.2%	4.1%	0.6%	4.70%
Jul 2021	4.7%	2.1%	5.1%	2.4%	4.8%	3.8%	5.4%	5.2%	5.4%	2.2%	4.3%	3.7%	0.2%	3.9%	0.4%	4.28%
Jun 2021	5.1%	2.2%	4.8%	2.7%	5.5%	3.6%	4.6%	4.3%	4.2%	2.2%	4.1%	3.5%	0.2%	3.7%	0.4%	4.09%
May 2021	4.3%	1.8%	4.5%	2.3%	4.9%	3.2%	4.7%	4.0%	3.4%	2.4%	3.8%	3.2%	0.2%	3.4%	0.4%	3.77%
Apr 2021	4.4%	2.1%	3.8%	1.7%	4.6%	3.2%	4.4%	4.3%	3.6%	1.9%	3.6%	3.0%	0.2%	3.2%	0.4%	3.62%
Mar 2021	4.3%	2.3%	3.1%	2.3%	5.0%	2.9%	4.5%	4.1%	4.0%	2.7%	3.7%	3.0%	0.2%	3.2%	0.5%	3.71%
Feb 2021	4.8%	3.3%	4.1%	3.5%	5.7%	3.9%	5.9%	5.6%	4.7%	3.0%	4.7%	3.4%	0.3%	3.6%	1.1%	4.71%
Jan 2021	7.9%	5.1%	6.2%	3.6%	7.6%	6.3%	8.0%	8.4%	6.8%	6.7%	6.8%	3.8%	0.1%	3.9%	2.9%	6.81%
2020	5.6%	4.2%	5.6%	3.1%	5.2%	5.5%	7.1%	6.0%	5.3%	3.8%	5.4%	4.2%	0.2%	4.4%	1.0%	5.4%
Dec 2020	5.1%	3.9%	5.1%	2.1%	5.1%	3.9%	6.8%	5.5%	5.2%	4.1%	4.8%	3.7%	0.2%	3.9%	1.0%	4.82%
Nov 2020	4.7%	3.9%	4.3%	2.8%	4.7%	3.9%	6.1%	4.6%	4.5%	4.2%	4.5%	3.7%	0.2%	3.9%	0.7%	4.53%
Oct 2020	6.4%	4.7%	4.1%	2.7%	5.4%	4.7%	7.5%	6.1%	4.7%	6.5%	5.4%	4.0%	0.2%	4.2%	1.1%	5.36%
Sep 2020	6.0%	3.5%	4.5%	3.0%	4.8%	4.7%	7.6%	5.7%	4.9%	3.3%	5.2%	4.2%	0.2%	4.4%	0.8%	5.21%
Aug 2020	5.1%	3.8%	5.5%	2.6%	5.1%	4.2%	6.9%	5.4%	4.9%	2.6%	4.9%	4.3%	0.2%	4.5%	0.4%	4.90%
Jul 2020	4.5%	3.3%	4.3%	2.3%	5.4%	4.7%	6.5%	4.8%	4.2%	1.8%	4.4%	3.9%	0.2%	4.1%	0.3%	4.42%
Jun 2020	4.5%	3.0%	4.1%	2.6%	4.3%	3.8%	6.1%	4.8%	3.7%	2.0%	4.2%	3.6%	0.1%	3.8%	0.5%	4.22%
May 2020	5.1%	3.5%	5.1%	3.3%	4.6%	5.6%	6.1%	5.5%	4.8%	1.5%	4.9%	3.7%	0.1%	3.8%	1.1%	4.88%
Apr 2020	7.7%	6.7%	8.2%	5.5%	7.5%	8.3%	9.6%	8.9%	8.3%	4.8%	7.9%	4.6%	0.1%	4.7%	3.3%	7.92%
Mar 2020	8.5%	6.8%	9.3%	3.4%	6.6%	11.3%	9.9%	8.5%	9.2%	7.5%	8.0%	5.1%	0.3%	5.4%	2.7%	8.02%
Feb 2020	4.8%	3.1%	5.7%	3.7%	4.8%	5.7%	5.8%	5.6%	5.1%	4.9%	4.9%	4.5%	0.4%	4.9%		4.90%
Jan 2020	5.1%	4.0%	6.7%	3.4%	4.6%	6.9%	5.9%	6.7%	5.7%	2.7%	5.3%	4.9%	0.4%	5.3%		5.28%

