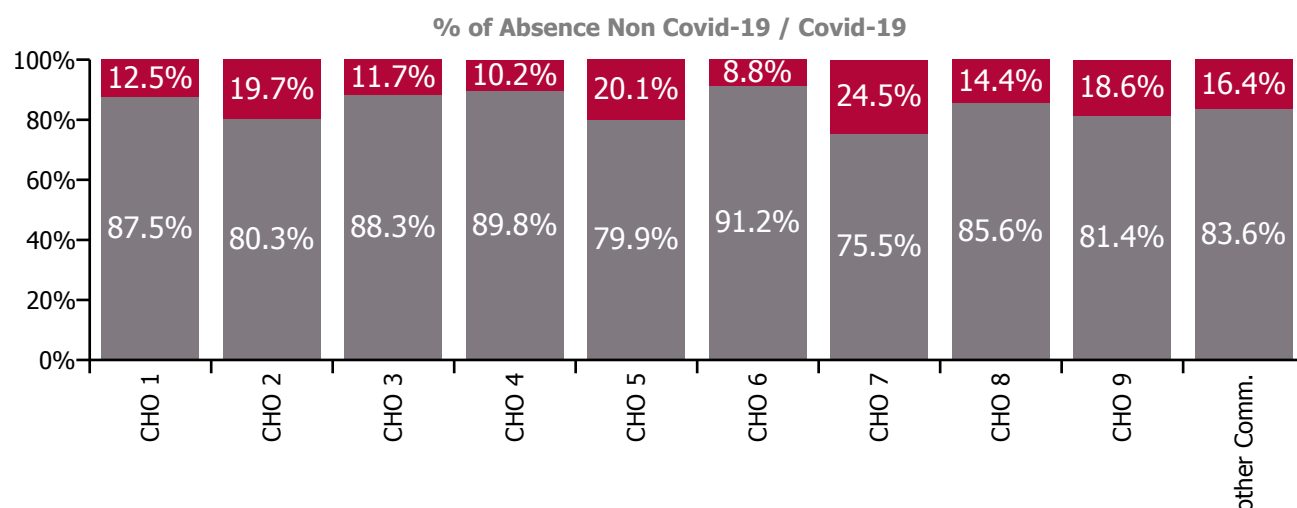
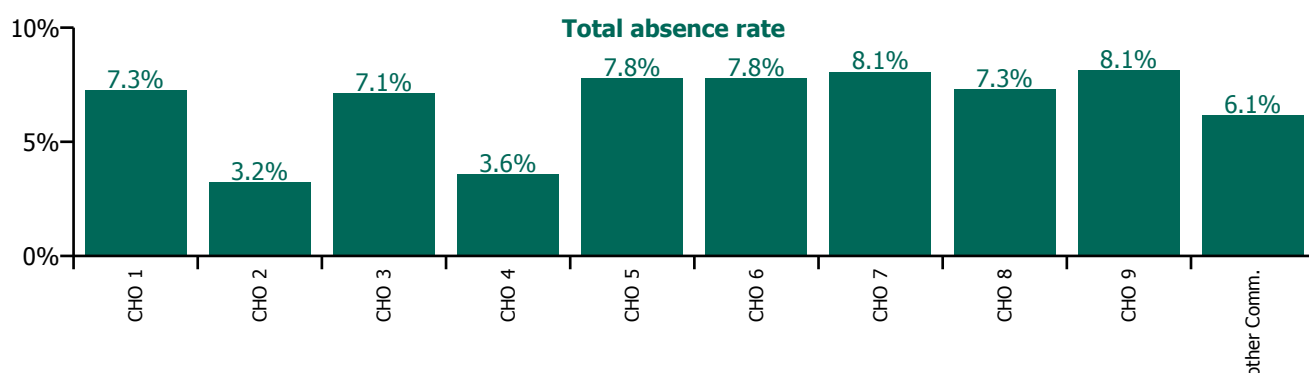


December 2022

Health Service Absence Rate - by Staff Category: Dec 2022	Certified absence	Self-certified absence	Non Covid-19 absence	Covid-19 absence	Total absence rate	% Non Covid-19 absence	% Covid-19 absence
Primary Care	5.0%	0.5%	5.5%	1.1%	6.7%	83.3%	16.7%
Medical & Dental	3.1%	0.3%	3.4%	0.8%	4.2%	80.5%	19.5%
Nursing & Midwifery	5.4%	0.5%	6.0%	1.2%	7.2%	83.2%	16.8%
Health & Social Care Professionals	4.2%	0.4%	4.6%	1.0%	5.6%	82.9%	17.1%
Management & Administrative	5.3%	0.6%	5.8%	1.0%	6.8%	85.7%	14.3%
General Support	6.1%	0.5%	6.6%	1.5%	8.1%	81.3%	18.7%
Patient & Client Care	6.3%	0.6%	6.9%	1.5%	8.4%	82.0%	18.0%

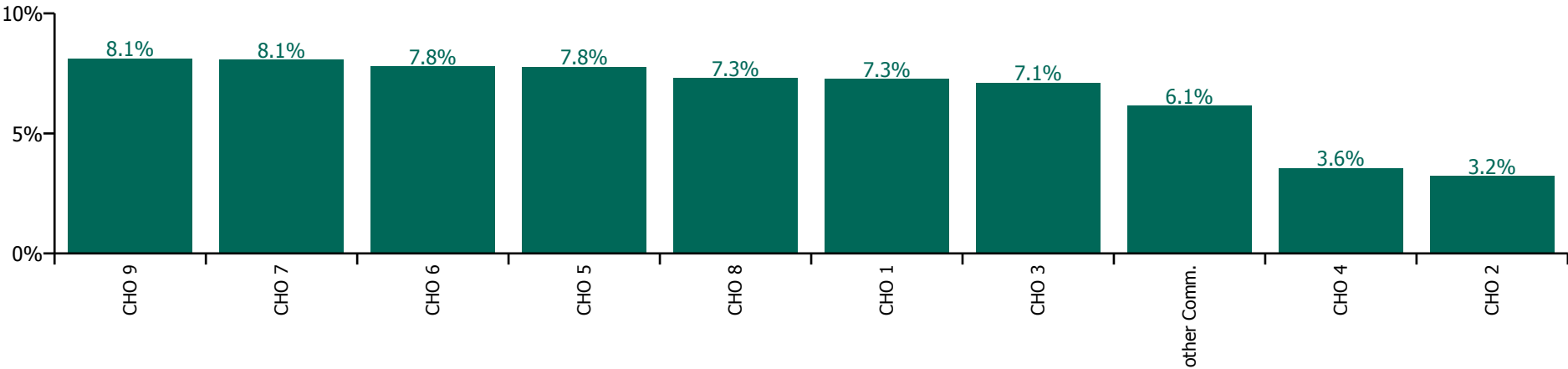
Health Service Absence Rate - Care Group by CHO: Dec 2022	Certified absence	Self-certified absence	Non Covid-19 absence	Covid-19 absence	Total absence rate	% Non Covid-19 absence	% Covid-19 absence
Primary Care	5.0%	0.5%	5.5%	1.1%	6.7%	83.3%	16.7%
CHO 1	5.9%	0.5%	6.3%	0.9%	7.3%	87.5%	12.5%
CHO 2	2.3%	0.3%	2.6%	0.6%	3.2%	80.3%	19.7%
CHO 3	5.8%	0.5%	6.3%	0.8%	7.1%	88.3%	11.7%
CHO 4	2.7%	0.5%	3.2%	0.4%	3.6%	89.8%	10.2%
CHO 5	5.7%	0.5%	6.2%	1.6%	7.8%	79.9%	20.1%
CHO 6	6.5%	0.6%	7.1%	0.7%	7.8%	91.2%	8.8%
CHO 7	5.4%	0.6%	6.1%	2.0%	8.1%	75.5%	24.5%
CHO 8	5.9%	0.4%	6.3%	1.1%	7.3%	85.6%	14.4%
CHO 9	6.0%	0.6%	6.6%	1.5%	8.1%	81.4%	18.6%
Other Community Services	4.4%	0.7%	5.1%	1.0%	6.1%	83.6%	16.4%



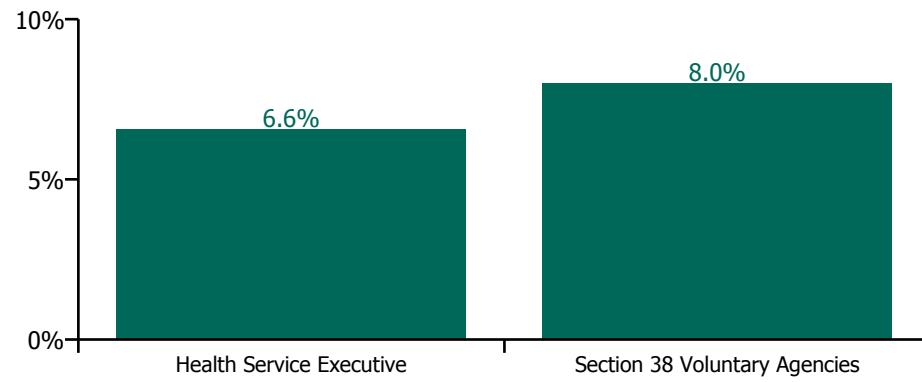
December 2022

Health Service Absence Rate - by Hospital Group & Staff Category: Dec 2022	Medical & Dental	Nursing & Midwifery	Health & Social Care Professionals	Management & Administrative	General Support	Patient & Client Care	Certified absence	Self-certified absence	Non Covid-19 absence	Covid-19 absence	Total absence rate
Primary Care	4.2%	7.2%	5.6%	6.8%	8.1%	8.4%	5.0%	0.5%	5.5%	1.1%	6.7%
CHO 1	3.9%	7.8%	6.2%	7.4%	9.4%	8.3%	5.9%	0.5%	6.3%	0.9%	7.3%
CHO 2	0.2%	4.7%	3.1%	3.5%	0.0%	2.4%	2.3%	0.3%	2.6%	0.6%	3.2%
CHO 3	2.4%	9.0%	6.3%	8.3%	1.2%	7.0%	5.8%	0.5%	6.3%	0.8%	7.1%
CHO 4	4.3%	3.1%	3.6%	3.6%	0.0%	5.4%	2.7%	0.5%	3.2%	0.4%	3.6%
CHO 5	8.1%	6.8%	7.7%	8.7%	2.8%	9.7%	5.7%	0.5%	6.2%	1.6%	7.8%
CHO 6	7.9%	9.7%	5.7%	8.8%	7.3%	4.9%	6.5%	0.6%	7.1%	0.7%	7.8%
CHO 7	4.3%	8.1%	5.3%	8.2%	11.5%	11.4%	5.4%	0.6%	6.1%	2.0%	8.1%
CHO 8	3.3%	9.8%	5.4%	6.5%	11.2%	10.2%	5.9%	0.4%	6.3%	1.1%	7.3%
CHO 9	4.2%	8.7%	7.2%	8.7%	13.4%	10.1%	6.0%	0.6%	6.6%	1.5%	8.1%
Other Community Services	3.3%	15.8%	6.0%	3.0%	38.4%	8.2%	4.4%	0.7%	5.1%	1.0%	6.1%

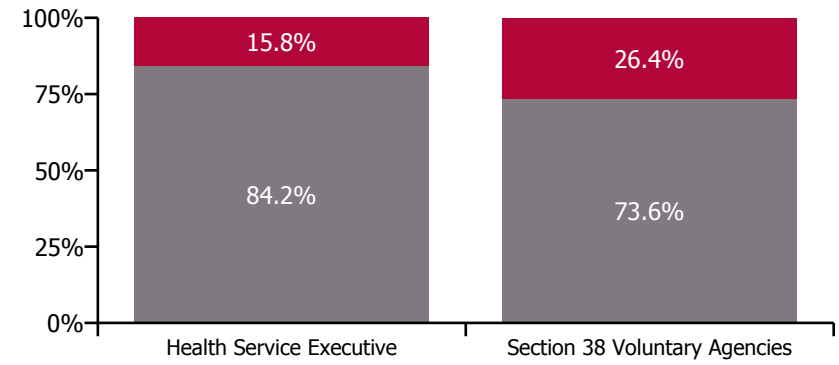
Total absence rate



Total absence rate



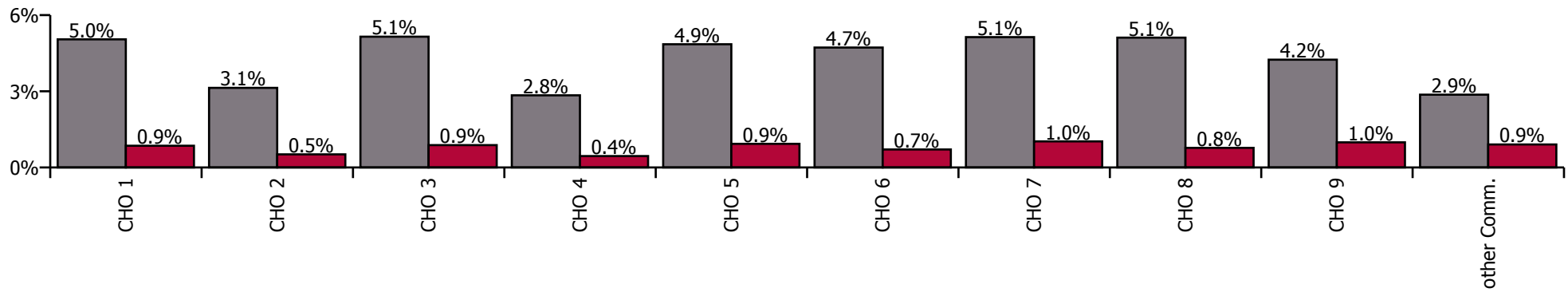
Non Covid-19 & Covid-19 Absence



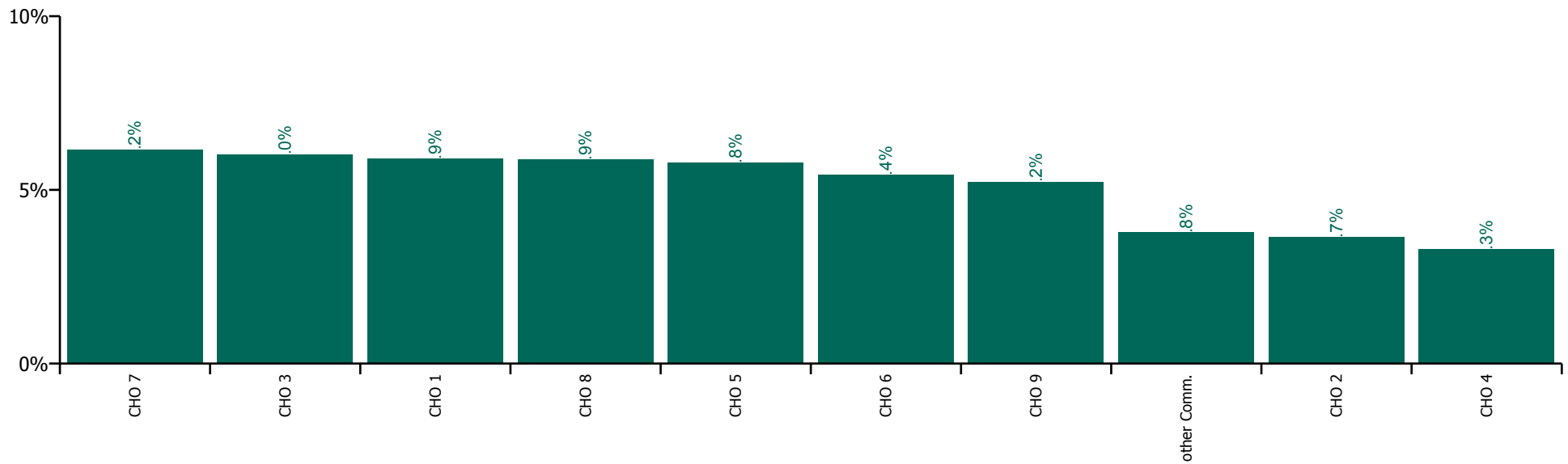
December 2022

Health Service Absence Rate by Hospital: Dec 2022	Medical & Dental	Nursing & Midwifery	Health & Social Care Professionals	Management & Administrative	General Support	Patient & Client Care	Certified absence	Self-certified absence	Non Covid-19 absence	Covid-19 absence	Total absence rate
Primary Care	3.4%	6.1%	4.4%	5.0%	5.5%	6.7%	4.1%	0.3%	4.5%	0.8%	5.3%
Health Service Executive	2.7%	7.6%	5.2%	5.5%	6.2%	6.0%	4.7%	0.3%	5.0%	0.9%	5.9%
CHO 1	2.7%	7.6%	5.2%	5.5%	6.2%	6.0%	4.7%	0.3%	5.0%	0.9%	5.9%
Health Service Executive	2.3%	4.7%	3.7%	3.6%	1.0%	3.0%	3.0%	0.1%	3.1%	0.5%	3.7%
CHO 2	2.3%	4.7%	3.7%	3.6%	1.0%	3.0%	3.0%	0.1%	3.1%	0.5%	3.7%
Health Service Executive	4.4%	6.7%	5.7%	6.3%	4.4%	6.2%	4.8%	0.3%	5.1%	0.9%	6.0%
CHO 3	4.4%	6.7%	5.7%	6.3%	4.4%	6.2%	4.8%	0.3%	5.1%	0.9%	6.0%
Health Service Executive	2.9%	3.2%	2.8%	3.1%	1.8%	5.8%	2.5%	0.3%	2.8%	0.5%	3.3%
Section 38 Voluntary Agencies	1.2%	3.8%	2.0%	2.1%	3.9%	6.1%	2.5%	0.5%	3.0%	0.4%	3.4%
CHO 4	2.6%	3.3%	2.7%	3.0%	3.4%	5.8%	2.5%	0.3%	2.8%	0.4%	3.3%
Health Service Executive	4.7%	6.8%	5.4%	5.2%	3.5%	7.1%	4.5%	0.3%	4.9%	0.9%	5.8%
CHO 5	4.7%	6.8%	5.4%	5.2%	3.5%	7.1%	4.5%	0.3%	4.9%	0.9%	5.8%
Health Service Executive	5.2%	6.5%	4.5%	5.5%	4.6%	6.3%	4.5%	0.4%	4.8%	0.7%	5.6%
Section 38 Voluntary Agencies	3.9%	14.6%	3.5%	3.7%	5.6%	1.4%	3.7%	0.3%	4.0%	0.4%	4.5%
CHO 6	4.9%	6.9%	4.5%	5.3%	5.1%	4.8%	4.4%	0.4%	4.7%	0.7%	5.4%
Health Service Executive	4.4%	6.4%	4.6%	6.5%	10.9%	8.5%	4.8%	0.4%	5.3%	1.0%	6.3%
Section 38 Voluntary Agencies	1.4%	5.7%	4.4%	3.6%	7.1%	7.8%	4.5%	0.4%	4.8%	1.0%	5.9%
CHO 7	3.9%	6.2%	4.5%	6.0%	8.4%	8.2%	4.7%	0.4%	5.1%	1.0%	6.2%
Health Service Executive	2.4%	7.9%	4.7%	5.4%	6.7%	7.2%	4.8%	0.3%	5.1%	0.8%	5.9%
CHO 8	2.4%	7.9%	4.7%	5.4%	6.7%	7.2%	4.8%	0.3%	5.1%	0.8%	5.9%
Health Service Executive	3.7%	5.7%	4.1%	5.5%	6.0%	8.2%	3.9%	0.3%	4.2%	1.0%	5.2%
CHO 9	3.7%	5.7%	4.1%	5.5%	6.0%	8.2%	3.9%	0.3%	4.2%	1.0%	5.2%
Other Community Services	3.3%	3.0%	4.8%	2.1%	9.0%	8.7%	2.6%	0.3%	2.9%	0.9%	3.8%

Non Covid-19 / Covid-19 absence rates



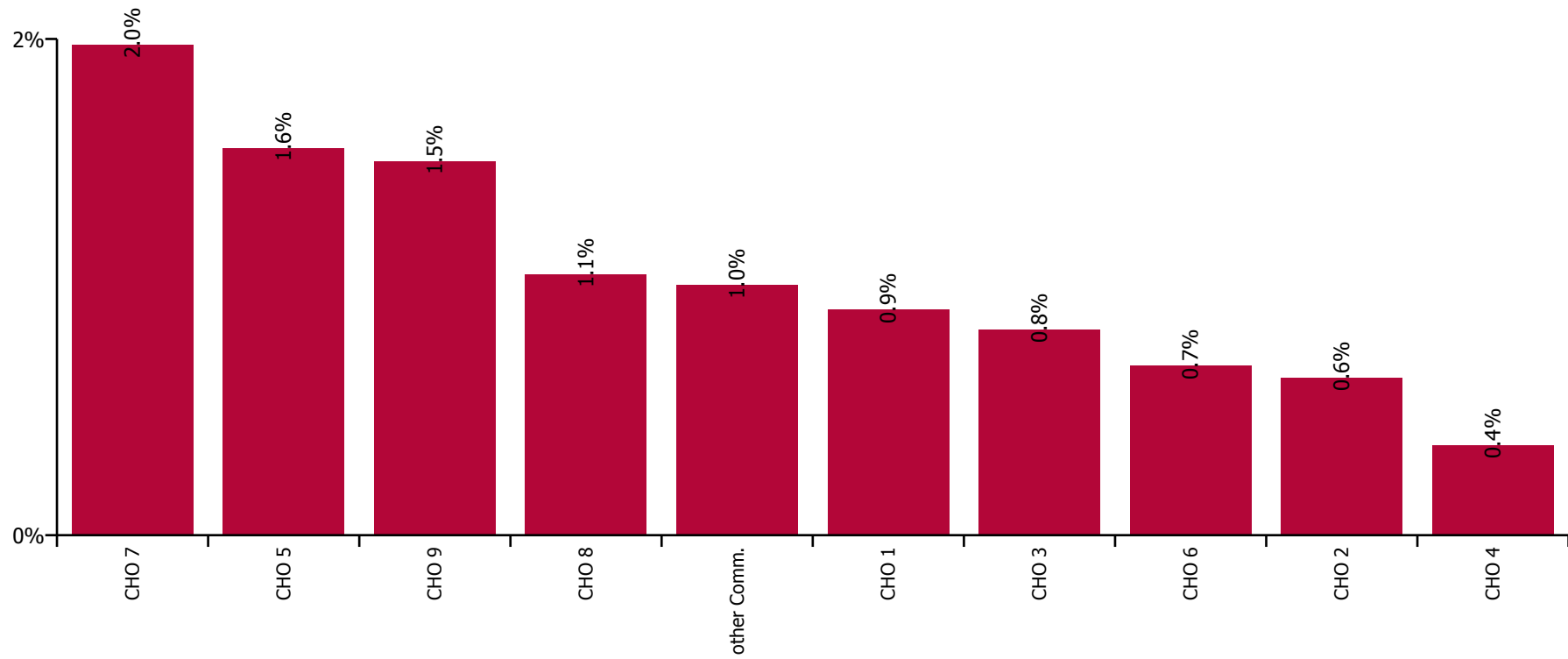
Total absence rate



December 2022

Health Service Covid-19 Absence Rate - by Staff Category & Hospital: Dec 2022	Medical & Dental	Nursing & Midwifery	Health & Social Care Professionals	Management & Administrative	General Support	Patient & Client Care	Covid-19 absence	Non Covid-19 absence	Total absence rate
Primary Care	0.8%	1.2%	1.0%	6.8%	1.5%	1.5%	1.1%	5.5%	6.7%
Health Service Executive	0.6%	1.1%	1.1%	7.4%	1.0%	0.1%	0.9%	6.3%	7.3%
CHO 1	0.6%	1.1%	1.1%	7.4%	1.0%	0.1%	0.9%	6.3%	7.3%
Health Service Executive	0.2%	1.3%	0.3%	3.5%	0.0%	0.4%	0.6%	2.6%	3.2%
CHO 2	0.2%	1.3%	0.3%	3.5%	0.0%	0.4%	0.6%	2.6%	3.2%
Health Service Executive	0.1%	0.7%	1.2%	8.3%	0.0%	0.8%	0.8%	6.3%	7.1%
CHO 3	0.1%	0.7%	1.2%	8.3%	0.0%	0.8%	0.8%	6.3%	7.1%
Health Service Executive	0.3%	0.3%	0.6%	3.9%	0.0%	0.1%	0.4%	3.4%	3.8%
Section 38 Voluntary Agencies	0.0%	0.0%	0.0%	0.5%	0.0%	0.0%	0.0%	1.3%	1.3%
CHO 4	0.2%	0.3%	0.6%	3.6%	0.0%	0.1%	0.4%	3.2%	3.6%
Health Service Executive	2.8%	1.2%	1.7%	8.7%	1.6%	2.2%	1.6%	6.2%	7.8%
CHO 5	2.8%	1.2%	1.7%	8.7%	1.6%	2.2%	1.6%	6.2%	7.8%
Health Service Executive	0.4%	0.5%	0.3%	7.7%	0.0%	1.1%	0.7%	7.0%	7.7%
Section 38 Voluntary Agencies	0.0%	2.2%	6.0%	14.9%	0.0%	0.0%	0.8%	7.5%	8.3%
CHO 6	0.4%	0.8%	0.5%	8.8%	0.0%	0.7%	0.7%	7.1%	7.8%
Health Service Executive	0.7%	1.5%	1.2%	9.0%	6.3%	2.4%	1.6%	6.0%	7.6%
Section 38 Voluntary Agencies	0.0%	2.8%	2.8%	5.0%	1.5%	5.6%	2.9%	6.3%	9.2%
CHO 7	0.6%	1.9%	1.4%	8.2%	3.2%	3.7%	2.0%	6.1%	8.1%
Health Service Executive	0.3%	1.4%	0.6%	6.5%	1.1%	1.2%	1.1%	6.3%	7.3%
CHO 8	0.3%	1.4%	0.6%	6.5%	1.1%	1.2%	1.1%	6.3%	7.3%
Health Service Executive	1.8%	2.0%	1.1%	8.7%	2.7%	1.1%	1.5%	6.6%	8.1%
CHO 9	1.8%	2.0%	1.1%	8.7%	2.7%	1.1%	1.5%	6.6%	8.1%
Other Community Services	2.2%	0.0%	1.1%	3.0%	0.0%	3.4%	1.0%	5.1%	6.1%

Covid-19 absence rate



December 2022

Health Service Absence Rate - by Staff Category: Dec 2022	Certified absence	Self- certified absence	Non Covid-19 absence	Covid-19 absence	Total absence rate	% Non Covid-19 absence	% Covid-19 absence
HSE Primary Care CHO 1	5.9%	0.5%	6.3%	0.9%	7.3%	87.5%	12.5%
Medical & Dental	3.1%	0.2%	3.3%	0.6%	3.9%	83.7%	16.3%
Nursing & Midwifery	6.3%	0.5%	6.8%	1.1%	7.8%	86.1%	13.9%
Health & Social Care Professionals	4.5%	0.5%	5.0%	1.1%	6.2%	81.6%	18.4%
Management & Administrative	5.9%	0.6%	6.5%	0.9%	7.4%	87.6%	12.4%
General Support	8.3%	0.2%	8.5%	1.0%	9.4%	89.8%	10.2%
Patient & Client Care	8.0%	0.3%	8.3%	0.1%	8.3%	99.1%	0.9%

December 2022

Health Service Absence Rate - by Staff Category: Dec 2022	Certified absence	Self- certified absence	Non Covid-19 absence	Covid-19 absence	Total absence rate	% Non Covid-19 absence	% Covid-19 absence
HSE Primary Care CHO 2	2.3%	0.3%	2.6%	0.6%	3.2%	80.3%	19.7%
Medical & Dental	0.0%	0.0%	0.0%	0.2%	0.2%	22.8%	77.2%
Nursing & Midwifery	3.0%	0.3%	3.3%	1.3%	4.7%	71.1%	28.9%
Health & Social Care Professionals	2.6%	0.2%	2.8%	0.3%	3.1%	91.0%	9.0%
Management & Administrative	2.5%	0.4%	2.9%	0.6%	3.5%	83.4%	16.6%
General Support	0.0%	0.0%	0.0%	0.0%	0.0%		#DIV/0
Patient & Client Care	1.7%	0.2%	1.9%	0.4%	2.4%	81.6%	18.4%

December 2022

Health Service Absence Rate - by Staff Category: Dec 2022	Certified absence	Self- certified absence	Non Covid-19 absence	Covid-19 absence	Total absence rate	% Non Covid-19 absence	% Covid-19 absence
HSE Primary Care CHO 3	5.8%	0.5%	6.3%	0.8%	7.1%	88.3%	11.7%
Medical & Dental	2.0%	0.2%	2.3%	0.1%	2.4%	95.2%	4.8%
Nursing & Midwifery	7.9%	0.5%	8.4%	0.7%	9.0%	92.7%	7.3%
Health & Social Care Professionals	4.7%	0.4%	5.1%	1.2%	6.3%	80.6%	19.4%
Management & Administrative	6.5%	0.6%	7.1%	1.1%	8.3%	86.5%	13.5%
General Support	1.2%	0.0%	1.2%	0.0%	1.2%	100.0%	0.0%
Patient & Client Care	5.5%	0.7%	6.2%	0.8%	7.0%	88.9%	11.1%

December 2022

Health Service Absence Rate - by Staff Category: Dec 2022	Certified absence	Self- certified absence	Non Covid-19 absence	Covid-19 absence	Total absence rate	% Non Covid-19 absence	% Covid-19 absence
HSE Primary Care CHO 4	2.7%	0.5%	3.2%	0.4%	3.6%	89.8%	10.2%
Medical & Dental	3.8%	0.3%	4.1%	0.2%	4.3%	94.5%	5.5%
Nursing & Midwifery	2.2%	0.5%	2.8%	0.3%	3.1%	90.4%	9.6%
Health & Social Care Professionals	2.8%	0.2%	3.0%	0.6%	3.6%	84.5%	15.5%
Management & Administrative	2.6%	0.4%	3.0%	0.6%	3.6%	82.3%	17.7%
General Support	0.0%	0.0%	0.0%	0.0%	0.0%		#DIV/0
Patient & Client Care	4.1%	1.2%	5.3%	0.1%	5.4%	98.0%	2.0%

December 2022

Health Service Absence Rate - by Staff Category: Dec 2022	Certified absence	Self- certified absence	Non Covid-19 absence	Covid-19 absence	Total absence rate	% Non Covid-19 absence	% Covid-19 absence
HSE Primary Care CHO 5	5.7%	0.5%	6.2%	1.6%	7.8%	79.9%	20.1%
Medical & Dental	5.0%	0.3%	5.3%	2.8%	8.1%	65.3%	34.7%
Nursing & Midwifery	5.3%	0.3%	5.6%	1.2%	6.8%	82.5%	17.5%
Health & Social Care Professionals	5.4%	0.6%	6.0%	1.7%	7.7%	78.4%	21.6%
Management & Administrative	7.0%	0.6%	7.6%	1.1%	8.7%	87.3%	12.7%
General Support	0.1%	1.1%	1.2%	1.6%	2.8%	43.7%	56.3%
Patient & Client Care	6.7%	0.8%	7.5%	2.2%	9.7%	77.1%	22.9%

December 2022

Health Service Absence Rate - by Staff Category: Dec 2022	Certified absence	Self- certified absence	Non Covid-19 absence	Covid-19 absence	Total absence rate	% Non Covid-19 absence	% Covid-19 absence
HSE Primary Care CHO 6	6.5%	0.6%	7.1%	0.7%	7.8%	91.2%	8.8%
Medical & Dental	6.8%	0.7%	7.5%	0.4%	7.9%	95.5%	4.5%
Nursing & Midwifery	8.3%	0.6%	8.9%	0.8%	9.7%	91.7%	8.3%
Health & Social Care Professionals	4.7%	0.5%	5.2%	0.5%	5.7%	90.4%	9.6%
Management & Administrative	7.0%	0.9%	7.9%	0.9%	8.8%	90.0%	10.0%
General Support	6.9%	0.4%	7.3%	0.0%	7.3%	100.0%	0.0%
Patient & Client Care	3.8%	0.4%	4.2%	0.7%	4.9%	85.9%	14.1%

December 2022

Health Service Absence Rate - by Staff Category: Dec 2022	Certified absence	Self- certified absence	Non Covid-19 absence	Covid-19 absence	Total absence rate	% Non Covid-19 absence	% Covid-19 absence
HSE Primary Care CHO 7	5.4%	0.6%	6.1%	2.0%	8.1%	75.5%	24.5%
Medical & Dental	3.0%	0.7%	3.7%	0.6%	4.3%	86.6%	13.4%
Nursing & Midwifery	5.6%	0.7%	6.2%	1.9%	8.1%	76.2%	23.8%
Health & Social Care Professionals	3.3%	0.6%	3.9%	1.4%	5.3%	73.3%	26.7%
Management & Administrative	6.7%	0.5%	7.2%	1.1%	8.2%	86.9%	13.1%
General Support	7.4%	1.0%	8.3%	3.2%	11.5%	72.2%	27.8%
Patient & Client Care	7.0%	0.7%	7.7%	3.7%	11.4%	67.6%	32.4%

December 2022

Health Service Absence Rate - by Staff Category: Dec 2022	Certified absence	Self- certified absence	Non Covid-19 absence	Covid-19 absence	Total absence rate	% Non Covid-19 absence	% Covid-19 absence
HSE Primary Care CHO 8	5.9%	0.4%	6.3%	1.1%	7.3%	85.6%	14.4%
Medical & Dental	2.8%	0.2%	3.0%	0.3%	3.3%	91.0%	9.0%
Nursing & Midwifery	8.0%	0.3%	8.4%	1.4%	9.8%	85.8%	14.2%
Health & Social Care Professionals	4.5%	0.3%	4.8%	0.6%	5.4%	88.4%	11.6%
Management & Administrative	4.6%	0.6%	5.2%	1.3%	6.5%	80.3%	19.7%
General Support	9.4%	0.7%	10.1%	1.1%	11.2%	90.2%	9.8%
Patient & Client Care	8.6%	0.4%	9.0%	1.2%	10.2%	88.3%	11.7%

December 2022

Health Service Absence Rate - by Staff Category: Dec 2022	Certified absence	Self- certified absence	Non Covid-19 absence	Covid-19 absence	Total absence rate	% Non Covid-19 absence	% Covid-19 absence
HSE Primary Care CHO 9	6.0%	0.6%	6.6%	1.5%	8.1%	81.4%	18.6%
Medical & Dental	2.3%	0.0%	2.4%	1.8%	4.2%	56.1%	43.9%
Nursing & Midwifery	5.9%	0.8%	6.7%	2.0%	8.7%	76.8%	23.2%
Health & Social Care Professionals	5.6%	0.5%	6.1%	1.1%	7.2%	85.2%	14.8%
Management & Administrative	6.7%	0.6%	7.4%	1.4%	8.7%	84.4%	15.6%
General Support	10.3%	0.4%	10.7%	2.7%	13.4%	79.8%	20.2%
Patient & Client Care	8.2%	0.8%	9.0%	1.1%	10.1%	89.5%	10.5%

December 2022

Health Service Absence Rate - by Staff Category: Dec 2022	Certified absence	Self- certified absence	Non Covid-19 absence	Covid-19 absence	Total absence rate	% Non Covid-19 absence	% Covid-19 absence
HSE Primary Care Other Community Services	4.4%	0.7%	5.1%	1.0%	6.1%	83.6%	16.4%
Medical & Dental	0.0%	1.1%	1.1%	2.2%	3.3%	33.3%	66.7%
Nursing & Midwifery	13.4%	2.4%	15.8%	0.0%	15.8%	100.0%	0.0%
Health & Social Care Professionals	4.1%	0.7%	4.8%	1.1%	6.0%	80.9%	19.1%
Management & Administrative	2.5%	0.3%	2.8%	0.2%	3.0%	93.4%	6.6%
General Support	38.4%	0.0%	38.4%	0.0%	38.4%	100.0%	0.0%
Patient & Client Care	4.1%	0.7%	4.8%	3.4%	8.2%	58.2%	41.8%

December 2022

Cork Dental Hospital absence by Staff Category	Certified absence	Self-certified absence	Non Covid-19 absence	Covid-19 absence	Total absence rate	% Non Covid-19 absence	% Covid-19 absence
Cork Dental Hospital (CHO 4)	0.9%	0.3%	1.3%	0.0%	1.3%	100.0%	0.0%
Medical & Dental	0.0%	0.2%	0.2%	0.0%	0.2%	100.0%	0.0%
Nursing & Midwifery	5.4%	0.0%	5.4%	0.0%	5.4%	100.0%	0.0%
Health & Social Care Professionals	0.0%	0.0%	0.0%	0.0%	0.0%		#DIV/0
Management & Administrative	0.5%	0.0%	0.5%	0.0%	0.5%	100.0%	0.0%
General Support	0.0%	0.0%	0.0%	0.0%	0.0%		
Patient & Client Care	1.5%	1.0%	2.5%	0.0%	2.5%	100.0%	0.0%

December 2022

Dublin Dental Hospital absence by Staff Category	Certified absence	Self-certified absence	Non Covid-19 absence	Covid-19 absence	Total absence rate	% Non Covid-19 absence	% Covid-19 absence
Dublin Dental Hospital (CHO 6)	8.2%	0.0%	8.2%	0.0%	8.2%	100.0%	0.0%
Medical & Dental	0.0%	0.0%	0.0%	0.0%	0.0%		
Nursing & Midwifery	32.7%	0.0%	32.7%	0.0%	32.7%	100.0%	0.0%
Health & Social Care Professionals	0.0%	0.0%	0.0%	0.0%	0.0%		#DIV/0
Management & Administrative	16.4%	0.0%	16.4%	0.0%	16.4%	100.0%	0.0%
General Support	8.2%	0.0%	8.2%	0.0%	8.2%	100.0%	0.0%
Patient & Client Care	0.0%	0.0%	0.0%	0.0%	0.0%		#DIV/0

December 2022

Our Lady's Hospice & Care, Dublin absence by Staff Category	Certified absence	Self-certified absence	Non Covid-19 absence	Covid-19 absence	Total absence rate	% Non Covid-19 absence	% Covid-19 absence
Our Lady's Hospice & Care, Dublin (CHO 7)	5.7%	0.6%	6.3%	2.9%	9.2%	68.6%	31.4%
Medical & Dental	7.1%	1.0%	8.1%	0.0%	8.1%	100.0%	0.0%
Nursing & Midwifery	6.3%	0.5%	6.8%	2.8%	9.6%	71.1%	28.9%
Health & Social Care Professionals	2.8%	0.6%	3.4%	2.8%	6.3%	54.9%	45.1%
Management & Administrative	4.5%	0.3%	4.8%	0.2%	5.0%	96.5%	3.5%
General Support	7.6%	1.1%	8.7%	1.5%	10.2%	85.3%	14.7%
Patient & Client Care	5.0%	0.6%	5.5%	5.6%	11.1%	49.8%	50.2%

December 2022

Our Lady's Hospice & Care, Wicklow absence by Staff Category	Certified absence	Self-certified absence	Non Covid-19 absence	Covid-19 absence	Total absence rate	% Non Covid-19 absence	% Covid-19 absence
Our Lady's Hospice & Care, Wicklow (CHO 6)	5.5%	0.4%	5.9%	2.4%	8.3%	70.6%	29.4%
Medical & Dental	1.4%	0.0%	1.4%	0.0%	1.4%	100.0%	0.0%
Nursing & Midwifery	8.7%	0.3%	8.9%	2.7%	11.6%	76.9%	23.1%
Health & Social Care Professionals	1.6%	2.6%	4.2%	9.3%	13.5%	31.1%	68.9%
Management & Administrative	0.0%	0.0%	0.0%	0.0%	0.0%		#DIV/0
General Support							
Patient & Client Care	0.0%	0.0%	0.0%	0.0%	0.0%		#DIV/0

Primary Care

Year/ month	Medical & Dental	Nursing & Midwifery	Health & Social Care Professionals	Management & Administrative	General Support	Patient & Client Care	Certified absence	Self-certified absence	Non Covid-19 absence	Covid-19 absence	Total absence rate
2022	4.0%	7.6%	5.6%	5.9%	7.7%	8.0%	4.2%	0.4%	4.6%	1.9%	6.5%
Dec 2022	4.2%	7.2%	5.6%	6.8%	8.1%	8.4%	5.0%	0.5%	5.5%	1.1%	6.7%
Nov 2022	3.7%	6.1%	4.6%	5.3%	6.7%	7.1%	4.4%	0.4%	4.8%	0.7%	5.5%
Oct 2022	3.7%	6.4%	4.9%	5.5%	7.7%	6.7%	4.5%	0.5%	4.9%	0.7%	5.7%
Sep 2022	3.4%	6.1%	4.6%	4.3%	6.7%	6.2%	4.2%	0.3%	4.5%	0.6%	5.1%
Aug 2022	3.8%	6.6%	4.6%	5.3%	7.2%	6.7%	4.6%	0.3%	4.9%	0.7%	5.6%
Jul 2022	4.1%	7.7%	5.9%	6.3%	8.3%	8.7%	4.5%	0.3%	4.8%	2.0%	6.8%
Jun 2022	4.1%	6.9%	5.6%	5.5%	8.6%	6.6%	3.9%	0.3%	4.2%	1.8%	6.1%
May 2022	2.8%	6.2%	4.2%	4.3%	6.1%	6.6%	3.9%	0.3%	4.2%	0.9%	5.1%
Apr 2022	3.7%	7.9%	5.9%	5.6%	7.9%	7.7%	4.2%	0.3%	4.5%	2.0%	6.5%
Mar 2022	5.1%	11.3%	8.5%	8.4%	9.1%	10.4%	4.4%	0.4%	4.8%	4.4%	9.2%
Feb 2022	4.0%	8.7%	6.1%	5.4%	6.3%	8.6%	3.9%	0.4%	4.2%	2.6%	6.8%
Jan 2022	5.4%	9.8%	7.2%	7.3%	9.2%	10.3%	3.7%	0.3%	4.0%	4.3%	8.3%
2021	3.5%	6.0%	4.2%	4.4%	5.0%	6.4%	3.8%	0.3%	4.0%	1.0%	5.0%
Dec 2021	4.2%	8.3%	5.8%	5.9%	5.9%	8.7%	4.4%	0.3%	4.7%	2.1%	6.8%
Nov 2021	4.8%	8.0%	5.8%	5.9%	6.4%	8.6%	4.6%	0.4%	5.0%	1.7%	6.7%
Oct 2021	4.1%	6.6%	5.3%	4.9%	5.7%	7.3%	4.4%	0.4%	4.8%	1.0%	5.8%
Sep 2021	4.0%	6.2%	4.6%	4.2%	4.7%	6.5%	4.1%	0.3%	4.4%	0.7%	5.2%
Aug 2021	3.6%	5.8%	4.0%	3.8%	3.9%	6.3%	3.9%	0.2%	4.1%	0.6%	4.7%
Jul 2021	2.8%	4.8%	3.7%	3.8%	4.0%	5.9%	3.7%	0.2%	3.9%	0.4%	4.3%
Jun 2021	2.8%	5.1%	3.3%	3.7%	4.3%	4.8%	3.5%	0.2%	3.7%	0.4%	4.1%
May 2021	2.9%	4.5%	2.9%	3.3%	4.0%	5.0%	3.2%	0.2%	3.4%	0.4%	3.8%
Apr 2021	2.8%	4.2%	2.8%	3.3%	3.6%	4.7%	3.0%	0.2%	3.2%	0.4%	3.6%
Mar 2021	3.3%	4.3%	3.2%	3.3%	3.7%	4.4%	3.0%	0.2%	3.2%	0.5%	3.7%
Feb 2021	3.3%	5.8%	3.8%	4.0%	5.1%	5.9%	3.4%	0.3%	3.6%	1.1%	4.7%
Jan 2021	3.4%	8.5%	5.3%	6.1%	8.9%	8.5%	3.8%	0.1%	3.9%	2.9%	6.8%
2020	3.5%	6.3%	4.6%	5.0%	5.3%	7.0%	4.2%	0.2%	4.4%	1.0%	5.4%
Dec 2020	3.1%	5.7%	4.5%	4.1%	5.3%	5.7%	3.7%	0.2%	3.9%	1.0%	4.8%
Nov 2020	3.4%	5.7%	3.5%	4.0%	4.8%	5.6%	3.7%	0.2%	3.9%	0.7%	4.5%
Oct 2020	3.8%	6.6%	4.0%	5.0%	5.2%	7.6%	4.0%	0.2%	4.2%	1.1%	5.4%
Sep 2020	3.2%	6.0%	4.5%	4.7%	5.2%	7.6%	4.2%	0.2%	4.4%	0.8%	5.2%
Aug 2020	3.2%	5.5%	4.2%	4.4%	4.4%	7.8%	4.3%	0.2%	4.5%	0.4%	4.9%

Jul 2020	2.6%	5.3%	4.1%	3.7%	4.1%	6.3%	3.9%	0.2%	4.1%	0.3%	4.4%
Jun 2020	2.6%	5.2%	3.3%	3.8%	5.0%	5.5%	3.6%	0.1%	3.8%	0.5%	4.2%
May 2020	2.5%	6.6%	3.8%	4.5%	4.8%	5.7%	3.7%	0.1%	3.8%	1.1%	4.9%
Apr 2020	5.2%	10.1%	7.0%	7.0%	5.8%	9.7%	4.6%	0.1%	4.7%	3.3%	7.9%
Mar 2020	6.0%	8.9%	7.6%	7.2%	7.7%	9.9%	5.1%	0.3%	5.4%	2.7%	8.0%
Feb 2020	3.3%	5.1%	4.1%	5.3%	5.8%	6.5%	4.5%	0.4%	4.9%		4.9%
Jan 2020	3.5%	5.1%	4.6%	6.1%	5.1%	7.0%	4.9%	0.4%	5.3%		5.3%
2019	2.8%	5.5%	3.7%	5.0%	5.2%	6.3%	4.3%	0.4%	4.7%		4.7%
Dec 2019	3.6%	5.8%	4.4%	6.2%	5.0%	7.8%	5.0%	0.5%	5.5%		5.5%
Nov 2019	2.8%	5.4%	3.8%	5.8%	5.0%	6.8%	4.6%	0.4%	5.0%		5.0%
Oct 2019	2.6%	5.6%	3.7%	5.5%	5.0%	6.7%	4.5%	0.4%	4.9%		4.9%
Sep 2019	2.2%	5.0%	3.6%	5.0%	7.6%	6.5%	4.3%	0.3%	4.7%		4.7%
Aug 2019	2.9%	5.8%	3.7%	4.8%	5.4%	5.7%	4.5%	0.2%	4.8%		4.8%
Jul 2019	2.9%	5.0%	3.5%	4.4%	5.0%	6.2%	4.2%	0.2%	4.4%		4.4%
Jun 2019	3.2%	5.2%	3.7%	3.9%	4.9%	5.9%	4.1%	0.3%	4.4%		4.4%
May 2019	2.6%	5.5%	3.5%	4.4%	4.6%	5.9%	4.2%	0.3%	4.5%		4.5%
Apr 2019	2.8%	4.7%	3.6%	4.7%	5.4%	6.8%	4.2%	0.4%	4.5%		4.5%
Mar 2019	2.7%	4.9%	3.6%	4.9%	4.7%	6.2%	4.2%	0.4%	4.5%		4.5%
Feb 2019	2.7%	6.9%	3.4%	4.6%	5.7%	6.1%	4.1%	0.8%	5.0%		5.0%
Jan 2019	2.5%	5.8%	3.8%	5.6%	4.6%	5.5%	3.6%	0.6%	4.2%		4.2%

Primary Care

Year/ month	CHO 1	CHO 2	CHO 3	CHO 4	CHO 5	CHO 6	CHO 7	CHO 8	CHO 9	other Comm.	Community Services absence rate	Certified absence	Self-certified absence	Non Covid-19 absence	Covid-19 absence	Total absence rate
2022	6.5%	3.8%	7.8%	4.7%	7.6%	6.7%	7.5%	6.9%	6.9%	4.7%	6.5%	4.2%	0.4%	4.6%	1.9%	6.5%
Dec 2022	7.3%	3.2%	7.1%	3.6%	7.8%	7.8%	8.1%	7.3%	8.1%	6.1%	6.7%	5.0%	0.5%	5.5%	1.1%	6.65%
Nov 2022	5.9%	1.9%	7.2%	4.2%	5.9%	5.9%	6.2%	6.3%	6.2%	5.7%	5.5%	4.4%	0.4%	4.8%	0.7%	5.47%
Oct 2022	5.7%	3.2%	7.6%	3.9%	6.1%	6.1%	6.4%	6.1%	6.5%	3.8%	5.7%	4.5%	0.5%	4.9%	0.7%	5.67%
Sep 2022	5.8%	2.3%	6.1%	3.4%	5.9%	5.3%	5.7%	5.7%	6.0%	3.2%	5.1%	4.2%	0.3%	4.5%	0.6%	5.11%
Aug 2022	6.1%	2.7%	7.3%	3.2%	7.0%	6.4%	6.5%	6.0%	6.1%	2.6%	5.6%	4.6%	0.3%	4.9%	0.7%	5.62%
Jul 2022	6.4%	4.3%	8.7%	5.3%	8.2%	7.7%	7.7%	6.6%	7.2%	4.2%	6.8%	4.5%	0.3%	4.8%	2.0%	6.78%
Jun 2022	5.7%	3.7%	7.7%	3.2%	7.8%	6.6%	7.2%	6.5%	6.8%	7.1%	6.1%	3.9%	0.3%	4.2%	1.8%	6.07%
May 2022	4.3%	3.2%	5.9%	3.9%	6.0%	6.0%	6.0%	5.5%	5.1%	4.0%	5.1%	3.9%	0.3%	4.2%	0.9%	5.08%
Apr 2022	5.9%	4.2%	7.9%	6.4%	7.9%	6.8%	7.6%	7.0%	5.6%	6.0%	6.5%	4.2%	0.3%	4.5%	2.0%	6.54%
Mar 2022	9.3%	6.5%	9.7%	7.6%	11.3%	9.1%	10.4%	9.8%	9.2%	4.6%	9.2%	4.4%	0.4%	4.8%	4.4%	9.20%
Feb 2022	7.2%	4.1%	7.3%	5.6%	7.6%	6.2%	8.7%	7.0%	7.1%	3.6%	6.8%	3.9%	0.4%	4.2%	2.6%	6.81%
Jan 2022	8.3%	6.4%	11.4%	6.5%	9.8%	6.6%	8.8%	8.7%	8.6%	5.6%	8.3%	3.7%	0.3%	4.0%	4.3%	8.35%
2021	5.8%	2.8%	5.6%	3.0%	6.1%	4.6%	6.1%	5.8%	5.3%	2.9%	5.0%	3.8%	0.3%	4.0%	1.0%	5.0%
Dec 2021	7.0%	3.9%	8.5%	3.6%	9.4%	6.3%	8.2%	7.6%	7.2%	3.4%	6.8%	4.4%	0.3%	4.7%	2.1%	6.80%
Nov 2021	7.4%	3.5%	7.7%	4.4%	8.1%	6.3%	8.6%	7.4%	7.2%	3.2%	6.7%	4.6%	0.4%	5.0%	1.7%	6.74%
Oct 2021	7.6%	3.0%	6.5%	3.6%	5.8%	5.2%	7.0%	7.0%	5.8%	3.5%	5.8%	4.4%	0.4%	4.8%	1.0%	5.76%
Sep 2021	6.6%	2.7%	6.4%	3.1%	5.5%	5.3%	6.3%	6.2%	5.1%	2.5%	5.2%	4.1%	0.3%	4.4%	0.7%	5.15%
Aug 2021	5.7%	2.5%	5.6%	2.5%	5.4%	4.6%	5.6%	5.2%	5.6%	1.3%	4.7%	3.9%	0.2%	4.1%	0.6%	4.70%
Jul 2021	4.7%	2.1%	5.1%	2.4%	4.8%	3.8%	5.4%	5.2%	5.4%	2.2%	4.3%	3.7%	0.2%	3.9%	0.4%	4.28%
Jun 2021	5.1%	2.2%	4.8%	2.7%	5.5%	3.6%	4.6%	4.3%	4.2%	2.2%	4.1%	3.5%	0.2%	3.7%	0.4%	4.09%
May 2021	4.3%	1.8%	4.5%	2.3%	4.9%	3.2%	4.7%	4.0%	3.4%	2.4%	3.8%	3.2%	0.2%	3.4%	0.4%	3.77%
Apr 2021	4.4%	2.1%	3.8%	1.7%	4.6%	3.2%	4.4%	4.3%	3.6%	1.9%	3.6%	3.0%	0.2%	3.2%	0.4%	3.62%
Mar 2021	4.3%	2.3%	3.1%	2.3%	5.0%	2.9%	4.5%	4.1%	4.0%	2.7%	3.7%	3.0%	0.2%	3.2%	0.5%	3.71%
Feb 2021	4.8%	3.3%	4.1%	3.5%	5.7%	3.9%	5.9%	5.6%	4.7%	3.0%	4.7%	3.4%	0.3%	3.6%	1.1%	4.71%
Jan 2021	7.9%	5.1%	6.2%	3.6%	7.6%	6.3%	8.0%	8.4%	6.8%	6.7%	6.8%	3.8%	0.1%	3.9%	2.9%	6.81%
2020	5.6%	4.2%	5.6%	3.1%	5.2%	5.5%	7.1%	6.0%	5.3%	3.8%	5.4%	4.2%	0.2%	4.4%	1.0%	5.4%
Dec 2020	5.1%	3.9%	5.1%	2.1%	5.1%	3.9%	6.8%	5.5%	5.2%	4.1%	4.8%	3.7%	0.2%	3.9%	1.0%	4.82%
Nov 2020	4.7%	3.9%	4.3%	2.8%	4.7%	3.9%	6.1%	4.6%	4.5%	4.2%	4.5%	3.7%	0.2%	3.9%	0.7%	4.53%
Oct 2020	6.4%	4.7%	4.1%	2.7%	5.4%	4.7%	7.5%	6.1%	4.7%	6.5%	5.4%	4.0%	0.2%	4.2%	1.1%	5.36%
Sep 2020	6.0%	3.5%	4.5%	3.0%	4.8%	4.7%	7.6%	5.7%	4.9%	3.3%	5.2%	4.2%	0.2%	4.4%	0.8%	5.21%
Aug 2020	5.1%	3.8%	5.5%	2.6%	5.1%	4.2%	6.9%	5.4%	4.9%	2.6%	4.9%	4.3%	0.2%	4.5%	0.4%	4.90%
Jul 2020	4.5%	3.3%	4.3%	2.3%	5.4%	4.7%	6.5%	4.8%	4.2%	1.8%	4.4%	3.9%	0.2%	4.1%	0.3%	4.42%
Jun 2020	4.5%	3.0%	4.1%	2.6%	4.3%	3.8%	6.1%	4.8%	3.7%	2.0%	4.2%	3.6%	0.1%	3.8%	0.5%	4.22%
May 2020	5.1%	3.5%	5.1%	3.3%	4.6%	5.6%	6.1%	5.5%	4.8%	1.5%	4.9%	3.7%	0.1%	3.8%	1.1%	4.88%
Apr 2020	7.7%	6.7%	8.2%	5.5%	7.5%	8.3%	9.6%	8.9%	8.3%	4.8%	7.9%	4.6%	0.1%	4.7%	3.3%	7.92%
Mar 2020	8.5%	6.8%	9.3%	3.4%	6.6%	11.3%	9.9%	8.5%	9.2%	7.5%	8.0%	5.1%	0.3%	5.4%	2.7%	8.02%
Feb 2020	4.8%	3.1%	5.7%	3.7%	4.8%	5.7%	5.8%	5.6%	5.1%	4.9%	4.9%	4.5%	0.4%	4.9%		4.90%
Jan 2020	5.1%	4.0%	6.7%	3.4%	4.6%	6.9%	5.9%	6.7%	5.7%	2.7%	5.3%	4.9%	0.4%	5.3%		5.28%
2019	5.8%	3.9%	5.2%	2.8%	5.1%	5.5%	5.4%	5.4%	3.9%		4.7%	4.3%	0.4%	4.7%		4.7%
Dec 2019	5.2%	4.6%	6.4%	3.8%	5.9%	6.0%	5.9%	7.0%	5.6%		5.5%	5.0%	0.5%	5.5%		5.52%
Nov 2019	5.0%	4.1%	5.1%	3.5%	5.1%	6.2%	5.8%	5.8%	5.0%		5.0%	4.6%	0.4%	5.0%		5.01%
Oct 2019	4.5%	4.5%	6.2%	3.1%	4.4%	6.5%	6.0%	5.6%	4.9%		4.9%	4.5%	0.4%	4.9%		4.92%
Sep 2019	5.1%	3.9%	5.0%	2.8%	4.8%	4.7%	6.0%	4.9%	4.7%		4.7%	4.3%	0.3%	4.7%		4.68%
Aug 2019	6.2%	3.9%	5.3%	2.4%	5.4%	5.5%	5.7%	5.6%	4.1%		4.8%	4.5%	0.2%	4.8%		4.77%
Jul 2019	6.0%	3.1%	5.1%	2.3%	5.3%	5.9%	5.6%	4.5%	3.4%		4.4%	4.2%	0.2%	4.4%		4.41%
Jun 2019	6.2%	3.2%	5.3%	2.6%	5.7%	4.6%	5.2%	4.6%	3.2%		4.4%	4.1%	0.3%	4.4%		4.39%
May 2019	5.3%	3.8%	5.2%	2.4%	5.4%	5.6%	4.4%	4.3%	5.8%		4.5%	4.2%	0.3%	4.5%		4.47%
Apr 2019	5.5%	3.9%	5.0%	2.7%	4.6%	5.5%	5.3%	5.1%	3.9%		4.5%	4.2%	0.4%	4.5%		4.53%

Primary Care

Year/ month	CHO 1	CHO 2	CHO 3	CHO 4	CHO 5	CHO 6	CHO 7	CHO 8	CHO 9	other Comm.	Community Services absence rate	Certified absence	Self-certified absence	Non Covid-19 absence	Covid-19 absence	Total absence rate
Mar 2019	6.2%	3.6%	4.2%	2.6%	4.7%	5.7%	5.3%	4.5%	4.9%		4.5%	4.2%	0.4%	4.5%		4.54%
Feb 2019	7.1%	3.9%	4.9%	3.0%	5.3%	5.7%	5.4%	6.6%	3.4%		5.0%	4.1%	0.8%	5.0%		4.99%
Jan 2019	7.2%	4.2%	5.0%	2.9%	5.1%	4.6%	4.8%	6.2%	1.8%		4.2%	3.6%	0.6%	4.2%		4.15%

