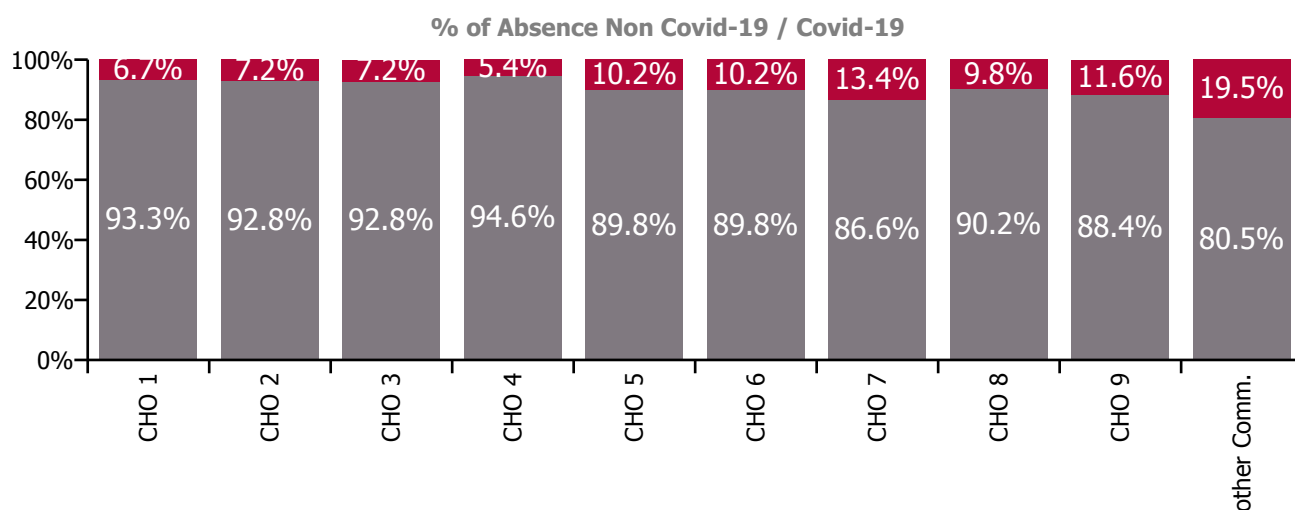
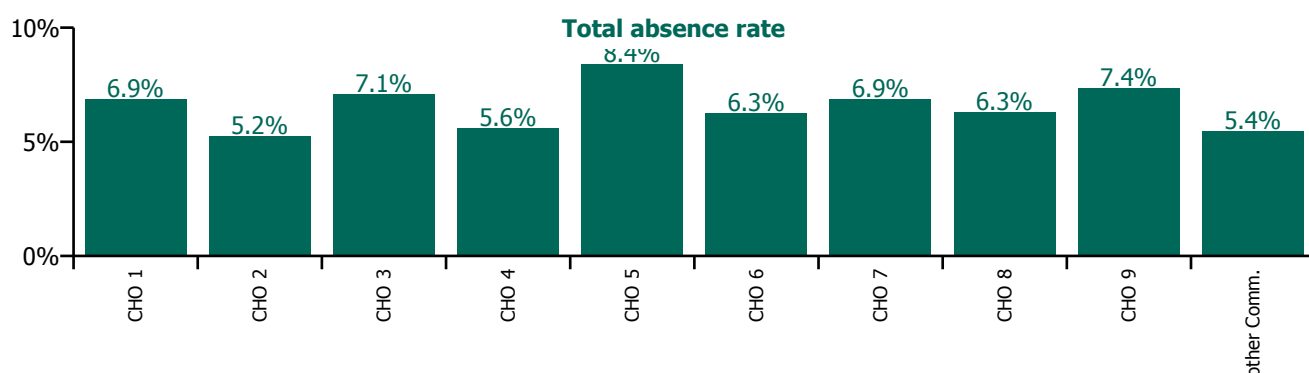


## December 2023

Health Service Absence Rate - by Staff Category: Dec 2023	Certified absence	Self-certified absence	Non Covid-19 absence	Covid-19 absence	Total absence rate	% Non Covid-19 absence	% Covid-19 absence
<b>Primary Care</b>	<b>5.5%</b>	<b>0.5%</b>	<b>6.0%</b>	<b>0.6%</b>	<b>6.6%</b>	<b>90.6%</b>	<b>9.4%</b>
Medical & Dental	3.4%	0.4%	3.7%	0.5%	4.2%	88.3%	11.7%
Nursing & Midwifery	6.2%	0.5%	6.7%	0.7%	7.3%	91.0%	9.0%
Health & Social Care Professionals	4.7%	0.5%	5.2%	0.6%	5.8%	90.3%	9.7%
Management & Administrative	5.9%	0.6%	6.5%	0.6%	7.1%	91.7%	8.3%
General Support	4.8%	0.4%	5.1%	1.0%	6.2%	83.4%	16.6%
Patient & Client Care	6.1%	0.9%	7.0%	0.7%	7.7%	90.8%	9.2%

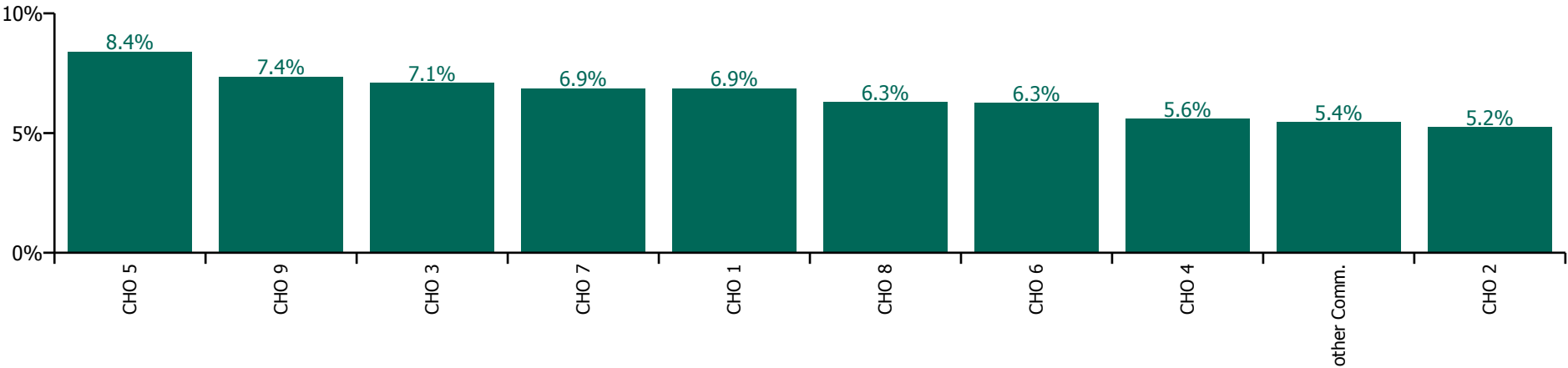
Health Service Absence Rate - Care Group by CHO: Dec 2023	Certified absence	Self-certified absence	Non Covid-19 absence	Covid-19 absence	Total absence rate	% Non Covid-19 absence	% Covid-19 absence
<b>Primary Care</b>	<b>5.5%</b>	<b>0.5%</b>	<b>6.0%</b>	<b>0.6%</b>	<b>6.6%</b>	<b>90.6%</b>	<b>9.4%</b>
CHO 1	5.9%	0.5%	6.4%	0.5%	6.9%	93.3%	6.7%
CHO 2	4.5%	0.3%	4.9%	0.4%	5.2%	92.8%	7.2%
CHO 3	6.1%	0.5%	6.6%	0.5%	7.1%	92.8%	7.2%
CHO 4	4.8%	0.5%	5.3%	0.3%	5.6%	94.6%	5.4%
CHO 5	7.0%	0.6%	7.5%	0.9%	8.4%	89.8%	10.2%
CHO 6	5.0%	0.6%	5.6%	0.6%	6.3%	89.8%	10.2%
CHO 7	5.4%	0.6%	5.9%	0.9%	6.9%	86.6%	13.4%
CHO 8	5.2%	0.5%	5.7%	0.6%	6.3%	90.2%	9.8%
CHO 9	5.9%	0.6%	6.5%	0.8%	7.4%	88.4%	11.6%
Other Community Services	3.8%	0.6%	4.4%	1.1%	5.4%	80.5%	19.5%



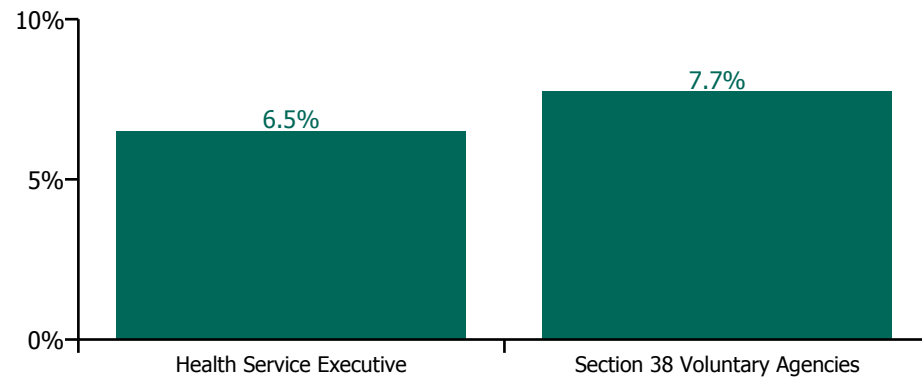
December 2023

Health Service Absence Rate - by Hospital Group & Staff Category: Dec 2023	Medical & Dental	Nursing & Midwifery	Health & Social Care Professionals	Management & Administrative	General Support	Patient & Client Care	Certified absence	Self-certified absence	Non Covid-19 absence	Covid-19 absence	Total absence rate
Primary Care	4.2%	7.3%	5.8%	7.1%	6.2%	7.7%	5.5%	0.5%	6.0%	0.6%	6.6%
CHO 1	3.3%	6.7%	6.0%	7.5%	7.7%	9.5%	5.9%	0.5%	6.4%	0.5%	6.9%
CHO 2	5.2%	5.5%	4.5%	6.9%	0.0%	4.4%	4.5%	0.3%	4.9%	0.4%	5.2%
CHO 3	4.1%	9.3%	6.3%	7.3%	0.0%	6.0%	6.1%	0.5%	6.6%	0.5%	7.1%
CHO 4	4.0%	5.7%	6.4%	5.4%	1.0%	6.0%	4.8%	0.5%	5.3%	0.3%	5.6%
CHO 5	6.1%	9.7%	7.3%	8.2%	9.3%	9.4%	7.0%	0.6%	7.5%	0.9%	8.4%
CHO 6	6.1%	5.6%	6.3%	7.5%	0.5%	6.4%	5.0%	0.6%	5.6%	0.6%	6.3%
CHO 7	4.0%	7.0%	4.5%	7.1%	9.9%	9.6%	5.4%	0.6%	5.9%	0.9%	6.9%
CHO 8	2.0%	8.3%	5.8%	6.1%	5.2%	6.1%	5.2%	0.5%	5.7%	0.6%	6.3%
CHO 9	3.9%	8.3%	5.6%	9.4%	7.9%	8.0%	5.9%	0.6%	6.5%	0.8%	7.4%
Other Community Services	5.8%	14.0%	4.5%	5.7%	0.0%	3.4%	3.8%	0.6%	4.4%	1.1%	5.4%

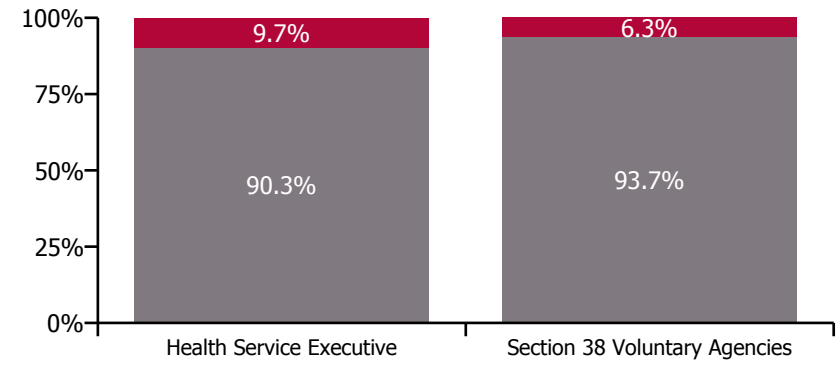
Total absence rate



**Total absence rate**



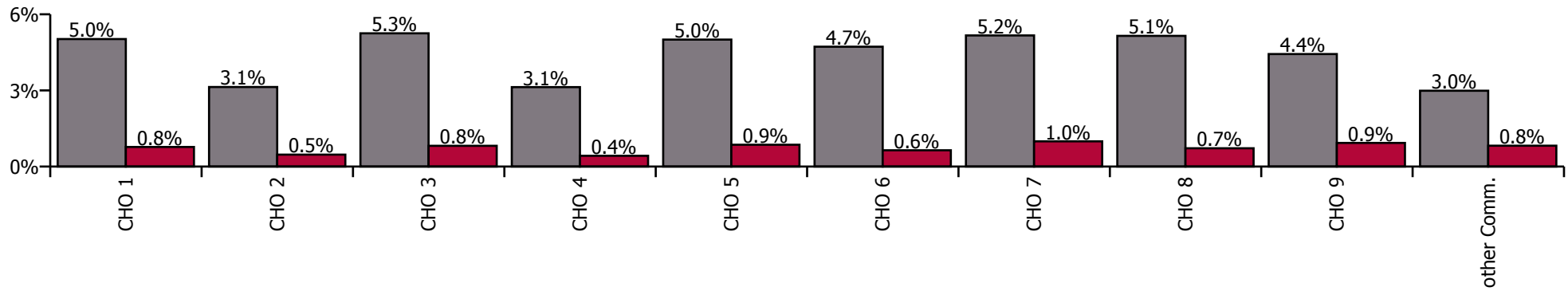
**Non Covid-19 & Covid-19 Absence**



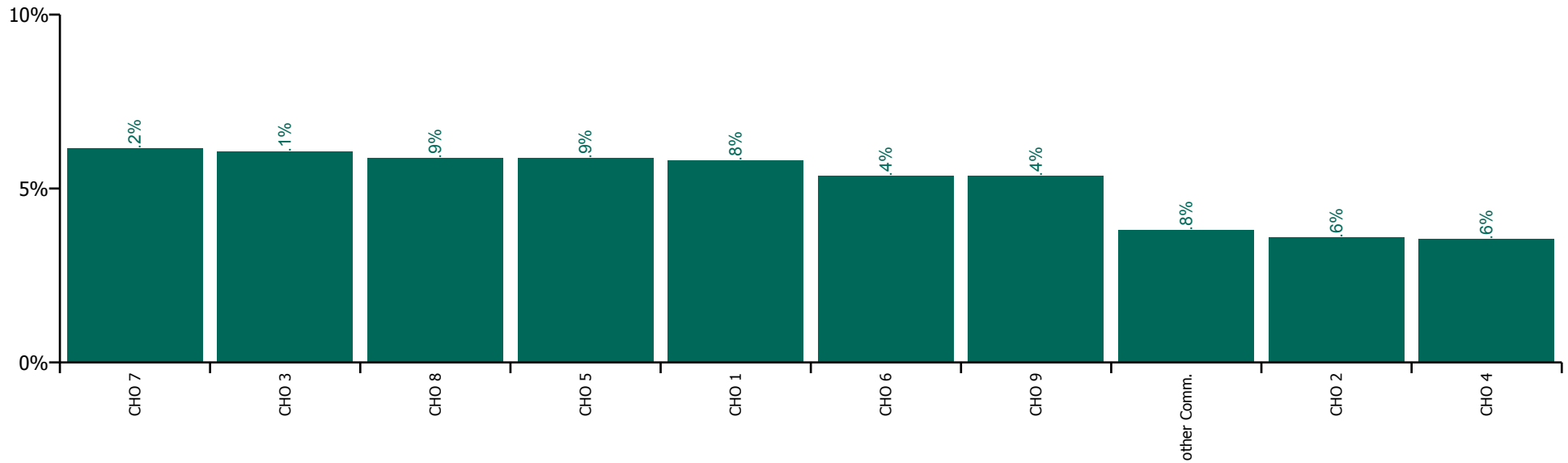
## December 2023

Health Service Absence Rate by Hospital: Dec 2023	Medical & Dental	Nursing & Midwifery	Health & Social Care Professionals	Management & Administrative	General Support	Patient & Client Care	Certified absence	Self-certified absence	Non Covid-19 absence	Covid-19 absence	Total absence rate
<b>Primary Care</b>	<b>3.4%</b>	<b>6.1%</b>	<b>4.4%</b>	<b>5.1%</b>	<b>5.7%</b>	<b>6.7%</b>	<b>4.2%</b>	<b>0.3%</b>	<b>4.5%</b>	<b>0.7%</b>	<b>5.3%</b>
Health Service Executive	2.7%	7.2%	5.1%	5.5%	6.4%	6.2%	4.7%	0.3%	5.0%	0.8%	5.8%
<b>CHO 1</b>	<b>2.7%</b>	<b>7.2%</b>	<b>5.1%</b>	<b>5.5%</b>	<b>6.4%</b>	<b>6.2%</b>	<b>4.7%</b>	<b>0.3%</b>	<b>5.0%</b>	<b>0.8%</b>	<b>5.8%</b>
Health Service Executive	2.3%	4.5%	3.6%	3.7%	0.9%	3.1%	3.0%	0.1%	3.1%	0.5%	3.6%
<b>CHO 2</b>	<b>2.3%</b>	<b>4.5%</b>	<b>3.6%</b>	<b>3.7%</b>	<b>0.9%</b>	<b>3.1%</b>	<b>3.0%</b>	<b>0.1%</b>	<b>3.1%</b>	<b>0.5%</b>	<b>3.6%</b>
Health Service Executive	4.2%	7.1%	5.7%	6.2%	4.1%	6.1%	4.9%	0.3%	5.3%	0.8%	6.1%
<b>CHO 3</b>	<b>4.2%</b>	<b>7.1%</b>	<b>5.7%</b>	<b>6.2%</b>	<b>4.1%</b>	<b>6.1%</b>	<b>4.9%</b>	<b>0.3%</b>	<b>5.3%</b>	<b>0.8%</b>	<b>6.1%</b>
Health Service Executive	3.1%	3.5%	3.2%	3.4%	1.6%	6.0%	2.8%	0.3%	3.2%	0.4%	3.6%
Section 38 Voluntary Agencies	1.0%	3.6%	2.1%	2.0%	3.5%	5.6%	2.3%	0.5%	2.8%	0.3%	3.1%
<b>CHO 4</b>	<b>2.8%</b>	<b>3.5%</b>	<b>3.2%</b>	<b>3.3%</b>	<b>3.1%</b>	<b>5.9%</b>	<b>2.8%</b>	<b>0.3%</b>	<b>3.1%</b>	<b>0.4%</b>	<b>3.6%</b>
Health Service Executive	4.7%	6.9%	5.4%	5.2%	3.6%	7.1%	4.6%	0.4%	5.0%	0.9%	5.9%
<b>CHO 5</b>	<b>4.7%</b>	<b>6.9%</b>	<b>5.4%</b>	<b>5.2%</b>	<b>3.6%</b>	<b>7.1%</b>	<b>4.6%</b>	<b>0.4%</b>	<b>5.0%</b>	<b>0.9%</b>	<b>5.9%</b>
Health Service Executive	5.1%	6.3%	4.4%	5.5%	4.8%	6.0%	4.4%	0.4%	4.8%	0.7%	5.5%
Section 38 Voluntary Agencies	4.5%	13.6%	4.2%	4.0%	4.8%	1.4%	4.0%	0.3%	4.3%	0.4%	4.7%
<b>CHO 6</b>	<b>5.0%</b>	<b>6.8%</b>	<b>4.4%</b>	<b>5.3%</b>	<b>4.8%</b>	<b>4.6%</b>	<b>4.4%</b>	<b>0.4%</b>	<b>4.7%</b>	<b>0.6%</b>	<b>5.4%</b>
Health Service Executive	4.0%	6.4%	4.5%	6.5%	11.7%	8.3%	4.8%	0.4%	5.2%	1.0%	6.2%
Section 38 Voluntary Agencies	2.4%	6.0%	4.3%	3.4%	7.1%	8.0%	4.7%	0.4%	5.0%	1.0%	6.0%
<b>CHO 7</b>	<b>3.8%</b>	<b>6.3%</b>	<b>4.5%</b>	<b>6.0%</b>	<b>8.8%</b>	<b>8.2%</b>	<b>4.8%</b>	<b>0.4%</b>	<b>5.2%</b>	<b>1.0%</b>	<b>6.2%</b>
Health Service Executive	2.5%	7.8%	4.8%	5.4%	6.9%	7.2%	4.8%	0.3%	5.1%	0.7%	5.9%
<b>CHO 8</b>	<b>2.5%</b>	<b>7.8%</b>	<b>4.8%</b>	<b>5.4%</b>	<b>6.9%</b>	<b>7.2%</b>	<b>4.8%</b>	<b>0.3%</b>	<b>5.1%</b>	<b>0.7%</b>	<b>5.9%</b>
Health Service Executive	3.8%	5.8%	4.2%	5.8%	6.1%	8.2%	4.1%	0.4%	4.4%	0.9%	5.4%
<b>CHO 9</b>	<b>3.8%</b>	<b>5.8%</b>	<b>4.2%</b>	<b>5.8%</b>	<b>6.1%</b>	<b>8.2%</b>	<b>4.1%</b>	<b>0.4%</b>	<b>4.4%</b>	<b>0.9%</b>	<b>5.4%</b>
<b>Other Community Services</b>	<b>3.3%</b>	<b>3.0%</b>	<b>4.5%</b>	<b>2.3%</b>	<b>11.0%</b>	<b>8.1%</b>	<b>2.7%</b>	<b>0.3%</b>	<b>3.0%</b>	<b>0.8%</b>	<b>3.8%</b>

Non Covid-19 / Covid-19 absence rates



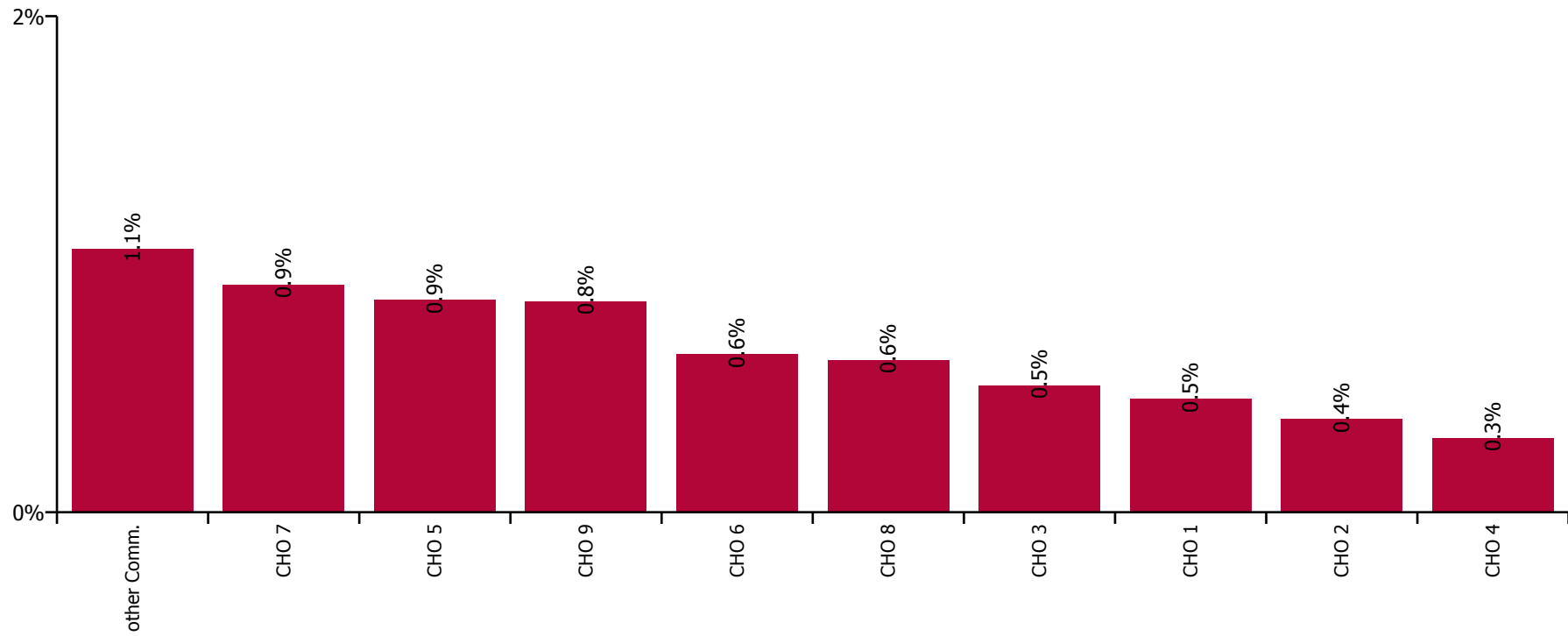
Total absence rate



## December 2023

Health Service Covid-19 Absence Rate - by Staff Category & Hospital: Dec 2023	Medical & Dental	Nursing & Midwifery	Health & Social Care Professionals	Management & Administrative	General Support	Patient & Client Care	Covid-19 absence	Non Covid-19 absence	Total absence rate
<b>Primary Care</b>	<b>0.5%</b>	<b>0.7%</b>	<b>0.6%</b>	<b>7.1%</b>	<b>1.0%</b>	<b>0.7%</b>	<b>0.6%</b>	<b>6.0%</b>	<b>6.6%</b>
Health Service Executive	0.3%	0.4%	0.5%	7.5%	0.8%	0.4%	0.5%	6.4%	6.9%
<b>CHO 1</b>	<b>0.3%</b>	<b>0.4%</b>	<b>0.5%</b>	<b>7.5%</b>	<b>0.8%</b>	<b>0.4%</b>	<b>0.5%</b>	<b>6.4%</b>	<b>6.9%</b>
Health Service Executive	0.0%	0.5%	0.3%	6.9%	0.0%	0.0%	0.4%	4.9%	5.2%
<b>CHO 2</b>	<b>0.0%</b>	<b>0.5%</b>	<b>0.3%</b>	<b>6.9%</b>	<b>0.0%</b>	<b>0.0%</b>	<b>0.4%</b>	<b>4.9%</b>	<b>5.2%</b>
Health Service Executive	0.0%	0.6%	0.7%	7.3%	0.0%	0.5%	0.5%	6.6%	7.1%
<b>CHO 3</b>	<b>0.0%</b>	<b>0.6%</b>	<b>0.7%</b>	<b>7.3%</b>	<b>0.0%</b>	<b>0.5%</b>	<b>0.5%</b>	<b>6.6%</b>	<b>7.1%</b>
Health Service Executive	0.5%	0.3%	0.5%	5.7%	0.0%	0.1%	0.3%	5.5%	5.8%
Section 38 Voluntary Agencies	0.0%	0.0%	0.0%	0.8%	0.0%	0.0%	0.0%	2.2%	2.2%
<b>CHO 4</b>	<b>0.4%</b>	<b>0.3%</b>	<b>0.5%</b>	<b>5.4%</b>	<b>0.0%</b>	<b>0.0%</b>	<b>0.3%</b>	<b>5.3%</b>	<b>5.6%</b>
Health Service Executive	1.7%	0.5%	0.6%	8.2%	0.0%	2.6%	0.9%	7.5%	8.4%
<b>CHO 5</b>	<b>1.7%</b>	<b>0.5%</b>	<b>0.6%</b>	<b>8.2%</b>	<b>0.0%</b>	<b>2.6%</b>	<b>0.9%</b>	<b>7.5%</b>	<b>8.4%</b>
Health Service Executive	0.0%	0.7%	1.2%	7.5%	0.0%	0.8%	0.7%	4.7%	5.4%
Section 38 Voluntary Agencies	0.0%	0.7%	0.0%	7.4%	0.0%	0.0%	0.2%	10.4%	10.5%
<b>CHO 6</b>	<b>0.0%</b>	<b>0.7%</b>	<b>1.2%</b>	<b>7.5%</b>	<b>0.0%</b>	<b>0.5%</b>	<b>0.6%</b>	<b>5.6%</b>	<b>6.3%</b>
Health Service Executive	0.7%	1.0%	0.9%	7.0%	4.6%	1.7%	1.0%	5.3%	6.4%
Section 38 Voluntary Agencies	0.3%	0.7%	0.0%	7.2%	1.6%	0.5%	0.7%	7.4%	8.1%
<b>CHO 7</b>	<b>0.7%</b>	<b>0.9%</b>	<b>0.7%</b>	<b>7.1%</b>	<b>2.7%</b>	<b>1.2%</b>	<b>0.9%</b>	<b>5.9%</b>	<b>6.9%</b>
Health Service Executive	0.0%	0.9%	0.3%	6.1%	0.2%	0.5%	0.6%	5.7%	6.3%
<b>CHO 8</b>	<b>0.0%</b>	<b>0.9%</b>	<b>0.3%</b>	<b>6.1%</b>	<b>0.2%</b>	<b>0.5%</b>	<b>0.6%</b>	<b>5.7%</b>	<b>6.3%</b>
Health Service Executive	1.1%	1.2%	0.5%	9.4%	0.5%	0.2%	0.8%	6.5%	7.4%
<b>CHO 9</b>	<b>1.1%</b>	<b>1.2%</b>	<b>0.5%</b>	<b>9.4%</b>	<b>0.5%</b>	<b>0.2%</b>	<b>0.8%</b>	<b>6.5%</b>	<b>7.4%</b>
<b>Other Community Services</b>	<b>2.1%</b>	<b>0.0%</b>	<b>2.2%</b>	<b>5.7%</b>	<b>0.0%</b>	<b>1.3%</b>	<b>1.1%</b>	<b>4.4%</b>	<b>5.4%</b>

### Covid-19 absence rate



## December 2023

Health Service Absence Rate - by Staff Category: Dec 2023	Certified absence	Self- certified absence	Non Covid-19 absence	Covid-19 absence	Total absence rate	% Non Covid-19 absence	% Covid-19 absence
<b>HSE Primary Care CHO 1</b>	<b>5.9%</b>	<b>0.5%</b>	<b>6.4%</b>	<b>0.5%</b>	<b>6.9%</b>	<b>93.3%</b>	<b>6.7%</b>
Medical & Dental	2.7%	0.4%	3.1%	0.3%	3.3%	91.4%	8.6%
Nursing & Midwifery	5.7%	0.6%	6.3%	0.4%	6.7%	93.9%	6.1%
Health & Social Care Professionals	4.8%	0.7%	5.5%	0.5%	6.0%	92.2%	7.8%
Management & Administrative	6.7%	0.3%	7.0%	0.5%	7.5%	93.7%	6.3%
General Support	6.7%	0.1%	6.8%	0.8%	7.7%	88.9%	11.1%
Patient & Client Care	8.2%	0.9%	9.1%	0.4%	9.5%	95.9%	4.1%

## December 2023

Health Service Absence Rate - by Staff Category: Dec 2023	Certified absence	Self- certified absence	Non Covid-19 absence	Covid-19 absence	Total absence rate	% Non Covid-19 absence	% Covid-19 absence
<b>HSE Primary Care CHO 2</b>	<b>4.5%</b>	<b>0.3%</b>	<b>4.9%</b>	<b>0.4%</b>	<b>5.2%</b>	<b>92.8%</b>	<b>7.2%</b>
Medical & Dental	5.1%	0.2%	5.2%	0.0%	5.2%	100.0%	0.0%
Nursing & Midwifery	4.7%	0.3%	5.0%	0.5%	5.5%	91.4%	8.6%
Health & Social Care Professionals	4.0%	0.2%	4.2%	0.3%	4.5%	93.3%	6.7%
Management & Administrative	5.7%	0.5%	6.3%	0.6%	6.9%	90.8%	9.2%
General Support	0.0%	0.0%	0.0%	0.0%	0.0%		#DIV/0
Patient & Client Care	4.2%	0.2%	4.4%	0.0%	4.4%	99.2%	0.8%

## December 2023

Health Service Absence Rate - by Staff Category: Dec 2023	Certified absence	Self- certified absence	Non Covid-19 absence	Covid-19 absence	Total absence rate	% Non Covid-19 absence	% Covid-19 absence
<b>HSE Primary Care CHO 3</b>	<b>6.1%</b>	<b>0.5%</b>	<b>6.6%</b>	<b>0.5%</b>	<b>7.1%</b>	<b>92.8%</b>	<b>7.2%</b>
Medical & Dental	3.8%	0.3%	4.1%	0.0%	4.1%	100.0%	0.0%
Nursing & Midwifery	8.3%	0.4%	8.7%	0.6%	9.3%	94.0%	6.0%
Health & Social Care Professionals	5.0%	0.6%	5.6%	0.7%	6.3%	88.8%	11.2%
Management & Administrative	6.2%	0.6%	6.8%	0.5%	7.3%	93.6%	6.4%
General Support	0.0%	0.0%	0.0%	0.0%	0.0%		#DIV/0
Patient & Client Care	5.1%	0.4%	5.5%	0.5%	6.0%	91.1%	8.9%

## December 2023

Health Service Absence Rate - by Staff Category: Dec 2023	Certified absence	Self- certified absence	Non Covid-19 absence	Covid-19 absence	Total absence rate	% Non Covid-19 absence	% Covid-19 absence
<b>HSE Primary Care CHO 4</b>	<b>4.8%</b>	<b>0.5%</b>	<b>5.3%</b>	<b>0.3%</b>	<b>5.6%</b>	<b>94.6%</b>	<b>5.4%</b>
Medical & Dental	3.0%	0.6%	3.6%	0.4%	4.0%	90.1%	9.9%
Nursing & Midwifery	5.1%	0.3%	5.4%	0.3%	5.7%	94.6%	5.4%
Health & Social Care Professionals	5.4%	0.5%	5.9%	0.5%	6.4%	92.3%	7.7%
Management & Administrative	4.8%	0.4%	5.2%	0.2%	5.4%	96.8%	3.2%
General Support	0.0%	1.0%	1.0%	0.0%	1.0%	100.0%	0.0%
Patient & Client Care	4.8%	1.1%	5.9%	0.0%	6.0%	99.3%	0.7%



## December 2023

Health Service Absence Rate - by Staff Category: Dec 2023	Certified absence	Self- certified absence	Non Covid-19 absence	Covid-19 absence	Total absence rate	% Non Covid-19 absence	% Covid-19 absence
<b>HSE Primary Care CHO 5</b>	<b>7.0%</b>	<b>0.6%</b>	<b>7.5%</b>	<b>0.9%</b>	<b>8.4%</b>	<b>89.8%</b>	<b>10.2%</b>
Medical & Dental	4.0%	0.4%	4.4%	1.7%	6.1%	72.7%	27.3%
Nursing & Midwifery	8.8%	0.4%	9.2%	0.5%	9.7%	95.1%	4.9%
Health & Social Care Professionals	6.2%	0.6%	6.8%	0.6%	7.3%	92.4%	7.6%
Management & Administrative	6.5%	0.8%	7.3%	0.9%	8.2%	88.6%	11.4%
General Support	7.9%	1.4%	9.3%	0.0%	9.3%	100.0%	0.0%
Patient & Client Care	6.1%	0.7%	6.7%	2.6%	9.4%	72.2%	27.8%

## December 2023

Health Service Absence Rate - by Staff Category: Dec 2023	Certified absence	Self- certified absence	Non Covid-19 absence	Covid-19 absence	Total absence rate	% Non Covid-19 absence	% Covid-19 absence
<b>HSE Primary Care CHO 6</b>	<b>5.0%</b>	<b>0.6%</b>	<b>5.6%</b>	<b>0.6%</b>	<b>6.3%</b>	<b>89.8%</b>	<b>10.2%</b>
Medical & Dental	5.6%	0.5%	6.1%	0.0%	6.1%	100.0%	0.0%
Nursing & Midwifery	4.4%	0.5%	4.9%	0.7%	5.6%	87.6%	12.4%
Health & Social Care Professionals	4.5%	0.6%	5.1%	1.2%	6.3%	81.2%	18.8%
Management & Administrative	6.4%	0.5%	7.0%	0.6%	7.5%	92.6%	7.4%
General Support	0.4%	0.1%	0.5%	0.0%	0.5%	100.0%	0.0%
Patient & Client Care	4.8%	1.1%	5.9%	0.5%	6.4%	92.0%	8.0%

## December 2023

Health Service Absence Rate - by Staff Category: Dec 2023	Certified absence	Self- certified absence	Non Covid-19 absence	Covid-19 absence	Total absence rate	% Non Covid-19 absence	% Covid-19 absence
<b>HSE Primary Care CHO 7</b>	<b>5.4%</b>	<b>0.6%</b>	<b>5.9%</b>	<b>0.9%</b>	<b>6.9%</b>	<b>86.6%</b>	<b>13.4%</b>
Medical & Dental	3.1%	0.3%	3.3%	0.7%	4.0%	83.0%	17.0%
Nursing & Midwifery	5.6%	0.5%	6.2%	0.9%	7.0%	87.6%	12.4%
Health & Social Care Professionals	3.2%	0.5%	3.7%	0.7%	4.5%	83.3%	16.7%
Management & Administrative	6.1%	0.6%	6.7%	0.4%	7.1%	94.7%	5.3%
General Support	6.6%	0.7%	7.3%	2.7%	9.9%	73.1%	26.9%
Patient & Client Care	7.6%	0.8%	8.4%	1.2%	9.6%	87.7%	12.3%

## December 2023

Health Service Absence Rate - by Staff Category: Dec 2023	Certified absence	Self- certified absence	Non Covid-19 absence	Covid-19 absence	Total absence rate	% Non Covid-19 absence	% Covid-19 absence
<b>HSE Primary Care CHO 8</b>	<b>5.2%</b>	<b>0.5%</b>	<b>5.7%</b>	<b>0.6%</b>	<b>6.3%</b>	<b>90.2%</b>	<b>9.8%</b>
Medical & Dental	1.8%	0.3%	2.0%	0.0%	2.0%	100.0%	0.0%
Nursing & Midwifery	6.9%	0.5%	7.4%	0.9%	8.3%	89.2%	10.8%
Health & Social Care Professionals	5.3%	0.3%	5.6%	0.3%	5.8%	95.4%	4.6%
Management & Administrative	4.6%	0.6%	5.2%	0.9%	6.1%	85.3%	14.7%
General Support	4.7%	0.3%	5.0%	0.2%	5.2%	95.7%	4.3%
Patient & Client Care	4.3%	1.2%	5.5%	0.5%	6.1%	91.4%	8.6%

## December 2023

Health Service Absence Rate - by Staff Category: Dec 2023	Certified absence	Self- certified absence	Non Covid-19 absence	Covid-19 absence	Total absence rate	% Non Covid-19 absence	% Covid-19 absence
<b>HSE Primary Care CHO 9</b>	<b>5.9%</b>	<b>0.6%</b>	<b>6.5%</b>	<b>0.8%</b>	<b>7.4%</b>	<b>88.4%</b>	<b>11.6%</b>
Medical & Dental	2.6%	0.2%	2.8%	1.1%	3.9%	72.0%	28.0%
Nursing & Midwifery	6.5%	0.7%	7.1%	1.2%	8.3%	85.5%	14.5%
Health & Social Care Professionals	4.7%	0.4%	5.1%	0.5%	5.6%	91.2%	8.8%
Management & Administrative	7.6%	0.7%	8.3%	1.1%	9.4%	88.7%	11.3%
General Support	7.2%	0.3%	7.5%	0.5%	7.9%	94.1%	5.9%
Patient & Client Care	6.8%	1.0%	7.8%	0.2%	8.0%	97.2%	2.8%

## December 2023

Health Service Absence Rate - by Staff Category: Dec 2023	Certified absence	Self- certified absence	Non Covid-19 absence	Covid-19 absence	Total absence rate	% Non Covid-19 absence	% Covid-19 absence
<b>HSE Primary Care Other Community Services</b>	<b>3.8%</b>	<b>0.6%</b>	<b>4.4%</b>	<b>1.1%</b>	<b>5.4%</b>	<b>80.5%</b>	<b>19.5%</b>
Medical & Dental	2.1%	1.5%	3.6%	2.1%	5.8%	62.9%	37.1%
Nursing & Midwifery	14.0%	0.0%	14.0%	0.0%	14.0%	100.0%	0.0%
Health & Social Care Professionals	1.7%	0.6%	2.3%	2.2%	4.5%	50.9%	49.1%
Management & Administrative	5.4%	0.2%	5.6%	0.1%	5.7%	97.9%	2.1%
General Support	0.0%	0.0%	0.0%	0.0%	0.0%		#DIV/0
Patient & Client Care	1.3%	0.9%	2.1%	1.3%	3.4%	62.5%	37.5%

## December 2023

Cork Dental Hospital absence by Staff Category	Certified absence	Self-certified absence	Non Covid-19 absence	Covid-19 absence	Total absence rate	% Non Covid-19 absence	% Covid-19 absence
<b>Cork Dental Hospital (CHO 4)</b>	<b>1.7%</b>	<b>0.6%</b>	<b>2.2%</b>	<b>0.0%</b>	<b>2.2%</b>	<b>100.0%</b>	<b>0.0%</b>
Medical & Dental	1.1%	0.5%	1.6%	0.0%	1.6%	100.0%	0.0%
Nursing & Midwifery	4.9%	0.0%	4.9%	0.0%	4.9%	100.0%	0.0%
Health & Social Care Professionals	0.0%	0.0%	0.0%	0.0%	0.0%		#DIV/0
Management & Administrative	0.4%	0.4%	0.8%	0.0%	0.8%	100.0%	0.0%
General Support	0.0%	1.4%	1.4%	0.0%	1.4%	100.0%	0.0%
Patient & Client Care	3.5%	0.6%	4.1%	0.0%	4.1%	100.0%	0.0%

## December 2023

Dublin Dental Hospital absence by Staff Category	Certified absence	Self-certified absence	Non Covid-19 absence	Covid-19 absence	Total absence rate	% Non Covid-19 absence	% Covid-19 absence
<b>Dublin Dental Hospital (CHO 6)</b>	<b>7.9%</b>	<b>0.0%</b>	<b>7.9%</b>	<b>0.0%</b>	<b>7.9%</b>	<b>100.0%</b>	<b>0.0%</b>
Medical & Dental	17.0%	0.0%	17.0%	0.0%	17.0%	100.0%	0.0%
Nursing & Midwifery	33.5%	0.0%	33.5%	0.0%	33.5%	100.0%	0.0%
Health & Social Care Professionals	0.0%	0.0%	0.0%	0.0%	0.0%		#DIV/0
Management & Administrative	8.2%	0.0%	8.2%	0.0%	8.2%	100.0%	0.0%
General Support	0.0%	0.0%	0.0%	0.0%	0.0%		
Patient & Client Care	0.0%	0.0%	0.0%	0.0%	0.0%		#DIV/0

## December 2023

Our Lady's Hospice & Care, Dublin absence by Staff Category	Certified absence	Self-certified absence	Non Covid-19 absence	Covid-19 absence	Total absence rate	% Non Covid-19 absence	% Covid-19 absence
<b>Our Lady's Hospice &amp; Care, Dublin (CHO 7)</b>	<b>6.7%</b>	<b>0.7%</b>	<b>7.4%</b>	<b>0.7%</b>	<b>8.1%</b>	<b>91.7%</b>	<b>8.3%</b>
Medical & Dental	7.7%	0.3%	8.0%	0.3%	8.2%	96.8%	3.2%
Nursing & Midwifery	7.3%	0.8%	8.1%	0.7%	8.8%	91.9%	8.1%
Health & Social Care Professionals	4.6%	0.7%	5.2%	0.0%	5.2%	100.0%	0.0%
Management & Administrative	6.6%	0.2%	6.8%	0.4%	7.2%	94.4%	5.6%
General Support	4.9%	0.8%	5.8%	1.6%	7.4%	78.0%	22.0%
Patient & Client Care	7.3%	1.0%	8.3%	0.5%	8.8%	94.7%	5.3%

## December 2023

Our Lady's Hospice & Care, Wicklow absence by Staff Category	Certified absence	Self-certified absence	Non Covid-19 absence	Covid-19 absence	Total absence rate	% Non Covid-19 absence	% Covid-19 absence
<b>Our Lady's Hospice &amp; Care, Wicklow (CHO 6)</b>	<b>14.9%</b>	<b>1.4%</b>	<b>16.2%</b>	<b>0.5%</b>	<b>16.7%</b>	<b>96.9%</b>	<b>3.1%</b>
Medical & Dental	0.0%	0.0%	0.0%	0.0%	0.0%		
Nursing & Midwifery	15.5%	1.2%	16.7%	0.9%	17.6%	94.9%	5.1%
Health & Social Care Professionals	26.7%	0.0%	26.7%	0.0%	26.7%	100.0%	0.0%
Management & Administrative	0.0%	0.0%	0.0%	0.0%	0.0%		#DIV/0
General Support							
Patient & Client Care	20.9%	3.2%	24.1%	0.0%	24.1%	100.0%	0.0%

## Primary Care

Year/ month	Medical & Dental	Nursing & Midwifery	Health & Social Care Professionals	Management & Administrative	General Support	Patient & Client Care	Certified absence	Self-certified absence	Non Covid-19 absence	Covid-19 absence	Total absence rate
<b>2023</b>	<b>3.4%</b>	<b>6.2%</b>	<b>4.6%</b>	<b>5.3%</b>	<b>6.3%</b>	<b>6.7%</b>	<b>4.5%</b>	<b>0.4%</b>	<b>4.9%</b>	<b>0.5%</b>	<b>5.4%</b>
Dec 2023	4.2%	7.3%	5.8%	7.1%	6.2%	7.7%	5.5%	0.5%	6.0%	0.6%	6.6%
Nov 2023	3.6%	6.2%	4.5%	5.5%	6.3%	6.9%	4.6%	0.5%	5.1%	0.4%	5.4%
Oct 2023	3.9%	6.0%	5.0%	5.2%	6.5%	6.5%	4.5%	0.4%	4.9%	0.5%	5.4%
Sep 2023	3.5%	6.0%	5.1%	5.7%	5.9%	6.5%	4.5%	0.4%	4.8%	0.7%	5.5%
Aug 2023	3.5%	6.5%	5.1%	5.4%	7.2%	5.9%	4.6%	0.3%	4.9%	0.7%	5.6%
Jul 2023	3.1%	6.2%	4.1%	4.4%	6.6%	5.6%	4.3%	0.3%	4.6%	0.3%	4.9%
Jun 2023	3.0%	5.9%	4.0%	4.7%	5.7%	5.7%	4.3%	0.3%	4.6%	0.2%	4.9%
May 2023	2.6%	6.0%	4.2%	4.8%	5.8%	6.2%	4.3%	0.3%	4.6%	0.3%	4.9%
Apr 2023	3.6%	5.6%	4.3%	4.9%	5.3%	6.4%	4.3%	0.3%	4.6%	0.4%	5.0%
Mar 2023	3.6%	5.6%	4.2%	5.0%	6.0%	6.3%	4.2%	0.3%	4.6%	0.5%	5.0%
Feb 2023	3.1%	5.9%	4.0%	5.1%	6.1%	7.8%	4.4%	0.4%	4.8%	0.4%	5.2%
Jan 2023	3.3%	7.0%	5.1%	5.9%	8.4%	8.5%	4.9%	0.4%	5.4%	0.8%	6.2%
<b>2022</b>	<b>4.0%</b>	<b>7.6%</b>	<b>5.6%</b>	<b>5.9%</b>	<b>7.7%</b>	<b>8.0%</b>	<b>4.2%</b>	<b>0.4%</b>	<b>4.6%</b>	<b>1.9%</b>	<b>6.5%</b>
Dec 2022	4.2%	7.2%	5.6%	6.8%	8.1%	8.4%	5.0%	0.5%	5.5%	1.1%	6.7%
Nov 2022	3.7%	6.1%	4.6%	5.3%	6.7%	7.1%	4.4%	0.4%	4.8%	0.7%	5.5%
Oct 2022	3.7%	6.4%	4.9%	5.5%	7.7%	6.7%	4.5%	0.5%	4.9%	0.7%	5.7%
Sep 2022	3.4%	6.1%	4.6%	4.3%	6.7%	6.2%	4.2%	0.3%	4.5%	0.6%	5.1%
Aug 2022	3.8%	6.6%	4.6%	5.3%	7.2%	6.7%	4.6%	0.3%	4.9%	0.7%	5.6%
Jul 2022	4.1%	7.7%	5.9%	6.3%	8.3%	8.7%	4.5%	0.3%	4.8%	2.0%	6.8%
Jun 2022	4.1%	6.9%	5.6%	5.5%	8.6%	6.6%	3.9%	0.3%	4.2%	1.9%	6.1%
May 2022	2.8%	6.2%	4.2%	4.3%	6.1%	6.6%	3.9%	0.3%	4.2%	0.9%	5.1%
Apr 2022	3.7%	7.9%	5.9%	5.6%	7.9%	7.7%	4.2%	0.3%	4.5%	2.0%	6.5%
Mar 2022	5.1%	11.3%	8.5%	8.4%	9.1%	10.4%	4.4%	0.4%	4.8%	4.4%	9.2%
Feb 2022	4.0%	8.7%	6.1%	5.4%	6.3%	8.6%	3.9%	0.4%	4.2%	2.6%	6.8%
Jan 2022	5.4%	9.8%	7.2%	7.3%	9.2%	10.3%	3.7%	0.3%	4.0%	4.3%	8.3%
<b>2021</b>	<b>3.5%</b>	<b>6.0%</b>	<b>4.2%</b>	<b>4.4%</b>	<b>5.0%</b>	<b>6.4%</b>	<b>3.8%</b>	<b>0.3%</b>	<b>4.0%</b>	<b>1.0%</b>	<b>5.0%</b>
Dec 2021	4.2%	8.3%	5.8%	5.9%	5.9%	8.7%	4.4%	0.3%	4.7%	2.1%	6.8%
Nov 2021	4.8%	8.0%	5.8%	5.9%	6.4%	8.6%	4.6%	0.4%	5.0%	1.7%	6.7%
Oct 2021	4.1%	6.6%	5.3%	4.9%	5.7%	7.3%	4.4%	0.4%	4.8%	1.0%	5.8%
Sep 2021	4.0%	6.2%	4.6%	4.2%	4.7%	6.5%	4.1%	0.3%	4.4%	0.7%	5.2%
Aug 2021	3.6%	5.8%	4.0%	3.8%	3.9%	6.3%	3.9%	0.2%	4.1%	0.6%	4.7%

Jul 2021	2.8%	4.8%	3.7%	3.8%	4.0%	5.9%	3.7%	0.2%	3.9%	0.4%	4.3%
Jun 2021	2.8%	5.1%	3.3%	3.7%	4.3%	4.8%	3.5%	0.2%	3.7%	0.4%	4.1%
May 2021	2.9%	4.5%	2.9%	3.3%	4.0%	5.0%	3.2%	0.2%	3.4%	0.4%	3.8%
Apr 2021	2.8%	4.2%	2.8%	3.3%	3.6%	4.7%	3.0%	0.2%	3.2%	0.4%	3.6%
Mar 2021	3.3%	4.3%	3.2%	3.3%	3.7%	4.4%	3.0%	0.2%	3.2%	0.5%	3.7%
Feb 2021	3.3%	5.8%	3.8%	4.0%	5.1%	5.9%	3.4%	0.3%	3.6%	1.1%	4.7%
Jan 2021	3.4%	8.5%	5.3%	6.1%	8.9%	8.5%	3.8%	0.1%	3.9%	2.9%	6.8%
<b>2020</b>	<b>3.5%</b>	<b>6.3%</b>	<b>4.6%</b>	<b>5.0%</b>	<b>5.3%</b>	<b>7.0%</b>	<b>4.2%</b>	<b>0.2%</b>	<b>4.4%</b>	<b>1.0%</b>	<b>5.4%</b>
Dec 2020	3.1%	5.7%	4.5%	4.1%	5.3%	5.7%	3.7%	0.2%	3.9%	1.0%	4.8%
Nov 2020	3.4%	5.7%	3.5%	4.0%	4.8%	5.6%	3.7%	0.2%	3.9%	0.7%	4.5%
Oct 2020	3.8%	6.6%	4.0%	5.0%	5.2%	7.6%	4.0%	0.2%	4.2%	1.1%	5.4%
Sep 2020	3.2%	6.0%	4.5%	4.7%	5.2%	7.6%	4.2%	0.2%	4.4%	0.8%	5.2%
Aug 2020	3.2%	5.5%	4.2%	4.4%	4.4%	7.8%	4.3%	0.2%	4.5%	0.4%	4.9%
Jul 2020	2.6%	5.3%	4.1%	3.7%	4.1%	6.3%	3.9%	0.2%	4.1%	0.3%	4.4%
Jun 2020	2.6%	5.2%	3.3%	3.8%	5.0%	5.5%	3.6%	0.1%	3.8%	0.5%	4.2%
May 2020	2.5%	6.6%	3.8%	4.5%	4.8%	5.7%	3.7%	0.1%	3.8%	1.1%	4.9%
Apr 2020	5.2%	10.1%	7.0%	7.0%	5.8%	9.7%	4.6%	0.1%	4.7%	3.3%	7.9%
Mar 2020	6.0%	8.9%	7.6%	7.2%	7.7%	9.9%	5.1%	0.3%	5.4%	2.7%	8.0%
Feb 2020	3.3%	5.1%	4.1%	5.3%	5.8%	6.5%	4.5%	0.4%	4.9%		4.9%
Jan 2020	3.5%	5.1%	4.6%	6.1%	5.1%	7.0%	4.9%	0.4%	5.3%		5.3%

Primary Care

Year/ month	CHO 1	CHO 2	CHO 3	CHO 4	CHO 5	CHO 6	CHO 7	CHO 8	CHO 9	other Comm.	Community Services absence rate	Certified absence	Self-certified absence	Non Covid-19 absence	Covid-19 absence	Total absence rate
2023	5.3%	3.4%	6.3%	4.6%	6.2%	5.1%	6.1%	5.8%	6.0%	3.9%	5.4%	4.5%	0.4%	4.9%	0.5%	5.4%
Dec 2023	6.9%	5.2%	7.1%	5.6%	8.4%	6.3%	6.9%	6.3%	7.4%	5.4%	6.6%	5.5%	0.5%	6.0%	0.6%	6.60%
Nov 2023	5.4%	4.1%	6.3%	5.3%	6.3%	5.2%	5.9%	5.4%	5.7%	2.5%	5.4%	4.6%	0.5%	5.1%	0.4%	5.45%
Oct 2023	5.5%	3.2%	6.6%	5.5%	6.5%	5.6%	6.0%	4.9%	5.7%	3.6%	5.4%	4.5%	0.4%	4.9%	0.5%	5.44%
Sep 2023	5.2%	4.0%	7.8%	5.3%	6.1%	5.4%	5.9%	5.5%	5.5%	4.6%	5.5%	4.5%	0.4%	4.8%	0.7%	5.51%
Aug 2023	6.3%	3.0%	7.8%	5.1%	6.5%	4.7%	6.3%	5.9%	5.7%	2.4%	5.6%	4.6%	0.3%	4.9%	0.7%	5.56%
Jul 2023	4.9%	3.1%	6.3%	4.1%	6.0%	4.8%	5.8%	4.8%	5.3%	3.6%	4.9%	4.3%	0.3%	4.6%	0.3%	4.93%
Jun 2023	4.5%	2.9%	4.8%	4.2%	5.9%	4.0%	5.7%	5.8%	5.8%	3.2%	4.9%	4.3%	0.3%	4.6%	0.2%	4.86%
May 2023	4.6%	2.6%	5.1%	4.3%	5.9%	3.9%	6.1%	6.1%	5.6%	4.4%	4.9%	4.3%	0.3%	4.6%	0.3%	4.94%
Apr 2023	5.2%	3.0%	5.6%	4.1%	5.9%	4.1%	5.9%	5.7%	5.5%	0.3%	5.0%	4.3%	0.3%	4.6%	0.4%	5.00%
Mar 2023	4.6%	2.7%	5.3%	3.2%	5.9%	4.7%	6.3%	6.2%	6.8%	4.9%	5.0%	4.2%	0.3%	4.6%	0.5%	5.02%
Feb 2023	4.8%	3.2%	5.8%	3.3%	5.0%	5.7%	6.1%	6.4%	6.4%	4.5%	5.2%	4.4%	0.4%	4.8%	0.4%	5.21%
Jan 2023	6.5%	3.8%	6.7%	4.7%	6.4%	6.6%	6.9%	6.6%	7.0%	5.5%	6.2%	4.9%	0.4%	5.4%	0.8%	6.18%
2022	6.5%	3.8%	7.8%	4.7%	7.6%	6.7%	7.5%	6.9%	6.9%	4.7%	6.5%	4.2%	0.4%	4.6%	1.9%	6.5%
Dec 2022	7.3%	3.2%	7.1%	3.6%	7.8%	7.8%	8.1%	7.3%	8.1%	6.1%	6.7%	5.0%	0.5%	5.5%	1.1%	6.65%
Nov 2022	5.9%	1.9%	7.2%	4.2%	5.9%	5.9%	6.2%	6.3%	6.2%	5.7%	5.5%	4.4%	0.4%	4.8%	0.7%	5.47%
Oct 2022	5.7%	3.2%	7.6%	3.9%	6.1%	6.1%	6.4%	6.1%	6.5%	3.8%	5.7%	4.5%	0.5%	4.9%	0.7%	5.67%
Sep 2022	5.8%	2.3%	6.1%	3.4%	5.9%	5.3%	5.7%	5.7%	6.0%	3.2%	5.1%	4.2%	0.3%	4.5%	0.6%	5.11%
Aug 2022	6.1%	2.7%	7.3%	3.2%	7.0%	6.4%	6.5%	6.0%	6.1%	2.6%	5.6%	4.6%	0.3%	4.9%	0.7%	5.62%
Jul 2022	6.4%	4.3%	8.7%	5.3%	8.2%	7.7%	7.7%	6.6%	7.2%	4.2%	6.8%	4.5%	0.3%	4.8%	2.0%	6.78%
Jun 2022	5.7%	3.7%	7.7%	3.2%	7.8%	6.6%	7.2%	6.5%	6.8%	7.1%	6.1%	3.9%	0.3%	4.2%	1.9%	6.07%
May 2022	4.3%	3.2%	5.9%	3.9%	6.0%	6.0%	6.0%	5.5%	5.1%	4.0%	5.1%	3.9%	0.3%	4.2%	0.9%	5.08%
Apr 2022	5.9%	4.2%	7.9%	6.4%	7.9%	6.8%	7.6%	7.0%	5.6%	6.0%	6.5%	4.2%	0.3%	4.5%	2.0%	6.54%
Mar 2022	9.3%	6.5%	9.7%	7.6%	11.3%	9.1%	10.4%	9.8%	9.2%	4.6%	9.2%	4.4%	0.4%	4.8%	4.4%	9.20%
Feb 2022	7.2%	4.1%	7.3%	5.6%	7.6%	6.2%	8.7%	7.0%	7.1%	3.6%	6.8%	3.9%	0.4%	4.2%	2.6%	6.81%
Jan 2022	8.3%	6.4%	11.4%	6.5%	9.8%	6.6%	8.8%	8.7%	8.6%	5.6%	8.3%	3.7%	0.3%	4.0%	4.3%	8.35%
2021	5.8%	2.8%	5.6%	3.0%	6.1%	4.6%	6.1%	5.8%	5.3%	2.9%	5.0%	3.8%	0.3%	4.0%	1.0%	5.0%
Dec 2021	7.0%	3.9%	8.5%	3.6%	9.4%	6.3%	8.2%	7.6%	7.2%	3.4%	6.8%	4.4%	0.3%	4.7%	2.1%	6.80%
Nov 2021	7.4%	3.5%	7.7%	4.4%	8.1%	6.3%	8.6%	7.4%	7.2%	3.2%	6.7%	4.6%	0.4%	5.0%	1.7%	6.74%
Oct 2021	7.6%	3.0%	6.5%	3.6%	5.8%	5.2%	7.0%	7.0%	5.8%	3.5%	5.8%	4.4%	0.4%	4.8%	1.0%	5.76%
Sep 2021	6.6%	2.7%	6.4%	3.1%	5.5%	5.3%	6.3%	6.2%	5.1%	2.5%	5.2%	4.1%	0.3%	4.4%	0.7%	5.15%
Aug 2021	5.7%	2.5%	5.6%	2.5%	5.4%	4.6%	5.6%	5.2%	5.6%	1.3%	4.7%	3.9%	0.2%	4.1%	0.6%	4.70%
Jul 2021	4.7%	2.1%	5.1%	2.4%	4.8%	3.8%	5.4%	5.2%	5.4%	2.2%	4.3%	3.7%	0.2%	3.9%	0.4%	4.28%
Jun 2021	5.1%	2.2%	4.8%	2.7%	5.5%	3.6%	4.6%	4.3%	4.2%	2.2%	4.1%	3.5%	0.2%	3.7%	0.4%	4.09%
May 2021	4.3%	1.8%	4.5%	2.3%	4.9%	3.2%	4.7%	4.0%	3.4%	2.4%	3.8%	3.2%	0.2%	3.4%	0.4%	3.77%
Apr 2021	4.4%	2.1%	3.8%	1.7%	4.6%	3.2%	4.4%	4.3%	3.6%	1.9%	3.6%	3.0%	0.2%	3.2%	0.4%	3.62%
Mar 2021	4.3%	2.3%	3.1%	2.3%	5.0%	2.9%	4.5%	4.1%	4.0%	2.7%	3.7%	3.0%	0.2%	3.2%	0.5%	3.71%
Feb 2021	4.8%	3.3%	4.1%	3.5%	5.7%	3.9%	5.9%	5.6%	4.7%	3.0%	4.7%	3.4%	0.3%	3.6%	1.1%	4.71%
Jan 2021	7.9%	5.1%	6.2%	3.6%	7.6%	6.3%	8.0%	8.4%	6.8%	6.7%	6.8%	3.8%	0.1%	3.9%	2.9%	6.81%
2020	5.6%	4.2%	5.6%	3.1%	5.2%	5.5%	7.1%	6.0%	5.3%	3.8%	5.4%	4.2%	0.2%	4.4%	1.0%	5.4%
Dec 2020	5.1%	3.9%	5.1%	2.1%	5.1%	3.9%	6.8%	5.5%	5.2%	4.1%	4.8%	3.7%	0.2%	3.9%	1.0%	4.82%
Nov 2020	4.7%	3.9%	4.3%	2.8%	4.7%	3.9%	6.1%	4.6%	4.5%	4.2%	4.5%	3.7%	0.2%	3.9%	0.7%	4.53%
Oct 2020	6.4%	4.7%	4.1%	2.7%	5.4%	4.7%	7.5%	6.1%	4.7%	6.5%	5.4%	4.0%	0.2%	4.2%	1.1%	5.36%
Sep 2020	6.0%	3.5%	4.5%	3.0%	4.8%	4.7%	7.6%	5.7%	4.9%	3.3%	5.2%	4.2%	0.2%	4.4%	0.8%	5.21%
Aug 2020	5.1%	3.8%	5.5%	2.6%	5.1%	4.2%	6.9%	5.4%	4.9%	2.6%	4.9%	4.3%	0.2%	4.5%	0.4%	4.90%
Jul 2020	4.5%	3.3%	4.3%	2.3%	5.4%	4.7%	6.5%	4.8%	4.2%	1.8%	4.4%	3.9%	0.2%	4.1%	0.3%	4.42%
Jun 2020	4.5%	3.0%	4.1%	2.6%	4.3%	3.8%	6.1%	4.8%	3.7%	2.0%	4.2%	3.6%	0.1%	3.8%	0.5%	4.22%
May 2020	5.1%	3.5%	5.1%	3.3%	4.6%	5.6%	6.1%	5.5%	4.8%	1.5%	4.9%	3.7%	0.1%	3.8%	1.1%	4.88%
Apr 2020	7.7%	6.7%	8.2%	5.5%	7.5%	8.3%	9.6%	8.9%	8.3%	4.8%	7.9%	4.6%	0.1%	4.7%	3.3%	7.92%

Primary Care

Year/ month	CHO 1	CHO 2	CHO 3	CHO 4	CHO 5	CHO 6	CHO 7	CHO 8	CHO 9	other Comm.	Community Services absence rate	Certified absence	Self-certified absence	Non Covid-19 absence	Covid-19 absence	Total absence rate
Mar 2020	8.5%	6.8%	9.3%	3.4%	6.6%	11.3%	9.9%	8.5%	9.2%	7.5%	8.0%	5.1%	0.3%	5.4%	2.7%	8.02%
Feb 2020	4.8%	3.1%	5.7%	3.7%	4.8%	5.7%	5.8%	5.6%	5.1%	4.9%	4.9%	4.5%	0.4%	4.9%		4.90%
Jan 2020	5.1%	4.0%	6.7%	3.4%	4.6%	6.9%	5.9%	6.7%	5.7%	2.7%	5.3%	4.9%	0.4%	5.3%		5.28%

