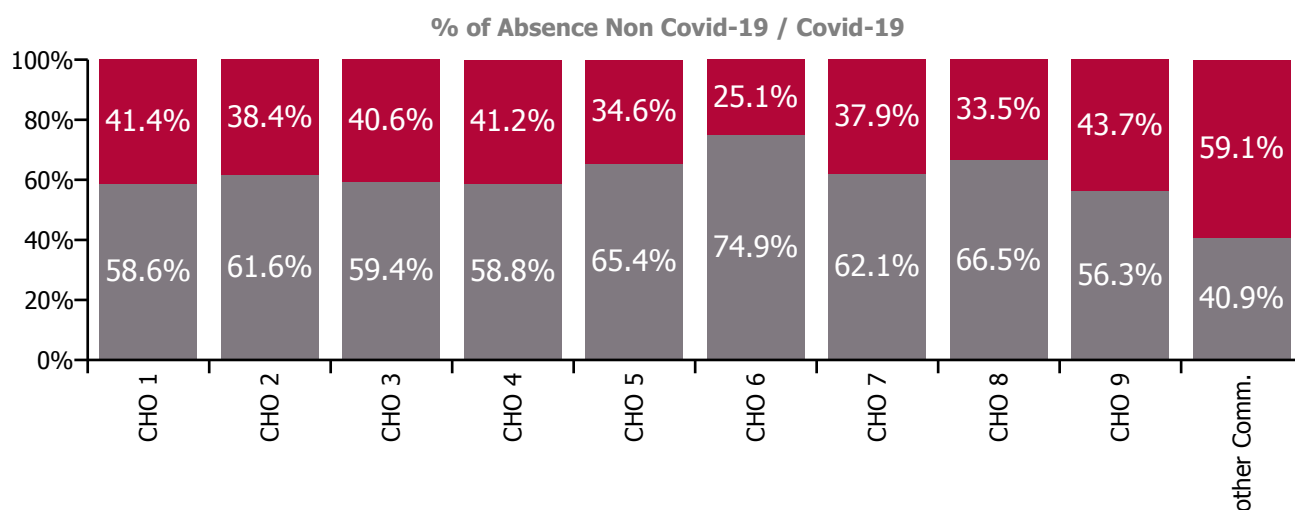
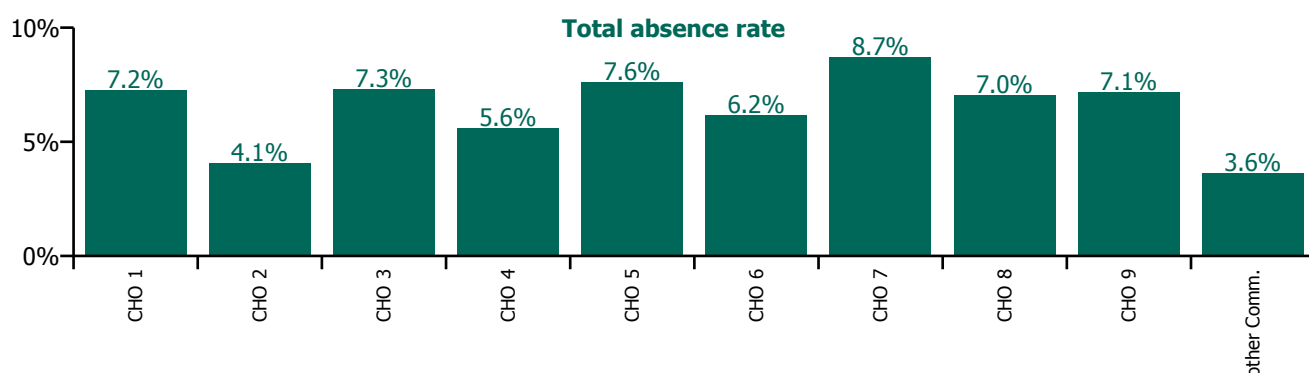


February 2022

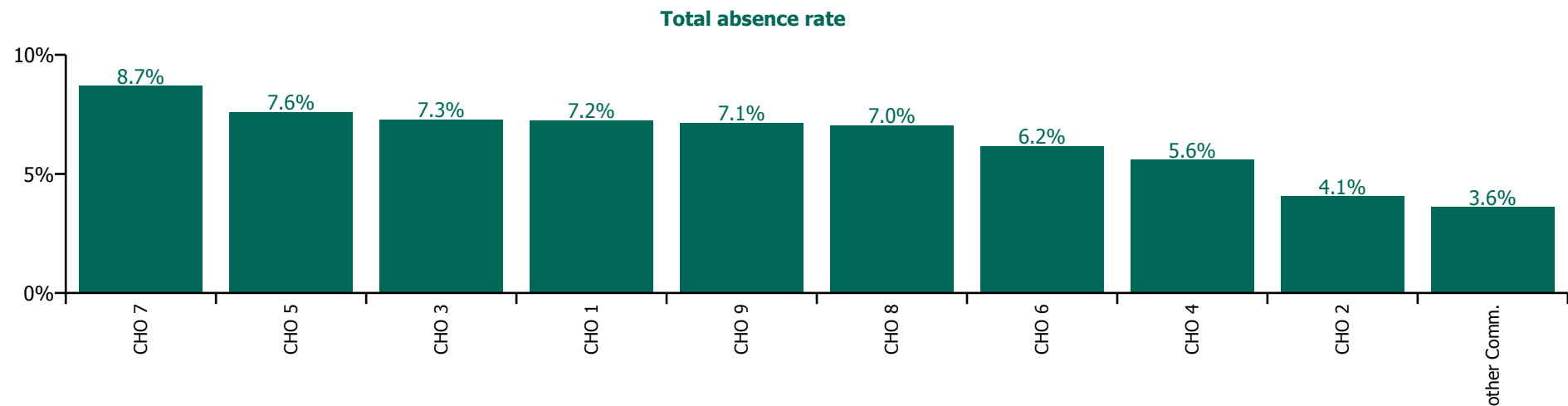
Health Service Absence Rate - by Staff Category: Feb 2022	Certified absence	Self-certified absence	Non Covid-19 absence	Covid-19 absence	Total absence rate	% Non Covid-19 absence	% Covid-19 absence
Primary Care	3.9%	0.4%	4.2%	2.6%	6.8%	62.0%	38.0%
Medical & Dental	2.2%	0.2%	2.4%	1.6%	4.0%	60.0%	40.0%
Nursing & Midwifery	5.1%	0.3%	5.4%	3.3%	8.7%	61.8%	38.2%
Health & Social Care Professionals	3.2%	0.3%	3.5%	2.6%	6.1%	57.7%	42.3%
Management & Administrative	3.4%	0.3%	3.7%	1.8%	5.4%	67.6%	32.4%
General Support	4.8%	0.1%	4.9%	1.4%	6.3%	77.2%	22.8%
Patient & Client Care	4.2%	0.9%	5.1%	3.6%	8.6%	58.6%	41.4%

Health Service Absence Rate - Care Group by CHO: Feb 2022	Certified absence	Self-certified absence	Non Covid-19 absence	Covid-19 absence	Total absence rate	% Non Covid-19 absence	% Covid-19 absence
Primary Care	3.9%	0.4%	4.2%	2.6%	6.8%	62.0%	38.0%
CHO 1	4.0%	0.3%	4.2%	3.0%	7.2%	58.6%	41.4%
CHO 2	2.4%	0.1%	2.5%	1.6%	4.1%	61.6%	38.4%
CHO 3	3.9%	0.4%	4.3%	3.0%	7.3%	59.4%	40.6%
CHO 4	2.3%	1.0%	3.3%	2.3%	5.6%	58.8%	41.2%
CHO 5	4.6%	0.4%	5.0%	2.6%	7.6%	65.4%	34.6%
CHO 6	4.3%	0.3%	4.6%	1.5%	6.2%	74.9%	25.1%
CHO 7	5.0%	0.4%	5.4%	3.3%	8.7%	62.1%	37.9%
CHO 8	4.5%	0.2%	4.7%	2.4%	7.0%	66.5%	33.5%
CHO 9	3.7%	0.4%	4.0%	3.1%	7.1%	56.3%	43.7%
Other Community Services	1.2%	0.3%	1.5%	2.1%	3.6%	40.9%	59.1%

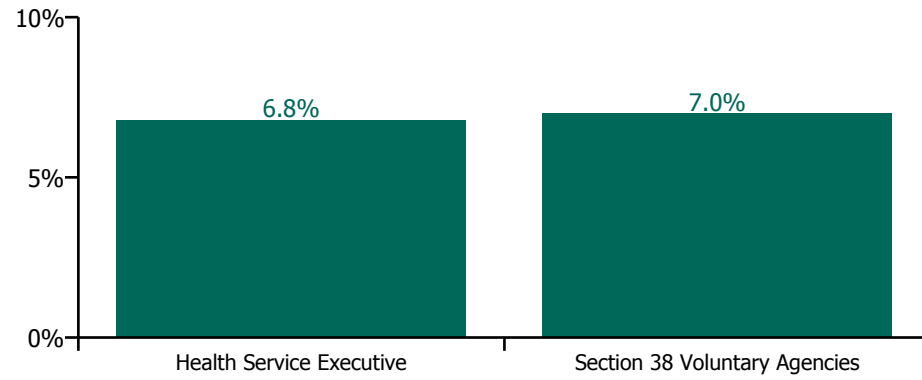


February 2022

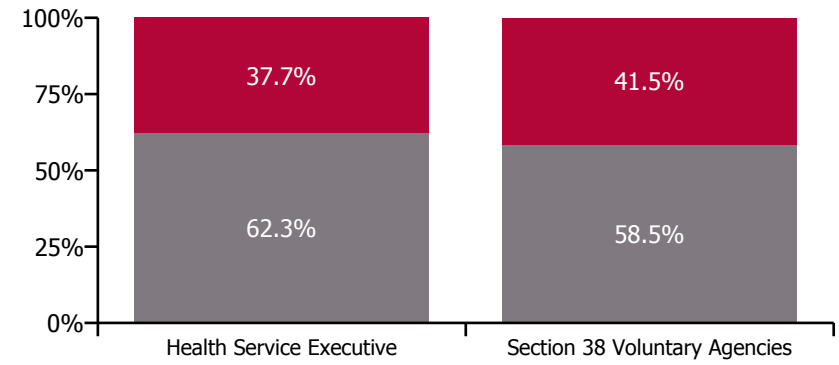
Health Service Absence Rate - by Hospital Group & Staff Category: Feb 2022	Medical & Dental	Nursing & Midwifery	Health & Social Care Professionals	Management & Administrative	General Support	Patient & Client Care	Certified absence	Self-certified absence	Non Covid-19 absence	Covid-19 absence	Total absence rate
Primary Care	4.0%	8.7%	6.1%	5.4%	6.3%	8.6%	3.9%	0.4%	4.2%	2.6%	6.8%
CHO 1	5.2%	10.1%	6.1%	6.5%	6.4%	7.3%	4.0%	0.3%	4.2%	3.0%	7.2%
CHO 2	3.0%	5.8%	4.2%	3.0%	2.0%	3.5%	2.4%	0.1%	2.5%	1.6%	4.1%
CHO 3	3.2%	8.2%	6.7%	7.1%	5.7%	9.1%	3.9%	0.4%	4.3%	3.0%	7.3%
CHO 4	1.9%	5.9%	4.0%	3.1%	7.3%	10.9%	2.3%	1.0%	3.3%	2.3%	5.6%
CHO 5	4.1%	8.7%	7.7%	6.6%	4.7%	9.2%	4.6%	0.4%	5.0%	2.6%	7.6%
CHO 6	6.0%	8.3%	5.1%	5.7%	4.5%	5.5%	4.3%	0.3%	4.6%	1.5%	6.2%
CHO 7	5.5%	10.9%	8.0%	5.9%	8.8%	10.1%	5.0%	0.4%	5.4%	3.3%	8.7%
CHO 8	3.3%	8.9%	6.0%	5.8%	11.0%	9.1%	4.5%	0.2%	4.7%	2.4%	7.0%
CHO 9	4.6%	9.7%	6.3%	5.6%	5.7%	8.9%	3.7%	0.4%	4.0%	3.1%	7.1%
Other Community Services	0.3%	5.2%	4.6%	1.9%	0.0%	12.2%	1.2%	0.3%	1.5%	2.1%	3.6%



Total absence rate



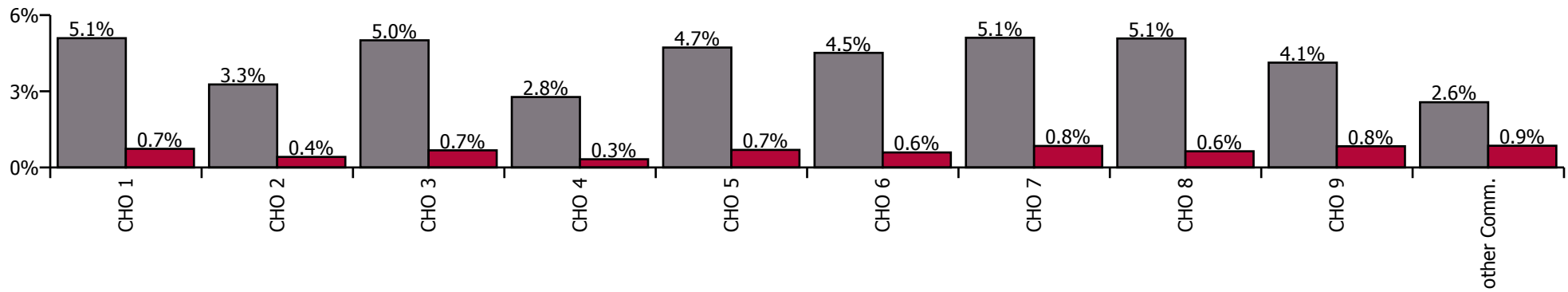
Non Covid-19 & Covid-19 Absence



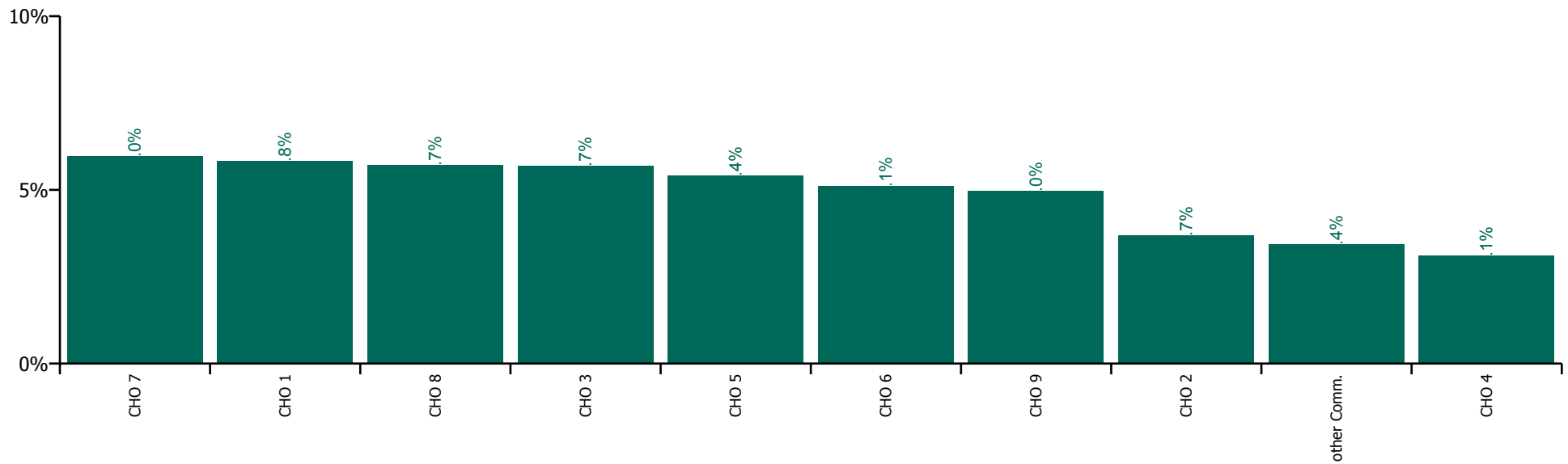
February 2022

Health Service Absence Rate by Hospital: Feb 2022	Medical & Dental	Nursing & Midwifery	Health & Social Care Professionals	Management & Administrative	General Support	Patient & Client Care	Certified absence	Self-certified absence	Non Covid-19 absence	Covid-19 absence	Total absence rate
Primary Care	3.3%	5.9%	4.2%	4.9%	5.1%	6.5%	4.1%	0.3%	4.4%	0.7%	5.1%
Health Service Executive	2.8%	7.6%	5.2%	5.6%	5.7%	5.7%	4.8%	0.3%	5.1%	0.7%	5.8%
CHO 1	2.8%	7.6%	5.2%	5.6%	5.7%	5.7%	4.8%	0.3%	5.1%	0.7%	5.8%
Health Service Executive	2.6%	4.8%	3.6%	3.6%	1.0%	2.9%	3.1%	0.1%	3.3%	0.4%	3.7%
CHO 2	2.6%	4.8%	3.6%	3.6%	1.0%	2.9%	3.1%	0.1%	3.3%	0.4%	3.7%
Health Service Executive	4.5%	6.1%	5.3%	6.1%	4.0%	5.7%	4.7%	0.3%	5.0%	0.7%	5.7%
CHO 3	4.5%	6.1%	5.3%	6.1%	4.0%	5.7%	4.7%	0.3%	5.0%	0.7%	5.7%
Health Service Executive	2.5%	3.1%	2.6%	3.0%	1.9%	5.1%	2.5%	0.3%	2.7%	0.3%	3.1%
Section 38 Voluntary Agencies	1.1%	3.9%	2.4%	2.0%	4.0%	6.2%	2.6%	0.5%	3.1%	0.2%	3.4%
CHO 4	2.3%	3.2%	2.6%	2.9%	3.5%	5.3%	2.5%	0.3%	2.8%	0.3%	3.1%
Health Service Executive	4.1%	6.4%	5.0%	4.9%	2.9%	6.8%	4.4%	0.3%	4.7%	0.7%	5.4%
CHO 5	4.1%	6.4%	5.0%	4.9%	2.9%	6.8%	4.4%	0.3%	4.7%	0.7%	5.4%
Health Service Executive	4.9%	6.1%	4.2%	5.0%	4.8%	6.3%	4.3%	0.4%	4.6%	0.6%	5.3%
Section 38 Voluntary Agencies	4.3%	15.4%	2.6%	2.7%	6.0%	1.5%	3.3%	0.4%	3.6%	0.4%	4.1%
CHO 6	4.8%	6.4%	4.2%	4.7%	5.4%	4.8%	4.2%	0.4%	4.5%	0.6%	5.1%
Health Service Executive	4.4%	6.3%	4.5%	6.3%	9.7%	8.5%	4.9%	0.4%	5.3%	0.9%	6.1%
Section 38 Voluntary Agencies	0.9%	5.2%	3.7%	3.6%	6.9%	7.4%	4.4%	0.4%	4.7%	0.8%	5.5%
CHO 7	3.8%	6.0%	4.4%	5.9%	7.9%	8.1%	4.7%	0.4%	5.1%	0.8%	6.0%
Health Service Executive	2.4%	7.6%	4.6%	5.3%	6.2%	6.9%	4.8%	0.3%	5.1%	0.6%	5.7%
CHO 8	2.4%	7.6%	4.6%	5.3%	6.2%	6.9%	4.8%	0.3%	5.1%	0.6%	5.7%
Health Service Executive	3.6%	5.4%	3.8%	5.4%	5.6%	8.2%	3.8%	0.3%	4.1%	0.8%	5.0%
CHO 9	3.6%	5.4%	3.8%	5.4%	5.6%	8.2%	3.8%	0.3%	4.1%	0.8%	5.0%
Other Community Services	3.3%	2.3%	5.0%	1.8%	2.9%	8.2%	2.3%	0.3%	2.6%	0.9%	3.4%

Non Covid-19 / Covid-19 absence rates



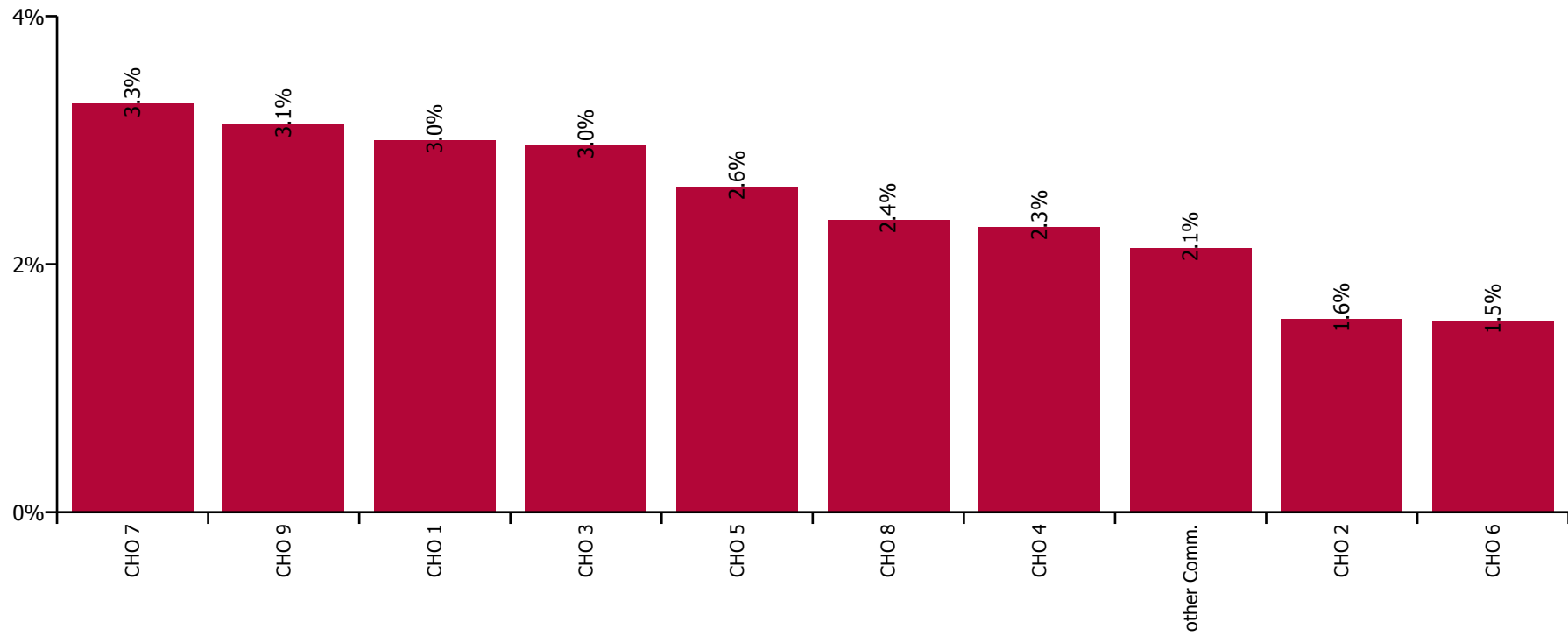
Total absence rate



February 2022

Health Service Covid-19 Absence Rate - by Staff Category & Hospital: Feb 2022	Medical & Dental	Nursing & Midwifery	Health & Social Care Professionals	Management & Administrative	General Support	Patient & Client Care	Covid-19 absence	Non Covid-19 absence	Total absence rate
Primary Care	1.6%	3.3%	2.6%	5.4%	1.4%	3.6%	2.6%	4.2%	6.8%
Health Service Executive	3.2%	4.7%	2.9%	6.5%	1.5%	3.4%	3.0%	4.2%	7.2%
CHO 1	3.2%	4.7%	2.9%	6.5%	1.5%	3.4%	3.0%	4.2%	7.2%
Health Service Executive	0.9%	2.7%	1.6%	3.0%	0.0%	0.9%	1.6%	2.5%	4.1%
CHO 2	0.9%	2.7%	1.6%	3.0%	0.0%	0.9%	1.6%	2.5%	4.1%
Health Service Executive	1.0%	3.0%	3.4%	7.1%	0.8%	3.9%	3.0%	4.3%	7.3%
CHO 3	1.0%	3.0%	3.4%	7.1%	0.8%	3.9%	3.0%	4.3%	7.3%
Health Service Executive	1.0%	2.2%	2.4%	2.7%	0.0%	5.0%	2.4%	3.3%	5.8%
Section 38 Voluntary Agencies	1.0%	0.0%	0.0%	5.2%	0.0%	1.5%	1.1%	2.9%	4.0%
CHO 4	1.0%	2.1%	2.4%	3.1%	0.0%	4.4%	2.3%	3.3%	5.6%
Health Service Executive	2.2%	3.1%	2.5%	6.6%	0.3%	3.2%	2.6%	5.0%	7.6%
CHO 5	2.2%	3.1%	2.5%	6.6%	0.3%	3.2%	2.6%	5.0%	7.6%
Health Service Executive	0.4%	1.3%	1.8%	6.3%	4.7%	3.1%	1.7%	5.0%	6.7%
Section 38 Voluntary Agencies	0.0%	0.0%	0.0%	0.0%	0.0%	0.0%	0.0%	1.5%	1.5%
CHO 6	0.3%	1.3%	1.8%	5.7%	2.2%	2.5%	1.5%	4.6%	6.2%
Health Service Executive	2.8%	3.6%	3.1%	6.6%	3.6%	4.1%	3.1%	5.6%	8.7%
Section 38 Voluntary Agencies	1.0%	4.7%	4.1%	2.4%	2.1%	5.9%	3.9%	4.9%	8.7%
CHO 7	2.5%	4.0%	3.2%	5.9%	2.6%	4.7%	3.3%	5.4%	8.7%
Health Service Executive	0.9%	3.5%	2.3%	5.8%	0.0%	2.8%	2.4%	4.7%	7.0%
CHO 8	0.9%	3.5%	2.3%	5.8%	0.0%	2.8%	2.4%	4.7%	7.0%
Health Service Executive	2.2%	4.0%	2.9%	5.6%	2.5%	4.5%	3.1%	4.0%	7.1%
CHO 9	2.2%	4.0%	2.9%	5.6%	2.5%	4.5%	3.1%	4.0%	7.1%
Other Community Services	0.0%	5.2%	3.4%	1.9%	0.0%	6.6%	2.1%	1.5%	3.6%

Covid-19 absence rate



February 2022

Health Service Absence Rate - by Staff Category: Feb 2022	Certified absence	Self- certified absence	Non Covid-19 absence	Covid-19 absence	Total absence rate	% Non Covid-19 absence	% Covid-19 absence
HSE Primary Care CHO 1	4.0%	0.3%	4.2%	3.0%	7.2%	58.6%	41.4%
Medical & Dental	1.8%	0.2%	2.0%	3.2%	5.2%	39.2%	60.8%
Nursing & Midwifery	5.1%	0.3%	5.4%	4.7%	10.1%	53.7%	46.3%
Health & Social Care Professionals	2.9%	0.3%	3.2%	2.9%	6.1%	52.2%	47.8%
Management & Administrative	4.3%	0.3%	4.6%	1.9%	6.5%	70.7%	29.3%
General Support	4.8%	0.1%	4.9%	1.5%	6.4%	76.4%	23.6%
Patient & Client Care	3.5%	0.5%	3.9%	3.4%	7.3%	53.7%	46.3%

February 2022

Health Service Absence Rate - by Staff Category: Feb 2022	Certified absence	Self- certified absence	Non Covid-19 absence	Covid-19 absence	Total absence rate	% Non Covid-19 absence	% Covid-19 absence
HSE Primary Care CHO 2	2.4%	0.1%	2.5%	1.6%	4.1%	61.6%	38.4%
Medical & Dental	2.1%	0.1%	2.1%	0.9%	3.0%	70.4%	29.6%
Nursing & Midwifery	3.0%	0.0%	3.1%	2.7%	5.8%	53.1%	46.9%
Health & Social Care Professionals	2.5%	0.1%	2.6%	1.6%	4.2%	61.7%	38.3%
Management & Administrative	1.9%	0.1%	2.0%	1.1%	3.0%	64.7%	35.3%
General Support	2.0%	0.0%	2.0%	0.0%	2.0%	100.0%	0.0%
Patient & Client Care	2.6%	0.0%	2.6%	0.9%	3.5%	73.9%	26.1%

February 2022

Health Service Absence Rate - by Staff Category: Feb 2022	Certified absence	Self- certified absence	Non Covid-19 absence	Covid-19 absence	Total absence rate	% Non Covid-19 absence	% Covid-19 absence
HSE Primary Care CHO 3	3.9%	0.4%	4.3%	3.0%	7.3%	59.4%	40.6%
Medical & Dental	2.1%	0.1%	2.1%	1.0%	3.2%	68.0%	32.0%
Nursing & Midwifery	5.0%	0.2%	5.2%	3.0%	8.2%	63.2%	36.8%
Health & Social Care Professionals	3.1%	0.2%	3.3%	3.4%	6.7%	49.1%	50.9%
Management & Administrative	3.5%	0.5%	4.0%	3.0%	7.1%	57.2%	42.8%
General Support	4.7%	0.3%	5.0%	0.8%	5.7%	86.9%	13.1%
Patient & Client Care	4.4%	0.9%	5.3%	3.9%	9.1%	57.7%	42.3%

February 2022

Health Service Absence Rate - by Staff Category: Feb 2022	Certified absence	Self- certified absence	Non Covid-19 absence	Covid-19 absence	Total absence rate	% Non Covid-19 absence	% Covid-19 absence
HSE Primary Care CHO 4	2.3%	1.0%	3.3%	2.3%	5.6%	58.8%	41.2%
Medical & Dental	0.6%	0.2%	0.9%	1.0%	1.9%	46.2%	53.8%
Nursing & Midwifery	3.2%	0.6%	3.8%	2.1%	5.9%	63.7%	36.3%
Health & Social Care Professionals	1.4%	0.2%	1.6%	2.4%	4.0%	39.7%	60.3%
Management & Administrative	1.8%	0.2%	2.0%	1.0%	3.1%	65.8%	34.2%
General Support	7.3%	0.0%	7.3%	0.0%	7.3%	100.0%	0.0%
Patient & Client Care	3.2%	3.2%	6.4%	4.4%	10.9%	59.3%	40.7%

February 2022

Health Service Absence Rate - by Staff Category: Feb 2022	Certified absence	Self- certified absence	Non Covid-19 absence	Covid-19 absence	Total absence rate	% Non Covid-19 absence	% Covid-19 absence
HSE Primary Care CHO 5	4.6%	0.4%	5.0%	2.6%	7.6%	65.4%	34.6%
Medical & Dental	1.3%	0.5%	1.8%	2.2%	4.1%	45.1%	54.9%
Nursing & Midwifery	5.4%	0.3%	5.6%	3.1%	8.7%	64.3%	35.7%
Health & Social Care Professionals	4.8%	0.4%	5.2%	2.5%	7.7%	67.9%	32.1%
Management & Administrative	4.1%	0.4%	4.5%	2.1%	6.6%	67.7%	32.3%
General Support	4.4%	0.0%	4.4%	0.3%	4.7%	93.3%	6.7%
Patient & Client Care	5.2%	0.8%	6.0%	3.2%	9.2%	64.9%	35.1%

February 2022

Health Service Absence Rate - by Staff Category: Feb 2022	Certified absence	Self- certified absence	Non Covid-19 absence	Covid-19 absence	Total absence rate	% Non Covid-19 absence	% Covid-19 absence
HSE Primary Care CHO 6	4.3%	0.3%	4.6%	1.5%	6.2%	74.9%	25.1%
Medical & Dental	5.5%	0.2%	5.7%	0.3%	6.0%	94.8%	5.2%
Nursing & Midwifery	6.7%	0.3%	7.0%	1.3%	8.3%	84.3%	15.7%
Health & Social Care Professionals	3.0%	0.3%	3.3%	1.8%	5.1%	65.3%	34.7%
Management & Administrative	3.8%	0.4%	4.2%	1.5%	5.7%	74.4%	25.6%
General Support	1.9%	0.3%	2.3%	2.2%	4.5%	51.1%	48.9%
Patient & Client Care	2.6%	0.4%	3.0%	2.5%	5.5%	54.9%	45.1%

February 2022

Health Service Absence Rate - by Staff Category: Feb 2022	Certified absence	Self- certified absence	Non Covid-19 absence	Covid-19 absence	Total absence rate	% Non Covid-19 absence	% Covid-19 absence
HSE Primary Care CHO 7	5.0%	0.4%	5.4%	3.3%	8.7%	62.1%	37.9%
Medical & Dental	2.8%	0.2%	3.0%	2.5%	5.5%	54.5%	45.5%
Nursing & Midwifery	6.6%	0.3%	6.9%	4.0%	10.9%	63.6%	36.4%
Health & Social Care Professionals	4.3%	0.4%	4.7%	3.2%	8.0%	59.5%	40.5%
Management & Administrative	4.1%	0.3%	4.4%	1.6%	5.9%	73.6%	26.4%
General Support	5.9%	0.2%	6.2%	2.6%	8.8%	70.0%	30.0%
Patient & Client Care	4.8%	0.7%	5.5%	4.7%	10.1%	54.0%	46.0%

February 2022

Health Service Absence Rate - by Staff Category: Feb 2022	Certified absence	Self- certified absence	Non Covid-19 absence	Covid-19 absence	Total absence rate	% Non Covid-19 absence	% Covid-19 absence
HSE Primary Care CHO 8	4.5%	0.2%	4.7%	2.4%	7.0%	66.5%	33.5%
Medical & Dental	2.4%	0.0%	2.4%	0.9%	3.3%	73.3%	26.7%
Nursing & Midwifery	5.2%	0.2%	5.4%	3.5%	8.9%	60.7%	39.3%
Health & Social Care Professionals	3.5%	0.2%	3.7%	2.3%	6.0%	61.5%	38.5%
Management & Administrative	3.9%	0.3%	4.2%	1.6%	5.8%	72.2%	27.8%
General Support	11.0%	0.0%	11.0%	0.0%	11.0%	100.0%	0.0%
Patient & Client Care	6.0%	0.3%	6.3%	2.8%	9.1%	69.4%	30.6%

February 2022

Health Service Absence Rate - by Staff Category: Feb 2022	Certified absence	Self- certified absence	Non Covid-19 absence	Covid-19 absence	Total absence rate	% Non Covid-19 absence	% Covid-19 absence
HSE Primary Care CHO 9	3.7%	0.4%	4.0%	3.1%	7.1%	56.3%	43.7%
Medical & Dental	2.1%	0.2%	2.3%	2.2%	4.6%	51.0%	49.0%
Nursing & Midwifery	5.4%	0.3%	5.7%	4.0%	9.7%	59.1%	40.9%
Health & Social Care Professionals	3.1%	0.4%	3.5%	2.9%	6.3%	54.4%	45.6%
Management & Administrative	2.9%	0.4%	3.4%	2.3%	5.6%	59.8%	40.2%
General Support	3.2%	0.0%	3.2%	2.5%	5.7%	55.5%	44.5%
Patient & Client Care	4.1%	0.3%	4.4%	4.5%	8.9%	49.9%	50.1%

February 2022

Health Service Absence Rate - by Staff Category: Feb 2022	Certified absence	Self- certified absence	Non Covid-19 absence	Covid-19 absence	Total absence rate	% Non Covid-19 absence	% Covid-19 absence
HSE Primary Care Other Community Services	1.2%	0.3%	1.5%	2.1%	3.6%	40.9%	59.1%
Medical & Dental	0.0%	0.3%	0.3%	0.0%	0.3%	100.0%	0.0%
Nursing & Midwifery	0.0%	0.0%	0.0%	5.2%	5.2%	0.0%	100.0%
Health & Social Care Professionals	0.5%	0.7%	1.2%	3.4%	4.6%	25.2%	74.8%
Management & Administrative	1.3%	0.1%	1.4%	0.5%	1.9%	72.3%	27.7%
General Support	0.0%	0.0%	0.0%	0.0%	0.0%		#DIV/0
Patient & Client Care	4.6%	0.9%	5.6%	6.6%	12.2%	45.7%	54.3%

February 2022

Cork Dental Hospital absence by Staff Category	Certified absence	Self-certified absence	Non Covid-19 absence	Covid-19 absence	Total absence rate	% Non Covid-19 absence	% Covid-19 absence
Cork Dental Hospital (CHO 4)	2.7%	0.2%	2.9%	1.1%	4.0%	72.4%	27.6%
Medical & Dental	0.0%	0.2%	0.2%	1.0%	1.2%	14.3%	85.7%
Nursing & Midwifery	2.6%	0.0%	2.6%	0.0%	2.6%	100.0%	0.0%
Health & Social Care Professionals	0.0%	0.0%	0.0%	0.0%	0.0%		#DIV/0
Management & Administrative	3.4%	0.2%	3.6%	1.6%	5.2%	69.0%	31.0%
General Support	8.1%	0.0%	8.1%	0.0%	8.1%	100.0%	0.0%
Patient & Client Care	2.8%	0.3%	3.1%	1.5%	4.5%	67.6%	32.4%

February 2022

Dublin Dental Hospital absence by Staff Category	Certified absence	Self-certified absence	Non Covid-19 absence	Covid-19 absence	Total absence rate	% Non Covid-19 absence	% Covid-19 absence
Dublin Dental Hospital (CHO 6)	1.5%	0.0%	1.5%	0.0%	1.5%	100.0%	0.0%
Medical & Dental	2.3%	0.0%	2.3%	0.0%	2.3%	100.0%	0.0%
Nursing & Midwifery	5.9%	0.0%	5.9%	0.0%	5.9%	100.0%	0.0%
Health & Social Care Professionals	13.9%	0.0%	13.9%	0.0%	13.9%	100.0%	0.0%
Management & Administrative	0.0%	0.0%	0.0%	0.0%	0.0%		#DIV/0
General Support	0.0%	0.0%	0.0%	0.0%	0.0%		
Patient & Client Care	1.7%	0.0%	1.7%	0.0%	1.7%	100.0%	0.0%

February 2022

Our Lady's Hospice & Care Services absence by Staff Category	Certified absence	Self-certified absence	Non Covid-19 absence	Covid-19 absence	Total absence rate	% Non Covid-19 absence	% Covid-19 absence
Our Lady's Hospice & Care Services (CHO 7)	4.6%	0.3%	4.9%	3.9%	8.7%	55.7%	44.3%
Medical & Dental	0.0%	0.2%	0.2%	1.0%	1.2%	18.4%	81.6%
Nursing & Midwifery	6.6%	0.3%	6.9%	4.7%	11.6%	59.6%	40.4%
Health & Social Care Professionals	5.2%	0.4%	5.6%	4.1%	9.6%	58.0%	42.0%
Management & Administrative	1.5%	0.2%	1.7%	0.7%	2.4%	72.2%	27.8%
General Support	5.2%	0.4%	5.5%	2.1%	7.7%	72.3%	27.7%
Patient & Client Care	2.9%	0.2%	3.1%	5.9%	9.0%	34.9%	65.1%

Primary Care

Year/ month	Medical & Dental	Nursing & Midwifery	Health & Social Care Professionals	Management & Administrative	General Support	Patient & Client Care	Certified absence	Self-certified absence	Non Covid-19 absence	Covid-19 absence	Total absence rate
2022	4.7%	9.3%	6.6%	6.4%	7.8%	9.5%	3.8%	0.3%	4.1%	3.5%	7.6%
Feb 2022	4.0%	8.7%	6.1%	5.4%	6.3%	8.6%	3.9%	0.4%	4.2%	2.6%	6.8%
Jan 2022	5.4%	9.8%	7.2%	7.3%	9.2%	10.3%	3.7%	0.3%	4.0%	4.3%	8.3%
2021	3.5%	6.0%	4.2%	4.4%	5.0%	6.4%	3.8%	0.3%	4.0%	1.0%	5.0%
Dec 2021	4.2%	8.3%	5.8%	5.9%	5.9%	8.7%	4.4%	0.3%	4.7%	2.1%	6.8%
Nov 2021	4.8%	8.0%	5.8%	5.9%	6.4%	8.6%	4.6%	0.4%	5.0%	1.7%	6.7%
Oct 2021	4.1%	6.6%	5.3%	4.9%	5.7%	7.3%	4.4%	0.4%	4.8%	1.0%	5.8%
Sep 2021	4.0%	6.2%	4.6%	4.2%	4.7%	6.5%	4.1%	0.3%	4.4%	0.7%	5.2%
Aug 2021	3.6%	5.8%	4.0%	3.8%	3.9%	6.3%	3.9%	0.2%	4.1%	0.6%	4.7%
Jul 2021	2.8%	4.8%	3.7%	3.8%	4.0%	5.9%	3.7%	0.2%	3.9%	0.4%	4.3%
Jun 2021	2.8%	5.1%	3.3%	3.7%	4.3%	4.8%	3.5%	0.2%	3.7%	0.4%	4.1%
May 2021	2.9%	4.5%	2.9%	3.3%	4.0%	5.0%	3.2%	0.2%	3.4%	0.4%	3.8%
Apr 2021	2.8%	4.2%	2.8%	3.3%	3.6%	4.7%	3.0%	0.2%	3.2%	0.4%	3.6%
Mar 2021	3.3%	4.3%	3.2%	3.3%	3.7%	4.4%	3.0%	0.2%	3.2%	0.5%	3.7%
Feb 2021	3.3%	5.8%	3.8%	4.0%	5.1%	5.9%	3.4%	0.3%	3.6%	1.1%	4.7%
Jan 2021	3.4%	8.5%	5.3%	6.1%	8.9%	8.5%	3.8%	0.1%	3.9%	2.9%	6.8%
2020	3.5%	6.3%	4.6%	5.0%	5.3%	7.0%	4.2%	0.2%	4.4%	1.0%	5.4%
Dec 2020	3.1%	5.7%	4.5%	4.1%	5.3%	5.7%	3.7%	0.2%	3.9%	1.0%	4.8%
Nov 2020	3.4%	5.7%	3.5%	4.0%	4.8%	5.6%	3.7%	0.2%	3.9%	0.7%	4.5%
Oct 2020	3.8%	6.6%	4.0%	5.0%	5.2%	7.6%	4.0%	0.2%	4.2%	1.1%	5.4%
Sep 2020	3.2%	6.0%	4.5%	4.7%	5.2%	7.6%	4.2%	0.2%	4.4%	0.8%	5.2%
Aug 2020	3.2%	5.5%	4.2%	4.4%	4.4%	7.8%	4.3%	0.2%	4.5%	0.4%	4.9%
Jul 2020	2.6%	5.3%	4.1%	3.7%	4.1%	6.3%	3.9%	0.2%	4.1%	0.3%	4.4%
Jun 2020	2.6%	5.2%	3.3%	3.8%	5.0%	5.5%	3.6%	0.1%	3.8%	0.5%	4.2%
May 2020	2.5%	6.6%	3.8%	4.5%	4.8%	5.7%	3.7%	0.1%	3.8%	1.1%	4.9%
Apr 2020	5.2%	10.1%	7.0%	7.0%	5.8%	9.7%	4.6%	0.1%	4.7%	3.3%	7.9%
Mar 2020	6.0%	8.9%	7.6%	7.2%	7.7%	9.9%	5.1%	0.3%	5.4%	2.7%	8.0%
Feb 2020	3.3%	5.1%	4.1%	5.3%	5.8%	6.5%	4.5%	0.4%	4.9%		4.9%
Jan 2020	3.5%	5.1%	4.6%	6.1%	5.1%	7.0%	4.9%	0.4%	5.3%		5.3%
2019	2.8%	5.5%	3.7%	5.0%	5.2%	6.3%	4.3%	0.4%	4.7%		4.7%
Dec 2019	3.6%	5.8%	4.4%	6.2%	5.0%	7.8%	5.0%	0.5%	5.5%		5.5%
Nov 2019	2.8%	5.4%	3.8%	5.8%	5.0%	6.8%	4.6%	0.4%	5.0%		5.0%

Oct 2019	2.6%	5.6%	3.7%	5.5%	5.0%	6.7%	4.5%	0.4%	4.9%		4.9%
Sep 2019	2.2%	5.0%	3.6%	5.0%	7.6%	6.5%	4.3%	0.3%	4.7%		4.7%
Aug 2019	2.9%	5.8%	3.7%	4.8%	5.4%	5.7%	4.5%	0.2%	4.8%		4.8%
Jul 2019	2.9%	5.0%	3.5%	4.4%	5.0%	6.2%	4.2%	0.2%	4.4%		4.4%
Jun 2019	3.2%	5.2%	3.7%	3.9%	4.9%	5.9%	4.1%	0.3%	4.4%		4.4%
May 2019	2.6%	5.5%	3.5%	4.4%	4.6%	5.9%	4.2%	0.3%	4.5%		4.5%
Apr 2019	2.8%	4.7%	3.6%	4.7%	5.4%	6.8%	4.2%	0.4%	4.5%		4.5%
Mar 2019	2.7%	4.9%	3.6%	4.9%	4.7%	6.2%	4.2%	0.4%	4.5%		4.5%
Feb 2019	2.7%	6.9%	3.4%	4.6%	5.7%	6.1%	4.1%	0.8%	5.0%		5.0%
Jan 2019	2.5%	5.8%	3.8%	5.6%	4.6%	5.5%	3.6%	0.6%	4.2%		4.2%

Primary Care

Year/ month	CHO 1	CHO 2	CHO 3	CHO 4	CHO 5	CHO 6	CHO 7	CHO 8	CHO 9	other Comm.	Community Services absence rate	Certified absence	Self-certified absence	Non Covid-19 absence	Covid-19 absence	Total absence rate
2022	7.8%	5.2%	9.4%	6.0%	8.7%	6.4%	8.7%	7.9%	7.9%	4.6%	7.6%	3.8%	0.3%	4.1%	3.5%	7.6%
Feb 2022	7.2%	4.1%	7.3%	5.6%	7.6%	6.2%	8.7%	7.0%	7.1%	3.6%	6.8%	3.9%	0.4%	4.2%	2.6%	6.81%
Jan 2022	8.3%	6.4%	11.4%	6.5%	9.8%	6.6%	8.8%	8.7%	8.6%	5.6%	8.3%	3.7%	0.3%	4.0%	4.3%	8.35%
2021	5.8%	2.8%	5.6%	3.0%	6.1%	4.6%	6.1%	5.8%	5.3%	2.9%	5.0%	3.8%	0.3%	4.0%	1.0%	5.0%
Dec 2021	7.0%	3.9%	8.5%	3.6%	9.4%	6.3%	8.2%	7.6%	7.2%	3.4%	6.8%	4.4%	0.3%	4.7%	2.1%	6.80%
Nov 2021	7.4%	3.5%	7.7%	4.4%	8.1%	6.3%	8.6%	7.4%	7.2%	3.2%	6.7%	4.6%	0.4%	5.0%	1.7%	6.74%
Oct 2021	7.6%	3.0%	6.5%	3.6%	5.8%	5.2%	7.0%	7.0%	5.8%	3.5%	5.8%	4.4%	0.4%	4.8%	1.0%	5.76%
Sep 2021	6.6%	2.7%	6.4%	3.1%	5.5%	5.3%	6.3%	6.2%	5.1%	2.5%	5.2%	4.1%	0.3%	4.4%	0.7%	5.15%
Aug 2021	5.7%	2.5%	5.6%	2.5%	5.4%	4.6%	5.6%	5.2%	5.6%	1.3%	4.7%	3.9%	0.2%	4.1%	0.6%	4.70%
Jul 2021	4.7%	2.1%	5.1%	2.4%	4.8%	3.8%	5.4%	5.2%	5.4%	2.2%	4.3%	3.7%	0.2%	3.9%	0.4%	4.28%
Jun 2021	5.1%	2.2%	4.8%	2.7%	5.5%	3.6%	4.6%	4.3%	4.2%	2.2%	4.1%	3.5%	0.2%	3.7%	0.4%	4.09%
May 2021	4.3%	1.8%	4.5%	2.3%	4.9%	3.2%	4.7%	4.0%	3.4%	2.4%	3.8%	3.2%	0.2%	3.4%	0.4%	3.77%
Apr 2021	4.4%	2.1%	3.8%	1.7%	4.6%	3.2%	4.4%	4.3%	3.6%	1.9%	3.6%	3.0%	0.2%	3.2%	0.4%	3.62%
Mar 2021	4.3%	2.3%	3.1%	2.3%	5.0%	2.9%	4.5%	4.1%	4.0%	2.7%	3.7%	3.0%	0.2%	3.2%	0.5%	3.71%
Feb 2021	4.8%	3.3%	4.1%	3.5%	5.7%	3.9%	5.9%	5.6%	4.7%	3.0%	4.7%	3.4%	0.3%	3.6%	1.1%	4.71%
Jan 2021	7.9%	5.1%	6.2%	3.6%	7.6%	6.3%	8.0%	8.4%	6.8%	6.7%	6.8%	3.8%	0.1%	3.9%	2.9%	6.81%
2020	5.6%	4.2%	5.6%	3.1%	5.2%	5.5%	7.1%	6.0%	5.3%	3.8%	5.4%	4.2%	0.2%	4.4%	1.0%	5.4%
Dec 2020	5.1%	3.9%	5.1%	2.1%	5.1%	3.9%	6.8%	5.5%	5.2%	4.1%	4.8%	3.7%	0.2%	3.9%	1.0%	4.82%
Nov 2020	4.7%	3.9%	4.3%	2.8%	4.7%	3.9%	6.1%	4.6%	4.5%	4.2%	4.5%	3.7%	0.2%	3.9%	0.7%	4.53%
Oct 2020	6.4%	4.7%	4.1%	2.7%	5.4%	4.7%	7.5%	6.1%	4.7%	6.5%	5.4%	4.0%	0.2%	4.2%	1.1%	5.36%
Sep 2020	6.0%	3.5%	4.5%	3.0%	4.8%	4.7%	7.6%	5.7%	4.9%	3.3%	5.2%	4.2%	0.2%	4.4%	0.8%	5.21%
Aug 2020	5.1%	3.8%	5.5%	2.6%	5.1%	4.2%	6.9%	5.4%	4.9%	2.6%	4.9%	4.3%	0.2%	4.5%	0.4%	4.90%
Jul 2020	4.5%	3.3%	4.3%	2.3%	5.4%	4.7%	6.5%	4.8%	4.2%	1.8%	4.4%	3.9%	0.2%	4.1%	0.3%	4.42%
Jun 2020	4.5%	3.0%	4.1%	2.6%	4.3%	3.8%	6.1%	4.8%	3.7%	2.0%	4.2%	3.6%	0.1%	3.8%	0.5%	4.22%
May 2020	5.1%	3.5%	5.1%	3.3%	4.6%	5.6%	6.1%	5.5%	4.8%	1.5%	4.9%	3.7%	0.1%	3.8%	1.1%	4.88%
Apr 2020	7.7%	6.7%	8.2%	5.5%	7.5%	8.3%	9.6%	8.9%	8.3%	4.8%	7.9%	4.6%	0.1%	4.7%	3.3%	7.92%
Mar 2020	8.5%	6.8%	9.3%	3.4%	6.6%	11.3%	9.9%	8.5%	9.2%	7.5%	8.0%	5.1%	0.3%	5.4%	2.7%	8.02%
Feb 2020	4.8%	3.1%	5.7%	3.7%	4.8%	5.7%	5.8%	5.6%	5.1%	4.9%	4.9%	4.5%	0.4%	4.9%		4.90%
Jan 2020	5.1%	4.0%	6.7%	3.4%	4.6%	6.9%	5.9%	6.7%	5.7%	2.7%	5.3%	4.9%	0.4%	5.3%		5.28%
2019	5.8%	3.9%	5.2%	2.8%	5.1%	5.5%	5.4%	5.4%	3.9%		4.7%	4.3%	0.4%	4.7%		4.7%
Dec 2019	5.2%	4.6%	6.4%	3.8%	5.9%	6.0%	5.9%	7.0%	5.6%		5.5%	5.0%	0.5%	5.5%		5.52%
Nov 2019	5.0%	4.1%	5.1%	3.5%	5.1%	6.2%	5.8%	5.8%	5.0%		5.0%	4.6%	0.4%	5.0%		5.01%
Oct 2019	4.5%	4.5%	6.2%	3.1%	4.4%	6.5%	6.0%	5.6%	4.9%		4.9%	4.5%	0.4%	4.9%		4.92%
Sep 2019	5.1%	3.9%	5.0%	2.8%	4.8%	4.7%	6.0%	4.9%	4.7%		4.7%	4.3%	0.3%	4.7%		4.68%
Aug 2019	6.2%	3.9%	5.3%	2.4%	5.4%	5.5%	5.7%	5.6%	4.1%		4.8%	4.5%	0.2%	4.8%		4.77%
Jul 2019	6.0%	3.1%	5.1%	2.3%	5.3%	5.9%	5.6%	4.5%	3.4%		4.4%	4.2%	0.2%	4.4%		4.41%
Jun 2019	6.2%	3.2%	5.3%	2.6%	5.7%	4.6%	5.2%	4.6%	3.2%		4.4%	4.1%	0.3%	4.4%		4.39%
May 2019	5.3%	3.8%	5.2%	2.4%	5.4%	5.6%	4.4%	4.3%	5.8%		4.5%	4.2%	0.3%	4.5%		4.47%
Apr 2019	5.5%	3.9%	5.0%	2.7%	4.6%	5.5%	5.3%	5.1%	3.9%		4.5%	4.2%	0.4%	4.5%		4.53%
Mar 2019	6.2%	3.6%	4.2%	2.6%	4.7%	5.7%	5.3%	4.5%	4.9%		4.5%	4.2%	0.4%	4.5%		4.54%
Feb 2019	7.1%	3.9%	4.9%	3.0%	5.3%	5.7%	5.4%	6.6%	3.4%		5.0%	4.1%	0.8%	5.0%		4.99%
Jan 2019	7.2%	4.2%	5.0%	2.9%	5.1%	4.6%	4.8%	6.2%	1.8%		4.2%	3.6%	0.6%	4.2%		4.15%

