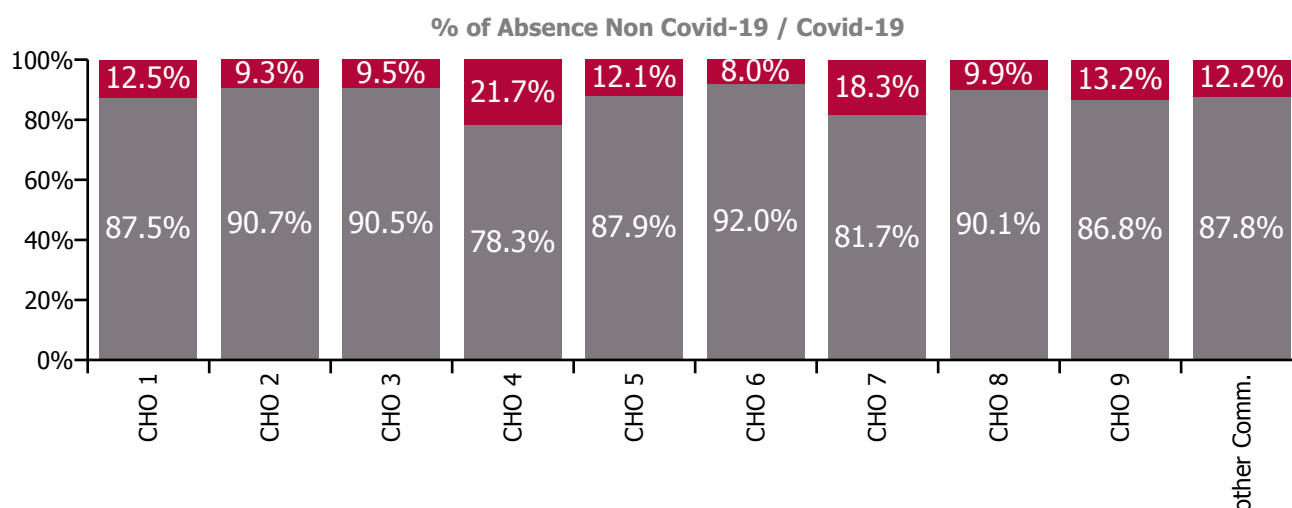
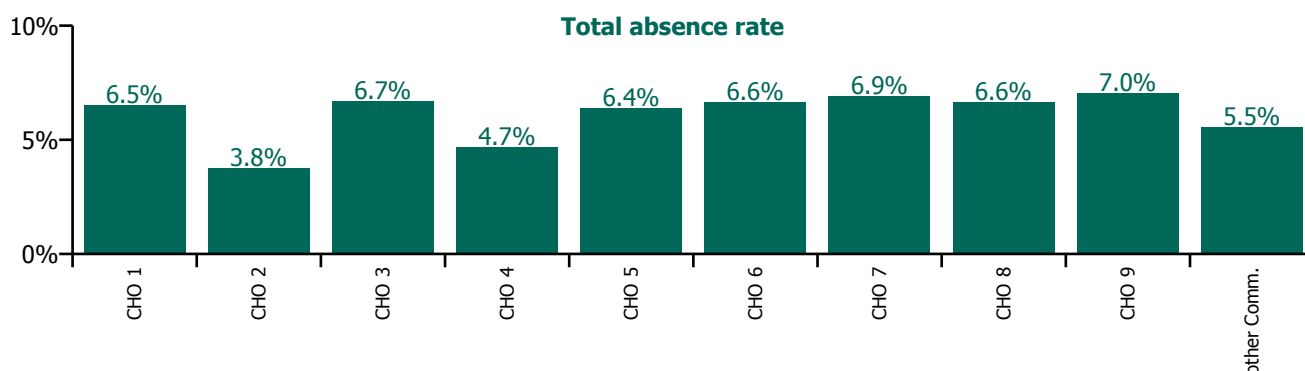


January 2023

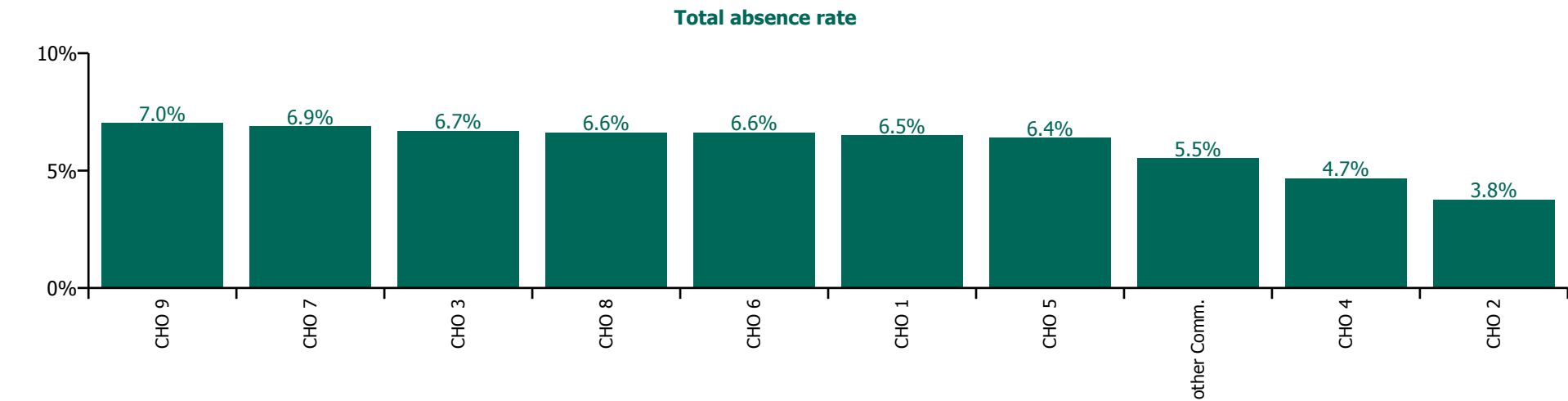
Health Service Absence Rate - by Staff Category: Jan 2023	Certified absence	Self-certified absence	Non Covid-19 absence	Covid-19 absence	Total absence rate	% Non Covid-19 absence	% Covid-19 absence
Primary Care	4.9%	0.4%	5.4%	0.8%	6.2%	87.0%	13.0%
Medical & Dental	2.4%	0.3%	2.7%	0.6%	3.3%	82.9%	17.1%
Nursing & Midwifery	5.6%	0.4%	6.0%	1.0%	7.0%	86.0%	14.0%
Health & Social Care Professionals	3.8%	0.5%	4.3%	0.8%	5.1%	84.9%	15.1%
Management & Administrative	4.9%	0.5%	5.4%	0.6%	5.9%	90.1%	9.9%
General Support	6.8%	0.4%	7.2%	1.2%	8.4%	85.4%	14.6%
Patient & Client Care	7.0%	0.5%	7.5%	0.9%	8.5%	89.1%	10.9%

Health Service Absence Rate - Care Group by CHO: Jan 2023	Certified absence	Self-certified absence	Non Covid-19 absence	Covid-19 absence	Total absence rate	% Non Covid-19 absence	% Covid-19 absence
Primary Care	4.9%	0.4%	5.4%	0.8%	6.2%	87.0%	13.0%
CHO 1	5.2%	0.4%	5.7%	0.8%	6.5%	87.5%	12.5%
CHO 2	3.2%	0.3%	3.4%	0.3%	3.8%	90.7%	9.3%
CHO 3	5.5%	0.6%	6.1%	0.6%	6.7%	90.5%	9.5%
CHO 4	3.3%	0.4%	3.7%	1.0%	4.7%	78.3%	21.7%
CHO 5	5.1%	0.5%	5.6%	0.8%	6.4%	87.9%	12.1%
CHO 6	5.7%	0.4%	6.1%	0.5%	6.6%	92.0%	8.0%
CHO 7	5.1%	0.5%	5.6%	1.3%	6.9%	81.7%	18.3%
CHO 8	5.6%	0.3%	6.0%	0.7%	6.6%	90.1%	9.9%
CHO 9	5.7%	0.4%	6.1%	0.9%	7.0%	86.8%	13.2%
Other Community Services	4.5%	0.3%	4.8%	0.7%	5.5%	87.8%	12.2%

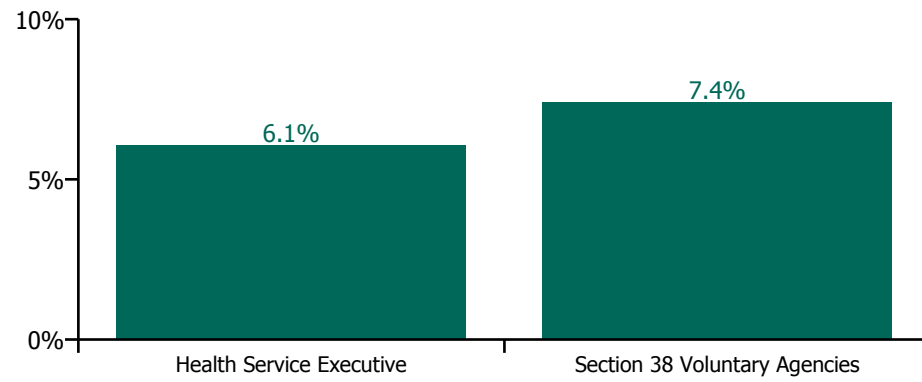


January 2023

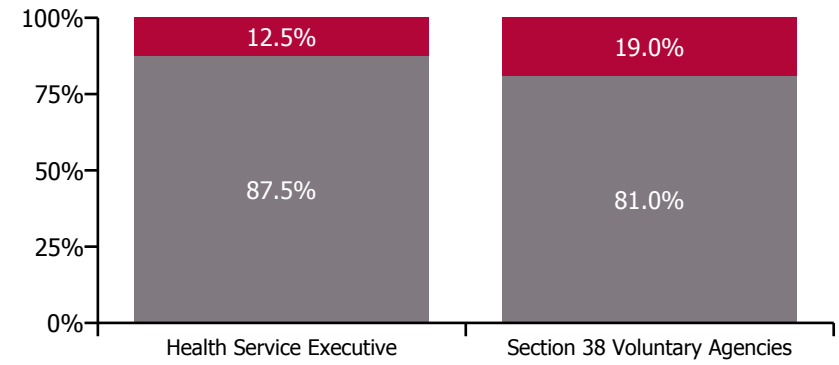
Health Service Absence Rate - by Hospital Group & Staff Category: Jan 2023	Medical & Dental	Nursing & Midwifery	Health & Social Care Professionals	Management & Administrative	General Support	Patient & Client Care	Certified absence	Self-certified absence	Non Covid-19 absence	Covid-19 absence	Total absence rate
Primary Care	3.3%	7.0%	5.1%	5.9%	8.4%	8.5%	4.9%	0.4%	5.4%	0.8%	6.2%
CHO 1	3.2%	6.6%	5.4%	6.6%	9.2%	9.0%	5.2%	0.4%	5.7%	0.8%	6.5%
CHO 2	5.1%	5.0%	2.5%	3.8%	0.2%	4.8%	3.2%	0.3%	3.4%	0.3%	3.8%
CHO 3	1.7%	7.7%	7.1%	8.1%	0.2%	6.1%	5.5%	0.6%	6.1%	0.6%	6.7%
CHO 4	2.9%	4.0%	5.5%	5.0%	3.9%	8.1%	3.3%	0.4%	3.7%	1.0%	4.7%
CHO 5	4.5%	8.7%	5.3%	6.5%	0.0%	4.8%	5.1%	0.5%	5.6%	0.8%	6.4%
CHO 6	6.7%	9.0%	6.7%	6.2%	1.7%	3.2%	5.7%	0.4%	6.1%	0.5%	6.6%
CHO 7	3.0%	7.2%	4.8%	4.9%	14.2%	9.8%	5.1%	0.5%	5.6%	1.3%	6.9%
CHO 8	1.3%	9.0%	4.9%	5.8%	8.3%	11.6%	5.6%	0.3%	6.0%	0.7%	6.6%
CHO 9	3.4%	6.7%	5.4%	7.6%	14.7%	12.4%	5.7%	0.4%	6.1%	0.9%	7.0%
Other Community Services	1.6%	9.7%	6.0%	3.0%	31.8%	9.7%	4.5%	0.3%	4.8%	0.7%	5.5%



Total absence rate



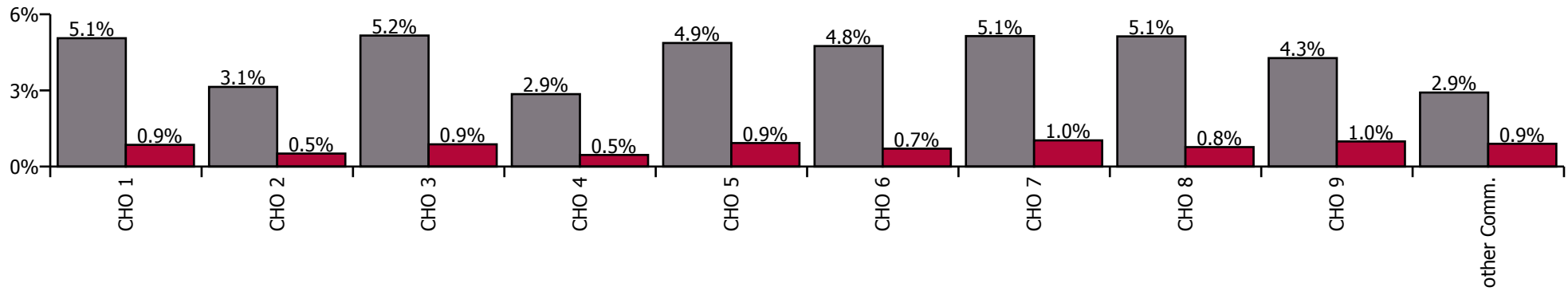
Non Covid-19 & Covid-19 Absence



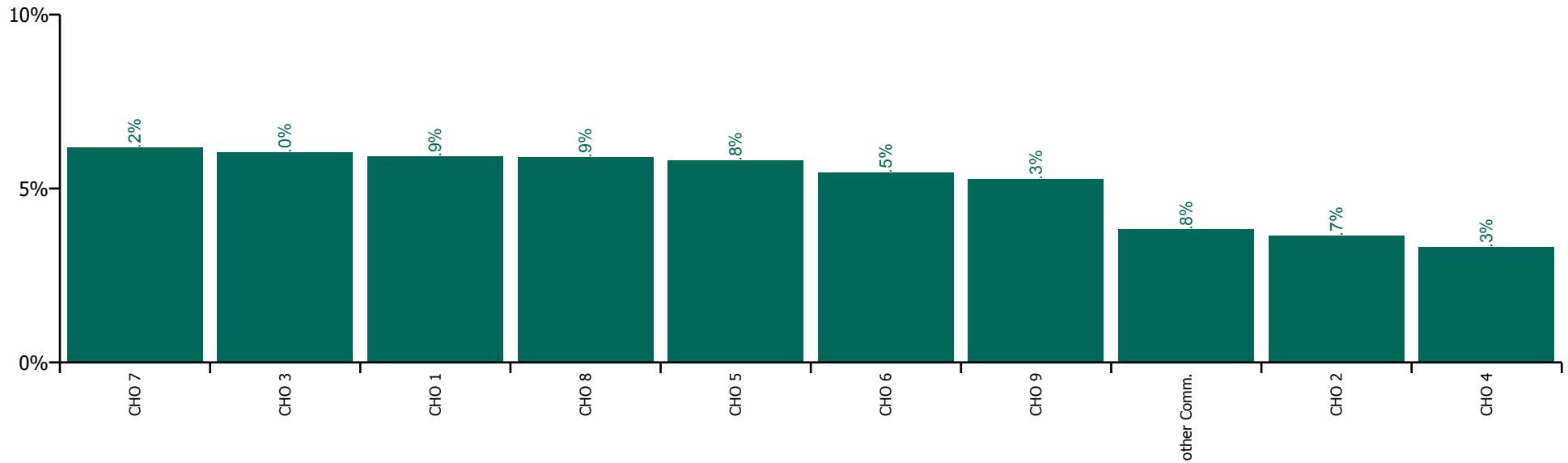
January 2023

Health Service Absence Rate by Hospital: Jan 2023	Medical & Dental	Nursing & Midwifery	Health & Social Care Professionals	Management & Administrative	General Support	Patient & Client Care	Certified absence	Self-certified absence	Non Covid-19 absence	Covid-19 absence	Total absence rate
Primary Care	3.4%	6.1%	4.4%	5.1%	5.6%	6.8%	4.2%	0.3%	4.5%	0.8%	5.3%
Health Service Executive	2.7%	7.6%	5.2%	5.6%	6.3%	6.0%	4.8%	0.3%	5.1%	0.9%	5.9%
CHO 1	2.7%	7.6%	5.2%	5.6%	6.3%	6.0%	4.8%	0.3%	5.1%	0.9%	5.9%
Health Service Executive	2.3%	4.7%	3.7%	3.6%	1.0%	3.0%	3.0%	0.1%	3.1%	0.5%	3.7%
CHO 2	2.3%	4.7%	3.7%	3.6%	1.0%	3.0%	3.0%	0.1%	3.1%	0.5%	3.7%
Health Service Executive	4.3%	6.8%	5.7%	6.3%	4.4%	6.2%	4.8%	0.3%	5.2%	0.9%	6.0%
CHO 3	4.3%	6.8%	5.7%	6.3%	4.4%	6.2%	4.8%	0.3%	5.2%	0.9%	6.0%
Health Service Executive	2.9%	3.3%	2.8%	3.1%	1.8%	5.8%	2.5%	0.3%	2.8%	0.5%	3.3%
Section 38 Voluntary Agencies	1.2%	3.7%	2.0%	2.0%	3.9%	6.1%	2.5%	0.5%	3.0%	0.4%	3.3%
CHO 4	2.6%	3.3%	2.8%	3.0%	3.4%	5.9%	2.5%	0.3%	2.9%	0.5%	3.3%
Health Service Executive	4.7%	6.8%	5.4%	5.2%	3.5%	7.1%	4.5%	0.3%	4.9%	0.9%	5.8%
CHO 5	4.7%	6.8%	5.4%	5.2%	3.5%	7.1%	4.5%	0.3%	4.9%	0.9%	5.8%
Health Service Executive	5.3%	6.5%	4.5%	5.5%	4.5%	6.3%	4.5%	0.4%	4.9%	0.7%	5.6%
Section 38 Voluntary Agencies	3.8%	14.7%	3.6%	3.8%	5.5%	1.3%	3.7%	0.3%	4.0%	0.5%	4.5%
CHO 6	5.0%	6.9%	4.5%	5.3%	5.0%	4.8%	4.4%	0.4%	4.8%	0.7%	5.5%
Health Service Executive	4.4%	6.4%	4.6%	6.5%	11.0%	8.5%	4.8%	0.4%	5.3%	1.0%	6.3%
Section 38 Voluntary Agencies	1.5%	5.8%	4.5%	3.6%	7.2%	7.8%	4.5%	0.4%	4.9%	1.1%	5.9%
CHO 7	3.9%	6.2%	4.6%	6.0%	8.5%	8.3%	4.7%	0.4%	5.1%	1.0%	6.2%
Health Service Executive	2.4%	7.9%	4.7%	5.4%	6.7%	7.2%	4.8%	0.3%	5.1%	0.8%	5.9%
CHO 8	2.4%	7.9%	4.7%	5.4%	6.7%	7.2%	4.8%	0.3%	5.1%	0.8%	5.9%
Health Service Executive	3.7%	5.7%	4.1%	5.6%	6.1%	8.2%	3.9%	0.3%	4.3%	1.0%	5.3%
CHO 9	3.7%	5.7%	4.1%	5.6%	6.1%	8.2%	3.9%	0.3%	4.3%	1.0%	5.3%
Other Community Services	3.2%	3.1%	4.8%	2.1%	9.8%	8.7%	2.6%	0.3%	2.9%	0.9%	3.8%

Non Covid-19 / Covid-19 absence rates



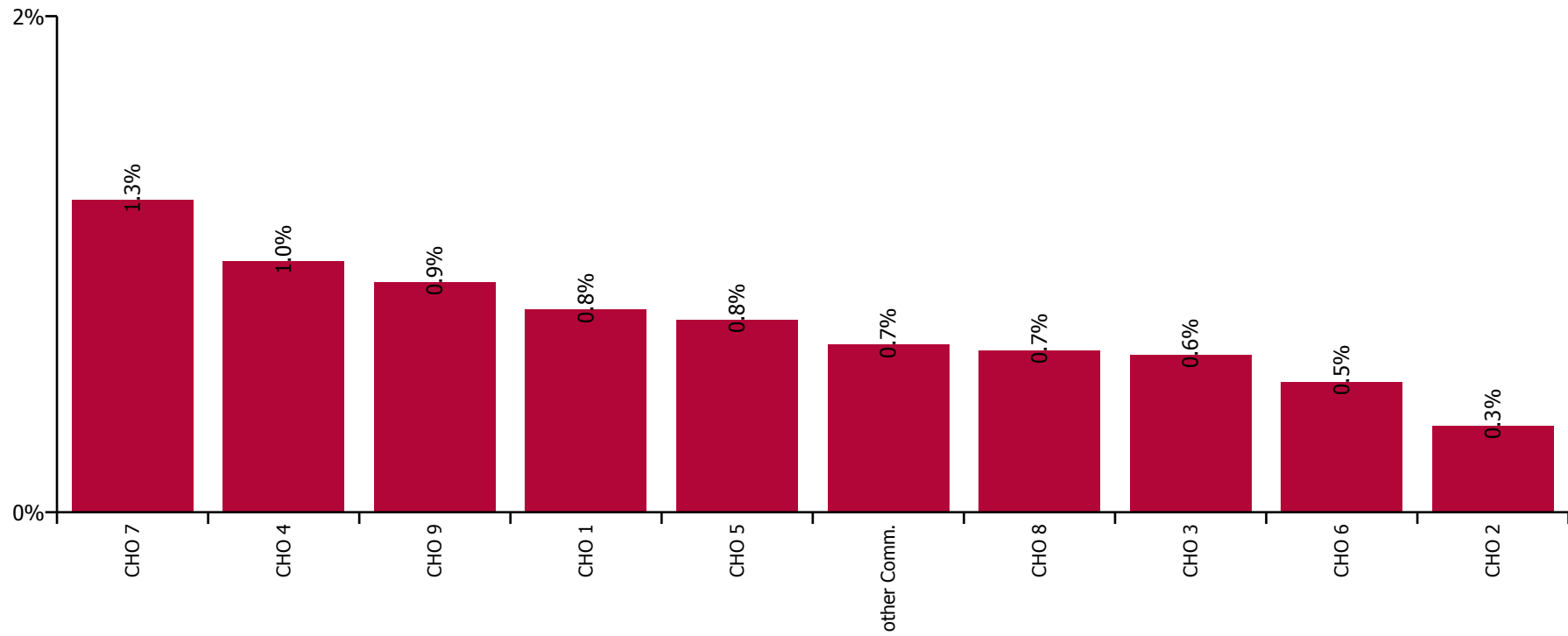
Total absence rate



January 2023

Health Service Covid-19 Absence Rate - by Staff Category & Hospital: Jan 2023	Medical & Dental	Nursing & Midwifery	Health & Social Care Professionals	Management & Administrative	General Support	Patient & Client Care	Covid-19 absence	Non Covid-19 absence	Total absence rate
Primary Care	0.6%	1.0%	0.8%	5.9%	1.2%	0.9%	0.8%	5.4%	6.2%
Health Service Executive	0.4%	1.2%	1.3%	6.6%	0.6%	0.2%	0.8%	5.7%	6.5%
CHO 1	0.4%	1.2%	1.3%	6.6%	0.6%	0.2%	0.8%	5.7%	6.5%
Health Service Executive	0.0%	0.5%	0.2%	3.8%	0.0%	0.4%	0.3%	3.4%	3.8%
CHO 2	0.0%	0.5%	0.2%	3.8%	0.0%	0.4%	0.3%	3.4%	3.8%
Health Service Executive	0.0%	0.4%	0.9%	8.1%	0.0%	1.1%	0.6%	6.1%	6.7%
CHO 3	0.0%	0.4%	0.9%	8.1%	0.0%	1.1%	0.6%	6.1%	6.7%
Health Service Executive	0.9%	1.0%	1.5%	5.7%	0.0%	1.2%	1.2%	3.8%	5.0%
Section 38 Voluntary Agencies	0.0%	0.0%	0.0%	0.2%	0.0%	0.0%	0.0%	2.5%	2.5%
CHO 4	0.7%	0.9%	1.5%	5.0%	0.0%	0.8%	1.0%	3.7%	4.7%
Health Service Executive	1.2%	0.7%	0.9%	6.5%	0.0%	0.9%	0.8%	5.6%	6.4%
CHO 5	1.2%	0.7%	0.9%	6.5%	0.0%	0.9%	0.8%	5.6%	6.4%
Health Service Executive	0.0%	1.2%	0.3%	6.0%	0.0%	0.7%	0.5%	6.2%	6.7%
Section 38 Voluntary Agencies	0.0%	3.1%	0.0%	7.8%	0.0%	0.0%	0.7%	5.7%	6.4%
CHO 6	0.0%	1.5%	0.3%	6.2%	0.0%	0.5%	0.5%	6.1%	6.6%
Health Service Executive	0.4%	0.9%	0.7%	5.4%	6.1%	1.6%	1.0%	5.1%	6.1%
Section 38 Voluntary Agencies	0.0%	2.3%	2.0%	2.8%	1.7%	2.5%	1.9%	6.9%	8.8%
CHO 7	0.3%	1.3%	0.9%	4.9%	3.3%	1.9%	1.3%	5.6%	6.9%
Health Service Executive	0.3%	1.0%	0.5%	5.8%	1.2%	0.3%	0.7%	6.0%	6.6%
CHO 8	0.3%	1.0%	0.5%	5.8%	1.2%	0.3%	0.7%	6.0%	6.6%
Health Service Executive	1.6%	1.1%	0.7%	7.6%	0.7%	0.8%	0.9%	6.1%	7.0%
CHO 9	1.6%	1.1%	0.7%	7.6%	0.7%	0.8%	0.9%	6.1%	7.0%
Other Community Services	1.4%	0.0%	1.0%	3.0%	0.0%	0.8%	0.7%	4.8%	5.5%

Covid-19 absence rate



January 2023

Health Service Absence Rate - by Staff Category: Jan 2023	Certified absence	Self- certified absence	Non Covid-19 absence	Covid-19 absence	Total absence rate	% Non Covid-19 absence	% Covid-19 absence
HSE Primary Care CHO 1	5.2%	0.4%	5.7%	0.8%	6.5%	87.5%	12.5%
Medical & Dental	2.6%	0.3%	2.8%	0.4%	3.2%	88.5%	11.5%
Nursing & Midwifery	5.1%	0.2%	5.4%	1.2%	6.6%	81.2%	18.8%
Health & Social Care Professionals	3.6%	0.5%	4.0%	1.3%	5.4%	74.9%	25.1%
Management & Administrative	5.6%	0.6%	6.2%	0.4%	6.6%	94.5%	5.5%
General Support	7.9%	0.7%	8.6%	0.6%	9.2%	93.3%	6.7%
Patient & Client Care	8.4%	0.4%	8.8%	0.2%	9.0%	98.1%	1.9%

January 2023

Health Service Absence Rate - by Staff Category: Jan 2023	Certified absence	Self- certified absence	Non Covid-19 absence	Covid-19 absence	Total absence rate	% Non Covid-19 absence	% Covid-19 absence
HSE Primary Care CHO 2	3.2%	0.3%	3.4%	0.3%	3.8%	90.7%	9.3%
Medical & Dental	4.8%	0.4%	5.1%	0.0%	5.1%	100.0%	0.0%
Nursing & Midwifery	4.3%	0.2%	4.5%	0.5%	5.0%	90.0%	10.0%
Health & Social Care Professionals	2.1%	0.3%	2.4%	0.2%	2.5%	93.9%	6.1%
Management & Administrative	3.1%	0.2%	3.3%	0.5%	3.8%	86.4%	13.6%
General Support	0.0%	0.2%	0.2%	0.0%	0.2%	100.0%	0.0%
Patient & Client Care	4.2%	0.2%	4.4%	0.4%	4.8%	92.0%	8.0%

January 2023

Health Service Absence Rate - by Staff Category: Jan 2023	Certified absence	Self- certified absence	Non Covid-19 absence	Covid-19 absence	Total absence rate	% Non Covid-19 absence	% Covid-19 absence
HSE Primary Care CHO 3	5.5%	0.6%	6.1%	0.6%	6.7%	90.5%	9.5%
Medical & Dental	1.3%	0.4%	1.7%	0.0%	1.7%	100.0%	0.0%
Nursing & Midwifery	7.0%	0.3%	7.3%	0.4%	7.7%	94.6%	5.4%
Health & Social Care Professionals	5.3%	0.9%	6.2%	0.9%	7.1%	87.0%	13.0%
Management & Administrative	6.9%	0.4%	7.3%	0.8%	8.1%	90.6%	9.4%
General Support	0.0%	0.2%	0.2%	0.0%	0.2%	100.0%	0.0%
Patient & Client Care	4.1%	0.9%	5.0%	1.1%	6.1%	82.4%	17.6%

January 2023

Health Service Absence Rate - by Staff Category: Jan 2023	Certified absence	Self- certified absence	Non Covid-19 absence	Covid-19 absence	Total absence rate	% Non Covid-19 absence	% Covid-19 absence
HSE Primary Care CHO 4	3.3%	0.4%	3.7%	1.0%	4.7%	78.3%	21.7%
Medical & Dental	2.0%	0.3%	2.2%	0.7%	2.9%	77.3%	22.7%
Nursing & Midwifery	2.7%	0.4%	3.1%	0.9%	4.0%	76.4%	23.6%
Health & Social Care Professionals	3.8%	0.2%	4.0%	1.5%	5.5%	72.9%	27.1%
Management & Administrative	3.3%	0.4%	3.7%	1.3%	5.0%	74.1%	25.9%
General Support	3.9%	0.0%	3.9%	0.0%	3.9%	100.0%	0.0%
Patient & Client Care	6.4%	0.9%	7.3%	0.8%	8.1%	90.2%	9.8%

January 2023

Health Service Absence Rate - by Staff Category: Jan 2023	Certified absence	Self-certified absence	Non Covid-19 absence	Covid-19 absence	Total absence rate	% Non Covid-19 absence	% Covid-19 absence
HSE Primary Care CHO 5	5.1%	0.5%	5.6%	0.8%	6.4%	87.9%	12.1%
Medical & Dental	3.0%	0.4%	3.4%	1.2%	4.5%	73.8%	26.2%
Nursing & Midwifery	7.2%	0.8%	8.0%	0.7%	8.7%	91.9%	8.1%
Health & Social Care Professionals	4.1%	0.3%	4.4%	0.9%	5.3%	83.0%	17.0%
Management & Administrative	5.4%	0.5%	6.0%	0.6%	6.5%	91.0%	9.0%
General Support	0.0%	0.0%	0.0%	0.0%	0.0%		#DIV/0
Patient & Client Care	3.4%	0.5%	3.9%	0.9%	4.8%	81.6%	18.4%

January 2023

Health Service Absence Rate - by Staff Category: Jan 2023	Certified absence	Self-certified absence	Non Covid-19 absence	Covid-19 absence	Total absence rate	% Non Covid-19 absence	% Covid-19 absence
HSE Primary Care CHO 6	5.7%	0.4%	6.1%	0.5%	6.6%	92.0%	8.0%
Medical & Dental	6.4%	0.3%	6.7%	0.0%	6.7%	100.0%	0.0%
Nursing & Midwifery	7.2%	0.3%	7.5%	1.5%	9.0%	83.4%	16.6%
Health & Social Care Professionals	5.9%	0.6%	6.4%	0.3%	6.7%	95.3%	4.7%
Management & Administrative	5.6%	0.5%	6.1%	0.1%	6.2%	98.3%	1.7%
General Support	1.5%	0.2%	1.7%	0.0%	1.7%	100.0%	0.0%
Patient & Client Care	2.3%	0.4%	2.7%	0.5%	3.2%	85.2%	14.8%

January 2023

Health Service Absence Rate - by Staff Category: Jan 2023	Certified absence	Self-certified absence	Non Covid-19 absence	Covid-19 absence	Total absence rate	% Non Covid-19 absence	% Covid-19 absence
HSE Primary Care CHO 7	5.1%	0.5%	5.6%	1.3%	6.9%	81.7%	18.3%
Medical & Dental	2.3%	0.3%	2.6%	0.3%	3.0%	89.5%	10.5%
Nursing & Midwifery	5.3%	0.7%	5.9%	1.3%	7.2%	81.8%	18.2%
Health & Social Care Professionals	3.5%	0.4%	3.9%	0.9%	4.8%	81.3%	18.7%
Management & Administrative	3.8%	0.6%	4.4%	0.5%	4.9%	89.2%	10.8%
General Support	10.6%	0.3%	10.9%	3.3%	14.2%	76.8%	23.2%
Patient & Client Care	7.3%	0.5%	7.8%	1.9%	9.8%	80.0%	20.0%

January 2023

Health Service Absence Rate - by Staff Category: Jan 2023	Certified absence	Self-certified absence	Non Covid-19 absence	Covid-19 absence	Total absence rate	% Non Covid-19 absence	% Covid-19 absence
HSE Primary Care CHO 8	5.6%	0.3%	6.0%	0.7%	6.6%	90.1%	9.9%
Medical & Dental	0.8%	0.1%	0.9%	0.3%	1.3%	74.0%	26.0%
Nursing & Midwifery	7.8%	0.3%	8.0%	1.0%	9.0%	89.3%	10.7%
Health & Social Care Professionals	3.9%	0.5%	4.4%	0.5%	4.9%	89.5%	10.5%
Management & Administrative	4.9%	0.3%	5.2%	0.6%	5.8%	89.3%	10.7%
General Support	6.5%	0.5%	7.0%	1.2%	8.3%	84.9%	15.1%
Patient & Client Care	10.8%	0.5%	11.2%	0.3%	11.6%	97.0%	3.0%

January 2023

Health Service Absence Rate - by Staff Category: Jan 2023	Certified absence	Self- certified absence	Non Covid-19 absence	Covid-19 absence	Total absence rate	% Non Covid-19 absence	% Covid-19 absence
HSE Primary Care CHO 9	5.7%	0.4%	6.1%	0.9%	7.0%	86.8%	13.2%
Medical & Dental	1.5%	0.4%	1.9%	1.6%	3.4%	54.6%	45.4%
Nursing & Midwifery	5.3%	0.3%	5.6%	1.1%	6.7%	83.4%	16.6%
Health & Social Care Professionals	4.1%	0.6%	4.7%	0.7%	5.4%	86.8%	13.2%
Management & Administrative	6.4%	0.4%	6.8%	0.8%	7.6%	89.4%	10.6%
General Support	13.3%	0.7%	14.0%	0.7%	14.7%	95.5%	4.5%
Patient & Client Care	11.2%	0.5%	11.6%	0.8%	12.4%	93.9%	6.1%

January 2023

Health Service Absence Rate - by Staff Category: Jan 2023	Certified absence	Self- certified absence	Non Covid-19 absence	Covid-19 absence	Total absence rate	% Non Covid-19 absence	% Covid-19 absence
HSE Primary Care Other Community Services	4.5%	0.3%	4.8%	0.7%	5.5%	87.8%	12.2%
Medical & Dental	0.3%	0.0%	0.3%	1.4%	1.6%	17.9%	82.1%
Nursing & Midwifery	9.2%	0.5%	9.7%	0.0%	9.7%	100.0%	0.0%
Health & Social Care Professionals	4.4%	0.5%	5.0%	1.0%	6.0%	82.7%	17.3%
Management & Administrative	2.3%	0.3%	2.6%	0.4%	3.0%	85.9%	14.1%
General Support	31.8%	0.0%	31.8%	0.0%	31.8%	100.0%	0.0%
Patient & Client Care	8.5%	0.4%	8.8%	0.8%	9.7%	91.4%	8.6%

January 2023

Cork Dental Hospital absence by Staff Category	Certified absence	Self-certified absence	Non Covid-19 absence	Covid-19 absence	Total absence rate	% Non Covid-19 absence	% Covid-19 absence
Cork Dental Hospital (CHO 4)	2.1%	0.4%	2.5%	0.0%	2.5%	100.0%	0.0%
Medical & Dental	0.0%	0.2%	0.2%	0.0%	0.2%	100.0%	0.0%
Nursing & Midwifery	0.0%	1.3%	1.3%	0.0%	1.3%	100.0%	0.0%
Health & Social Care Professionals	0.0%	0.0%	0.0%	0.0%	0.0%		#DIV/0
Management & Administrative	0.0%	0.2%	0.2%	0.0%	0.2%	100.0%	0.0%
General Support	4.3%	0.0%	4.3%	0.0%	4.3%	100.0%	0.0%
Patient & Client Care	5.0%	0.7%	5.8%	0.0%	5.8%	100.0%	0.0%

January 2023

Dublin Dental Hospital absence by Staff Category	Certified absence	Self-certified absence	Non Covid-19 absence	Covid-19 absence	Total absence rate	% Non Covid-19 absence	% Covid-19 absence
Dublin Dental Hospital (CHO 6)	4.6%	0.0%	4.6%	0.0%	4.6%	100.0%	0.0%
Medical & Dental	0.0%	0.0%	0.0%	0.0%	0.0%		
Nursing & Midwifery	32.7%	0.0%	32.7%	0.0%	32.7%	100.0%	0.0%
Health & Social Care Professionals	0.0%	0.0%	0.0%	0.0%	0.0%		#DIV/0
Management & Administrative	7.7%	0.0%	7.7%	0.0%	7.7%	100.0%	0.0%
General Support	1.9%	0.0%	1.9%	0.0%	1.9%	100.0%	0.0%
Patient & Client Care	0.0%	0.0%	0.0%	0.0%	0.0%		#DIV/0

January 2023

Our Lady's Hospice & Care, Dublin absence by Staff Category	Certified absence	Self-certified absence	Non Covid-19 absence	Covid-19 absence	Total absence rate	% Non Covid-19 absence	% Covid-19 absence
Our Lady's Hospice & Care, Dublin (CHO 7)	6.4%	0.5%	6.9%	1.9%	8.8%	78.3%	21.7%
Medical & Dental	6.0%	1.4%	7.4%	0.0%	7.4%	100.0%	0.0%
Nursing & Midwifery	6.1%	0.5%	6.6%	2.3%	8.9%	74.2%	25.8%
Health & Social Care Professionals	6.0%	0.2%	6.2%	2.0%	8.2%	76.1%	23.9%
Management & Administrative	2.3%	0.2%	2.5%	0.3%	2.8%	90.0%	10.0%
General Support	9.2%	0.5%	9.8%	1.7%	11.5%	85.1%	14.9%
Patient & Client Care	7.1%	0.6%	7.7%	2.5%	10.2%	75.2%	24.8%

January 2023

Our Lady's Hospice & Care, Wicklow absence by Staff Category	Certified absence	Self-certified absence	Non Covid-19 absence	Covid-19 absence	Total absence rate	% Non Covid-19 absence	% Covid-19 absence
Our Lady's Hospice & Care, Wicklow (CHO 6)	7.8%	0.0%	7.8%	2.2%	10.1%	77.9%	22.1%
Medical & Dental	12.6%	0.0%	12.6%	0.0%	12.6%	100.0%	0.0%
Nursing & Midwifery	9.1%	0.0%	9.1%	3.7%	12.8%	70.9%	29.1%
Health & Social Care Professionals	7.5%	0.0%	7.5%	0.0%	7.5%	100.0%	0.0%
Management & Administrative	9.5%	0.0%	9.5%	0.0%	9.5%	100.0%	0.0%
General Support							
Patient & Client Care	0.0%	0.0%	0.0%	0.0%	0.0%		#DIV/0

Primary Care

Year/ month	Medical & Dental	Nursing & Midwifery	Health & Social Care Professionals	Management & Administrative	General Support	Patient & Client Care	Certified absence	Self-certified absence	Non Covid-19 absence	Covid-19 absence	Total absence rate
2023	3.3%	7.0%	5.1%	5.9%	8.4%	8.5%	4.9%	0.4%	5.4%	0.8%	6.2%
Jan 2023	3.3%	7.0%	5.1%	5.9%	8.4%	8.5%	4.9%	0.4%	5.4%	0.8%	6.2%
2022	4.0%	7.6%	5.6%	5.9%	7.7%	8.0%	4.2%	0.4%	4.6%	1.9%	6.5%
Dec 2022	4.2%	7.2%	5.6%	6.8%	8.1%	8.4%	5.0%	0.5%	5.5%	1.1%	6.7%
Nov 2022	3.7%	6.1%	4.6%	5.3%	6.7%	7.1%	4.4%	0.4%	4.8%	0.7%	5.5%
Oct 2022	3.7%	6.4%	4.9%	5.5%	7.7%	6.7%	4.5%	0.5%	4.9%	0.7%	5.7%
Sep 2022	3.4%	6.1%	4.6%	4.3%	6.7%	6.2%	4.2%	0.3%	4.5%	0.6%	5.1%
Aug 2022	3.8%	6.6%	4.6%	5.3%	7.2%	6.7%	4.6%	0.3%	4.9%	0.7%	5.6%
Jul 2022	4.1%	7.7%	5.9%	6.3%	8.3%	8.7%	4.5%	0.3%	4.8%	2.0%	6.8%
Jun 2022	4.1%	6.9%	5.6%	5.5%	8.6%	6.6%	3.9%	0.3%	4.2%	1.8%	6.1%
May 2022	2.8%	6.2%	4.2%	4.3%	6.1%	6.6%	3.9%	0.3%	4.2%	0.9%	5.1%
Apr 2022	3.7%	7.9%	5.9%	5.6%	7.9%	7.7%	4.2%	0.3%	4.5%	2.0%	6.5%
Mar 2022	5.1%	11.3%	8.5%	8.4%	9.1%	10.4%	4.4%	0.4%	4.8%	4.4%	9.2%
Feb 2022	4.0%	8.7%	6.1%	5.4%	6.3%	8.6%	3.9%	0.4%	4.2%	2.6%	6.8%
Jan 2022	5.4%	9.8%	7.2%	7.3%	9.2%	10.3%	3.7%	0.3%	4.0%	4.3%	8.3%
2021	3.5%	6.0%	4.2%	4.4%	5.0%	6.4%	3.8%	0.3%	4.0%	1.0%	5.0%
Dec 2021	4.2%	8.3%	5.8%	5.9%	5.9%	8.7%	4.4%	0.3%	4.7%	2.1%	6.8%
Nov 2021	4.8%	8.0%	5.8%	5.9%	6.4%	8.6%	4.6%	0.4%	5.0%	1.7%	6.7%
Oct 2021	4.1%	6.6%	5.3%	4.9%	5.7%	7.3%	4.4%	0.4%	4.8%	1.0%	5.8%
Sep 2021	4.0%	6.2%	4.6%	4.2%	4.7%	6.5%	4.1%	0.3%	4.4%	0.7%	5.2%
Aug 2021	3.6%	5.8%	4.0%	3.8%	3.9%	6.3%	3.9%	0.2%	4.1%	0.6%	4.7%
Jul 2021	2.8%	4.8%	3.7%	3.8%	4.0%	5.9%	3.7%	0.2%	3.9%	0.4%	4.3%
Jun 2021	2.8%	5.1%	3.3%	3.7%	4.3%	4.8%	3.5%	0.2%	3.7%	0.4%	4.1%
May 2021	2.9%	4.5%	2.9%	3.3%	4.0%	5.0%	3.2%	0.2%	3.4%	0.4%	3.8%
Apr 2021	2.8%	4.2%	2.8%	3.3%	3.6%	4.7%	3.0%	0.2%	3.2%	0.4%	3.6%
Mar 2021	3.3%	4.3%	3.2%	3.3%	3.7%	4.4%	3.0%	0.2%	3.2%	0.5%	3.7%
Feb 2021	3.3%	5.8%	3.8%	4.0%	5.1%	5.9%	3.4%	0.3%	3.6%	1.1%	4.7%
Jan 2021	3.4%	8.5%	5.3%	6.1%	8.9%	8.5%	3.8%	0.1%	3.9%	2.9%	6.8%
2020	3.5%	6.3%	4.6%	5.0%	5.3%	7.0%	4.2%	0.2%	4.4%	1.0%	5.4%
Dec 2020	3.1%	5.7%	4.5%	4.1%	5.3%	5.7%	3.7%	0.2%	3.9%	1.0%	4.8%
Nov 2020	3.4%	5.7%	3.5%	4.0%	4.8%	5.6%	3.7%	0.2%	3.9%	0.7%	4.5%
Oct 2020	3.8%	6.6%	4.0%	5.0%	5.2%	7.6%	4.0%	0.2%	4.2%	1.1%	5.4%

Sep 2020	3.2%	6.0%	4.5%	4.7%	5.2%	7.6%	4.2%	0.2%	4.4%	0.8%	5.2%
Aug 2020	3.2%	5.5%	4.2%	4.4%	4.4%	7.8%	4.3%	0.2%	4.5%	0.4%	4.9%
Jul 2020	2.6%	5.3%	4.1%	3.7%	4.1%	6.3%	3.9%	0.2%	4.1%	0.3%	4.4%
Jun 2020	2.6%	5.2%	3.3%	3.8%	5.0%	5.5%	3.6%	0.1%	3.8%	0.5%	4.2%
May 2020	2.5%	6.6%	3.8%	4.5%	4.8%	5.7%	3.7%	0.1%	3.8%	1.1%	4.9%
Apr 2020	5.2%	10.1%	7.0%	7.0%	5.8%	9.7%	4.6%	0.1%	4.7%	3.3%	7.9%
Mar 2020	6.0%	8.9%	7.6%	7.2%	7.7%	9.9%	5.1%	0.3%	5.4%	2.7%	8.0%
Feb 2020	3.3%	5.1%	4.1%	5.3%	5.8%	6.5%	4.5%	0.4%	4.9%		4.9%
Jan 2020	3.5%	5.1%	4.6%	6.1%	5.1%	7.0%	4.9%	0.4%	5.3%		5.3%

Primary Care

Year/ month	CHO 1	CHO 2	CHO 3	CHO 4	CHO 5	CHO 6	CHO 7	CHO 8	CHO 9	other Comm.	Community Services absence rate	Certified absence	Self-certified absence	Non Covid-19 absence	Covid-19 absence	Total absence rate
2023	6.5%	3.8%	6.7%	4.7%	6.4%	6.6%	6.9%	6.6%	7.0%	5.5%	6.2%	4.9%	0.4%	5.4%	0.8%	6.2%
Jan 2023	6.5%	3.8%	6.7%	4.7%	6.4%	6.6%	6.9%	6.6%	7.0%	5.5%	6.2%	4.9%	0.4%	5.4%	0.8%	6.18%
2022	6.5%	3.8%	7.8%	4.7%	7.6%	6.7%	7.5%	6.9%	6.9%	4.7%	6.5%	4.2%	0.4%	4.6%	1.9%	6.5%
Dec 2022	7.3%	3.2%	7.1%	3.6%	7.8%	7.8%	8.1%	7.3%	8.1%	6.1%	6.7%	5.0%	0.5%	5.5%	1.1%	6.65%
Nov 2022	5.9%	1.9%	7.2%	4.2%	5.9%	5.9%	6.2%	6.3%	6.2%	5.7%	5.5%	4.4%	0.4%	4.8%	0.7%	5.47%
Oct 2022	5.7%	3.2%	7.6%	3.9%	6.1%	6.1%	6.4%	6.1%	6.5%	3.8%	5.7%	4.5%	0.5%	4.9%	0.7%	5.67%
Sep 2022	5.8%	2.3%	6.1%	3.4%	5.9%	5.3%	5.7%	5.7%	6.0%	3.2%	5.1%	4.2%	0.3%	4.5%	0.6%	5.11%
Aug 2022	6.1%	2.7%	7.3%	3.2%	7.0%	6.4%	6.5%	6.0%	6.1%	2.6%	5.6%	4.6%	0.3%	4.9%	0.7%	5.62%
Jul 2022	6.4%	4.3%	8.7%	5.3%	8.2%	7.7%	7.7%	6.6%	7.2%	4.2%	6.8%	4.5%	0.3%	4.8%	2.0%	6.78%
Jun 2022	5.7%	3.7%	7.7%	3.2%	7.8%	6.6%	7.2%	6.5%	6.8%	7.1%	6.1%	3.9%	0.3%	4.2%	1.8%	6.07%
May 2022	4.3%	3.2%	5.9%	3.9%	6.0%	6.0%	6.0%	5.5%	5.1%	4.0%	5.1%	3.9%	0.3%	4.2%	0.9%	5.08%
Apr 2022	5.9%	4.2%	7.9%	6.4%	7.9%	6.8%	7.6%	7.0%	5.6%	6.0%	6.5%	4.2%	0.3%	4.5%	2.0%	6.54%
Mar 2022	9.3%	6.5%	9.7%	7.6%	11.3%	9.1%	10.4%	9.8%	9.2%	4.6%	9.2%	4.4%	0.4%	4.8%	4.4%	9.20%
Feb 2022	7.2%	4.1%	7.3%	5.6%	7.6%	6.2%	8.7%	7.0%	7.1%	3.6%	6.8%	3.9%	0.4%	4.2%	2.6%	6.81%
Jan 2022	8.3%	6.4%	11.4%	6.5%	9.8%	6.6%	8.8%	8.7%	8.6%	5.6%	8.3%	3.7%	0.3%	4.0%	4.3%	8.35%
2021	5.8%	2.8%	5.6%	3.0%	6.1%	4.6%	6.1%	5.8%	5.3%	2.9%	5.0%	3.8%	0.3%	4.0%	1.0%	5.0%
Dec 2021	7.0%	3.9%	8.5%	3.6%	9.4%	6.3%	8.2%	7.6%	7.2%	3.4%	6.8%	4.4%	0.3%	4.7%	2.1%	6.80%
Nov 2021	7.4%	3.5%	7.7%	4.4%	8.1%	6.3%	8.6%	7.4%	7.2%	3.2%	6.7%	4.6%	0.4%	5.0%	1.7%	6.74%
Oct 2021	7.6%	3.0%	6.5%	3.6%	5.8%	5.2%	7.0%	7.0%	5.8%	3.5%	5.8%	4.4%	0.4%	4.8%	1.0%	5.76%
Sep 2021	6.6%	2.7%	6.4%	3.1%	5.5%	5.3%	6.3%	6.2%	5.1%	2.5%	5.2%	4.1%	0.3%	4.4%	0.7%	5.15%
Aug 2021	5.7%	2.5%	5.6%	2.5%	5.4%	4.6%	5.6%	5.2%	5.6%	1.3%	4.7%	3.9%	0.2%	4.1%	0.6%	4.70%
Jul 2021	4.7%	2.1%	5.1%	2.4%	4.8%	3.8%	5.4%	5.2%	5.4%	2.2%	4.3%	3.7%	0.2%	3.9%	0.4%	4.28%
Jun 2021	5.1%	2.2%	4.8%	2.7%	5.5%	3.6%	4.6%	4.3%	4.2%	2.2%	4.1%	3.5%	0.2%	3.7%	0.4%	4.09%
May 2021	4.3%	1.8%	4.5%	2.3%	4.9%	3.2%	4.7%	4.0%	3.4%	2.4%	3.8%	3.2%	0.2%	3.4%	0.4%	3.77%
Apr 2021	4.4%	2.1%	3.8%	1.7%	4.6%	3.2%	4.4%	4.3%	3.6%	1.9%	3.6%	3.0%	0.2%	3.2%	0.4%	3.62%
Mar 2021	4.3%	2.3%	3.1%	2.3%	5.0%	2.9%	4.5%	4.1%	4.0%	2.7%	3.7%	3.0%	0.2%	3.2%	0.5%	3.71%
Feb 2021	4.8%	3.3%	4.1%	3.5%	5.7%	3.9%	5.9%	5.6%	4.7%	3.0%	4.7%	3.4%	0.3%	3.6%	1.1%	4.71%
Jan 2021	7.9%	5.1%	6.2%	3.6%	7.6%	6.3%	8.0%	8.4%	6.8%	6.7%	6.8%	3.8%	0.1%	3.9%	2.9%	6.81%
2020	5.6%	4.2%	5.6%	3.1%	5.2%	5.5%	7.1%	6.0%	5.3%	3.8%	5.4%	4.2%	0.2%	4.4%	1.0%	5.4%
Dec 2020	5.1%	3.9%	5.1%	2.1%	5.1%	3.9%	6.8%	5.5%	5.2%	4.1%	4.8%	3.7%	0.2%	3.9%	1.0%	4.82%
Nov 2020	4.7%	3.9%	4.3%	2.8%	4.7%	3.9%	6.1%	4.6%	4.5%	4.2%	4.5%	3.7%	0.2%	3.9%	0.7%	4.53%
Oct 2020	6.4%	4.7%	4.1%	2.7%	5.4%	4.7%	7.5%	6.1%	4.7%	6.5%	5.4%	4.0%	0.2%	4.2%	1.1%	5.36%
Sep 2020	6.0%	3.5%	4.5%	3.0%	4.8%	4.7%	7.6%	5.7%	4.9%	3.3%	5.2%	4.2%	0.2%	4.4%	0.8%	5.21%
Aug 2020	5.1%	3.8%	5.5%	2.6%	5.1%	4.2%	6.9%	5.4%	4.9%	2.6%	4.9%	4.3%	0.2%	4.5%	0.4%	4.90%
Jul 2020	4.5%	3.3%	4.3%	2.3%	5.4%	4.7%	6.5%	4.8%	4.2%	1.8%	4.4%	3.9%	0.2%	4.1%	0.3%	4.42%
Jun 2020	4.5%	3.0%	4.1%	2.6%	4.3%	3.8%	6.1%	4.8%	3.7%	2.0%	4.2%	3.6%	0.1%	3.8%	0.5%	4.22%
May 2020	5.1%	3.5%	5.1%	3.3%	4.6%	5.6%	6.1%	5.5%	4.8%	1.5%	4.9%	3.7%	0.1%	3.8%	1.1%	4.88%
Apr 2020	7.7%	6.7%	8.2%	5.5%	7.5%	8.3%	9.6%	8.9%	8.3%	4.8%	7.9%	4.6%	0.1%	4.7%	3.3%	7.92%
Mar 2020	8.5%	6.8%	9.3%	3.4%	6.6%	11.3%	9.9%	8.5%	9.2%	7.5%	8.0%	5.1%	0.3%	5.4%	2.7%	8.02%
Feb 2020	4.8%	3.1%	5.7%	3.7%	4.8%	5.7%	5.8%	5.6%	5.1%	4.9%	4.9%	4.5%	0.4%	4.9%		4.90%
Jan 2020	5.1%	4.0%	6.7%	3.4%	4.6%	6.9%	5.9%	6.7%	5.7%	2.7%	5.3%	4.9%	0.4%	5.3%		5.28%

