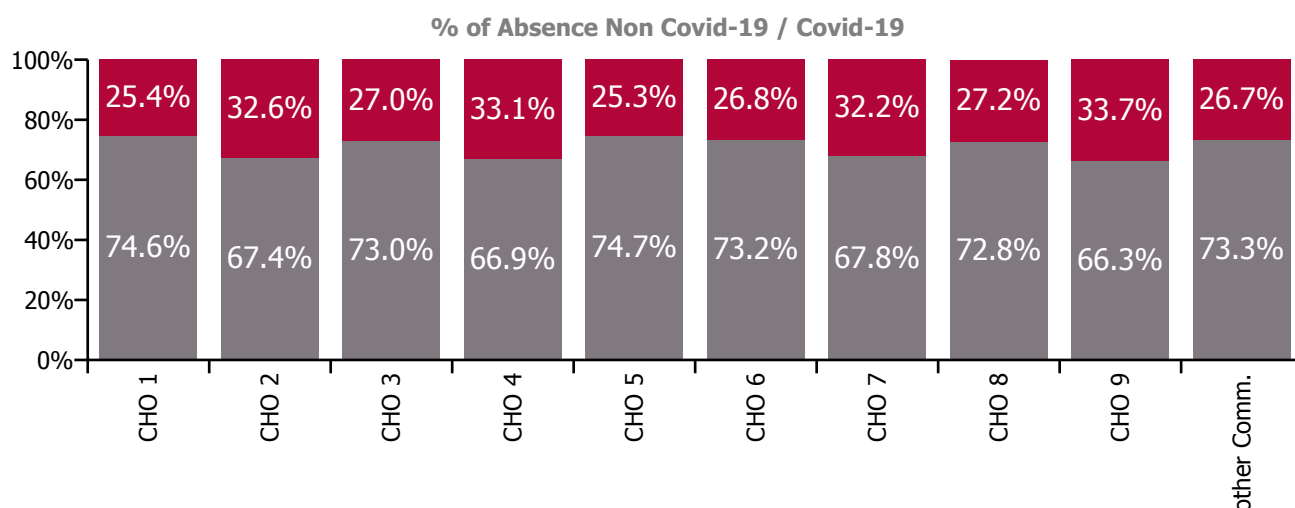
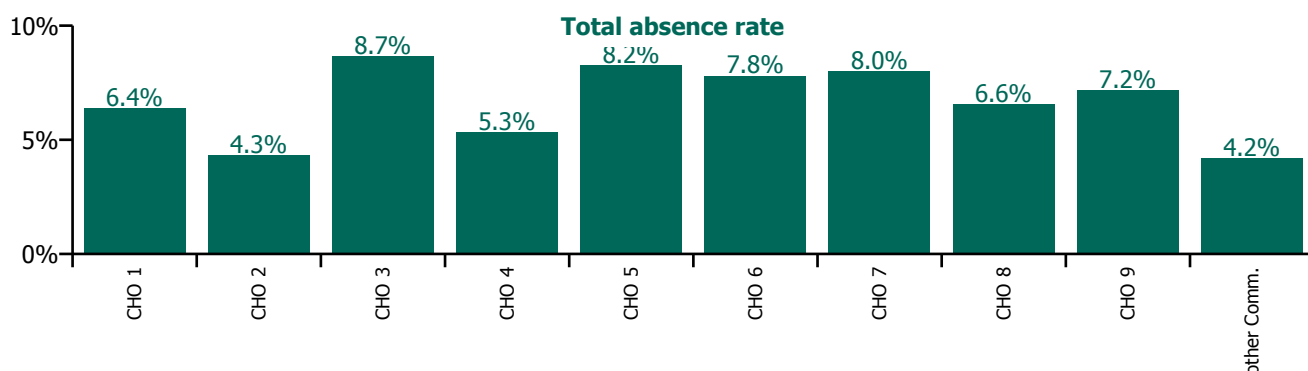


July 2022

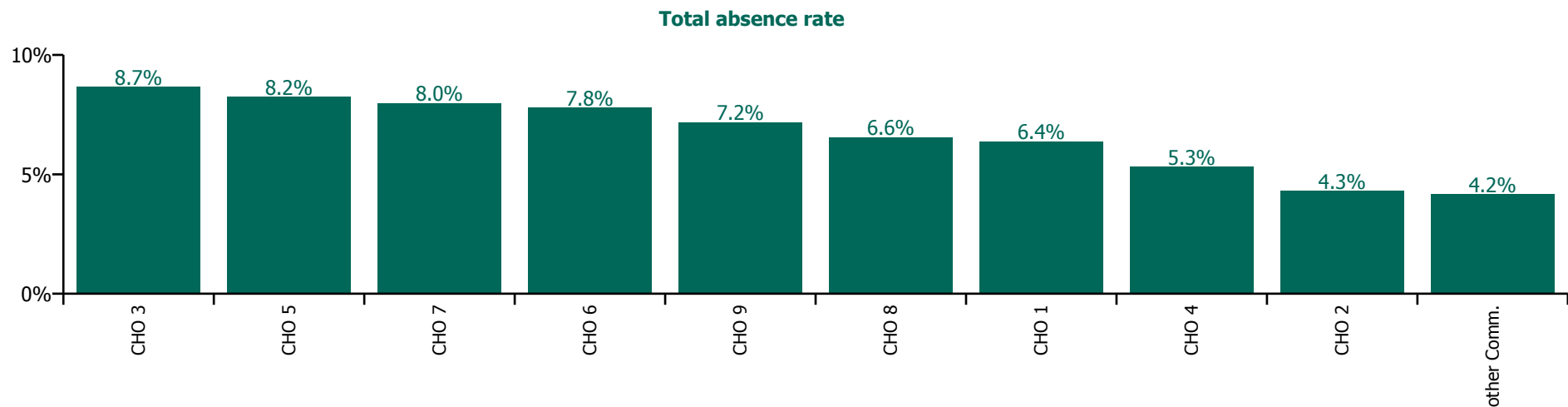
Health Service Absence Rate - by Staff Category: Jul 2022	Certified absence	Self-certified absence	Non Covid-19 absence	Covid-19 absence	Total absence rate	% Non Covid-19 absence	% Covid-19 absence
Primary Care	4.5%	0.3%	4.8%	2.0%	6.8%	70.8%	29.2%
Medical & Dental	2.9%	0.2%	3.1%	1.1%	4.2%	73.8%	26.2%
Nursing & Midwifery	5.1%	0.2%	5.4%	2.2%	7.5%	71.4%	28.6%
Health & Social Care Professionals	3.6%	0.3%	3.9%	2.0%	5.9%	65.8%	34.2%
Management & Administrative	4.4%	0.3%	4.6%	1.7%	6.4%	72.8%	27.2%
General Support	6.5%	0.2%	6.8%	1.7%	8.5%	79.6%	20.4%
Patient & Client Care	5.6%	0.6%	6.1%	2.7%	8.9%	69.3%	30.7%

Health Service Absence Rate - Care Group by CHO: Jul 2022	Certified absence	Self-certified absence	Non Covid-19 absence	Covid-19 absence	Total absence rate	% Non Covid-19 absence	% Covid-19 absence
Primary Care	4.5%	0.3%	4.8%	2.0%	6.8%	70.8%	29.2%
CHO 1	4.5%	0.2%	4.8%	1.6%	6.4%	74.6%	25.4%
CHO 2	2.8%	0.1%	2.9%	1.4%	4.3%	67.4%	32.6%
CHO 3	6.0%	0.3%	6.3%	2.3%	8.7%	73.0%	27.0%
CHO 4	3.0%	0.6%	3.6%	1.8%	5.3%	66.9%	33.1%
CHO 5	5.9%	0.3%	6.2%	2.1%	8.2%	74.7%	25.3%
CHO 6	5.4%	0.3%	5.7%	2.1%	7.8%	73.2%	26.8%
CHO 7	5.0%	0.4%	5.4%	2.6%	8.0%	67.8%	32.2%
CHO 8	4.6%	0.2%	4.8%	1.8%	6.6%	72.8%	27.2%
CHO 9	4.4%	0.4%	4.8%	2.4%	7.2%	66.3%	33.7%
Other Community Services	3.0%	0.1%	3.1%	1.1%	4.2%	73.3%	26.7%

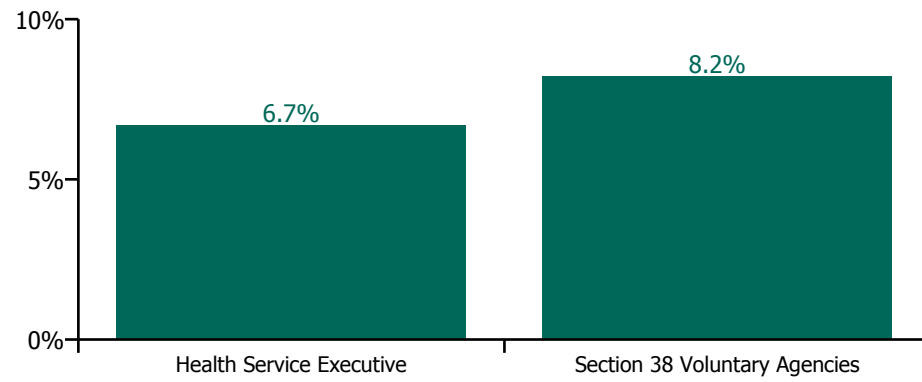


July 2022

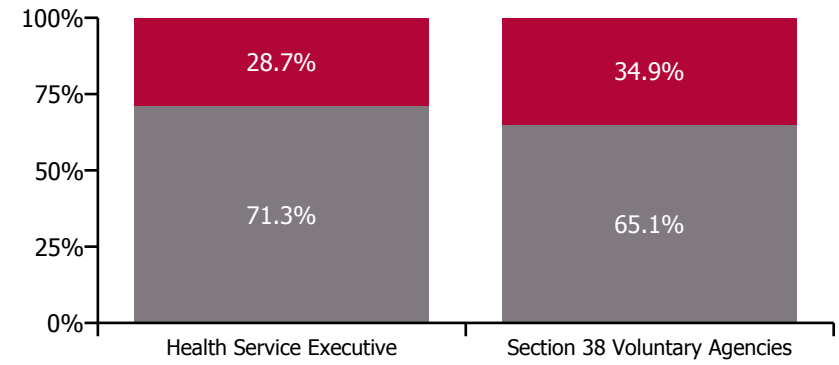
Health Service Absence Rate - by Hospital Group & Staff Category: Jul 2022	Medical & Dental	Nursing & Midwifery	Health & Social Care Professionals	Management & Administrative	General Support	Patient & Client Care	Certified absence	Self-certified absence	Non Covid-19 absence	Covid-19 absence	Total absence rate
Primary Care	4.2%	7.5%	5.9%	6.4%	8.5%	8.9%	4.5%	0.3%	4.8%	2.0%	6.8%
CHO 1	1.4%	7.3%	7.1%	5.2%	10.8%	6.1%	4.5%	0.2%	4.8%	1.6%	6.4%
CHO 2	0.1%	3.4%	4.6%	5.8%	0.8%	6.5%	2.8%	0.1%	2.9%	1.4%	4.3%
CHO 3	3.7%	11.1%	10.2%	7.5%	6.0%	8.9%	6.0%	0.3%	6.3%	2.3%	8.7%
CHO 4	4.9%	4.1%	3.2%	3.9%	1.4%	11.6%	3.0%	0.6%	3.6%	1.8%	5.3%
CHO 5	8.7%	8.6%	8.1%	8.3%	8.9%	6.7%	5.9%	0.3%	6.2%	2.1%	8.2%
CHO 6	6.8%	9.2%	7.9%	8.3%	3.8%	4.1%	5.4%	0.3%	5.7%	2.1%	7.8%
CHO 7	3.9%	8.2%	4.8%	8.1%	11.4%	11.4%	5.0%	0.4%	5.4%	2.6%	8.0%
CHO 8	3.7%	9.3%	4.0%	5.5%	9.7%	8.8%	4.6%	0.2%	4.8%	1.8%	6.6%
CHO 9	4.6%	7.6%	5.9%	7.1%	12.0%	10.3%	4.4%	0.4%	4.8%	2.4%	7.2%
Other Community Services	1.2%	4.7%	4.4%	3.5%	43.0%	4.0%	3.0%	0.1%	3.1%	1.1%	4.2%



Total absence rate



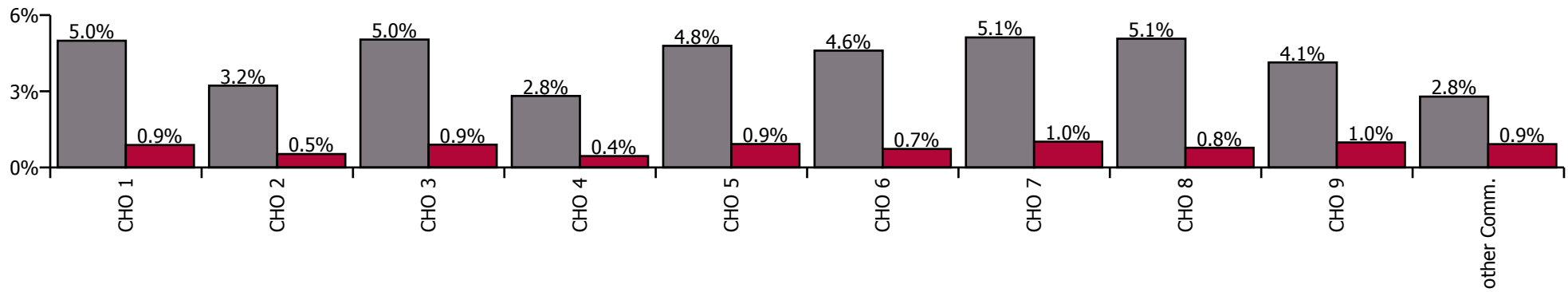
Non Covid-19 & Covid-19 Absence



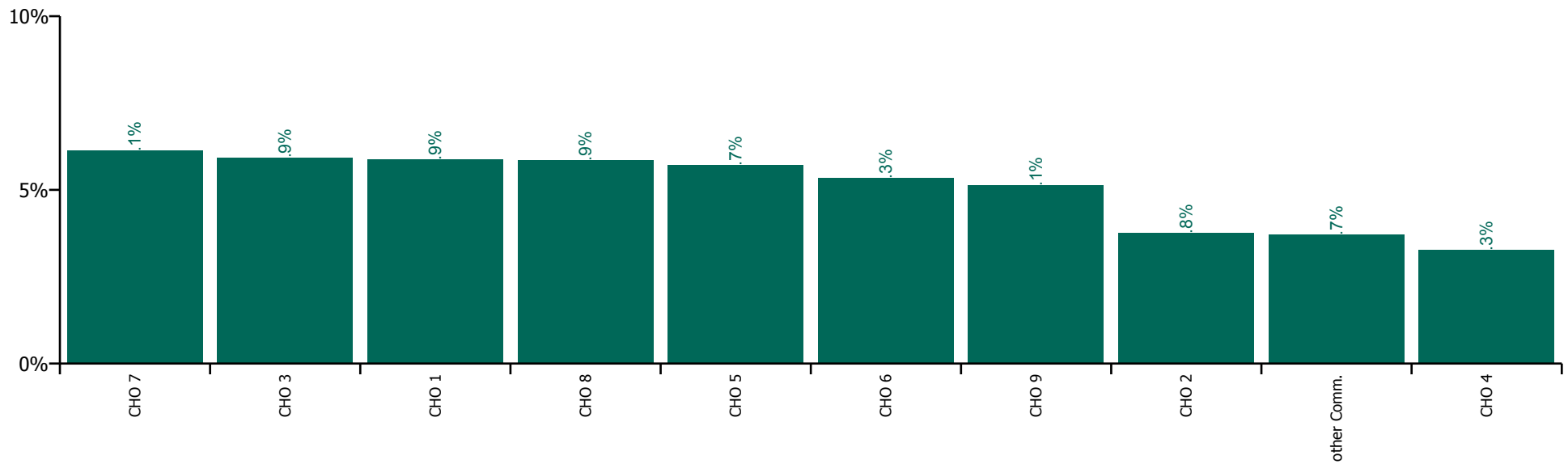
July 2022

Health Service Absence Rate by Hospital: Jul 2022	Medical & Dental	Nursing & Midwifery	Health & Social Care Professionals	Management & Administrative	General Support	Patient & Client Care	Certified absence	Self-certified absence	Non Covid-19 absence	Covid-19 absence	Total absence rate
Primary Care	3.3%	6.1%	4.4%	5.0%	5.4%	6.7%	4.1%	0.3%	4.4%	0.8%	5.2%
Health Service Executive	2.7%	7.7%	5.2%	5.6%	6.0%	5.7%	4.7%	0.3%	5.0%	0.9%	5.9%
CHO 1	2.7%	7.7%	5.2%	5.6%	6.0%	5.7%	4.7%	0.3%	5.0%	0.9%	5.9%
Health Service Executive	2.5%	4.8%	3.8%	3.7%	1.0%	3.1%	3.1%	0.1%	3.2%	0.5%	3.8%
CHO 2	2.5%	4.8%	3.8%	3.7%	1.0%	3.1%	3.1%	0.1%	3.2%	0.5%	3.8%
Health Service Executive	4.4%	6.5%	5.7%	6.2%	4.4%	6.2%	4.7%	0.3%	5.0%	0.9%	5.9%
CHO 3	4.4%	6.5%	5.7%	6.2%	4.4%	6.2%	4.7%	0.3%	5.0%	0.9%	5.9%
Health Service Executive	2.7%	3.2%	2.7%	3.1%	1.9%	5.8%	2.5%	0.3%	2.8%	0.5%	3.3%
Section 38 Voluntary Agencies	1.2%	3.8%	2.2%	2.1%	3.9%	6.2%	2.5%	0.5%	3.0%	0.4%	3.4%
CHO 4	2.5%	3.3%	2.7%	3.0%	3.5%	5.9%	2.5%	0.3%	2.8%	0.4%	3.3%
Health Service Executive	4.4%	6.7%	5.3%	5.2%	3.3%	7.0%	4.5%	0.3%	4.8%	0.9%	5.7%
CHO 5	4.4%	6.7%	5.3%	5.2%	3.3%	7.0%	4.5%	0.3%	4.8%	0.9%	5.7%
Health Service Executive	5.1%	6.4%	4.4%	5.4%	4.6%	6.4%	4.4%	0.3%	4.8%	0.8%	5.5%
Section 38 Voluntary Agencies	4.0%	13.6%	2.8%	2.6%	5.5%	1.5%	3.1%	0.4%	3.5%	0.4%	3.9%
CHO 6	4.9%	6.7%	4.4%	5.0%	5.1%	5.0%	4.3%	0.3%	4.6%	0.7%	5.3%
Health Service Executive	4.5%	6.5%	4.6%	6.4%	10.3%	8.5%	4.9%	0.4%	5.3%	1.0%	6.3%
Section 38 Voluntary Agencies	1.0%	5.6%	4.3%	3.6%	7.1%	7.7%	4.4%	0.4%	4.8%	1.0%	5.8%
CHO 7	3.9%	6.2%	4.5%	6.0%	8.2%	8.2%	4.7%	0.4%	5.1%	1.0%	6.1%
Health Service Executive	2.5%	7.7%	4.7%	5.4%	6.5%	7.1%	4.8%	0.3%	5.1%	0.8%	5.9%
CHO 8	2.5%	7.7%	4.7%	5.4%	6.5%	7.1%	4.8%	0.3%	5.1%	0.8%	5.9%
Health Service Executive	3.6%	5.5%	4.0%	5.4%	5.8%	8.2%	3.8%	0.3%	4.1%	1.0%	5.1%
CHO 9	3.6%	5.5%	4.0%	5.4%	5.8%	8.2%	3.8%	0.3%	4.1%	1.0%	5.1%
Other Community Services	3.6%	2.6%	4.9%	2.0%	6.8%	8.5%	2.5%	0.3%	2.8%	0.9%	3.7%

Non Covid-19 / Covid-19 absence rates



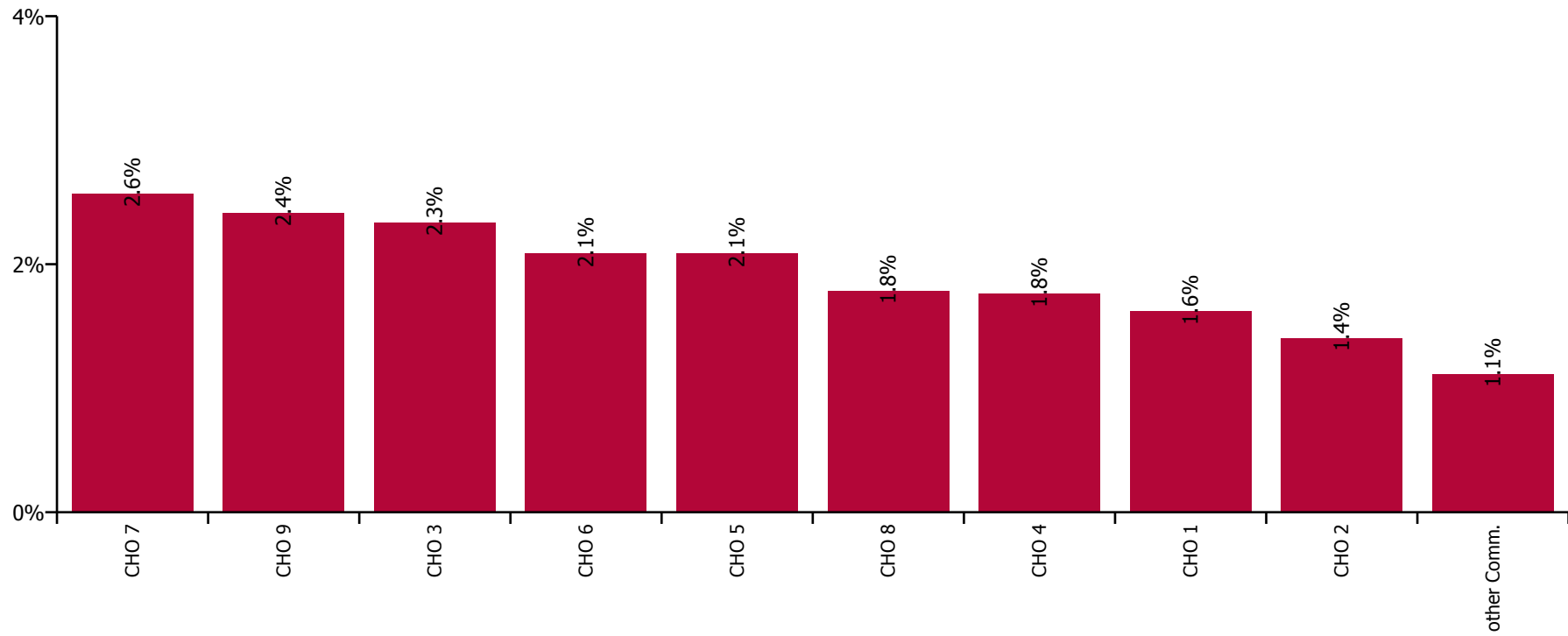
Total absence rate



July 2022

Health Service Covid-19 Absence Rate - by Staff Category & Hospital: Jul 2022	Medical & Dental	Nursing & Midwifery	Health & Social Care Professionals	Management & Administrative	General Support	Patient & Client Care	Covid-19 absence	Non Covid-19 absence	Total absence rate
Primary Care	1.1%	2.2%	2.0%	6.4%	1.7%	2.7%	2.0%	4.8%	6.8%
Health Service Executive	0.6%	2.0%	1.6%	5.2%	1.6%	1.7%	1.6%	4.8%	6.4%
CHO 1	0.6%	2.0%	1.6%	5.2%	1.6%	1.7%	1.6%	4.8%	6.4%
Health Service Executive	0.0%	1.7%	1.3%	5.8%	0.7%	0.8%	1.4%	2.9%	4.3%
CHO 2	0.0%	1.7%	1.3%	5.8%	0.7%	0.8%	1.4%	2.9%	4.3%
Health Service Executive	0.6%	2.5%	3.9%	7.5%	0.8%	2.3%	2.3%	6.3%	8.7%
CHO 3	0.6%	2.5%	3.9%	7.5%	0.8%	2.3%	2.3%	6.3%	8.7%
Health Service Executive	1.4%	1.5%	1.7%	3.5%	0.0%	3.3%	1.8%	3.7%	5.5%
Section 38 Voluntary Agencies	0.0%	0.0%	0.0%	6.9%	1.5%	2.4%	1.3%	2.4%	3.7%
CHO 4	1.2%	1.5%	1.7%	3.9%	1.4%	3.1%	1.8%	3.6%	5.3%
Health Service Executive	2.6%	1.4%	2.9%	8.3%	0.7%	2.5%	2.1%	6.2%	8.2%
CHO 5	2.6%	1.4%	2.9%	8.3%	0.7%	2.5%	2.1%	6.2%	8.2%
Health Service Executive	0.8%	1.6%	2.6%	8.4%	0.0%	2.1%	2.0%	5.8%	7.8%
Section 38 Voluntary Agencies	0.0%	4.3%	3.1%	0.0%		0.0%	2.8%	4.2%	7.0%
CHO 6	0.8%	1.9%	2.6%	8.3%	0.0%	2.0%	2.1%	5.7%	7.8%
Health Service Executive	1.4%	2.6%	1.4%	9.7%	5.2%	3.5%	2.3%	5.1%	7.4%
Section 38 Voluntary Agencies	1.4%	3.9%	3.7%	2.2%	1.4%	5.1%	3.2%	6.1%	9.4%
CHO 7	1.4%	3.0%	1.8%	8.1%	2.7%	4.1%	2.6%	5.4%	8.0%
Health Service Executive	0.6%	1.8%	1.8%	5.5%	1.1%	3.4%	1.8%	4.8%	6.6%
CHO 8	0.6%	1.8%	1.8%	5.5%	1.1%	3.4%	1.8%	4.8%	6.6%
Health Service Executive	1.9%	3.3%	2.1%	7.1%	3.5%	2.5%	2.4%	4.8%	7.2%
CHO 9	1.9%	3.3%	2.1%	7.1%	3.5%	2.5%	2.4%	4.8%	7.2%
Other Community Services	0.0%	0.8%	2.3%	3.5%	16.8%	0.4%	1.1%	3.1%	4.2%

Covid-19 absence rate



July 2022

Health Service Absence Rate - by Staff Category: Jul 2022	Certified absence	Self- certified absence	Non Covid-19 absence	Covid-19 absence	Total absence rate	% Non Covid-19 absence	% Covid-19 absence
HSE Primary Care CHO 1	4.5%	0.2%	4.8%	1.6%	6.4%	74.6%	25.4%
Medical & Dental	0.7%	0.2%	0.8%	0.6%	1.4%	60.3%	39.7%
Nursing & Midwifery	5.1%	0.2%	5.3%	2.0%	7.3%	72.1%	27.9%
Health & Social Care Professionals	5.2%	0.2%	5.5%	1.6%	7.1%	77.3%	22.7%
Management & Administrative	3.5%	0.3%	3.7%	1.5%	5.2%	71.8%	28.2%
General Support	8.8%	0.4%	9.2%	1.6%	10.8%	85.3%	14.7%
Patient & Client Care	4.1%	0.3%	4.4%	1.7%	6.1%	72.2%	27.8%

July 2022

Health Service Absence Rate - by Staff Category: Jul 2022	Certified absence	Self- certified absence	Non Covid-19 absence	Covid-19 absence	Total absence rate	% Non Covid-19 absence	% Covid-19 absence
HSE Primary Care CHO 2	2.8%	0.1%	2.9%	1.4%	4.3%	67.4%	32.6%
Medical & Dental	0.0%	0.1%	0.1%	0.0%	0.1%	100.0%	0.0%
Nursing & Midwifery	1.6%	0.1%	1.7%	1.7%	3.4%	49.8%	50.2%
Health & Social Care Professionals	3.2%	0.1%	3.3%	1.3%	4.6%	71.8%	28.2%
Management & Administrative	3.8%	0.1%	3.9%	1.9%	5.8%	67.3%	32.7%
General Support	0.1%	0.0%	0.1%	0.7%	0.8%	11.0%	89.0%
Patient & Client Care	5.7%	0.1%	5.7%	0.8%	6.5%	87.7%	12.3%

July 2022

Health Service Absence Rate - by Staff Category: Jul 2022	Certified absence	Self- certified absence	Non Covid-19 absence	Covid-19 absence	Total absence rate	% Non Covid-19 absence	% Covid-19 absence
HSE Primary Care CHO 3	6.0%	0.3%	6.3%	2.3%	8.7%	73.0%	27.0%
Medical & Dental	3.1%	0.1%	3.2%	0.6%	3.7%	84.1%	15.9%
Nursing & Midwifery	8.4%	0.2%	8.6%	2.5%	11.1%	77.8%	22.2%
Health & Social Care Professionals	6.1%	0.2%	6.3%	3.9%	10.2%	62.1%	37.9%
Management & Administrative	5.0%	0.4%	5.4%	2.1%	7.5%	72.3%	27.7%
General Support	5.0%	0.2%	5.2%	0.8%	6.0%	86.3%	13.7%
Patient & Client Care	6.1%	0.5%	6.6%	2.3%	8.9%	74.0%	26.0%

July 2022

Health Service Absence Rate - by Staff Category: Jul 2022	Certified absence	Self- certified absence	Non Covid-19 absence	Covid-19 absence	Total absence rate	% Non Covid-19 absence	% Covid-19 absence
HSE Primary Care CHO 4	3.0%	0.6%	3.6%	1.8%	5.3%	66.9%	33.1%
Medical & Dental	3.4%	0.4%	3.7%	1.2%	4.9%	76.0%	24.0%
Nursing & Midwifery	2.4%	0.2%	2.6%	1.5%	4.1%	64.0%	36.0%
Health & Social Care Professionals	1.2%	0.4%	1.5%	1.7%	3.2%	48.3%	51.7%
Management & Administrative	2.1%	0.3%	2.3%	1.5%	3.9%	60.3%	39.7%
General Support	0.0%	0.0%	0.0%	1.4%	1.4%	0.0%	100.0%
Patient & Client Care	6.5%	2.0%	8.5%	3.1%	11.6%	73.0%	27.0%

July 2022

Health Service Absence Rate - by Staff Category: Jul 2022	Certified absence	Self-certified absence	Non Covid-19 absence	Covid-19 absence	Total absence rate	% Non Covid-19 absence	% Covid-19 absence
HSE Primary Care CHO 5	5.9%	0.3%	6.2%	2.1%	8.2%	74.7%	25.3%
Medical & Dental	5.8%	0.3%	6.1%	2.6%	8.7%	69.9%	30.1%
Nursing & Midwifery	7.0%	0.3%	7.3%	1.4%	8.6%	84.2%	15.8%
Health & Social Care Professionals	4.8%	0.4%	5.2%	2.9%	8.1%	64.4%	35.6%
Management & Administrative	6.2%	0.2%	6.4%	1.9%	8.3%	77.3%	22.7%
General Support	8.2%	0.0%	8.2%	0.7%	8.9%	92.4%	7.6%
Patient & Client Care	4.1%	0.1%	4.2%	2.5%	6.7%	62.3%	37.7%

July 2022

Health Service Absence Rate - by Staff Category: Jul 2022	Certified absence	Self-certified absence	Non Covid-19 absence	Covid-19 absence	Total absence rate	% Non Covid-19 absence	% Covid-19 absence
HSE Primary Care CHO 6	5.4%	0.3%	5.7%	2.1%	7.8%	73.2%	26.8%
Medical & Dental	5.5%	0.5%	6.1%	0.8%	6.8%	88.5%	11.5%
Nursing & Midwifery	6.9%	0.3%	7.2%	1.9%	9.2%	78.8%	21.2%
Health & Social Care Professionals	5.2%	0.1%	5.3%	2.6%	7.9%	67.0%	33.0%
Management & Administrative	5.5%	0.4%	5.9%	2.4%	8.3%	70.6%	29.4%
General Support	3.8%	0.0%	3.8%	0.0%	3.8%	100.0%	0.0%
Patient & Client Care	1.7%	0.5%	2.2%	2.0%	4.1%	52.6%	47.4%

July 2022

Health Service Absence Rate - by Staff Category: Jul 2022	Certified absence	Self-certified absence	Non Covid-19 absence	Covid-19 absence	Total absence rate	% Non Covid-19 absence	% Covid-19 absence
HSE Primary Care CHO 7	5.0%	0.4%	5.4%	2.6%	8.0%	67.8%	32.2%
Medical & Dental	2.3%	0.2%	2.4%	1.4%	3.9%	62.8%	37.2%
Nursing & Midwifery	4.7%	0.4%	5.2%	3.0%	8.2%	63.0%	37.0%
Health & Social Care Professionals	2.5%	0.4%	3.0%	1.8%	4.8%	62.1%	37.9%
Management & Administrative	6.5%	0.2%	6.8%	1.4%	8.1%	83.0%	17.0%
General Support	8.4%	0.3%	8.7%	2.7%	11.4%	76.7%	23.3%
Patient & Client Care	6.7%	0.6%	7.3%	4.1%	11.4%	64.0%	36.0%

July 2022

Health Service Absence Rate - by Staff Category: Jul 2022	Certified absence	Self-certified absence	Non Covid-19 absence	Covid-19 absence	Total absence rate	% Non Covid-19 absence	% Covid-19 absence
HSE Primary Care CHO 8	4.6%	0.2%	4.8%	1.8%	6.6%	72.8%	27.2%
Medical & Dental	3.0%	0.2%	3.2%	0.6%	3.7%	84.5%	15.5%
Nursing & Midwifery	7.4%	0.2%	7.6%	1.8%	9.3%	81.2%	18.8%
Health & Social Care Professionals	2.0%	0.2%	2.2%	1.8%	4.0%	55.5%	44.5%
Management & Administrative	3.7%	0.2%	3.9%	1.6%	5.5%	70.3%	29.7%
General Support	8.3%	0.2%	8.6%	1.1%	9.7%	88.3%	11.7%
Patient & Client Care	5.2%	0.3%	5.4%	3.4%	8.8%	61.2%	38.8%

July 2022

Health Service Absence Rate - by Staff Category: Jul 2022	Certified absence	Self- certified absence	Non Covid-19 absence	Covid-19 absence	Total absence rate	% Non Covid-19 absence	% Covid-19 absence
HSE Primary Care CHO 9	4.4%	0.4%	4.8%	2.4%	7.2%	66.3%	33.7%
Medical & Dental	2.4%	0.3%	2.7%	1.9%	4.6%	58.4%	41.6%
Nursing & Midwifery	4.1%	0.2%	4.3%	3.3%	7.6%	56.8%	43.2%
Health & Social Care Professionals	3.5%	0.3%	3.8%	2.1%	5.9%	64.6%	35.4%
Management & Administrative	4.7%	0.6%	5.3%	1.9%	7.1%	73.9%	26.1%
General Support	8.4%	0.2%	8.6%	3.5%	12.0%	71.3%	28.7%
Patient & Client Care	7.2%	0.6%	7.9%	2.5%	10.3%	76.1%	23.9%

July 2022

Health Service Absence Rate - by Staff Category: Jul 2022	Certified absence	Self- certified absence	Non Covid-19 absence	Covid-19 absence	Total absence rate	% Non Covid-19 absence	% Covid-19 absence
HSE Primary Care Other Community Services	3.0%	0.1%	3.1%	1.1%	4.2%	73.3%	26.7%
Medical & Dental	1.2%	0.0%	1.2%	0.0%	1.2%	100.0%	0.0%
Nursing & Midwifery	3.9%	0.0%	3.9%	0.8%	4.7%	82.0%	18.0%
Health & Social Care Professionals	2.1%	0.0%	2.1%	2.3%	4.4%	47.9%	52.1%
Management & Administrative	3.0%	0.0%	3.1%	0.4%	3.5%	87.7%	12.3%
General Support	26.2%	0.0%	26.2%	16.8%	43.0%	61.0%	39.0%
Patient & Client Care	3.2%	0.4%	3.6%	0.4%	4.0%	89.3%	10.7%

July 2022

Cork Dental Hospital absence by Staff Category	Certified absence	Self-certified absence	Non Covid-19 absence	Covid-19 absence	Total absence rate	% Non Covid-19 absence	% Covid-19 absence
Cork Dental Hospital (CHO 4)	2.0%	0.4%	2.4%	1.3%	3.7%	65.4%	34.6%
Medical & Dental	2.4%	0.0%	2.4%	0.0%	2.4%	100.0%	0.0%
Nursing & Midwifery	0.0%	0.0%	0.0%	0.0%	0.0%		#DIV/0
Health & Social Care Professionals	0.0%	0.0%	0.0%	0.0%	0.0%		#DIV/0
Management & Administrative	5.0%	0.6%	5.6%	1.3%	6.9%	80.6%	19.4%
General Support	0.0%	0.0%	0.0%	1.5%	1.5%	0.0%	100.0%
Patient & Client Care	0.9%	0.9%	1.8%	2.4%	4.3%	42.9%	57.1%

July 2022

Dublin Dental Hospital absence by Staff Category	Certified absence	Self-certified absence	Non Covid-19 absence	Covid-19 absence	Total absence rate	% Non Covid-19 absence	% Covid-19 absence
Dublin Dental Hospital (CHO 6)						#DIV/0	
Medical & Dental							
Nursing & Midwifery							
Health & Social Care Professionals							
Management & Administrative							
General Support							
Patient & Client Care							

July 2022

Our Lady's Hospice & Care, Dublin absence by Staff Category	Certified absence	Self-certified absence	Non Covid-19 absence	Covid-19 absence	Total absence rate	% Non Covid-19 absence	% Covid-19 absence
Our Lady's Hospice & Care, Dublin (CHO 7)	5.8%	0.4%	6.1%	3.2%	9.4%	65.4%	34.6%
Medical & Dental	1.4%	0.0%	1.4%	1.4%	2.8%	50.0%	50.0%
Nursing & Midwifery	6.1%	0.4%	6.5%	3.9%	10.4%	62.4%	37.6%
Health & Social Care Professionals	4.2%	0.3%	4.4%	3.7%	8.2%	54.4%	45.6%
Management & Administrative	2.0%	0.3%	2.2%	0.0%	2.2%	100.0%	0.0%
General Support	7.4%	0.5%	7.8%	1.4%	9.2%	85.2%	14.8%
Patient & Client Care	7.4%	0.3%	7.7%	5.1%	12.8%	60.4%	39.6%

July 2022

Our Lady's Hospice & Care, Wicklow absence by Staff Category	Certified absence	Self-certified absence	Non Covid-19 absence	Covid-19 absence	Total absence rate	% Non Covid-19 absence	% Covid-19 absence
Our Lady's Hospice & Care, Wicklow (CHO 6)	3.8%	0.4%	4.2%	2.8%	7.0%	60.4%	39.6%
Medical & Dental	0.0%	0.0%	0.0%	0.0%	0.0%		
Nursing & Midwifery	4.3%	0.6%	4.9%	4.3%	9.1%	53.4%	46.6%
Health & Social Care Professionals	15.3%	0.0%	15.3%	3.1%	18.3%	83.3%	16.7%
Management & Administrative	0.0%	0.0%	0.0%	0.0%	0.0%		#DIV/0
General Support							
Patient & Client Care	0.7%	0.0%	0.7%	0.0%	0.7%	100.0%	0.0%

Primary Care

Year/ month	Medical & Dental	Nursing & Midwifery	Health & Social Care Professionals	Management & Administrative	General Support	Patient & Client Care	Certified absence	Self-certified absence	Non Covid-19 absence	Covid-19 absence	Total absence rate
2022	4.2%	8.3%	6.2%	6.2%	7.9%	8.5%	4.1%	0.3%	4.4%	2.6%	7.0%
Jul 2022	4.2%	7.5%	5.9%	6.4%	8.5%	8.9%	4.5%	0.3%	4.8%	2.0%	6.8%
Jun 2022	4.1%	6.9%	5.6%	5.5%	8.5%	6.6%	3.9%	0.3%	4.2%	1.9%	6.1%
May 2022	2.8%	6.2%	4.2%	4.3%	6.1%	6.6%	3.9%	0.3%	4.2%	0.9%	5.1%
Apr 2022	3.7%	7.9%	5.9%	5.6%	7.9%	7.7%	4.2%	0.3%	4.5%	2.0%	6.5%
Mar 2022	5.1%	11.3%	8.5%	8.4%	9.1%	10.4%	4.4%	0.4%	4.8%	4.4%	9.2%
Feb 2022	4.0%	8.7%	6.1%	5.4%	6.3%	8.6%	3.9%	0.4%	4.2%	2.6%	6.8%
Jan 2022	5.4%	9.8%	7.2%	7.3%	9.2%	10.3%	3.7%	0.3%	4.0%	4.3%	8.3%
2021	3.5%	6.0%	4.2%	4.4%	5.0%	6.4%	3.8%	0.3%	4.0%	1.0%	5.0%
Dec 2021	4.2%	8.3%	5.8%	5.9%	5.9%	8.7%	4.4%	0.3%	4.7%	2.1%	6.8%
Nov 2021	4.8%	8.0%	5.8%	5.9%	6.4%	8.6%	4.6%	0.4%	5.0%	1.7%	6.7%
Oct 2021	4.1%	6.6%	5.3%	4.9%	5.7%	7.3%	4.4%	0.4%	4.8%	1.0%	5.8%
Sep 2021	4.0%	6.2%	4.6%	4.2%	4.7%	6.5%	4.1%	0.3%	4.4%	0.7%	5.2%
Aug 2021	3.6%	5.8%	4.0%	3.8%	3.9%	6.3%	3.9%	0.2%	4.1%	0.6%	4.7%
Jul 2021	2.8%	4.8%	3.7%	3.8%	4.0%	5.9%	3.7%	0.2%	3.9%	0.4%	4.3%
Jun 2021	2.8%	5.1%	3.3%	3.7%	4.3%	4.8%	3.5%	0.2%	3.7%	0.4%	4.1%
May 2021	2.9%	4.5%	2.9%	3.3%	4.0%	5.0%	3.2%	0.2%	3.4%	0.4%	3.8%
Apr 2021	2.8%	4.2%	2.8%	3.3%	3.6%	4.7%	3.0%	0.2%	3.2%	0.4%	3.6%
Mar 2021	3.3%	4.3%	3.2%	3.3%	3.7%	4.4%	3.0%	0.2%	3.2%	0.5%	3.7%
Feb 2021	3.3%	5.8%	3.8%	4.0%	5.1%	5.9%	3.4%	0.3%	3.6%	1.1%	4.7%
Jan 2021	3.4%	8.5%	5.3%	6.1%	8.9%	8.5%	3.8%	0.1%	3.9%	2.9%	6.8%
2020	3.5%	6.3%	4.6%	5.0%	5.3%	7.0%	4.2%	0.2%	4.4%	1.0%	5.4%
Dec 2020	3.1%	5.7%	4.5%	4.1%	5.3%	5.7%	3.7%	0.2%	3.9%	1.0%	4.8%
Nov 2020	3.4%	5.7%	3.5%	4.0%	4.8%	5.6%	3.7%	0.2%	3.9%	0.7%	4.5%
Oct 2020	3.8%	6.6%	4.0%	5.0%	5.2%	7.6%	4.0%	0.2%	4.2%	1.1%	5.4%
Sep 2020	3.2%	6.0%	4.5%	4.7%	5.2%	7.6%	4.2%	0.2%	4.4%	0.8%	5.2%
Aug 2020	3.2%	5.5%	4.2%	4.4%	4.4%	7.8%	4.3%	0.2%	4.5%	0.4%	4.9%
Jul 2020	2.6%	5.3%	4.1%	3.7%	4.1%	6.3%	3.9%	0.2%	4.1%	0.3%	4.4%
Jun 2020	2.6%	5.2%	3.3%	3.8%	5.0%	5.5%	3.6%	0.1%	3.8%	0.5%	4.2%
May 2020	2.5%	6.6%	3.8%	4.5%	4.8%	5.7%	3.7%	0.1%	3.8%	1.1%	4.9%
Apr 2020	5.2%	10.1%	7.0%	7.0%	5.8%	9.7%	4.6%	0.1%	4.7%	3.3%	7.9%
Mar 2020	6.0%	8.9%	7.6%	7.2%	7.7%	9.9%	5.1%	0.3%	5.4%	2.7%	8.0%

Feb 2020	3.3%	5.1%	4.1%	5.3%	5.8%	6.5%	4.5%	0.4%	4.9%		4.9%
Jan 2020	3.5%	5.1%	4.6%	6.1%	5.1%	7.0%	4.9%	0.4%	5.3%		5.3%
2019	2.8%	5.5%	3.7%	5.0%	5.2%	6.3%	4.3%	0.4%	4.7%		4.7%
Dec 2019	3.6%	5.8%	4.4%	6.2%	5.0%	7.8%	5.0%	0.5%	5.5%		5.5%
Nov 2019	2.8%	5.4%	3.8%	5.8%	5.0%	6.8%	4.6%	0.4%	5.0%		5.0%
Oct 2019	2.6%	5.6%	3.7%	5.5%	5.0%	6.7%	4.5%	0.4%	4.9%		4.9%
Sep 2019	2.2%	5.0%	3.6%	5.0%	7.6%	6.5%	4.3%	0.3%	4.7%		4.7%
Aug 2019	2.9%	5.8%	3.7%	4.8%	5.4%	5.7%	4.5%	0.2%	4.8%		4.8%
Jul 2019	2.9%	5.0%	3.5%	4.4%	5.0%	6.2%	4.2%	0.2%	4.4%		4.4%
Jun 2019	3.2%	5.2%	3.7%	3.9%	4.9%	5.9%	4.1%	0.3%	4.4%		4.4%
May 2019	2.6%	5.5%	3.5%	4.4%	4.6%	5.9%	4.2%	0.3%	4.5%		4.5%
Apr 2019	2.8%	4.7%	3.6%	4.7%	5.4%	6.8%	4.2%	0.4%	4.5%		4.5%
Mar 2019	2.7%	4.9%	3.6%	4.9%	4.7%	6.2%	4.2%	0.4%	4.5%		4.5%
Feb 2019	2.7%	6.9%	3.4%	4.6%	5.7%	6.1%	4.1%	0.8%	5.0%		5.0%
Jan 2019	2.5%	5.8%	3.8%	5.6%	4.6%	5.5%	3.6%	0.6%	4.2%		4.2%

Primary Care

Year/ month	CHO 1	CHO 2	CHO 3	CHO 4	CHO 5	CHO 6	CHO 7	CHO 8	CHO 9	other Comm.	Community Services absence rate	Certified absence	Self-certified absence	Non Covid-19 absence	Covid-19 absence	Total absence rate
2022	6.7%	4.6%	8.3%	5.5%	8.4%	7.0%	8.1%	7.3%	7.1%	5.0%	7.0%	4.1%	0.3%	4.4%	2.6%	7.0%
Jul 2022	6.4%	4.3%	8.7%	5.3%	8.2%	7.8%	8.0%	6.6%	7.2%	4.2%	6.8%	4.5%	0.3%	4.8%	2.0%	6.81%
Jun 2022	5.7%	3.7%	7.7%	3.2%	7.8%	6.6%	7.3%	6.5%	6.8%	7.1%	6.1%	3.9%	0.3%	4.2%	1.9%	6.07%
May 2022	4.3%	3.2%	5.9%	3.9%	6.0%	6.0%	6.0%	5.5%	5.1%	4.0%	5.1%	3.9%	0.3%	4.2%	0.9%	5.08%
Apr 2022	5.9%	4.2%	7.9%	6.4%	7.9%	6.8%	7.6%	7.0%	5.6%	6.0%	6.5%	4.2%	0.3%	4.5%	2.0%	6.54%
Mar 2022	9.3%	6.5%	9.7%	7.6%	11.3%	9.1%	10.4%	9.8%	9.2%	4.6%	9.2%	4.4%	0.4%	4.8%	4.4%	9.20%
Feb 2022	7.2%	4.1%	7.3%	5.6%	7.6%	6.2%	8.7%	7.0%	7.1%	3.6%	6.8%	3.9%	0.4%	4.2%	2.6%	6.81%
Jan 2022	8.3%	6.4%	11.4%	6.5%	9.8%	6.6%	8.8%	8.7%	8.6%	5.6%	8.3%	3.7%	0.3%	4.0%	4.3%	8.35%
2021	5.8%	2.8%	5.6%	3.0%	6.1%	4.6%	6.1%	5.8%	5.3%	2.9%	5.0%	3.8%	0.3%	4.0%	1.0%	5.0%
Dec 2021	7.0%	3.9%	8.5%	3.6%	9.4%	6.3%	8.2%	7.6%	7.2%	3.4%	6.8%	4.4%	0.3%	4.7%	2.1%	6.80%
Nov 2021	7.4%	3.5%	7.7%	4.4%	8.1%	6.3%	8.6%	7.4%	7.2%	3.2%	6.7%	4.6%	0.4%	5.0%	1.7%	6.74%
Oct 2021	7.6%	3.0%	6.5%	3.6%	5.8%	5.2%	7.0%	7.0%	5.8%	3.5%	5.8%	4.4%	0.4%	4.8%	1.0%	5.76%
Sep 2021	6.6%	2.7%	6.4%	3.1%	5.5%	5.3%	6.3%	6.2%	5.1%	2.5%	5.2%	4.1%	0.3%	4.4%	0.7%	5.15%
Aug 2021	5.7%	2.5%	5.6%	2.5%	5.4%	4.6%	5.6%	5.2%	5.6%	1.3%	4.7%	3.9%	0.2%	4.1%	0.6%	4.70%
Jul 2021	4.7%	2.1%	5.1%	2.4%	4.8%	3.8%	5.4%	5.2%	5.4%	2.2%	4.3%	3.7%	0.2%	3.9%	0.4%	4.28%
Jun 2021	5.1%	2.2%	4.8%	2.7%	5.5%	3.6%	4.6%	4.3%	4.2%	2.2%	4.1%	3.5%	0.2%	3.7%	0.4%	4.09%
May 2021	4.3%	1.8%	4.5%	2.3%	4.9%	3.2%	4.7%	4.0%	3.4%	2.4%	3.8%	3.2%	0.2%	3.4%	0.4%	3.77%
Apr 2021	4.4%	2.1%	3.8%	1.7%	4.6%	3.2%	4.4%	4.3%	3.6%	1.9%	3.6%	3.0%	0.2%	3.2%	0.4%	3.62%
Mar 2021	4.3%	2.3%	3.1%	2.3%	5.0%	2.9%	4.5%	4.1%	4.0%	2.7%	3.7%	3.0%	0.2%	3.2%	0.5%	3.71%
Feb 2021	4.8%	3.3%	4.1%	3.5%	5.7%	3.9%	5.9%	5.6%	4.7%	3.0%	4.7%	3.4%	0.3%	3.6%	1.1%	4.71%
Jan 2021	7.9%	5.1%	6.2%	3.6%	7.6%	6.3%	8.0%	8.4%	6.8%	6.7%	6.8%	3.8%	0.1%	3.9%	2.9%	6.81%
2020	5.6%	4.2%	5.6%	3.1%	5.2%	5.5%	7.1%	6.0%	5.3%	3.8%	5.4%	4.2%	0.2%	4.4%	1.0%	5.4%
Dec 2020	5.1%	3.9%	5.1%	2.1%	5.1%	3.9%	6.8%	5.5%	5.2%	4.1%	4.8%	3.7%	0.2%	3.9%	1.0%	4.82%
Nov 2020	4.7%	3.9%	4.3%	2.8%	4.7%	3.9%	6.1%	4.6%	4.5%	4.2%	4.5%	3.7%	0.2%	3.9%	0.7%	4.53%
Oct 2020	6.4%	4.7%	4.1%	2.7%	5.4%	4.7%	7.5%	6.1%	4.7%	6.5%	5.4%	4.0%	0.2%	4.2%	1.1%	5.36%
Sep 2020	6.0%	3.5%	4.5%	3.0%	4.8%	4.7%	7.6%	5.7%	4.9%	3.3%	5.2%	4.2%	0.2%	4.4%	0.8%	5.21%
Aug 2020	5.1%	3.8%	5.5%	2.6%	5.1%	4.2%	6.9%	5.4%	4.9%	2.6%	4.9%	4.3%	0.2%	4.5%	0.4%	4.90%
Jul 2020	4.5%	3.3%	4.3%	2.3%	5.4%	4.7%	6.5%	4.8%	4.2%	1.8%	4.4%	3.9%	0.2%	4.1%	0.3%	4.42%
Jun 2020	4.5%	3.0%	4.1%	2.6%	4.3%	3.8%	6.1%	4.8%	3.7%	2.0%	4.2%	3.6%	0.1%	3.8%	0.5%	4.22%
May 2020	5.1%	3.5%	5.1%	3.3%	4.6%	5.6%	6.1%	5.5%	4.8%	1.5%	4.9%	3.7%	0.1%	3.8%	1.1%	4.88%
Apr 2020	7.7%	6.7%	8.2%	5.5%	7.5%	8.3%	9.6%	8.9%	8.3%	4.8%	7.9%	4.6%	0.1%	4.7%	3.3%	7.92%
Mar 2020	8.5%	6.8%	9.3%	3.4%	6.6%	11.3%	9.9%	8.5%	9.2%	7.5%	8.0%	5.1%	0.3%	5.4%	2.7%	8.02%
Feb 2020	4.8%	3.1%	5.7%	3.7%	4.8%	5.7%	5.8%	5.6%	5.1%	4.9%	4.9%	4.5%	0.4%	4.9%		4.90%
Jan 2020	5.1%	4.0%	6.7%	3.4%	4.6%	6.9%	5.9%	6.7%	5.7%	2.7%	5.3%	4.9%	0.4%	5.3%		5.28%
2019	5.8%	3.9%	5.2%	2.8%	5.1%	5.5%	5.4%	5.4%	3.9%		4.7%	4.3%	0.4%	4.7%		4.7%
Dec 2019	5.2%	4.6%	6.4%	3.8%	5.9%	6.0%	5.9%	7.0%	5.6%		5.5%	5.0%	0.5%	5.5%		5.52%
Nov 2019	5.0%	4.1%	5.1%	3.5%	5.1%	6.2%	5.8%	5.8%	5.0%		5.0%	4.6%	0.4%	5.0%		5.01%
Oct 2019	4.5%	4.5%	6.2%	3.1%	4.4%	6.5%	6.0%	5.6%	4.9%		4.9%	4.5%	0.4%	4.9%		4.92%
Sep 2019	5.1%	3.9%	5.0%	2.8%	4.8%	4.7%	6.0%	4.9%	4.7%		4.7%	4.3%	0.3%	4.7%		4.68%
Aug 2019	6.2%	3.9%	5.3%	2.4%	5.4%	5.5%	5.7%	5.6%	4.1%		4.8%	4.5%	0.2%	4.8%		4.77%
Jul 2019	6.0%	3.1%	5.1%	2.3%	5.3%	5.9%	5.6%	4.5%	3.4%		4.4%	4.2%	0.2%	4.4%		4.41%
Jun 2019	6.2%	3.2%	5.3%	2.6%	5.7%	4.6%	5.2%	4.6%	3.2%		4.4%	4.1%	0.3%	4.4%		4.39%
May 2019	5.3%	3.8%	5.2%	2.4%	5.4%	5.6%	4.4%	4.3%	5.8%		4.5%	4.2%	0.3%	4.5%		4.47%
Apr 2019	5.5%	3.9%	5.0%	2.7%	4.6%	5.5%	5.3%	5.1%	3.9%		4.5%	4.2%	0.4%	4.5%		4.53%
Mar 2019	6.2%	3.6%	4.2%	2.6%	4.7%	5.7%	5.3%	4.5%	4.9%		4.5%	4.2%	0.4%	4.5%		4.54%
Feb 2019	7.1%	3.9%	4.9%	3.0%	5.3%	5.7%	5.4%	6.6%	3.4%		5.0%	4.1%	0.8%	5.0%		4.99%
Jan 2019	7.2%	4.2%	5.0%	2.9%	5.1%	4.6%	4.8%	6.2%	1.8%		4.2%	3.6%	0.6%	4.2%		4.15%

