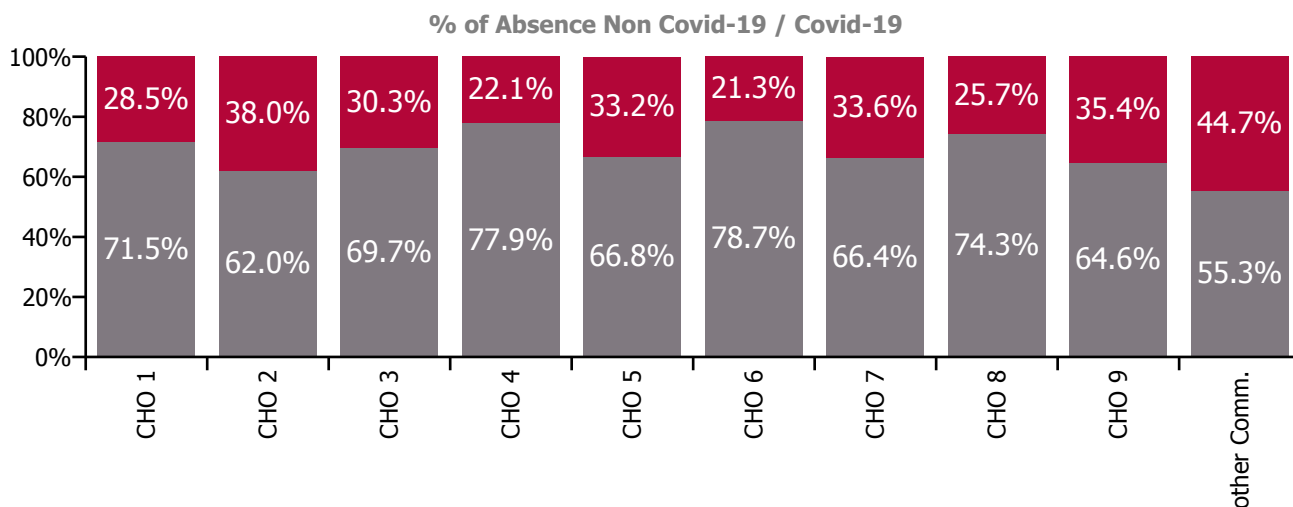
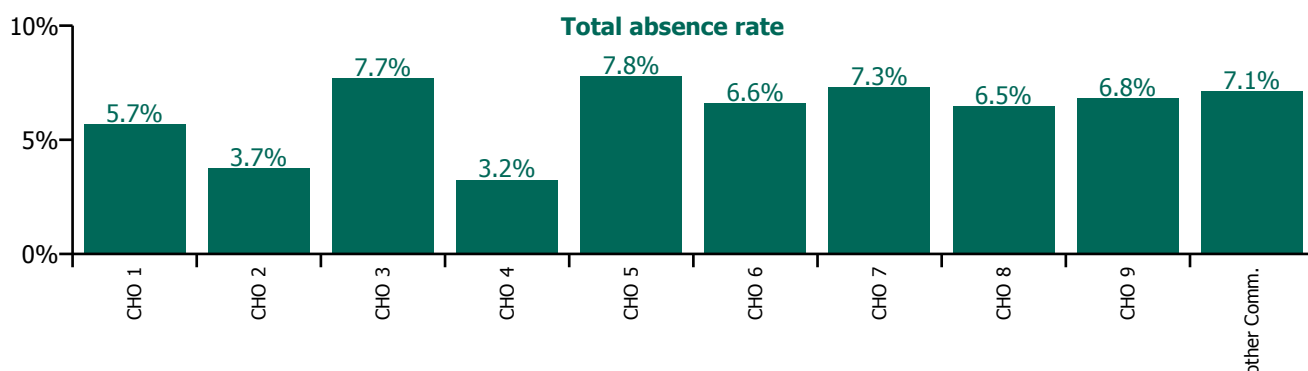


## June 2022

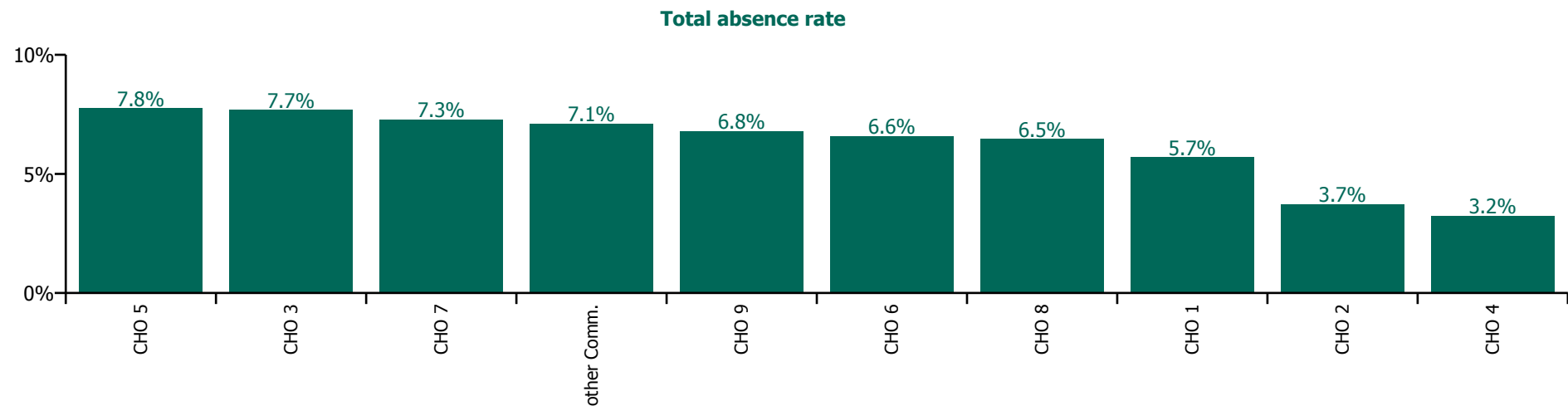
Health Service Absence Rate - by Staff Category: Jun 2022	Certified absence	Self-certified absence	Non Covid-19 absence	Covid-19 absence	Total absence rate	% Non Covid-19 absence	% Covid-19 absence
<b>Primary Care</b>	<b>3.9%</b>	<b>0.3%</b>	<b>4.2%</b>	<b>1.9%</b>	<b>6.1%</b>	<b>69.4%</b>	<b>30.6%</b>
Medical & Dental	2.6%	0.2%	2.8%	1.3%	4.1%	68.1%	31.9%
Nursing & Midwifery	4.5%	0.3%	4.8%	2.1%	6.9%	69.0%	31.0%
Health & Social Care Professionals	3.2%	0.3%	3.5%	2.1%	5.6%	62.2%	37.8%
Management & Administrative	3.5%	0.3%	3.8%	1.7%	5.5%	68.7%	31.3%
General Support	7.3%	0.3%	7.6%	0.9%	8.5%	89.4%	10.6%
Patient & Client Care	4.3%	0.6%	4.9%	1.7%	6.6%	74.0%	26.0%

Health Service Absence Rate - Care Group by CHO: Jun 2022	Certified absence	Self-certified absence	Non Covid-19 absence	Covid-19 absence	Total absence rate	% Non Covid-19 absence	% Covid-19 absence
<b>Primary Care</b>	<b>3.9%</b>	<b>0.3%</b>	<b>4.2%</b>	<b>1.9%</b>	<b>6.1%</b>	<b>69.4%</b>	<b>30.6%</b>
CHO 1	3.7%	0.3%	4.1%	1.6%	5.7%	71.5%	28.5%
CHO 2	2.2%	0.1%	2.3%	1.4%	3.7%	62.0%	38.0%
CHO 3	4.9%	0.5%	5.3%	2.3%	7.7%	69.7%	30.3%
CHO 4	2.2%	0.3%	2.5%	0.7%	3.2%	77.9%	22.1%
CHO 5	4.9%	0.3%	5.2%	2.6%	7.8%	66.8%	33.2%
CHO 6	4.9%	0.3%	5.2%	1.4%	6.6%	78.7%	21.3%
CHO 7	4.4%	0.5%	4.8%	2.4%	7.3%	66.4%	33.6%
CHO 8	4.4%	0.4%	4.8%	1.7%	6.5%	74.3%	25.7%
CHO 9	3.9%	0.5%	4.4%	2.4%	6.8%	64.6%	35.4%
Other Community Services	3.7%	0.2%	3.9%	3.2%	7.1%	55.3%	44.7%

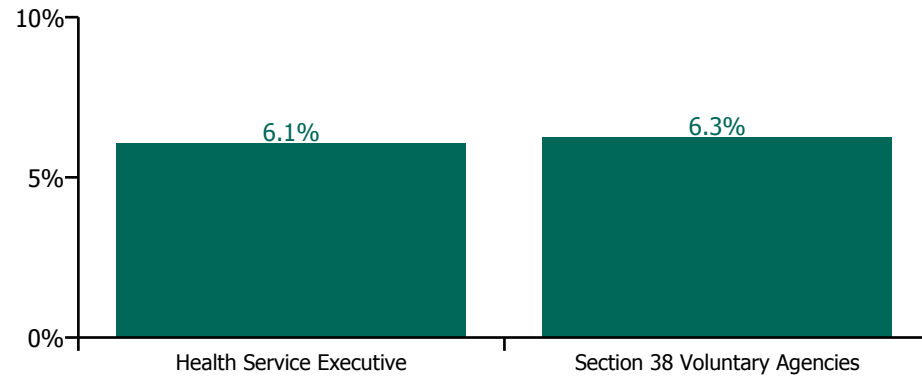


## June 2022

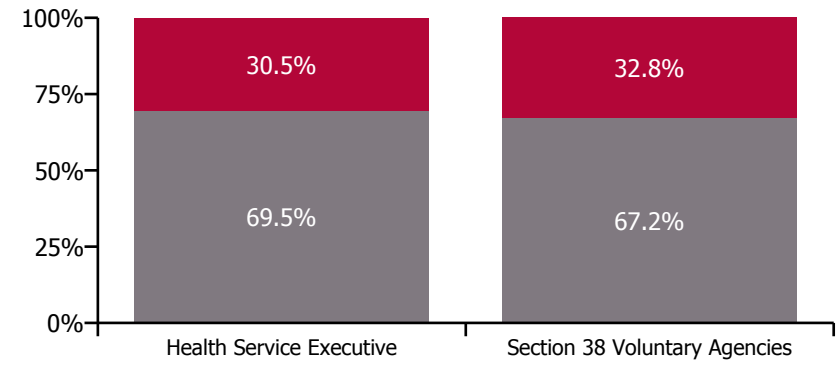
Health Service Absence Rate - by Hospital Group & Staff Category: Jun 2022	Medical & Dental	Nursing & Midwifery	Health & Social Care Professionals	Management & Administrative	General Support	Patient & Client Care	Certified absence	Self-certified absence	Non Covid-19 absence	Covid-19 absence	Total absence rate
<b>Primary Care</b>	<b>4.1%</b>	<b>6.9%</b>	<b>5.6%</b>	<b>5.5%</b>	<b>8.5%</b>	<b>6.6%</b>	<b>3.9%</b>	<b>0.3%</b>	<b>4.2%</b>	<b>1.9%</b>	<b>6.1%</b>
CHO 1	2.0%	7.1%	5.6%	4.7%	11.3%	4.6%	3.7%	0.3%	4.1%	1.6%	5.7%
CHO 2	0.6%	2.4%	5.5%	4.1%	1.7%	4.0%	2.2%	0.1%	2.3%	1.4%	3.7%
CHO 3	3.1%	10.2%	6.6%	6.5%	9.9%	8.5%	4.9%	0.5%	5.3%	2.3%	7.7%
CHO 4	2.4%	3.7%	2.5%	2.7%	5.8%	3.6%	2.2%	0.3%	2.5%	0.7%	3.2%
CHO 5	7.4%	9.0%	7.8%	6.6%	8.6%	6.5%	4.9%	0.3%	5.2%	2.6%	7.8%
CHO 6	6.9%	7.5%	5.8%	8.1%	0.6%	4.3%	4.9%	0.3%	5.2%	1.4%	6.6%
CHO 7	4.7%	8.3%	5.5%	6.1%	11.0%	8.4%	4.4%	0.5%	4.8%	2.4%	7.3%
CHO 8	3.9%	8.3%	4.7%	6.5%	8.7%	7.2%	4.4%	0.4%	4.8%	1.7%	6.5%
CHO 9	4.6%	7.4%	5.6%	6.4%	4.9%	10.6%	3.9%	0.5%	4.4%	2.4%	6.8%
Other Community Services	12.6%	7.2%	5.3%	3.9%	58.4%	12.0%	3.7%	0.2%	3.9%	3.2%	7.1%



**Total absence rate**



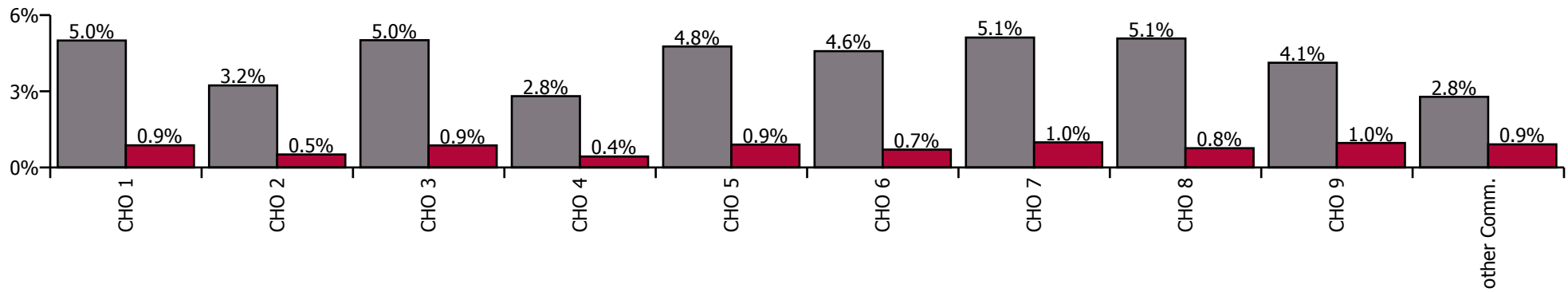
**Non Covid-19 & Covid-19 Absence**



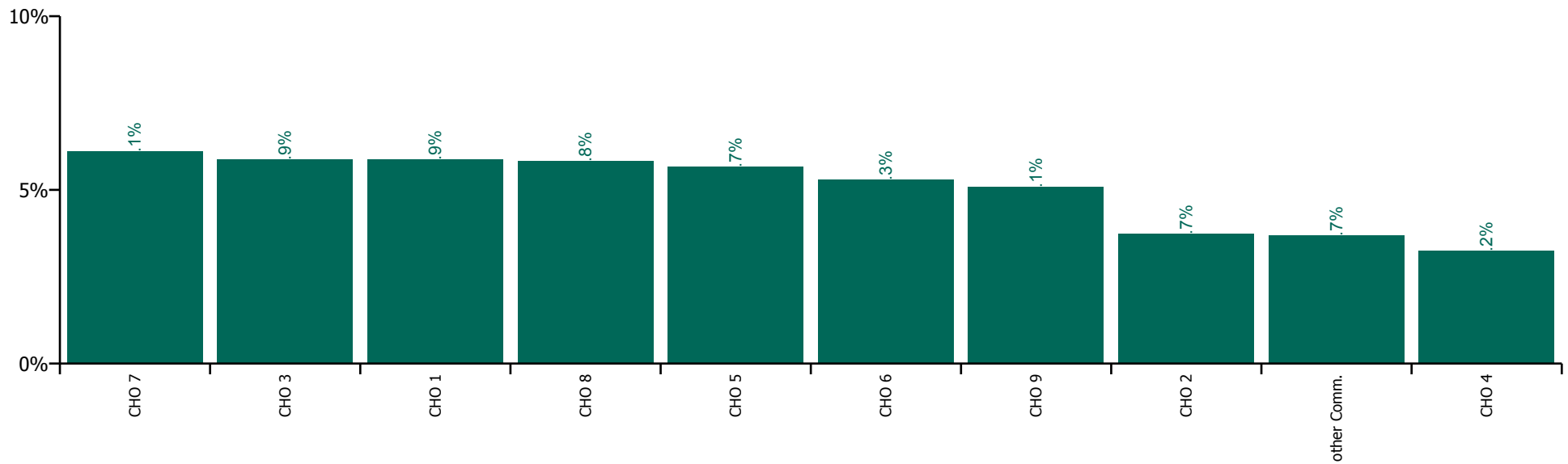
## June 2022

Health Service Absence Rate by Hospital: Jun 2022	Medical & Dental	Nursing & Midwifery	Health & Social Care Professionals	Management & Administrative	General Support	Patient & Client Care	Certified absence	Self-certified absence	Non Covid-19 absence	Covid-19 absence	Total absence rate
<b>Primary Care</b>	<b>3.3%</b>	<b>6.1%</b>	<b>4.3%</b>	<b>5.0%</b>	<b>5.3%</b>	<b>6.7%</b>	<b>4.1%</b>	<b>0.3%</b>	<b>4.4%</b>	<b>0.8%</b>	<b>5.2%</b>
Health Service Executive	2.8%	7.7%	5.2%	5.6%	5.9%	5.7%	4.7%	0.3%	5.0%	0.9%	5.9%
<b>CHO 1</b>	<b>2.8%</b>	<b>7.7%</b>	<b>5.2%</b>	<b>5.6%</b>	<b>5.9%</b>	<b>5.7%</b>	<b>4.7%</b>	<b>0.3%</b>	<b>5.0%</b>	<b>0.9%</b>	<b>5.9%</b>
Health Service Executive	2.6%	4.9%	3.8%	3.7%	1.0%	3.0%	3.1%	0.1%	3.2%	0.5%	3.7%
<b>CHO 2</b>	<b>2.6%</b>	<b>4.9%</b>	<b>3.8%</b>	<b>3.7%</b>	<b>1.0%</b>	<b>3.0%</b>	<b>3.1%</b>	<b>0.1%</b>	<b>3.2%</b>	<b>0.5%</b>	<b>3.7%</b>
Health Service Executive	4.4%	6.4%	5.6%	6.1%	4.4%	6.1%	4.7%	0.3%	5.0%	0.9%	5.9%
<b>CHO 3</b>	<b>4.4%</b>	<b>6.4%</b>	<b>5.6%</b>	<b>6.1%</b>	<b>4.4%</b>	<b>6.1%</b>	<b>4.7%</b>	<b>0.3%</b>	<b>5.0%</b>	<b>0.9%</b>	<b>5.9%</b>
Health Service Executive	2.7%	3.2%	2.7%	3.1%	1.9%	5.6%	2.5%	0.3%	2.8%	0.4%	3.2%
Section 38 Voluntary Agencies	1.2%	3.8%	2.3%	2.0%	4.0%	6.2%	2.5%	0.5%	3.0%	0.4%	3.4%
<b>CHO 4</b>	<b>2.4%</b>	<b>3.3%</b>	<b>2.7%</b>	<b>3.0%</b>	<b>3.5%</b>	<b>5.7%</b>	<b>2.5%</b>	<b>0.3%</b>	<b>2.8%</b>	<b>0.4%</b>	<b>3.2%</b>
Health Service Executive	4.3%	6.7%	5.3%	5.1%	3.2%	7.0%	4.4%	0.3%	4.8%	0.9%	5.7%
<b>CHO 5</b>	<b>4.3%</b>	<b>6.7%</b>	<b>5.3%</b>	<b>5.1%</b>	<b>3.2%</b>	<b>7.0%</b>	<b>4.4%</b>	<b>0.3%</b>	<b>4.8%</b>	<b>0.9%</b>	<b>5.7%</b>
Health Service Executive	5.0%	6.4%	4.4%	5.3%	4.6%	6.5%	4.4%	0.3%	4.7%	0.8%	5.5%
Section 38 Voluntary Agencies	4.1%	13.9%	2.4%	2.6%	5.5%	1.5%	3.1%	0.4%	3.5%	0.4%	3.9%
<b>CHO 6</b>	<b>4.8%</b>	<b>6.7%</b>	<b>4.3%</b>	<b>4.9%</b>	<b>5.1%</b>	<b>5.0%</b>	<b>4.2%</b>	<b>0.3%</b>	<b>4.6%</b>	<b>0.7%</b>	<b>5.3%</b>
Health Service Executive	4.5%	6.5%	4.6%	6.4%	10.2%	8.5%	4.9%	0.4%	5.3%	1.0%	6.3%
Section 38 Voluntary Agencies	1.0%	5.5%	4.2%	3.6%	7.1%	7.6%	4.4%	0.4%	4.8%	1.0%	5.7%
<b>CHO 7</b>	<b>3.9%</b>	<b>6.2%</b>	<b>4.5%</b>	<b>5.9%</b>	<b>8.2%</b>	<b>8.1%</b>	<b>4.7%</b>	<b>0.4%</b>	<b>5.1%</b>	<b>1.0%</b>	<b>6.1%</b>
Health Service Executive	2.4%	7.7%	4.7%	5.4%	6.5%	7.1%	4.8%	0.3%	5.1%	0.8%	5.8%
<b>CHO 8</b>	<b>2.4%</b>	<b>7.7%</b>	<b>4.7%</b>	<b>5.4%</b>	<b>6.5%</b>	<b>7.1%</b>	<b>4.8%</b>	<b>0.3%</b>	<b>5.1%</b>	<b>0.8%</b>	<b>5.8%</b>
Health Service Executive	3.6%	5.5%	4.0%	5.4%	5.7%	8.2%	3.8%	0.3%	4.1%	1.0%	5.1%
<b>CHO 9</b>	<b>3.6%</b>	<b>5.5%</b>	<b>4.0%</b>	<b>5.4%</b>	<b>5.7%</b>	<b>8.2%</b>	<b>3.8%</b>	<b>0.3%</b>	<b>4.1%</b>	<b>1.0%</b>	<b>5.1%</b>
<b>Other Community Services</b>	<b>3.7%</b>	<b>2.5%</b>	<b>4.9%</b>	<b>2.0%</b>	<b>6.2%</b>	<b>8.6%</b>	<b>2.5%</b>	<b>0.3%</b>	<b>2.8%</b>	<b>0.9%</b>	<b>3.7%</b>

Non Covid-19 / Covid-19 absence rates



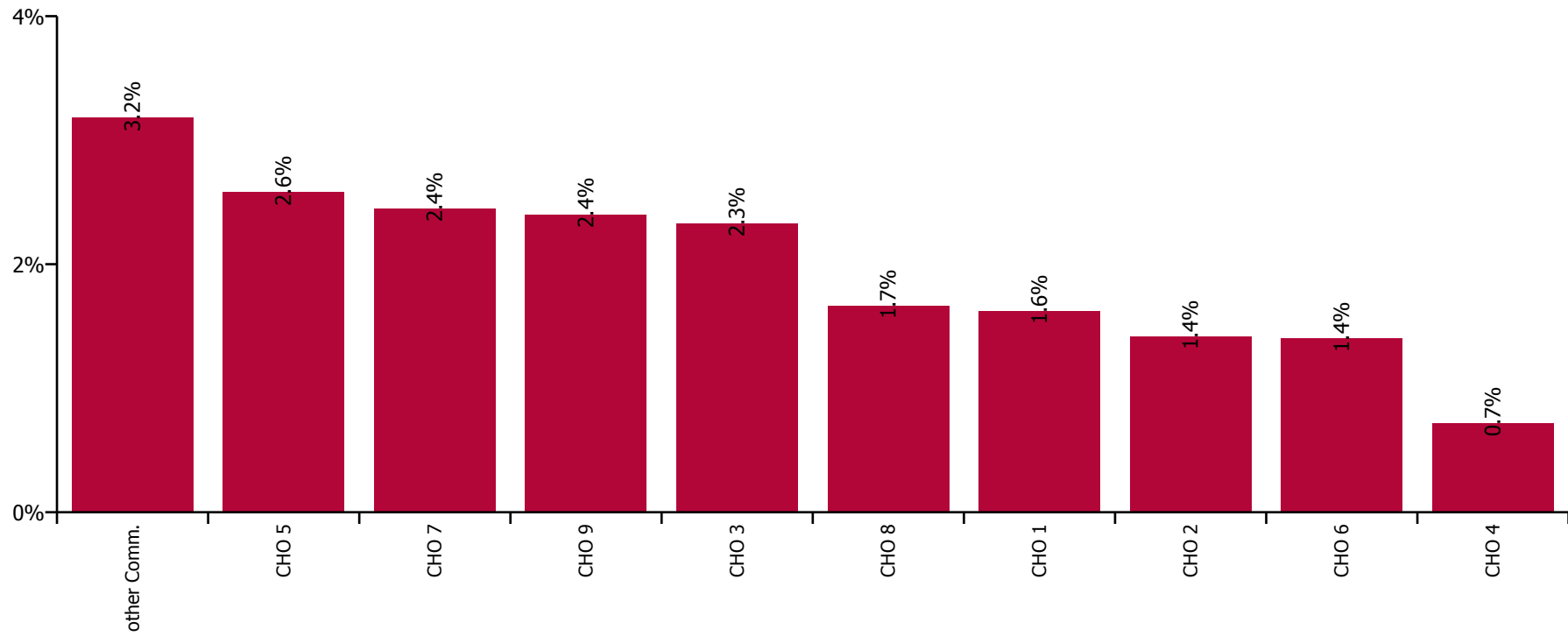
Total absence rate



## June 2022

Health Service Covid-19 Absence Rate - by Staff Category & Hospital: Jun 2022	Medical & Dental	Nursing & Midwifery	Health & Social Care Professionals	Management & Administrative	General Support	Patient & Client Care	Covid-19 absence	Non Covid-19 absence	Total absence rate
<b>Primary Care</b>	<b>1.3%</b>	<b>2.1%</b>	<b>2.1%</b>	<b>5.5%</b>	<b>0.9%</b>	<b>1.7%</b>	<b>1.9%</b>	<b>4.2%</b>	<b>6.1%</b>
Health Service Executive	0.3%	2.4%	1.8%	4.7%	0.4%	1.0%	1.6%	4.1%	5.7%
<b>CHO 1</b>	<b>0.3%</b>	<b>2.4%</b>	<b>1.8%</b>	<b>4.7%</b>	<b>0.4%</b>	<b>1.0%</b>	<b>1.6%</b>	<b>4.1%</b>	<b>5.7%</b>
Health Service Executive	0.3%	1.8%	1.6%	4.1%	1.3%	0.8%	1.4%	2.3%	3.7%
<b>CHO 2</b>	<b>0.3%</b>	<b>1.8%</b>	<b>1.6%</b>	<b>4.1%</b>	<b>1.3%</b>	<b>0.8%</b>	<b>1.4%</b>	<b>2.3%</b>	<b>3.7%</b>
Health Service Executive	1.9%	2.5%	2.7%	6.5%	0.4%	1.6%	2.3%	5.3%	7.7%
<b>CHO 3</b>	<b>1.9%</b>	<b>2.5%</b>	<b>2.7%</b>	<b>6.5%</b>	<b>0.4%</b>	<b>1.6%</b>	<b>2.3%</b>	<b>5.3%</b>	<b>7.7%</b>
Health Service Executive	0.2%	0.5%	0.7%	2.7%	0.0%	0.7%	0.7%	2.6%	3.3%
Section 38 Voluntary Agencies	0.0%	2.5%	0.0%	2.2%	3.1%	0.8%	1.1%	1.3%	2.4%
<b>CHO 4</b>	<b>0.2%</b>	<b>0.6%</b>	<b>0.7%</b>	<b>2.7%</b>	<b>2.7%</b>	<b>0.7%</b>	<b>0.7%</b>	<b>2.5%</b>	<b>3.2%</b>
Health Service Executive	2.7%	2.3%	3.5%	6.6%	0.7%	3.3%	2.6%	5.2%	7.8%
<b>CHO 5</b>	<b>2.7%</b>	<b>2.3%</b>	<b>3.5%</b>	<b>6.6%</b>	<b>0.7%</b>	<b>3.3%</b>	<b>2.6%</b>	<b>5.2%</b>	<b>7.8%</b>
Health Service Executive	1.4%	1.3%	1.0%	9.1%	0.0%	1.0%	1.6%	5.6%	7.2%
Section 38 Voluntary Agencies	0.0%	1.3%	0.0%	1.2%	0.0%	0.0%	0.3%	2.5%	2.8%
<b>CHO 6</b>	<b>1.1%</b>	<b>1.3%</b>	<b>1.0%</b>	<b>8.1%</b>	<b>0.0%</b>	<b>0.7%</b>	<b>1.4%</b>	<b>5.2%</b>	<b>6.6%</b>
Health Service Executive	2.1%	2.1%	2.7%	7.0%	4.2%	2.5%	2.3%	4.6%	7.0%
Section 38 Voluntary Agencies	0.0%	3.5%	3.1%	2.4%	0.4%	4.4%	2.7%	5.3%	8.1%
<b>CHO 7</b>	<b>1.9%</b>	<b>2.6%</b>	<b>2.8%</b>	<b>6.1%</b>	<b>1.7%</b>	<b>3.1%</b>	<b>2.4%</b>	<b>4.8%</b>	<b>7.3%</b>
Health Service Executive	0.7%	2.5%	1.9%	6.5%	0.0%	1.2%	1.7%	4.8%	6.5%
<b>CHO 8</b>	<b>0.7%</b>	<b>2.5%</b>	<b>1.9%</b>	<b>6.5%</b>	<b>0.0%</b>	<b>1.2%</b>	<b>1.7%</b>	<b>4.8%</b>	<b>6.5%</b>
Health Service Executive	1.9%	3.5%	2.3%	6.4%	0.0%	1.7%	2.4%	4.4%	6.8%
<b>CHO 9</b>	<b>1.9%</b>	<b>3.5%</b>	<b>2.3%</b>	<b>6.4%</b>	<b>0.0%</b>	<b>1.7%</b>	<b>2.4%</b>	<b>4.4%</b>	<b>6.8%</b>
<b>Other Community Services</b>	<b>8.4%</b>	<b>1.1%</b>	<b>3.7%</b>	<b>3.9%</b>	<b>0.0%</b>	<b>7.7%</b>	<b>3.2%</b>	<b>3.9%</b>	<b>7.1%</b>

### Covid-19 absence rate



## June 2022

Health Service Absence Rate - by Staff Category: Jun 2022	Certified absence	Self- certified absence	Non Covid-19 absence	Covid-19 absence	Total absence rate	% Non Covid-19 absence	% Covid-19 absence
<b>HSE Primary Care CHO 1</b>	<b>3.7%</b>	<b>0.3%</b>	<b>4.1%</b>	<b>1.6%</b>	<b>5.7%</b>	<b>71.5%</b>	<b>28.5%</b>
Medical & Dental	1.3%	0.4%	1.7%	0.3%	2.0%	83.3%	16.7%
Nursing & Midwifery	4.5%	0.2%	4.6%	2.4%	7.1%	65.6%	34.4%
Health & Social Care Professionals	3.5%	0.3%	3.8%	1.8%	5.6%	68.6%	31.4%
Management & Administrative	2.7%	0.4%	3.0%	1.7%	4.7%	64.5%	35.5%
General Support	10.8%	0.1%	10.9%	0.4%	11.3%	96.5%	3.5%
Patient & Client Care	3.0%	0.7%	3.7%	1.0%	4.6%	79.3%	20.7%

## June 2022

Health Service Absence Rate - by Staff Category: Jun 2022	Certified absence	Self- certified absence	Non Covid-19 absence	Covid-19 absence	Total absence rate	% Non Covid-19 absence	% Covid-19 absence
<b>HSE Primary Care CHO 2</b>	<b>2.2%</b>	<b>0.1%</b>	<b>2.3%</b>	<b>1.4%</b>	<b>3.7%</b>	<b>62.0%</b>	<b>38.0%</b>
Medical & Dental	0.3%	0.0%	0.3%	0.3%	0.6%	50.0%	50.0%
Nursing & Midwifery	0.5%	0.1%	0.6%	1.8%	2.4%	25.8%	74.2%
Health & Social Care Professionals	3.8%	0.1%	4.0%	1.6%	5.5%	71.7%	28.3%
Management & Administrative	2.5%	0.1%	2.6%	1.5%	4.1%	64.0%	36.0%
General Support	0.4%	0.0%	0.4%	1.3%	1.7%	21.7%	78.3%
Patient & Client Care	3.2%	0.0%	3.2%	0.8%	4.0%	80.3%	19.7%

## June 2022

Health Service Absence Rate - by Staff Category: Jun 2022	Certified absence	Self- certified absence	Non Covid-19 absence	Covid-19 absence	Total absence rate	% Non Covid-19 absence	% Covid-19 absence
<b>HSE Primary Care CHO 3</b>	<b>4.9%</b>	<b>0.5%</b>	<b>5.3%</b>	<b>2.3%</b>	<b>7.7%</b>	<b>69.7%</b>	<b>30.3%</b>
Medical & Dental	1.0%	0.2%	1.2%	1.9%	3.1%	38.5%	61.5%
Nursing & Midwifery	7.6%	0.1%	7.7%	2.5%	10.2%	75.2%	24.8%
Health & Social Care Professionals	3.4%	0.6%	4.0%	2.7%	6.6%	59.9%	40.1%
Management & Administrative	3.3%	0.4%	3.7%	2.8%	6.5%	57.3%	42.7%
General Support	9.1%	0.4%	9.5%	0.4%	9.9%	96.2%	3.8%
Patient & Client Care	5.7%	1.1%	6.8%	1.6%	8.5%	80.7%	19.3%

## June 2022

Health Service Absence Rate - by Staff Category: Jun 2022	Certified absence	Self- certified absence	Non Covid-19 absence	Covid-19 absence	Total absence rate	% Non Covid-19 absence	% Covid-19 absence
<b>HSE Primary Care CHO 4</b>	<b>2.2%</b>	<b>0.3%</b>	<b>2.5%</b>	<b>0.7%</b>	<b>3.2%</b>	<b>77.9%</b>	<b>22.1%</b>
Medical & Dental	2.0%	0.2%	2.2%	0.2%	2.4%	93.1%	6.9%
Nursing & Midwifery	2.9%	0.3%	3.2%	0.6%	3.7%	85.1%	14.9%
Health & Social Care Professionals	1.6%	0.2%	1.8%	0.7%	2.5%	73.2%	26.8%
Management & Administrative	1.4%	0.2%	1.6%	1.1%	2.7%	58.6%	41.4%
General Support	3.1%	0.0%	3.1%	2.7%	5.8%	52.9%	47.1%
Patient & Client Care	2.5%	0.4%	2.9%	0.7%	3.6%	80.7%	19.3%



## June 2022

Health Service Absence Rate - by Staff Category: Jun 2022	Certified absence	Self- certified absence	Non Covid-19 absence	Covid-19 absence	Total absence rate	% Non Covid-19 absence	% Covid-19 absence
<b>HSE Primary Care CHO 5</b>	<b>4.9%</b>	<b>0.3%</b>	<b>5.2%</b>	<b>2.6%</b>	<b>7.8%</b>	<b>66.8%</b>	<b>33.2%</b>
Medical & Dental	4.5%	0.2%	4.7%	2.7%	7.4%	63.5%	36.5%
Nursing & Midwifery	6.5%	0.3%	6.8%	2.3%	9.0%	75.0%	25.0%
Health & Social Care Professionals	4.0%	0.3%	4.3%	3.5%	7.8%	55.2%	44.8%
Management & Administrative	4.8%	0.2%	5.0%	1.6%	6.6%	76.2%	23.8%
General Support	7.9%	0.0%	7.9%	0.7%	8.6%	91.4%	8.6%
Patient & Client Care	2.6%	0.6%	3.2%	3.3%	6.5%	49.6%	50.4%

## June 2022

Health Service Absence Rate - by Staff Category: Jun 2022	Certified absence	Self- certified absence	Non Covid-19 absence	Covid-19 absence	Total absence rate	% Non Covid-19 absence	% Covid-19 absence
<b>HSE Primary Care CHO 6</b>	<b>4.9%</b>	<b>0.3%</b>	<b>5.2%</b>	<b>1.4%</b>	<b>6.6%</b>	<b>78.7%</b>	<b>21.3%</b>
Medical & Dental	5.5%	0.3%	5.8%	1.1%	6.9%	84.2%	15.8%
Nursing & Midwifery	6.0%	0.2%	6.1%	1.3%	7.5%	82.0%	18.0%
Health & Social Care Professionals	4.5%	0.3%	4.8%	1.0%	5.8%	83.5%	16.5%
Management & Administrative	5.2%	0.4%	5.6%	2.4%	8.1%	70.0%	30.0%
General Support	0.3%	0.3%	0.6%	0.0%	0.6%	100.0%	0.0%
Patient & Client Care	3.1%	0.5%	3.6%	0.7%	4.3%	83.1%	16.9%

## June 2022

Health Service Absence Rate - by Staff Category: Jun 2022	Certified absence	Self- certified absence	Non Covid-19 absence	Covid-19 absence	Total absence rate	% Non Covid-19 absence	% Covid-19 absence
<b>HSE Primary Care CHO 7</b>	<b>4.4%</b>	<b>0.5%</b>	<b>4.8%</b>	<b>2.4%</b>	<b>7.3%</b>	<b>66.4%</b>	<b>33.6%</b>
Medical & Dental	2.7%	0.1%	2.8%	1.9%	4.7%	60.3%	39.7%
Nursing & Midwifery	5.3%	0.5%	5.7%	2.6%	8.3%	69.0%	31.0%
Health & Social Care Professionals	2.3%	0.4%	2.7%	2.8%	5.5%	49.5%	50.5%
Management & Administrative	4.1%	0.4%	4.5%	1.6%	6.1%	73.8%	26.2%
General Support	8.6%	0.7%	9.3%	1.7%	11.0%	84.5%	15.5%
Patient & Client Care	4.7%	0.6%	5.3%	3.1%	8.4%	63.2%	36.8%

## June 2022

Health Service Absence Rate - by Staff Category: Jun 2022	Certified absence	Self- certified absence	Non Covid-19 absence	Covid-19 absence	Total absence rate	% Non Covid-19 absence	% Covid-19 absence
<b>HSE Primary Care CHO 8</b>	<b>4.4%</b>	<b>0.4%</b>	<b>4.8%</b>	<b>1.7%</b>	<b>6.5%</b>	<b>74.3%</b>	<b>25.7%</b>
Medical & Dental	3.1%	0.1%	3.2%	0.7%	3.9%	81.6%	18.4%
Nursing & Midwifery	5.5%	0.3%	5.7%	2.5%	8.3%	69.5%	30.5%
Health & Social Care Professionals	2.4%	0.4%	2.8%	1.9%	4.7%	60.1%	39.9%
Management & Administrative	4.8%	0.3%	5.2%	1.3%	6.5%	80.0%	20.0%
General Support	8.1%	0.6%	8.7%	0.0%	8.7%	100.0%	0.0%
Patient & Client Care	5.3%	0.7%	6.0%	1.2%	7.2%	83.9%	16.1%

## June 2022

Health Service Absence Rate - by Staff Category: Jun 2022	Certified absence	Self- certified absence	Non Covid-19 absence	Covid-19 absence	Total absence rate	% Non Covid-19 absence	% Covid-19 absence
<b>HSE Primary Care CHO 9</b>	<b>3.9%</b>	<b>0.5%</b>	<b>4.4%</b>	<b>2.4%</b>	<b>6.8%</b>	<b>64.6%</b>	<b>35.4%</b>
Medical & Dental	2.4%	0.2%	2.7%	1.9%	4.6%	57.7%	42.3%
Nursing & Midwifery	3.5%	0.5%	3.9%	3.5%	7.4%	53.2%	46.8%
Health & Social Care Professionals	2.9%	0.4%	3.3%	2.3%	5.6%	58.4%	41.6%
Management & Administrative	3.6%	0.7%	4.3%	2.1%	6.4%	66.9%	33.1%
General Support	4.5%	0.4%	4.9%	0.0%	4.9%	100.0%	0.0%
Patient & Client Care	8.0%	0.9%	8.9%	1.7%	10.6%	83.8%	16.2%

## June 2022

Health Service Absence Rate - by Staff Category: Jun 2022	Certified absence	Self- certified absence	Non Covid-19 absence	Covid-19 absence	Total absence rate	% Non Covid-19 absence	% Covid-19 absence
<b>HSE Primary Care Other Community Services</b>	<b>3.7%</b>	<b>0.2%</b>	<b>3.9%</b>	<b>3.2%</b>	<b>7.1%</b>	<b>55.3%</b>	<b>44.7%</b>
Medical & Dental	4.2%	0.0%	4.2%	8.4%	12.6%	33.5%	66.5%
Nursing & Midwifery	6.0%	0.0%	6.0%	1.1%	7.2%	84.2%	15.8%
Health & Social Care Professionals	1.2%	0.3%	1.5%	3.7%	5.3%	28.9%	71.1%
Management & Administrative	2.8%	0.2%	3.0%	1.0%	3.9%	75.3%	24.7%
General Support	58.4%	0.0%	58.4%	0.0%	58.4%	100.0%	0.0%
Patient & Client Care	3.9%	0.4%	4.3%	7.7%	12.0%	35.9%	64.1%

## June 2022

Cork Dental Hospital absence by Staff Category	Certified absence	Self-certified absence	Non Covid-19 absence	Covid-19 absence	Total absence rate	% Non Covid-19 absence	% Covid-19 absence
<b>Cork Dental Hospital (CHO 4)</b>	<b>1.2%</b>	<b>0.1%</b>	<b>1.3%</b>	<b>1.1%</b>	<b>2.4%</b>	<b>55.1%</b>	<b>44.9%</b>
Medical & Dental	0.0%	0.0%	0.0%	0.0%	0.0%		
Nursing & Midwifery	0.0%	0.0%	0.0%	2.5%	2.5%	0.0%	100.0%
Health & Social Care Professionals	0.0%	0.0%	0.0%	0.0%	0.0%		#DIV/0
Management & Administrative	0.4%	0.4%	0.7%	1.4%	2.2%	33.3%	66.7%
General Support	3.4%	0.0%	3.4%	3.1%	6.5%	52.9%	47.1%
Patient & Client Care	2.5%	0.1%	2.7%	0.8%	3.5%	76.0%	24.0%

## June 2022

Dublin Dental Hospital absence by Staff Category	Certified absence	Self-certified absence	Non Covid-19 absence	Covid-19 absence	Total absence rate	% Non Covid-19 absence	% Covid-19 absence
<b>Dublin Dental Hospital (CHO 6)</b>	<b>1.5%</b>	<b>0.0%</b>	<b>1.5%</b>	<b>0.0%</b>	<b>1.5%</b>	<b>100.0%</b>	<b>0.0%</b>
Medical & Dental	1.9%	0.0%	1.9%	0.0%	1.9%	100.0%	0.0%
Nursing & Midwifery	6.9%	0.0%	6.9%	0.0%	6.9%	100.0%	0.0%
Health & Social Care Professionals	0.0%	0.0%	0.0%	0.0%	0.0%		#DIV/0
Management & Administrative	1.3%	0.0%	1.3%	0.0%	1.3%	100.0%	0.0%
General Support	0.0%	0.0%	0.0%	0.0%	0.0%		
Patient & Client Care	1.3%	0.0%	1.3%	0.0%	1.3%	100.0%	0.0%

## June 2022

Our Lady's Hospice & Care Services - Dublin absence by Staff Category	Certified absence	Self-certified absence	Non Covid-19 absence	Covid-19 absence	Total absence rate	% Non Covid-19 absence	% Covid-19 absence
<b>Our Lady's Hospice &amp; Care Services - Dublin (CHO 7)</b>	<b>4.9%</b>	<b>0.4%</b>	<b>5.3%</b>	<b>2.7%</b>	<b>8.1%</b>	<b>66.1%</b>	<b>33.9%</b>
Medical & Dental	0.8%	0.0%	0.8%	0.0%	0.8%	100.0%	0.0%
Nursing & Midwifery	6.2%	0.4%	6.6%	3.5%	10.1%	65.1%	34.9%
Health & Social Care Professionals	5.3%	0.2%	5.5%	3.1%	8.7%	63.8%	36.2%
Management & Administrative	1.4%	0.3%	1.7%	0.7%	2.4%	70.1%	29.9%
General Support	6.5%	0.6%	7.1%	0.4%	7.5%	94.6%	5.4%
Patient & Client Care	4.1%	0.5%	4.6%	4.4%	9.0%	51.0%	49.0%

## June 2022

Our Lady's Hospice & Care Services - Wicklow absence by Staff Category	Certified absence	Self-certified absence	Non Covid-19 absence	Covid-19 absence	Total absence rate	% Non Covid-19 absence	% Covid-19 absence
<b>Our Lady's Hospice &amp; Care Services - Wicklow (CHO 6)</b>	<b>4.7%</b>	<b>0.0%</b>	<b>4.7%</b>	<b>1.0%</b>	<b>5.7%</b>	<b>83.1%</b>	<b>16.9%</b>
Medical & Dental	0.0%	0.0%	0.0%	0.0%	0.0%		
Nursing & Midwifery	5.8%	0.0%	5.8%	1.6%	7.3%	78.3%	21.7%
Health & Social Care Professionals	3.4%	0.0%	3.4%	0.0%	3.4%	100.0%	0.0%
Management & Administrative	0.0%	0.0%	0.0%	0.0%	0.0%		#DIV/0
General Support							
Patient & Client Care	5.6%	0.0%	5.6%	0.0%	5.6%	100.0%	0.0%

## Primary Care

Year/ month	Medical & Dental	Nursing & Midwifery	Health & Social Care Professionals	Management & Administrative	General Support	Patient & Client Care	Certified absence	Self-certified absence	Non Covid-19 absence	Covid-19 absence	Total absence rate
<b>2022</b>	<b>4.2%</b>	<b>8.5%</b>	<b>6.2%</b>	<b>6.1%</b>	<b>7.9%</b>	<b>8.4%</b>	<b>4.0%</b>	<b>0.3%</b>	<b>4.3%</b>	<b>2.7%</b>	<b>7.0%</b>
Jun 2022	4.1%	6.9%	5.6%	5.5%	8.5%	6.6%	3.9%	0.3%	4.2%	1.9%	6.1%
May 2022	2.8%	6.2%	4.2%	4.3%	6.1%	6.6%	3.9%	0.3%	4.2%	0.9%	5.1%
Apr 2022	3.7%	7.9%	5.9%	5.6%	7.9%	7.7%	4.2%	0.3%	4.5%	2.0%	6.5%
Mar 2022	5.1%	11.3%	8.5%	8.4%	9.1%	10.4%	4.4%	0.4%	4.8%	4.4%	9.2%
Feb 2022	4.0%	8.7%	6.1%	5.4%	6.3%	8.6%	3.9%	0.4%	4.2%	2.6%	6.8%
Jan 2022	5.4%	9.8%	7.2%	7.3%	9.2%	10.3%	3.7%	0.3%	4.0%	4.3%	8.3%
<b>2021</b>	<b>3.5%</b>	<b>6.0%</b>	<b>4.2%</b>	<b>4.4%</b>	<b>5.0%</b>	<b>6.4%</b>	<b>3.8%</b>	<b>0.3%</b>	<b>4.0%</b>	<b>1.0%</b>	<b>5.0%</b>
Dec 2021	4.2%	8.3%	5.8%	5.9%	5.9%	8.7%	4.4%	0.3%	4.7%	2.1%	6.8%
Nov 2021	4.8%	8.0%	5.8%	5.9%	6.4%	8.6%	4.6%	0.4%	5.0%	1.7%	6.7%
Oct 2021	4.1%	6.6%	5.3%	4.9%	5.7%	7.3%	4.4%	0.4%	4.8%	1.0%	5.8%
Sep 2021	4.0%	6.2%	4.6%	4.2%	4.7%	6.5%	4.1%	0.3%	4.4%	0.7%	5.2%
Aug 2021	3.6%	5.8%	4.0%	3.8%	3.9%	6.3%	3.9%	0.2%	4.1%	0.6%	4.7%
Jul 2021	2.8%	4.8%	3.7%	3.8%	4.0%	5.9%	3.7%	0.2%	3.9%	0.4%	4.3%
Jun 2021	2.8%	5.1%	3.3%	3.7%	4.3%	4.8%	3.5%	0.2%	3.7%	0.4%	4.1%
May 2021	2.9%	4.5%	2.9%	3.3%	4.0%	5.0%	3.2%	0.2%	3.4%	0.4%	3.8%
Apr 2021	2.8%	4.2%	2.8%	3.3%	3.6%	4.7%	3.0%	0.2%	3.2%	0.4%	3.6%
Mar 2021	3.3%	4.3%	3.2%	3.3%	3.7%	4.4%	3.0%	0.2%	3.2%	0.5%	3.7%
Feb 2021	3.3%	5.8%	3.8%	4.0%	5.1%	5.9%	3.4%	0.3%	3.6%	1.1%	4.7%
Jan 2021	3.4%	8.5%	5.3%	6.1%	8.9%	8.5%	3.8%	0.1%	3.9%	2.9%	6.8%
<b>2020</b>	<b>3.5%</b>	<b>6.3%</b>	<b>4.6%</b>	<b>5.0%</b>	<b>5.3%</b>	<b>7.0%</b>	<b>4.2%</b>	<b>0.2%</b>	<b>4.4%</b>	<b>1.0%</b>	<b>5.4%</b>
Dec 2020	3.1%	5.7%	4.5%	4.1%	5.3%	5.7%	3.7%	0.2%	3.9%	1.0%	4.8%
Nov 2020	3.4%	5.7%	3.5%	4.0%	4.8%	5.6%	3.7%	0.2%	3.9%	0.7%	4.5%
Oct 2020	3.8%	6.6%	4.0%	5.0%	5.2%	7.6%	4.0%	0.2%	4.2%	1.1%	5.4%
Sep 2020	3.2%	6.0%	4.5%	4.7%	5.2%	7.6%	4.2%	0.2%	4.4%	0.8%	5.2%
Aug 2020	3.2%	5.5%	4.2%	4.4%	4.4%	7.8%	4.3%	0.2%	4.5%	0.4%	4.9%
Jul 2020	2.6%	5.3%	4.1%	3.7%	4.1%	6.3%	3.9%	0.2%	4.1%	0.3%	4.4%
Jun 2020	2.6%	5.2%	3.3%	3.8%	5.0%	5.5%	3.6%	0.1%	3.8%	0.5%	4.2%
May 2020	2.5%	6.6%	3.8%	4.5%	4.8%	5.7%	3.7%	0.1%	3.8%	1.1%	4.9%
Apr 2020	5.2%	10.1%	7.0%	7.0%	5.8%	9.7%	4.6%	0.1%	4.7%	3.3%	7.9%
Mar 2020	6.0%	8.9%	7.6%	7.2%	7.7%	9.9%	5.1%	0.3%	5.4%	2.7%	8.0%
Feb 2020	3.3%	5.1%	4.1%	5.3%	5.8%	6.5%	4.5%	0.4%	4.9%		4.9%

Jan 2020	3.5%	5.1%	4.6%	6.1%	5.1%	7.0%	4.9%	0.4%	5.3%		5.3%
<b>2019</b>	<b>2.8%</b>	<b>5.5%</b>	<b>3.7%</b>	<b>5.0%</b>	<b>5.2%</b>	<b>6.3%</b>	<b>4.3%</b>	<b>0.4%</b>	<b>4.7%</b>		<b>4.7%</b>
Dec 2019	3.6%	5.8%	4.4%	6.2%	5.0%	7.8%	5.0%	0.5%	5.5%		5.5%
Nov 2019	2.8%	5.4%	3.8%	5.8%	5.0%	6.8%	4.6%	0.4%	5.0%		5.0%
Oct 2019	2.6%	5.6%	3.7%	5.5%	5.0%	6.7%	4.5%	0.4%	4.9%		4.9%
Sep 2019	2.2%	5.0%	3.6%	5.0%	7.6%	6.5%	4.3%	0.3%	4.7%		4.7%
Aug 2019	2.9%	5.8%	3.7%	4.8%	5.4%	5.7%	4.5%	0.2%	4.8%		4.8%
Jul 2019	2.9%	5.0%	3.5%	4.4%	5.0%	6.2%	4.2%	0.2%	4.4%		4.4%
Jun 2019	3.2%	5.2%	3.7%	3.9%	4.9%	5.9%	4.1%	0.3%	4.4%		4.4%
May 2019	2.6%	5.5%	3.5%	4.4%	4.6%	5.9%	4.2%	0.3%	4.5%		4.5%
Apr 2019	2.8%	4.7%	3.6%	4.7%	5.4%	6.8%	4.2%	0.4%	4.5%		4.5%
Mar 2019	2.7%	4.9%	3.6%	4.9%	4.7%	6.2%	4.2%	0.4%	4.5%		4.5%
Feb 2019	2.7%	6.9%	3.4%	4.6%	5.7%	6.1%	4.1%	0.8%	5.0%		5.0%
Jan 2019	2.5%	5.8%	3.8%	5.6%	4.6%	5.5%	3.6%	0.6%	4.2%		4.2%

Primary Care

Year/ month	CHO 1	CHO 2	CHO 3	CHO 4	CHO 5	CHO 6	CHO 7	CHO 8	CHO 9	other Comm.	Community Services absence rate	Certified absence	Self-certified absence	Non Covid-19 absence	Covid-19 absence	Total absence rate
2022	6.7%	4.6%	8.3%	5.5%	8.4%	6.9%	8.2%	7.4%	7.1%	5.1%	7.0%	4.0%	0.3%	4.3%	2.7%	7.0%
Jun 2022	5.7%	3.7%	7.7%	3.2%	7.8%	6.6%	7.3%	6.5%	6.8%	7.1%	6.1%	3.9%	0.3%	4.2%	1.9%	6.07%
May 2022	4.3%	3.2%	5.9%	3.9%	6.0%	6.0%	6.0%	5.5%	5.1%	4.0%	5.1%	3.9%	0.3%	4.2%	0.9%	5.08%
Apr 2022	5.9%	4.2%	7.9%	6.4%	7.9%	6.8%	7.6%	7.0%	5.6%	6.0%	6.5%	4.2%	0.3%	4.5%	2.0%	6.54%
Mar 2022	9.3%	6.5%	9.7%	7.6%	11.3%	9.1%	10.4%	9.8%	9.2%	4.6%	9.2%	4.4%	0.4%	4.8%	4.4%	9.20%
Feb 2022	7.2%	4.1%	7.3%	5.6%	7.6%	6.2%	8.7%	7.0%	7.1%	3.6%	6.8%	3.9%	0.4%	4.2%	2.6%	6.81%
Jan 2022	8.3%	6.4%	11.4%	6.5%	9.8%	6.6%	8.8%	8.7%	8.6%	5.6%	8.3%	3.7%	0.3%	4.0%	4.3%	8.35%
2021	5.8%	2.8%	5.6%	3.0%	6.1%	4.6%	6.1%	5.8%	5.3%	2.9%	5.0%	3.8%	0.3%	4.0%	1.0%	5.0%
Dec 2021	7.0%	3.9%	8.5%	3.6%	9.4%	6.3%	8.2%	7.6%	7.2%	3.4%	6.8%	4.4%	0.3%	4.7%	2.1%	6.80%
Nov 2021	7.4%	3.5%	7.7%	4.4%	8.1%	6.3%	8.6%	7.4%	7.2%	3.2%	6.7%	4.6%	0.4%	5.0%	1.7%	6.74%
Oct 2021	7.6%	3.0%	6.5%	3.6%	5.8%	5.2%	7.0%	7.0%	5.8%	3.5%	5.8%	4.4%	0.4%	4.8%	1.0%	5.76%
Sep 2021	6.6%	2.7%	6.4%	3.1%	5.5%	5.3%	6.3%	6.2%	5.1%	2.5%	5.2%	4.1%	0.3%	4.4%	0.7%	5.15%
Aug 2021	5.7%	2.5%	5.6%	2.5%	5.4%	4.6%	5.6%	5.2%	5.6%	1.3%	4.7%	3.9%	0.2%	4.1%	0.6%	4.70%
Jul 2021	4.7%	2.1%	5.1%	2.4%	4.8%	3.8%	5.4%	5.2%	5.4%	2.2%	4.3%	3.7%	0.2%	3.9%	0.4%	4.28%
Jun 2021	5.1%	2.2%	4.8%	2.7%	5.5%	3.6%	4.6%	4.3%	4.2%	2.2%	4.1%	3.5%	0.2%	3.7%	0.4%	4.09%
May 2021	4.3%	1.8%	4.5%	2.3%	4.9%	3.2%	4.7%	4.0%	3.4%	2.4%	3.8%	3.2%	0.2%	3.4%	0.4%	3.77%
Apr 2021	4.4%	2.1%	3.8%	1.7%	4.6%	3.2%	4.4%	4.3%	3.6%	1.9%	3.6%	3.0%	0.2%	3.2%	0.4%	3.62%
Mar 2021	4.3%	2.3%	3.1%	2.3%	5.0%	2.9%	4.5%	4.1%	4.0%	2.7%	3.7%	3.0%	0.2%	3.2%	0.5%	3.71%
Feb 2021	4.8%	3.3%	4.1%	3.5%	5.7%	3.9%	5.9%	5.6%	4.7%	3.0%	4.7%	3.4%	0.3%	3.6%	1.1%	4.71%
Jan 2021	7.9%	5.1%	6.2%	3.6%	7.6%	6.3%	8.0%	8.4%	6.8%	6.7%	6.8%	3.8%	0.1%	3.9%	2.9%	6.81%
2020	5.6%	4.2%	5.6%	3.1%	5.2%	5.5%	7.1%	6.0%	5.3%	3.8%	5.4%	4.2%	0.2%	4.4%	1.0%	5.4%
Dec 2020	5.1%	3.9%	5.1%	2.1%	5.1%	3.9%	6.8%	5.5%	5.2%	4.1%	4.8%	3.7%	0.2%	3.9%	1.0%	4.82%
Nov 2020	4.7%	3.9%	4.3%	2.8%	4.7%	3.9%	6.1%	4.6%	4.5%	4.2%	4.5%	3.7%	0.2%	3.9%	0.7%	4.53%
Oct 2020	6.4%	4.7%	4.1%	2.7%	5.4%	4.7%	7.5%	6.1%	4.7%	6.5%	5.4%	4.0%	0.2%	4.2%	1.1%	5.36%
Sep 2020	6.0%	3.5%	4.5%	3.0%	4.8%	4.7%	7.6%	5.7%	4.9%	3.3%	5.2%	4.2%	0.2%	4.4%	0.8%	5.21%
Aug 2020	5.1%	3.8%	5.5%	2.6%	5.1%	4.2%	6.9%	5.4%	4.9%	2.6%	4.9%	4.3%	0.2%	4.5%	0.4%	4.90%
Jul 2020	4.5%	3.3%	4.3%	2.3%	5.4%	4.7%	6.5%	4.8%	4.2%	1.8%	4.4%	3.9%	0.2%	4.1%	0.3%	4.42%
Jun 2020	4.5%	3.0%	4.1%	2.6%	4.3%	3.8%	6.1%	4.8%	3.7%	2.0%	4.2%	3.6%	0.1%	3.8%	0.5%	4.22%
May 2020	5.1%	3.5%	5.1%	3.3%	4.6%	5.6%	6.1%	5.5%	4.8%	1.5%	4.9%	3.7%	0.1%	3.8%	1.1%	4.88%
Apr 2020	7.7%	6.7%	8.2%	5.5%	7.5%	8.3%	9.6%	8.9%	8.3%	4.8%	7.9%	4.6%	0.1%	4.7%	3.3%	7.92%
Mar 2020	8.5%	6.8%	9.3%	3.4%	6.6%	11.3%	9.9%	8.5%	9.2%	7.5%	8.0%	5.1%	0.3%	5.4%	2.7%	8.02%
Feb 2020	4.8%	3.1%	5.7%	3.7%	4.8%	5.7%	5.8%	5.6%	5.1%	4.9%	4.9%	4.5%	0.4%	4.9%		4.90%
Jan 2020	5.1%	4.0%	6.7%	3.4%	4.6%	6.9%	5.9%	6.7%	5.7%	2.7%	5.3%	4.9%	0.4%	5.3%		5.28%
2019	5.8%	3.9%	5.2%	2.8%	5.1%	5.5%	5.4%	5.4%	3.9%		4.7%	4.3%	0.4%	4.7%		4.7%
Dec 2019	5.2%	4.6%	6.4%	3.8%	5.9%	6.0%	5.9%	7.0%	5.6%		5.5%	5.0%	0.5%	5.5%		5.52%
Nov 2019	5.0%	4.1%	5.1%	3.5%	5.1%	6.2%	5.8%	5.8%	5.0%		5.0%	4.6%	0.4%	5.0%		5.01%
Oct 2019	4.5%	4.5%	6.2%	3.1%	4.4%	6.5%	6.0%	5.6%	4.9%		4.9%	4.5%	0.4%	4.9%		4.92%
Sep 2019	5.1%	3.9%	5.0%	2.8%	4.8%	4.7%	6.0%	4.9%	4.7%		4.7%	4.3%	0.3%	4.7%		4.68%
Aug 2019	6.2%	3.9%	5.3%	2.4%	5.4%	5.5%	5.7%	5.6%	4.1%		4.8%	4.5%	0.2%	4.8%		4.77%
Jul 2019	6.0%	3.1%	5.1%	2.3%	5.3%	5.9%	5.6%	4.5%	3.4%		4.4%	4.2%	0.2%	4.4%		4.41%
Jun 2019	6.2%	3.2%	5.3%	2.6%	5.7%	4.6%	5.2%	4.6%	3.2%		4.4%	4.1%	0.3%	4.4%		4.39%
May 2019	5.3%	3.8%	5.2%	2.4%	5.4%	5.6%	4.4%	4.3%	5.8%		4.5%	4.2%	0.3%	4.5%		4.47%
Apr 2019	5.5%	3.9%	5.0%	2.7%	4.6%	5.5%	5.3%	5.1%	3.9%		4.5%	4.2%	0.4%	4.5%		4.53%
Mar 2019	6.2%	3.6%	4.2%	2.6%	4.7%	5.7%	5.3%	4.5%	4.9%		4.5%	4.2%	0.4%	4.5%		4.54%
Feb 2019	7.1%	3.9%	4.9%	3.0%	5.3%	5.7%	5.4%	6.6%	3.4%		5.0%	4.1%	0.8%	5.0%		4.99%
Jan 2019	7.2%	4.2%	5.0%	2.9%	5.1%	4.6%	4.8%	6.2%	1.8%		4.2%	3.6%	0.6%	4.2%		4.15%

