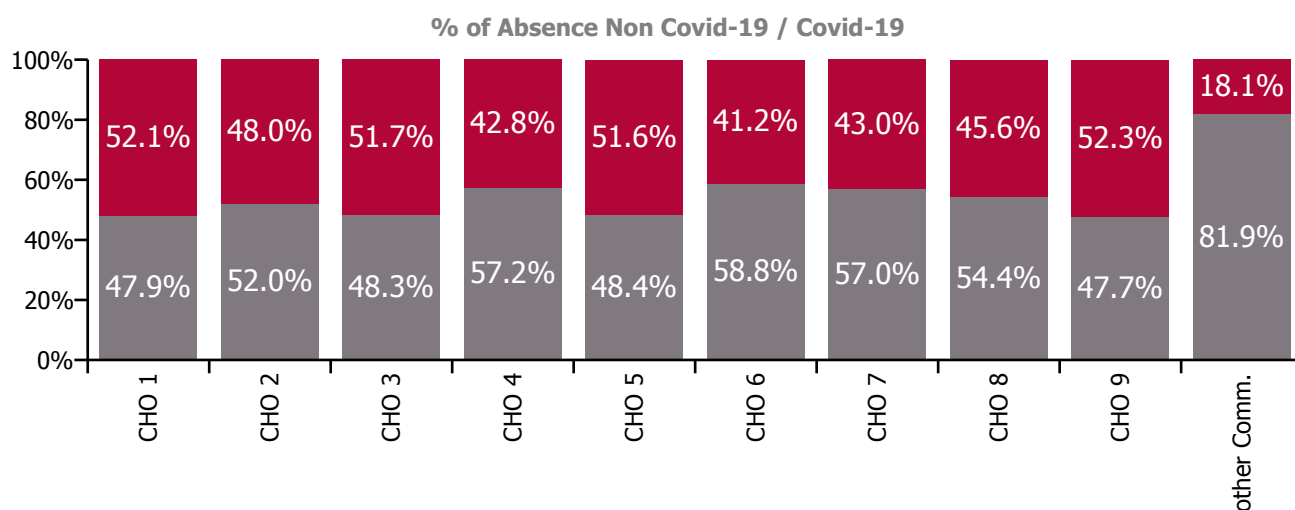
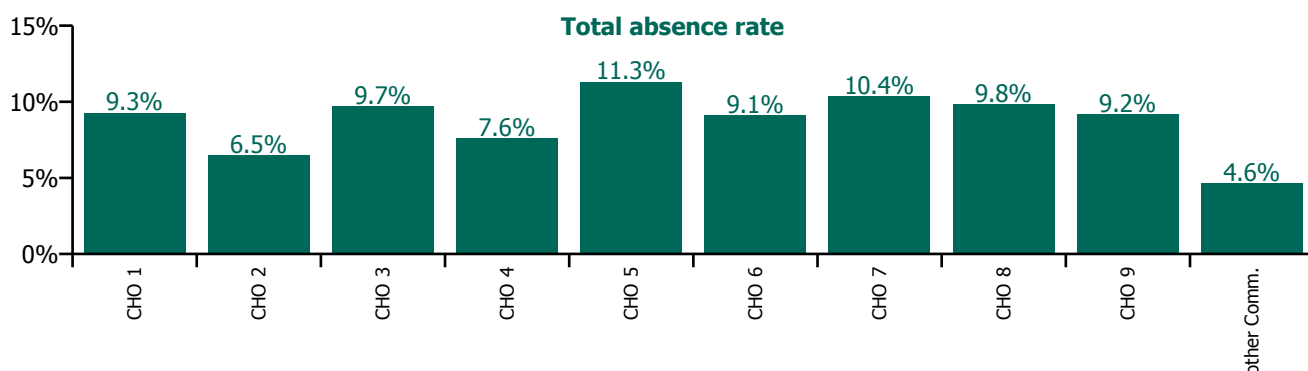


## March 2022

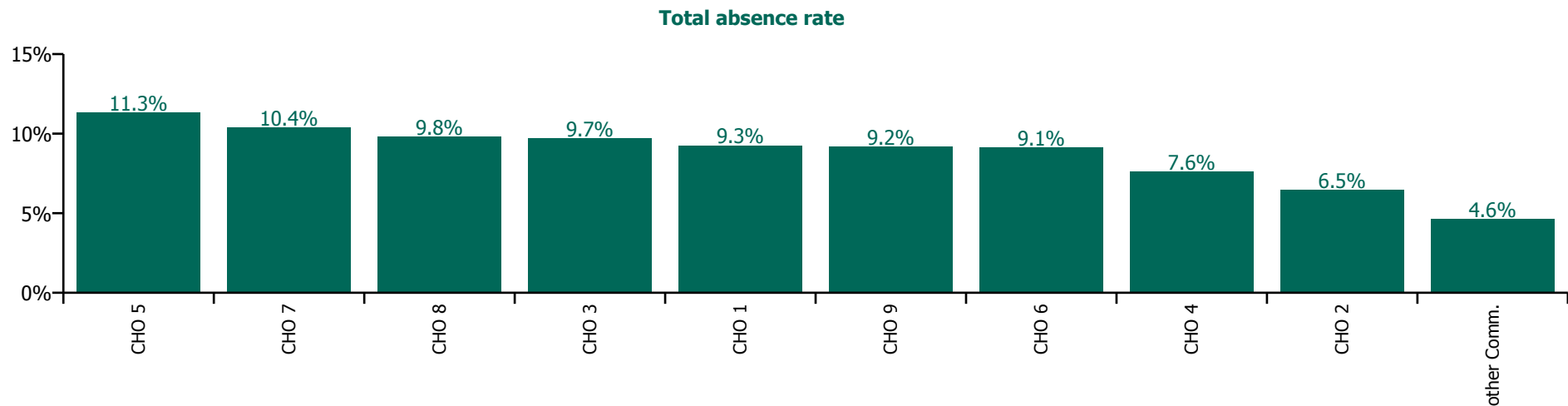
Health Service Absence Rate - by Staff Category: Mar 2022	Certified absence	Self-certified absence	Non Covid-19 absence	Covid-19 absence	Total absence rate	% Non Covid-19 absence	% Covid-19 absence
<b>Primary Care</b>	<b>4.4%</b>	<b>0.4%</b>	<b>4.8%</b>	<b>4.4%</b>	<b>9.2%</b>	<b>52.6%</b>	<b>47.4%</b>
Medical & Dental	2.9%	0.2%	3.1%	2.0%	5.1%	60.0%	40.0%
Nursing & Midwifery	5.5%	0.3%	5.8%	5.5%	11.3%	51.6%	48.4%
Health & Social Care Professionals	3.7%	0.4%	4.1%	4.4%	8.5%	48.0%	52.0%
Management & Administrative	4.3%	0.3%	4.6%	3.7%	8.4%	55.6%	44.4%
General Support	4.9%	0.4%	5.2%	3.9%	9.1%	57.4%	42.6%
Patient & Client Care	4.5%	1.0%	5.5%	4.9%	10.4%	52.9%	47.1%

Health Service Absence Rate - Care Group by CHO: Mar 2022	Certified absence	Self-certified absence	Non Covid-19 absence	Covid-19 absence	Total absence rate	% Non Covid-19 absence	% Covid-19 absence
<b>Primary Care</b>	<b>4.4%</b>	<b>0.4%</b>	<b>4.8%</b>	<b>4.4%</b>	<b>9.2%</b>	<b>52.6%</b>	<b>47.4%</b>
CHO 1	4.1%	0.3%	4.4%	4.8%	9.3%	47.9%	52.1%
CHO 2	3.3%	0.1%	3.4%	3.1%	6.5%	52.0%	48.0%
CHO 3	4.3%	0.4%	4.7%	5.0%	9.7%	48.3%	51.7%
CHO 4	3.2%	1.2%	4.3%	3.2%	7.6%	57.2%	42.8%
CHO 5	5.1%	0.4%	5.5%	5.8%	11.3%	48.4%	51.6%
CHO 6	5.1%	0.2%	5.4%	3.8%	9.1%	58.8%	41.2%
CHO 7	5.5%	0.4%	5.9%	4.5%	10.4%	57.0%	43.0%
CHO 8	5.0%	0.3%	5.3%	4.5%	9.8%	54.4%	45.6%
CHO 9	3.8%	0.6%	4.4%	4.8%	9.2%	47.7%	52.3%
Other Community Services	3.4%	0.4%	3.8%	0.8%	4.6%	81.9%	18.1%

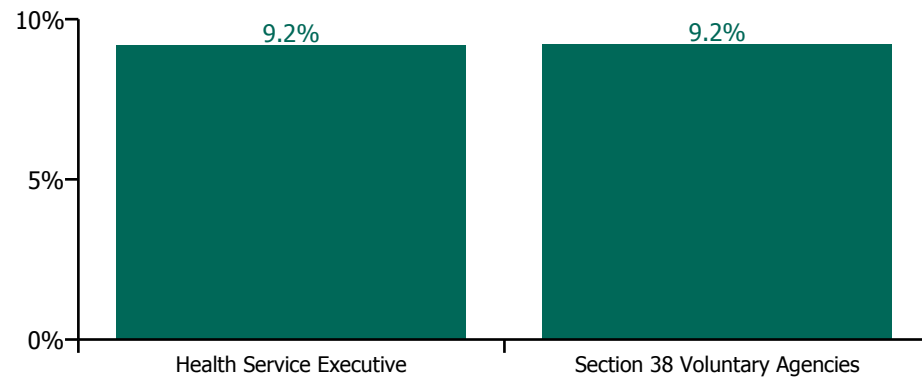


## March 2022

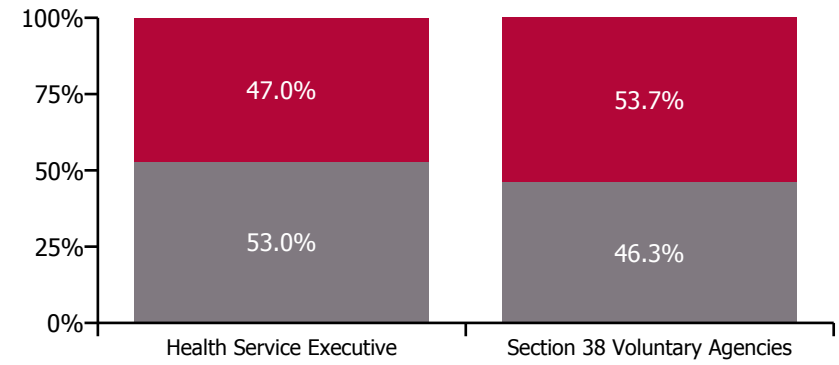
Health Service Absence Rate - by Hospital Group & Staff Category: Mar 2022	Medical & Dental	Nursing & Midwifery	Health & Social Care Professionals	Management & Administrative	General Support	Patient & Client Care	Certified absence	Self-certified absence	Non Covid-19 absence	Covid-19 absence	Total absence rate
<b>Primary Care</b>	<b>5.1%</b>	<b>11.3%</b>	<b>8.5%</b>	<b>8.4%</b>	<b>9.1%</b>	<b>10.4%</b>	<b>4.4%</b>	<b>0.4%</b>	<b>4.8%</b>	<b>4.4%</b>	<b>9.2%</b>
CHO 1	2.2%	13.3%	7.3%	9.2%	6.5%	9.8%	4.1%	0.3%	4.4%	4.8%	9.3%
CHO 2	4.0%	9.4%	6.2%	5.9%	4.0%	4.0%	3.3%	0.1%	3.4%	3.1%	6.5%
CHO 3	3.0%	11.4%	9.0%	9.0%	11.1%	11.5%	4.3%	0.4%	4.7%	5.0%	9.7%
CHO 4	4.7%	7.2%	5.6%	6.5%	4.4%	12.8%	3.2%	1.2%	4.3%	3.2%	7.6%
CHO 5	7.0%	13.1%	11.4%	9.4%	9.5%	13.4%	5.1%	0.4%	5.5%	5.8%	11.3%
CHO 6	5.4%	12.4%	8.2%	9.0%	2.3%	8.6%	5.1%	0.2%	5.4%	3.8%	9.1%
CHO 7	8.4%	11.7%	9.9%	9.0%	13.9%	10.0%	5.5%	0.4%	5.9%	4.5%	10.4%
CHO 8	4.3%	11.5%	9.6%	8.5%	14.0%	12.2%	5.0%	0.3%	5.3%	4.5%	9.8%
CHO 9	4.8%	11.2%	8.5%	8.7%	8.6%	9.9%	3.8%	0.6%	4.4%	4.8%	9.2%
Other Community Services	3.8%	1.6%	7.2%	4.4%	0.0%	4.6%	3.4%	0.4%	3.8%	0.8%	4.6%



**Total absence rate**



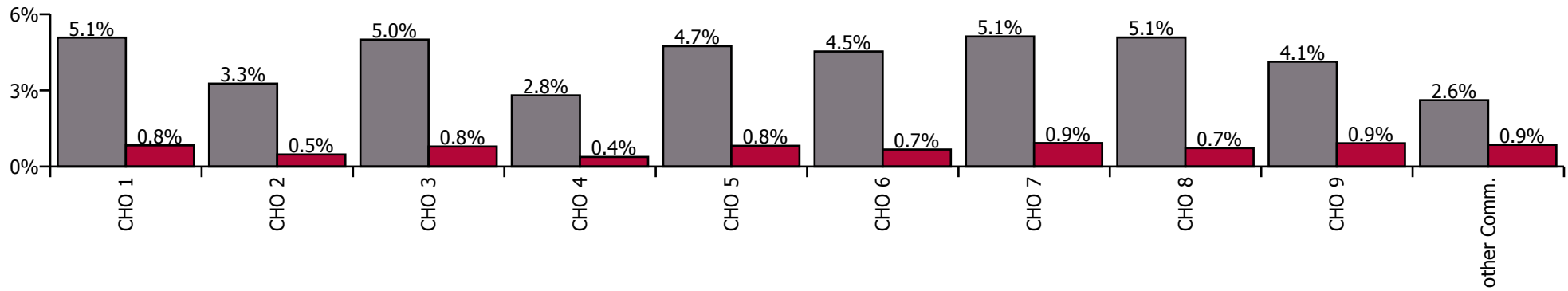
**Non Covid-19 & Covid-19 Absence**



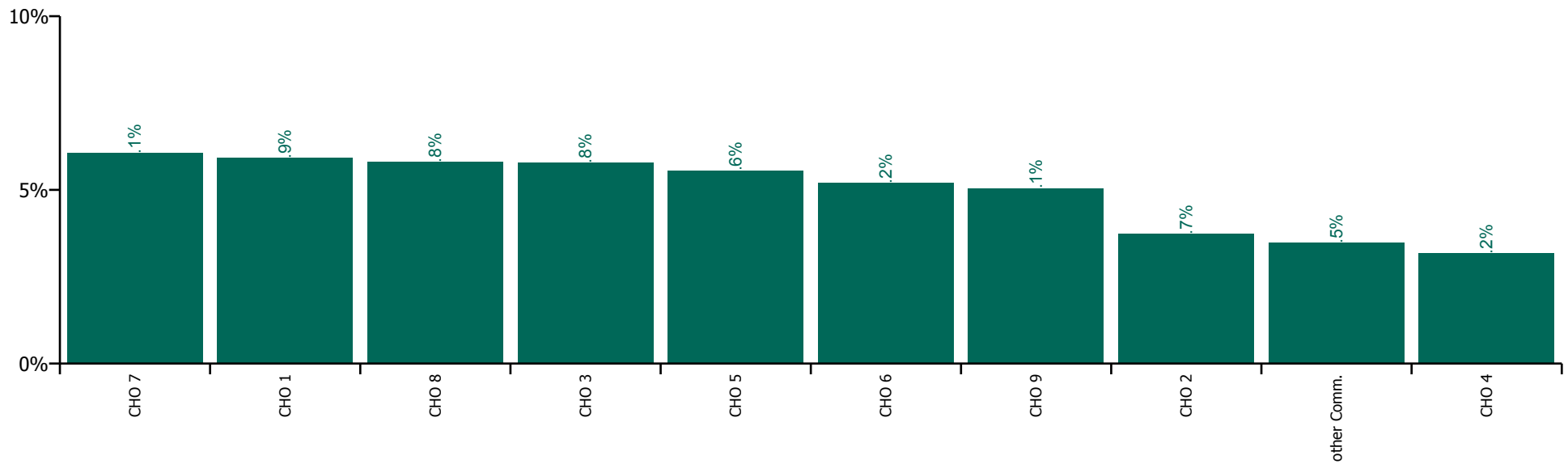
## March 2022

Health Service Absence Rate by Hospital: Mar 2022	Medical & Dental	Nursing & Midwifery	Health & Social Care Professionals	Management & Administrative	General Support	Patient & Client Care	Certified absence	Self-certified absence	Non Covid-19 absence	Covid-19 absence	Total absence rate
<b>Primary Care</b>	<b>3.3%</b>	<b>6.0%</b>	<b>4.3%</b>	<b>5.0%</b>	<b>5.2%</b>	<b>6.6%</b>	<b>4.1%</b>	<b>0.3%</b>	<b>4.4%</b>	<b>0.7%</b>	<b>5.1%</b>
Health Service Executive	2.8%	7.8%	5.2%	5.7%	5.7%	5.8%	4.8%	0.3%	5.1%	0.8%	5.9%
<b>CHO 1</b>	<b>2.8%</b>	<b>7.8%</b>	<b>5.2%</b>	<b>5.7%</b>	<b>5.7%</b>	<b>5.8%</b>	<b>4.8%</b>	<b>0.3%</b>	<b>5.1%</b>	<b>0.8%</b>	<b>5.9%</b>
Health Service Executive	2.6%	4.9%	3.7%	3.7%	1.0%	2.9%	3.1%	0.1%	3.3%	0.5%	3.7%
<b>CHO 2</b>	<b>2.6%</b>	<b>4.9%</b>	<b>3.7%</b>	<b>3.7%</b>	<b>1.0%</b>	<b>2.9%</b>	<b>3.1%</b>	<b>0.1%</b>	<b>3.3%</b>	<b>0.5%</b>	<b>3.7%</b>
Health Service Executive	4.5%	6.2%	5.4%	6.2%	4.2%	5.9%	4.7%	0.3%	5.0%	0.8%	5.8%
<b>CHO 3</b>	<b>4.5%</b>	<b>6.2%</b>	<b>5.4%</b>	<b>6.2%</b>	<b>4.2%</b>	<b>5.9%</b>	<b>4.7%</b>	<b>0.3%</b>	<b>5.0%</b>	<b>0.8%</b>	<b>5.8%</b>
Health Service Executive	2.6%	3.2%	2.7%	3.1%	1.9%	5.4%	2.5%	0.3%	2.8%	0.4%	3.2%
Section 38 Voluntary Agencies	1.2%	3.9%	2.4%	2.1%	4.0%	6.4%	2.6%	0.5%	3.1%	0.4%	3.5%
<b>CHO 4</b>	<b>2.4%</b>	<b>3.2%</b>	<b>2.6%</b>	<b>3.0%</b>	<b>3.5%</b>	<b>5.6%</b>	<b>2.5%</b>	<b>0.3%</b>	<b>2.8%</b>	<b>0.4%</b>	<b>3.2%</b>
Health Service Executive	4.2%	6.6%	5.2%	5.0%	3.0%	7.1%	4.4%	0.3%	4.7%	0.8%	5.6%
<b>CHO 5</b>	<b>4.2%</b>	<b>6.6%</b>	<b>5.2%</b>	<b>5.0%</b>	<b>3.0%</b>	<b>7.1%</b>	<b>4.4%</b>	<b>0.3%</b>	<b>4.7%</b>	<b>0.8%</b>	<b>5.6%</b>
Health Service Executive	5.0%	6.3%	4.3%	5.1%	4.8%	6.5%	4.3%	0.4%	4.7%	0.7%	5.4%
Section 38 Voluntary Agencies	4.2%	15.3%	2.5%	2.6%	5.9%	1.5%	3.2%	0.4%	3.6%	0.4%	4.0%
<b>CHO 6</b>	<b>4.8%</b>	<b>6.6%</b>	<b>4.2%</b>	<b>4.8%</b>	<b>5.3%</b>	<b>5.0%</b>	<b>4.2%</b>	<b>0.4%</b>	<b>4.5%</b>	<b>0.7%</b>	<b>5.2%</b>
Health Service Executive	4.5%	6.4%	4.6%	6.4%	9.9%	8.5%	4.9%	0.4%	5.3%	1.0%	6.2%
Section 38 Voluntary Agencies	0.9%	5.4%	3.9%	3.7%	7.0%	7.5%	4.4%	0.4%	4.7%	0.9%	5.6%
<b>CHO 7</b>	<b>3.9%</b>	<b>6.1%</b>	<b>4.5%</b>	<b>5.9%</b>	<b>8.0%</b>	<b>8.1%</b>	<b>4.7%</b>	<b>0.4%</b>	<b>5.1%</b>	<b>0.9%</b>	<b>6.1%</b>
Health Service Executive	2.4%	7.7%	4.7%	5.4%	6.3%	7.1%	4.8%	0.3%	5.1%	0.7%	5.8%
<b>CHO 8</b>	<b>2.4%</b>	<b>7.7%</b>	<b>4.7%</b>	<b>5.4%</b>	<b>6.3%</b>	<b>7.1%</b>	<b>4.8%</b>	<b>0.3%</b>	<b>5.1%</b>	<b>0.7%</b>	<b>5.8%</b>
Health Service Executive	3.6%	5.5%	3.9%	5.4%	5.6%	8.3%	3.8%	0.3%	4.1%	0.9%	5.1%
<b>CHO 9</b>	<b>3.6%</b>	<b>5.5%</b>	<b>3.9%</b>	<b>5.4%</b>	<b>5.6%</b>	<b>8.3%</b>	<b>3.8%</b>	<b>0.3%</b>	<b>4.1%</b>	<b>0.9%</b>	<b>5.1%</b>
<b>Other Community Services</b>	<b>3.3%</b>	<b>2.3%</b>	<b>5.0%</b>	<b>1.9%</b>	<b>2.9%</b>	<b>8.0%</b>	<b>2.3%</b>	<b>0.3%</b>	<b>2.6%</b>	<b>0.9%</b>	<b>3.5%</b>

Non Covid-19 / Covid-19 absence rates



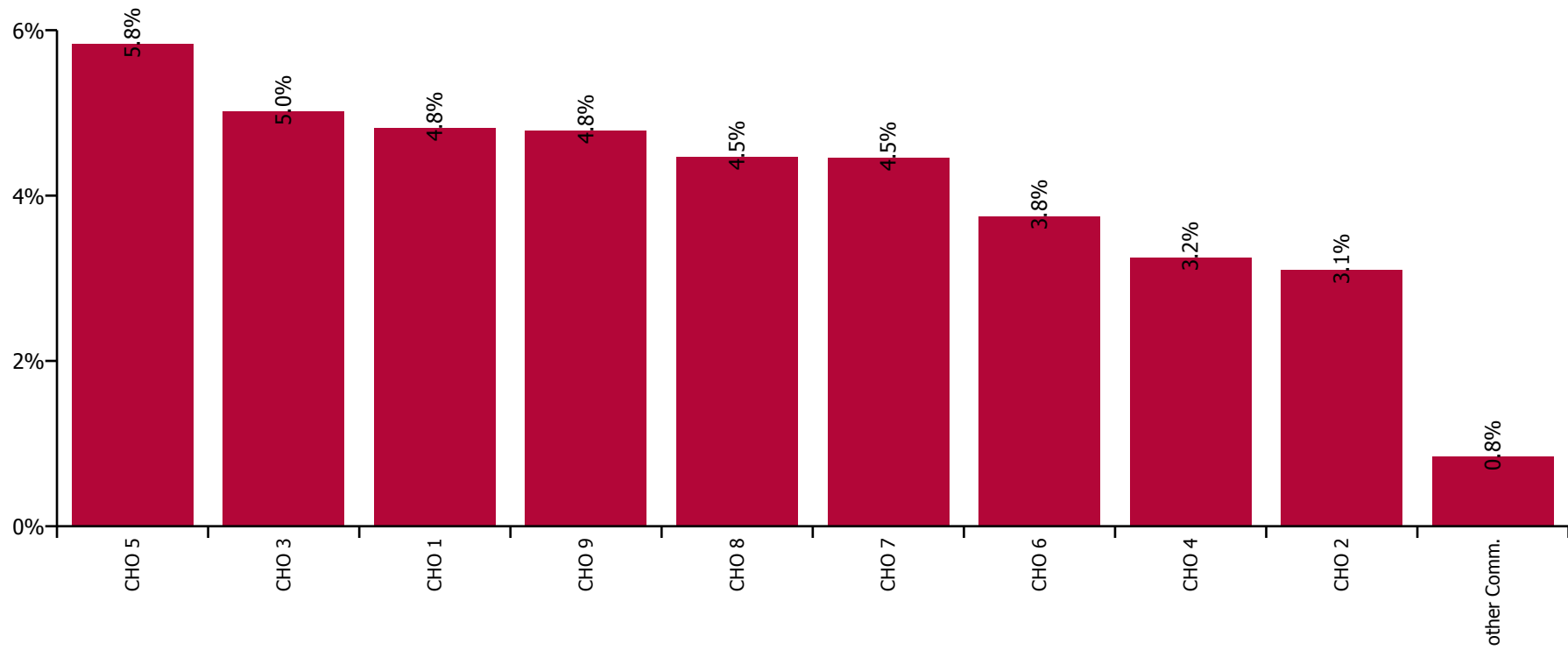
Total absence rate



## March 2022

Health Service Covid-19 Absence Rate - by Staff Category & Hospital: Mar 2022	Medical & Dental	Nursing & Midwifery	Health & Social Care Professionals	Management & Administrative	General Support	Patient & Client Care	Covid-19 absence	Non Covid-19 absence	Total absence rate
<b>Primary Care</b>	<b>2.0%</b>	<b>5.5%</b>	<b>4.4%</b>	<b>8.4%</b>	<b>3.9%</b>	<b>4.9%</b>	<b>4.4%</b>	<b>4.8%</b>	<b>9.2%</b>
Health Service Executive	0.9%	6.3%	4.6%	9.2%	3.3%	6.4%	4.8%	4.4%	9.3%
<b>CHO 1</b>	<b>0.9%</b>	<b>6.3%</b>	<b>4.6%</b>	<b>9.2%</b>	<b>3.3%</b>	<b>6.4%</b>	<b>4.8%</b>	<b>4.4%</b>	<b>9.3%</b>
Health Service Executive	1.6%	5.1%	3.1%	5.9%	1.0%	0.9%	3.1%	3.4%	6.5%
<b>CHO 2</b>	<b>1.6%</b>	<b>5.1%</b>	<b>3.1%</b>	<b>5.9%</b>	<b>1.0%</b>	<b>0.9%</b>	<b>3.1%</b>	<b>3.4%</b>	<b>6.5%</b>
Health Service Executive	0.8%	5.1%	4.5%	9.0%	5.6%	6.7%	5.0%	4.7%	9.7%
<b>CHO 3</b>	<b>0.8%</b>	<b>5.1%</b>	<b>4.5%</b>	<b>9.0%</b>	<b>5.6%</b>	<b>6.7%</b>	<b>5.0%</b>	<b>4.7%</b>	<b>9.7%</b>
Health Service Executive	2.7%	2.7%	3.2%	6.3%	0.0%	4.0%	2.8%	4.6%	7.4%
Section 38 Voluntary Agencies	2.0%	5.0%	0.0%	7.6%	0.0%	13.6%	6.5%	2.2%	8.7%
<b>CHO 4</b>	<b>2.6%</b>	<b>2.8%</b>	<b>3.1%</b>	<b>6.5%</b>	<b>0.0%</b>	<b>5.5%</b>	<b>3.2%</b>	<b>4.3%</b>	<b>7.6%</b>
Health Service Executive	3.1%	6.5%	7.0%	9.4%	3.8%	6.2%	5.8%	5.5%	11.3%
<b>CHO 5</b>	<b>3.1%</b>	<b>6.5%</b>	<b>7.0%</b>	<b>9.4%</b>	<b>3.8%</b>	<b>6.2%</b>	<b>5.8%</b>	<b>5.5%</b>	<b>11.3%</b>
Health Service Executive	1.6%	5.2%	4.3%	10.1%	2.6%	5.1%	4.2%	5.8%	10.0%
Section 38 Voluntary Agencies	0.0%	0.0%	0.0%	0.9%	0.0%	0.0%	0.0%	1.3%	1.3%
<b>CHO 6</b>	<b>1.3%</b>	<b>5.0%</b>	<b>4.2%</b>	<b>9.0%</b>	<b>1.2%</b>	<b>4.1%</b>	<b>3.8%</b>	<b>5.4%</b>	<b>9.1%</b>
Health Service Executive	3.3%	4.7%	3.7%	9.6%	7.0%	4.3%	4.1%	6.1%	10.3%
Section 38 Voluntary Agencies	0.0%	7.0%	5.7%	5.2%	6.7%	4.5%	5.4%	5.3%	10.7%
<b>CHO 7</b>	<b>2.8%</b>	<b>5.4%</b>	<b>4.0%</b>	<b>9.0%</b>	<b>6.8%</b>	<b>4.4%</b>	<b>4.5%</b>	<b>5.9%</b>	<b>10.4%</b>
Health Service Executive	1.5%	5.4%	4.9%	8.5%	2.4%	5.2%	4.5%	5.3%	9.8%
<b>CHO 8</b>	<b>1.5%</b>	<b>5.4%</b>	<b>4.9%</b>	<b>8.5%</b>	<b>2.4%</b>	<b>5.2%</b>	<b>4.5%</b>	<b>5.3%</b>	<b>9.8%</b>
Health Service Executive	2.2%	6.7%	4.3%	8.7%	1.9%	5.1%	4.8%	4.4%	9.2%
<b>CHO 9</b>	<b>2.2%</b>	<b>6.7%</b>	<b>4.3%</b>	<b>8.7%</b>	<b>1.9%</b>	<b>5.1%</b>	<b>4.8%</b>	<b>4.4%</b>	<b>9.2%</b>
<b>Other Community Services</b>	<b>1.6%</b>	<b>1.2%</b>	<b>2.1%</b>	<b>4.4%</b>	<b>0.0%</b>	<b>0.0%</b>	<b>0.8%</b>	<b>3.8%</b>	<b>4.6%</b>

### Covid-19 absence rate



## March 2022

Health Service Absence Rate - by Staff Category: Mar 2022	Certified absence	Self- certified absence	Non Covid-19 absence	Covid-19 absence	Total absence rate	% Non Covid-19 absence	% Covid-19 absence
<b>HSE Primary Care CHO 1</b>	<b>4.1%</b>	<b>0.3%</b>	<b>4.4%</b>	<b>4.8%</b>	<b>9.3%</b>	<b>47.9%</b>	<b>52.1%</b>
Medical & Dental	1.2%	0.1%	1.2%	0.9%	2.2%	56.8%	43.2%
Nursing & Midwifery	6.9%	0.1%	7.0%	6.3%	13.3%	52.6%	47.4%
Health & Social Care Professionals	2.3%	0.3%	2.7%	4.6%	7.3%	36.4%	63.6%
Management & Administrative	4.6%	0.3%	5.0%	4.2%	9.2%	54.1%	45.9%
General Support	2.7%	0.4%	3.1%	3.3%	6.5%	48.3%	51.7%
Patient & Client Care	3.0%	0.5%	3.5%	6.4%	9.8%	35.2%	64.8%

## March 2022

Health Service Absence Rate - by Staff Category: Mar 2022	Certified absence	Self- certified absence	Non Covid-19 absence	Covid-19 absence	Total absence rate	% Non Covid-19 absence	% Covid-19 absence
<b>HSE Primary Care CHO 2</b>	<b>3.3%</b>	<b>0.1%</b>	<b>3.4%</b>	<b>3.1%</b>	<b>6.5%</b>	<b>52.0%</b>	<b>48.0%</b>
Medical & Dental	2.3%	0.1%	2.4%	1.6%	4.0%	59.1%	40.9%
Nursing & Midwifery	4.1%	0.1%	4.2%	5.1%	9.4%	45.0%	55.0%
Health & Social Care Professionals	3.0%	0.1%	3.1%	3.1%	6.2%	49.7%	50.3%
Management & Administrative	3.0%	0.2%	3.2%	2.7%	5.9%	53.8%	46.2%
General Support	3.0%	0.0%	3.0%	1.0%	4.0%	74.4%	25.6%
Patient & Client Care	3.1%	0.0%	3.1%	0.9%	4.0%	78.5%	21.5%

## March 2022

Health Service Absence Rate - by Staff Category: Mar 2022	Certified absence	Self- certified absence	Non Covid-19 absence	Covid-19 absence	Total absence rate	% Non Covid-19 absence	% Covid-19 absence
<b>HSE Primary Care CHO 3</b>	<b>4.3%</b>	<b>0.4%</b>	<b>4.7%</b>	<b>5.0%</b>	<b>9.7%</b>	<b>48.3%</b>	<b>51.7%</b>
Medical & Dental	2.0%	0.2%	2.2%	0.8%	3.0%	73.0%	27.0%
Nursing & Midwifery	6.0%	0.3%	6.3%	5.1%	11.4%	55.3%	44.7%
Health & Social Care Professionals	4.2%	0.3%	4.5%	4.5%	9.0%	49.7%	50.3%
Management & Administrative	3.6%	0.3%	3.9%	5.1%	9.0%	43.1%	56.9%
General Support	5.3%	0.2%	5.5%	5.6%	11.1%	49.4%	50.6%
Patient & Client Care	3.9%	0.9%	4.8%	6.7%	11.5%	41.8%	58.2%

## March 2022

Health Service Absence Rate - by Staff Category: Mar 2022	Certified absence	Self- certified absence	Non Covid-19 absence	Covid-19 absence	Total absence rate	% Non Covid-19 absence	% Covid-19 absence
<b>HSE Primary Care CHO 4</b>	<b>3.2%</b>	<b>1.2%</b>	<b>4.3%</b>	<b>3.2%</b>	<b>7.6%</b>	<b>57.2%</b>	<b>42.8%</b>
Medical & Dental	1.7%	0.5%	2.1%	2.6%	4.7%	45.0%	55.0%
Nursing & Midwifery	4.2%	0.2%	4.4%	2.8%	7.2%	61.3%	38.7%
Health & Social Care Professionals	1.8%	0.6%	2.4%	3.1%	5.6%	43.9%	56.1%
Management & Administrative	4.1%	0.4%	4.5%	2.0%	6.5%	69.8%	30.2%
General Support	4.4%	0.0%	4.4%	0.0%	4.4%	100.0%	0.0%
Patient & Client Care	3.6%	3.7%	7.3%	5.5%	12.8%	56.9%	43.1%



## March 2022

Health Service Absence Rate - by Staff Category: Mar 2022	Certified absence	Self- certified absence	Non Covid-19 absence	Covid-19 absence	Total absence rate	% Non Covid-19 absence	% Covid-19 absence
<b>HSE Primary Care CHO 5</b>	<b>5.1%</b>	<b>0.4%</b>	<b>5.5%</b>	<b>5.8%</b>	<b>11.3%</b>	<b>48.4%</b>	<b>51.6%</b>
Medical & Dental	3.7%	0.2%	3.9%	3.1%	7.0%	55.7%	44.3%
Nursing & Midwifery	6.2%	0.4%	6.6%	6.5%	13.1%	50.2%	49.8%
Health & Social Care Professionals	4.1%	0.3%	4.4%	7.0%	11.4%	38.5%	61.5%
Management & Administrative	4.3%	0.4%	4.7%	4.7%	9.4%	49.7%	50.3%
General Support	5.7%	0.0%	5.7%	3.8%	9.5%	60.2%	39.8%
Patient & Client Care	6.6%	0.6%	7.3%	6.2%	13.4%	54.1%	45.9%

## March 2022

Health Service Absence Rate - by Staff Category: Mar 2022	Certified absence	Self- certified absence	Non Covid-19 absence	Covid-19 absence	Total absence rate	% Non Covid-19 absence	% Covid-19 absence
<b>HSE Primary Care CHO 6</b>	<b>5.1%</b>	<b>0.2%</b>	<b>5.4%</b>	<b>3.8%</b>	<b>9.1%</b>	<b>58.8%</b>	<b>41.2%</b>
Medical & Dental	4.0%	0.1%	4.1%	1.3%	5.4%	75.3%	24.7%
Nursing & Midwifery	7.1%	0.2%	7.4%	5.0%	12.4%	59.3%	40.7%
Health & Social Care Professionals	3.7%	0.3%	4.0%	4.2%	8.2%	48.6%	51.4%
Management & Administrative	5.9%	0.1%	6.0%	3.0%	9.0%	66.3%	33.7%
General Support	0.9%	0.2%	1.1%	1.2%	2.3%	47.3%	52.7%
Patient & Client Care	4.0%	0.5%	4.5%	4.1%	8.6%	51.9%	48.1%

## March 2022

Health Service Absence Rate - by Staff Category: Mar 2022	Certified absence	Self- certified absence	Non Covid-19 absence	Covid-19 absence	Total absence rate	% Non Covid-19 absence	% Covid-19 absence
<b>HSE Primary Care CHO 7</b>	<b>5.5%</b>	<b>0.4%</b>	<b>5.9%</b>	<b>4.5%</b>	<b>10.4%</b>	<b>57.0%</b>	<b>43.0%</b>
Medical & Dental	5.4%	0.1%	5.5%	2.8%	8.4%	66.0%	34.0%
Nursing & Midwifery	5.8%	0.4%	6.3%	5.4%	11.7%	53.5%	46.5%
Health & Social Care Professionals	5.6%	0.3%	5.9%	4.0%	9.9%	59.6%	40.4%
Management & Administrative	5.1%	0.4%	5.5%	3.5%	9.0%	61.2%	38.8%
General Support	6.5%	0.5%	7.0%	6.8%	13.9%	50.7%	49.3%
Patient & Client Care	5.0%	0.6%	5.6%	4.4%	10.0%	56.3%	43.7%

## March 2022

Health Service Absence Rate - by Staff Category: Mar 2022	Certified absence	Self- certified absence	Non Covid-19 absence	Covid-19 absence	Total absence rate	% Non Covid-19 absence	% Covid-19 absence
<b>HSE Primary Care CHO 8</b>	<b>5.0%</b>	<b>0.3%</b>	<b>5.3%</b>	<b>4.5%</b>	<b>9.8%</b>	<b>54.4%</b>	<b>45.6%</b>
Medical & Dental	2.7%	0.0%	2.8%	1.5%	4.3%	64.6%	35.4%
Nursing & Midwifery	5.8%	0.3%	6.1%	5.4%	11.5%	53.1%	46.9%
Health & Social Care Professionals	4.2%	0.5%	4.6%	4.9%	9.6%	48.3%	51.7%
Management & Administrative	4.5%	0.2%	4.6%	3.9%	8.5%	54.6%	45.4%
General Support	11.4%	0.2%	11.6%	2.4%	14.0%	83.0%	17.0%
Patient & Client Care	6.6%	0.5%	7.1%	5.2%	12.2%	57.7%	42.3%

## March 2022

Health Service Absence Rate - by Staff Category: Mar 2022	Certified absence	Self- certified absence	Non Covid-19 absence	Covid-19 absence	Total absence rate	% Non Covid-19 absence	% Covid-19 absence
<b>HSE Primary Care CHO 9</b>	<b>3.8%</b>	<b>0.6%</b>	<b>4.4%</b>	<b>4.8%</b>	<b>9.2%</b>	<b>47.7%</b>	<b>52.3%</b>
Medical & Dental	2.3%	0.2%	2.6%	2.2%	4.8%	53.5%	46.5%
Nursing & Midwifery	4.1%	0.4%	4.5%	6.7%	11.2%	40.3%	59.7%
Health & Social Care Professionals	3.7%	0.5%	4.2%	4.3%	8.5%	49.5%	50.5%
Management & Administrative	3.8%	0.7%	4.5%	4.2%	8.7%	51.9%	48.1%
General Support	5.5%	1.3%	6.7%	1.9%	8.6%	78.5%	21.5%
Patient & Client Care	4.2%	0.6%	4.8%	5.1%	9.9%	48.3%	51.7%

## March 2022

Health Service Absence Rate - by Staff Category: Mar 2022	Certified absence	Self- certified absence	Non Covid-19 absence	Covid-19 absence	Total absence rate	% Non Covid-19 absence	% Covid-19 absence
<b>HSE Primary Care Other Community Services</b>	<b>3.4%</b>	<b>0.4%</b>	<b>3.8%</b>	<b>0.8%</b>	<b>4.6%</b>	<b>81.9%</b>	<b>18.1%</b>
Medical & Dental	1.6%	0.6%	2.2%	1.6%	3.8%	58.1%	41.9%
Nursing & Midwifery	0.0%	0.4%	0.4%	1.2%	1.6%	25.0%	75.0%
Health & Social Care Professionals	4.9%	0.2%	5.1%	2.1%	7.2%	70.6%	29.4%
Management & Administrative	3.8%	0.5%	4.3%	0.1%	4.4%	97.0%	3.0%
General Support	0.0%	0.0%	0.0%	0.0%	0.0%		#DIV/0
Patient & Client Care	4.0%	0.5%	4.6%	0.0%	4.6%	100.0%	0.0%

## March 2022

Cork Dental Hospital absence by Staff Category	Certified absence	Self-certified absence	Non Covid-19 absence	Covid-19 absence	Total absence rate	% Non Covid-19 absence	% Covid-19 absence
<b>Cork Dental Hospital (CHO 4)</b>	<b>1.8%</b>	<b>0.4%</b>	<b>2.2%</b>	<b>6.5%</b>	<b>8.7%</b>	<b>25.2%</b>	<b>74.8%</b>
Medical & Dental	0.2%	0.8%	1.0%	2.0%	3.0%	33.3%	66.7%
Nursing & Midwifery	0.0%	0.0%	0.0%	5.0%	5.0%	0.0%	100.0%
Health & Social Care Professionals	0.0%	2.4%	2.4%	0.0%	2.4%	100.0%	0.0%
Management & Administrative	1.3%	0.6%	1.8%	5.7%	7.6%	24.4%	75.6%
General Support	5.0%	0.0%	5.0%	0.0%	5.0%	100.0%	0.0%
Patient & Client Care	2.7%	0.1%	2.9%	13.6%	16.5%	17.4%	82.6%

## March 2022

Dublin Dental Hospital absence by Staff Category	Certified absence	Self-certified absence	Non Covid-19 absence	Covid-19 absence	Total absence rate	% Non Covid-19 absence	% Covid-19 absence
<b>Dublin Dental Hospital (CHO 6)</b>	<b>1.3%</b>	<b>0.0%</b>	<b>1.3%</b>	<b>0.0%</b>	<b>1.3%</b>	<b>100.0%</b>	<b>0.0%</b>
Medical & Dental	2.3%	0.0%	2.3%	0.0%	2.3%	100.0%	0.0%
Nursing & Midwifery	5.9%	0.0%	5.9%	0.0%	5.9%	100.0%	0.0%
Health & Social Care Professionals	0.0%	0.0%	0.0%	0.0%	0.0%		#DIV/0
Management & Administrative	0.9%	0.0%	0.9%	0.0%	0.9%	100.0%	0.0%
General Support	0.0%	0.0%	0.0%	0.0%	0.0%		
Patient & Client Care	1.1%	0.0%	1.1%	0.0%	1.1%	100.0%	0.0%

## March 2022

Our Lady's Hospice & Care Services absence by Staff Category	Certified absence	Self-certified absence	Non Covid-19 absence	Covid-19 absence	Total absence rate	% Non Covid-19 absence	% Covid-19 absence
<b>Our Lady's Hospice &amp; Care Services (CHO 7)</b>	<b>4.9%</b>	<b>0.3%</b>	<b>5.3%</b>	<b>5.4%</b>	<b>10.7%</b>	<b>49.3%</b>	<b>50.7%</b>
Medical & Dental	1.2%	0.0%	1.2%	0.0%	1.2%	100.0%	0.0%
Nursing & Midwifery	5.6%	0.3%	5.9%	7.0%	12.8%	45.7%	54.3%
Health & Social Care Professionals	6.5%	0.3%	6.8%	5.7%	12.5%	54.5%	45.5%
Management & Administrative	2.9%	0.0%	2.9%	2.3%	5.2%	56.3%	43.7%
General Support	4.5%	0.7%	5.2%	6.7%	11.9%	43.5%	56.5%
Patient & Client Care	5.1%	0.4%	5.6%	4.5%	10.1%	55.2%	44.8%

## Primary Care

Year/ month	Medical & Dental	Nursing & Midwifery	Health & Social Care Professionals	Management & Administrative	General Support	Patient & Client Care	Certified absence	Self-certified absence	Non Covid-19 absence	Covid-19 absence	Total absence rate
<b>2022</b>	<b>4.8%</b>	<b>9.9%</b>	<b>7.3%</b>	<b>7.0%</b>	<b>8.2%</b>	<b>9.8%</b>	<b>4.0%</b>	<b>0.4%</b>	<b>4.4%</b>	<b>3.8%</b>	<b>8.1%</b>
Mar 2022	5.1%	11.3%	8.5%	8.4%	9.1%	10.4%	4.4%	0.4%	4.8%	4.4%	9.2%
Feb 2022	4.0%	8.7%	6.1%	5.4%	6.3%	8.6%	3.9%	0.4%	4.2%	2.6%	6.8%
Jan 2022	5.4%	9.8%	7.2%	7.3%	9.2%	10.3%	3.7%	0.3%	4.0%	4.3%	8.3%
<b>2021</b>	<b>3.5%</b>	<b>6.0%</b>	<b>4.2%</b>	<b>4.4%</b>	<b>5.0%</b>	<b>6.4%</b>	<b>3.8%</b>	<b>0.3%</b>	<b>4.0%</b>	<b>1.0%</b>	<b>5.0%</b>
Dec 2021	4.2%	8.3%	5.8%	5.9%	5.9%	8.7%	4.4%	0.3%	4.7%	2.1%	6.8%
Nov 2021	4.8%	8.0%	5.8%	5.9%	6.4%	8.6%	4.6%	0.4%	5.0%	1.7%	6.7%
Oct 2021	4.1%	6.6%	5.3%	4.9%	5.7%	7.3%	4.4%	0.4%	4.8%	1.0%	5.8%
Sep 2021	4.0%	6.2%	4.6%	4.2%	4.7%	6.5%	4.1%	0.3%	4.4%	0.7%	5.2%
Aug 2021	3.6%	5.8%	4.0%	3.8%	3.9%	6.3%	3.9%	0.2%	4.1%	0.6%	4.7%
Jul 2021	2.8%	4.8%	3.7%	3.8%	4.0%	5.9%	3.7%	0.2%	3.9%	0.4%	4.3%
Jun 2021	2.8%	5.1%	3.3%	3.7%	4.3%	4.8%	3.5%	0.2%	3.7%	0.4%	4.1%
May 2021	2.9%	4.5%	2.9%	3.3%	4.0%	5.0%	3.2%	0.2%	3.4%	0.4%	3.8%
Apr 2021	2.8%	4.2%	2.8%	3.3%	3.6%	4.7%	3.0%	0.2%	3.2%	0.4%	3.6%
Mar 2021	3.3%	4.3%	3.2%	3.3%	3.7%	4.4%	3.0%	0.2%	3.2%	0.5%	3.7%
Feb 2021	3.3%	5.8%	3.8%	4.0%	5.1%	5.9%	3.4%	0.3%	3.6%	1.1%	4.7%
Jan 2021	3.4%	8.5%	5.3%	6.1%	8.9%	8.5%	3.8%	0.1%	3.9%	2.9%	6.8%
<b>2020</b>	<b>3.5%</b>	<b>6.3%</b>	<b>4.6%</b>	<b>5.0%</b>	<b>5.3%</b>	<b>7.0%</b>	<b>4.2%</b>	<b>0.2%</b>	<b>4.4%</b>	<b>1.0%</b>	<b>5.4%</b>
Dec 2020	3.1%	5.7%	4.5%	4.1%	5.3%	5.7%	3.7%	0.2%	3.9%	1.0%	4.8%
Nov 2020	3.4%	5.7%	3.5%	4.0%	4.8%	5.6%	3.7%	0.2%	3.9%	0.7%	4.5%
Oct 2020	3.8%	6.6%	4.0%	5.0%	5.2%	7.6%	4.0%	0.2%	4.2%	1.1%	5.4%
Sep 2020	3.2%	6.0%	4.5%	4.7%	5.2%	7.6%	4.2%	0.2%	4.4%	0.8%	5.2%
Aug 2020	3.2%	5.5%	4.2%	4.4%	4.4%	7.8%	4.3%	0.2%	4.5%	0.4%	4.9%
Jul 2020	2.6%	5.3%	4.1%	3.7%	4.1%	6.3%	3.9%	0.2%	4.1%	0.3%	4.4%
Jun 2020	2.6%	5.2%	3.3%	3.8%	5.0%	5.5%	3.6%	0.1%	3.8%	0.5%	4.2%
May 2020	2.5%	6.6%	3.8%	4.5%	4.8%	5.7%	3.7%	0.1%	3.8%	1.1%	4.9%
Apr 2020	5.2%	10.1%	7.0%	7.0%	5.8%	9.7%	4.6%	0.1%	4.7%	3.3%	7.9%
Mar 2020	6.0%	8.9%	7.6%	7.2%	7.7%	9.9%	5.1%	0.3%	5.4%	2.7%	8.0%
Feb 2020	3.3%	5.1%	4.1%	5.3%	5.8%	6.5%	4.5%	0.4%	4.9%		4.9%
Jan 2020	3.5%	5.1%	4.6%	6.1%	5.1%	7.0%	4.9%	0.4%	5.3%		5.3%
<b>2019</b>	<b>2.8%</b>	<b>5.5%</b>	<b>3.7%</b>	<b>5.0%</b>	<b>5.2%</b>	<b>6.3%</b>	<b>4.3%</b>	<b>0.4%</b>	<b>4.7%</b>		<b>4.7%</b>
Dec 2019	3.6%	5.8%	4.4%	6.2%	5.0%	7.8%	5.0%	0.5%	5.5%		5.5%

Nov 2019	2.8%	5.4%	3.8%	5.8%	5.0%	6.8%	4.6%	0.4%	5.0%		5.0%
Oct 2019	2.6%	5.6%	3.7%	5.5%	5.0%	6.7%	4.5%	0.4%	4.9%		4.9%
Sep 2019	2.2%	5.0%	3.6%	5.0%	7.6%	6.5%	4.3%	0.3%	4.7%		4.7%
Aug 2019	2.9%	5.8%	3.7%	4.8%	5.4%	5.7%	4.5%	0.2%	4.8%		4.8%
Jul 2019	2.9%	5.0%	3.5%	4.4%	5.0%	6.2%	4.2%	0.2%	4.4%		4.4%
Jun 2019	3.2%	5.2%	3.7%	3.9%	4.9%	5.9%	4.1%	0.3%	4.4%		4.4%
May 2019	2.6%	5.5%	3.5%	4.4%	4.6%	5.9%	4.2%	0.3%	4.5%		4.5%
Apr 2019	2.8%	4.7%	3.6%	4.7%	5.4%	6.8%	4.2%	0.4%	4.5%		4.5%
Mar 2019	2.7%	4.9%	3.6%	4.9%	4.7%	6.2%	4.2%	0.4%	4.5%		4.5%
Feb 2019	2.7%	6.9%	3.4%	4.6%	5.7%	6.1%	4.1%	0.8%	5.0%		5.0%
Jan 2019	2.5%	5.8%	3.8%	5.6%	4.6%	5.5%	3.6%	0.6%	4.2%		4.2%

Primary Care

Year/ month	CHO 1	CHO 2	CHO 3	CHO 4	CHO 5	CHO 6	CHO 7	CHO 8	CHO 9	other Comm.	Community Services absence rate	Certified absence	Self-certified absence	Non Covid-19 absence	Covid-19 absence	Total absence rate
2022	8.3%	5.6%	9.5%	6.6%	9.6%	7.3%	9.3%	8.5%	8.3%	4.6%	8.1%	4.0%	0.4%	4.4%	3.8%	8.1%
Mar 2022	9.3%	6.5%	9.7%	7.6%	11.3%	9.1%	10.4%	9.8%	9.2%	4.6%	9.2%	4.4%	0.4%	4.8%	4.4%	9.20%
Feb 2022	7.2%	4.1%	7.3%	5.6%	7.6%	6.2%	8.7%	7.0%	7.1%	3.6%	6.8%	3.9%	0.4%	4.2%	2.6%	6.81%
Jan 2022	8.3%	6.4%	11.4%	6.5%	9.8%	6.6%	8.8%	8.7%	8.6%	5.6%	8.3%	3.7%	0.3%	4.0%	4.3%	8.35%
2021	5.8%	2.8%	5.6%	3.0%	6.1%	4.6%	6.1%	5.8%	5.3%	2.9%	5.0%	3.8%	0.3%	4.0%	1.0%	5.0%
Dec 2021	7.0%	3.9%	8.5%	3.6%	9.4%	6.3%	8.2%	7.6%	7.2%	3.4%	6.8%	4.4%	0.3%	4.7%	2.1%	6.80%
Nov 2021	7.4%	3.5%	7.7%	4.4%	8.1%	6.3%	8.6%	7.4%	7.2%	3.2%	6.7%	4.6%	0.4%	5.0%	1.7%	6.74%
Oct 2021	7.6%	3.0%	6.5%	3.6%	5.8%	5.2%	7.0%	7.0%	5.8%	3.5%	5.8%	4.4%	0.4%	4.8%	1.0%	5.76%
Sep 2021	6.6%	2.7%	6.4%	3.1%	5.5%	5.3%	6.3%	6.2%	5.1%	2.5%	5.2%	4.1%	0.3%	4.4%	0.7%	5.15%
Aug 2021	5.7%	2.5%	5.6%	2.5%	5.4%	4.6%	5.6%	5.2%	5.6%	1.3%	4.7%	3.9%	0.2%	4.1%	0.6%	4.70%
Jul 2021	4.7%	2.1%	5.1%	2.4%	4.8%	3.8%	5.4%	5.2%	5.4%	2.2%	4.3%	3.7%	0.2%	3.9%	0.4%	4.28%
Jun 2021	5.1%	2.2%	4.8%	2.7%	5.5%	3.6%	4.6%	4.3%	4.2%	2.2%	4.1%	3.5%	0.2%	3.7%	0.4%	4.09%
May 2021	4.3%	1.8%	4.5%	2.3%	4.9%	3.2%	4.7%	4.0%	3.4%	2.4%	3.8%	3.2%	0.2%	3.4%	0.4%	3.77%
Apr 2021	4.4%	2.1%	3.8%	1.7%	4.6%	3.2%	4.4%	4.3%	3.6%	1.9%	3.6%	3.0%	0.2%	3.2%	0.4%	3.62%
Mar 2021	4.3%	2.3%	3.1%	2.3%	5.0%	2.9%	4.5%	4.1%	4.0%	2.7%	3.7%	3.0%	0.2%	3.2%	0.5%	3.71%
Feb 2021	4.8%	3.3%	4.1%	3.5%	5.7%	3.9%	5.9%	5.6%	4.7%	3.0%	4.7%	3.4%	0.3%	3.6%	1.1%	4.71%
Jan 2021	7.9%	5.1%	6.2%	3.6%	7.6%	6.3%	8.0%	8.4%	6.8%	6.7%	6.8%	3.8%	0.1%	3.9%	2.9%	6.81%
2020	5.6%	4.2%	5.6%	3.1%	5.2%	5.5%	7.1%	6.0%	5.3%	3.8%	5.4%	4.2%	0.2%	4.4%	1.0%	5.4%
Dec 2020	5.1%	3.9%	5.1%	2.1%	5.1%	3.9%	6.8%	5.5%	5.2%	4.1%	4.8%	3.7%	0.2%	3.9%	1.0%	4.82%
Nov 2020	4.7%	3.9%	4.3%	2.8%	4.7%	3.9%	6.1%	4.6%	4.5%	4.2%	4.5%	3.7%	0.2%	3.9%	0.7%	4.53%
Oct 2020	6.4%	4.7%	4.1%	2.7%	5.4%	4.7%	7.5%	6.1%	4.7%	6.5%	5.4%	4.0%	0.2%	4.2%	1.1%	5.36%
Sep 2020	6.0%	3.5%	4.5%	3.0%	4.8%	4.7%	7.6%	5.7%	4.9%	3.3%	5.2%	4.2%	0.2%	4.4%	0.8%	5.21%
Aug 2020	5.1%	3.8%	5.5%	2.6%	5.1%	4.2%	6.9%	5.4%	4.9%	2.6%	4.9%	4.3%	0.2%	4.5%	0.4%	4.90%
Jul 2020	4.5%	3.3%	4.3%	2.3%	5.4%	4.7%	6.5%	4.8%	4.2%	1.8%	4.4%	3.9%	0.2%	4.1%	0.3%	4.42%
Jun 2020	4.5%	3.0%	4.1%	2.6%	4.3%	3.8%	6.1%	4.8%	3.7%	2.0%	4.2%	3.6%	0.1%	3.8%	0.5%	4.22%
May 2020	5.1%	3.5%	5.1%	3.3%	4.6%	5.6%	6.1%	5.5%	4.8%	1.5%	4.9%	3.7%	0.1%	3.8%	1.1%	4.88%
Apr 2020	7.7%	6.7%	8.2%	5.5%	7.5%	8.3%	9.6%	8.9%	8.3%	4.8%	7.9%	4.6%	0.1%	4.7%	3.3%	7.92%
Mar 2020	8.5%	6.8%	9.3%	3.4%	6.6%	11.3%	9.9%	8.5%	9.2%	7.5%	8.0%	5.1%	0.3%	5.4%	2.7%	8.02%
Feb 2020	4.8%	3.1%	5.7%	3.7%	4.8%	5.7%	5.8%	5.6%	5.1%	4.9%	4.9%	4.5%	0.4%	4.9%		4.90%
Jan 2020	5.1%	4.0%	6.7%	3.4%	4.6%	6.9%	5.9%	6.7%	5.7%	2.7%	5.3%	4.9%	0.4%	5.3%		5.28%
2019	5.8%	3.9%	5.2%	2.8%	5.1%	5.5%	5.4%	5.4%	3.9%		4.7%	4.3%	0.4%	4.7%		4.7%
Dec 2019	5.2%	4.6%	6.4%	3.8%	5.9%	6.0%	5.9%	7.0%	5.6%		5.5%	5.0%	0.5%	5.5%		5.52%
Nov 2019	5.0%	4.1%	5.1%	3.5%	5.1%	6.2%	5.8%	5.8%	5.0%		5.0%	4.6%	0.4%	5.0%		5.01%
Oct 2019	4.5%	4.5%	6.2%	3.1%	4.4%	6.5%	6.0%	5.6%	4.9%		4.9%	4.5%	0.4%	4.9%		4.92%
Sep 2019	5.1%	3.9%	5.0%	2.8%	4.8%	4.7%	6.0%	4.9%	4.7%		4.7%	4.3%	0.3%	4.7%		4.68%
Aug 2019	6.2%	3.9%	5.3%	2.4%	5.4%	5.5%	5.7%	5.6%	4.1%		4.8%	4.5%	0.2%	4.8%		4.77%
Jul 2019	6.0%	3.1%	5.1%	2.3%	5.3%	5.9%	5.6%	4.5%	3.4%		4.4%	4.2%	0.2%	4.4%		4.41%
Jun 2019	6.2%	3.2%	5.3%	2.6%	5.7%	4.6%	5.2%	4.6%	3.2%		4.4%	4.1%	0.3%	4.4%		4.39%
May 2019	5.3%	3.8%	5.2%	2.4%	5.4%	5.6%	4.4%	4.3%	5.8%		4.5%	4.2%	0.3%	4.5%		4.47%
Apr 2019	5.5%	3.9%	5.0%	2.7%	4.6%	5.5%	5.3%	5.1%	3.9%		4.5%	4.2%	0.4%	4.5%		4.53%
Mar 2019	6.2%	3.6%	4.2%	2.6%	4.7%	5.7%	5.3%	4.5%	4.9%		4.5%	4.2%	0.4%	4.5%		4.54%
Feb 2019	7.1%	3.9%	4.9%	3.0%	5.3%	5.7%	5.4%	6.6%	3.4%		5.0%	4.1%	0.8%	5.0%		4.99%
Jan 2019	7.2%	4.2%	5.0%	2.9%	5.1%	4.6%	4.8%	6.2%	1.8%		4.2%	3.6%	0.6%	4.2%		4.15%

