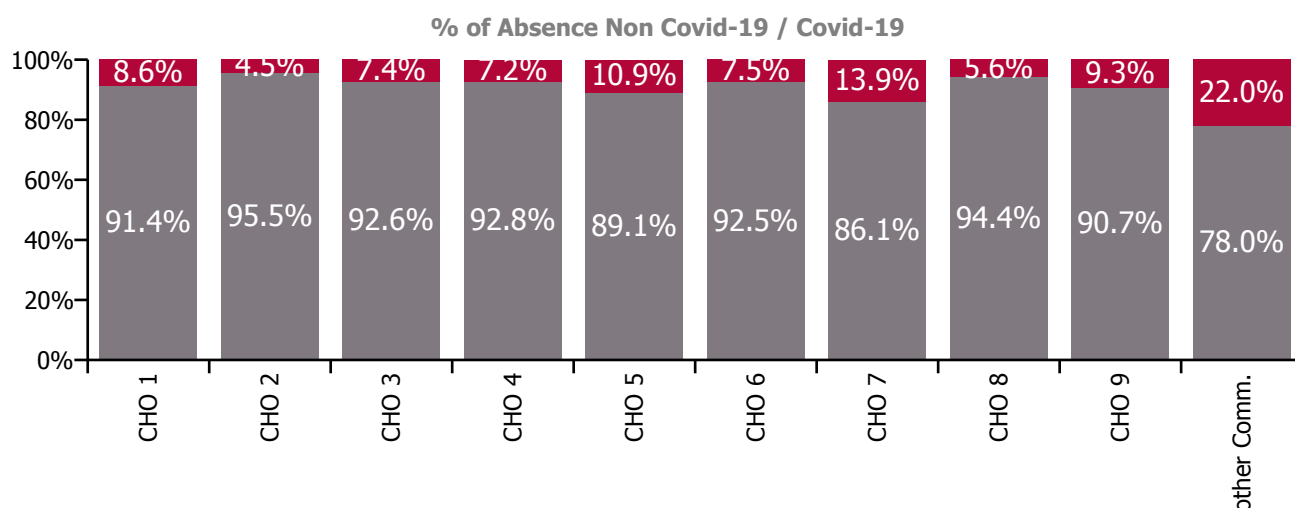
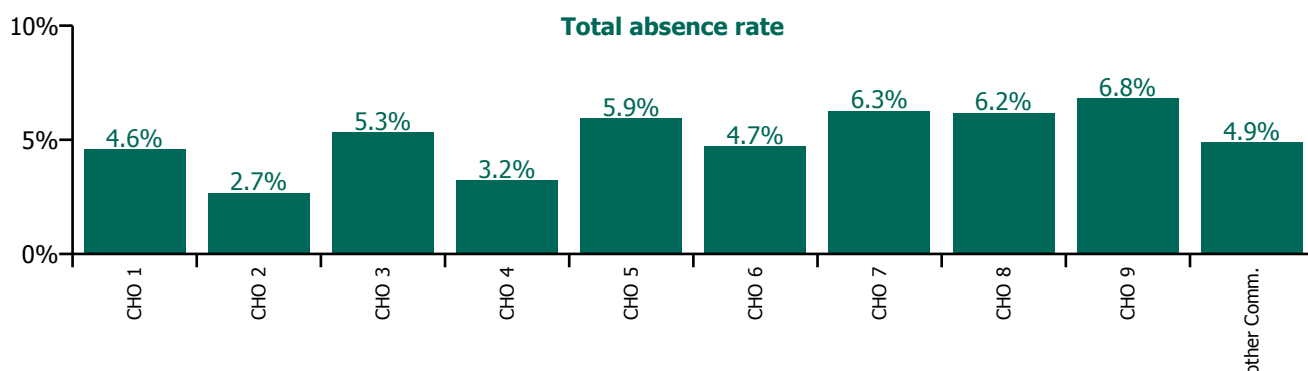


March 2023

| Health Service Absence Rate - by Staff Category: Mar 2023 | Certified absence | Self-certified absence | Non Covid-19 absence | Covid-19 absence | Total absence rate | % Non Covid-19 absence | % Covid-19 absence |
|---|-------------------|------------------------|----------------------|------------------|--------------------|------------------------|--------------------|
| Primary Care | 4.2% | 0.3% | 4.6% | 0.5% | 5.0% | 90.9% | 9.1% |
| Medical & Dental | 3.1% | 0.2% | 3.3% | 0.3% | 3.6% | 91.3% | 8.7% |
| Nursing & Midwifery | 4.7% | 0.3% | 5.0% | 0.6% | 5.6% | 89.6% | 10.4% |
| Health & Social Care Professionals | 3.5% | 0.3% | 3.9% | 0.3% | 4.2% | 91.8% | 8.2% |
| Management & Administrative | 4.2% | 0.4% | 4.6% | 0.4% | 5.0% | 92.7% | 7.3% |
| General Support | 5.0% | 0.3% | 5.2% | 0.7% | 6.0% | 87.7% | 12.3% |
| Patient & Client Care | 5.3% | 0.5% | 5.7% | 0.6% | 6.3% | 90.3% | 9.7% |

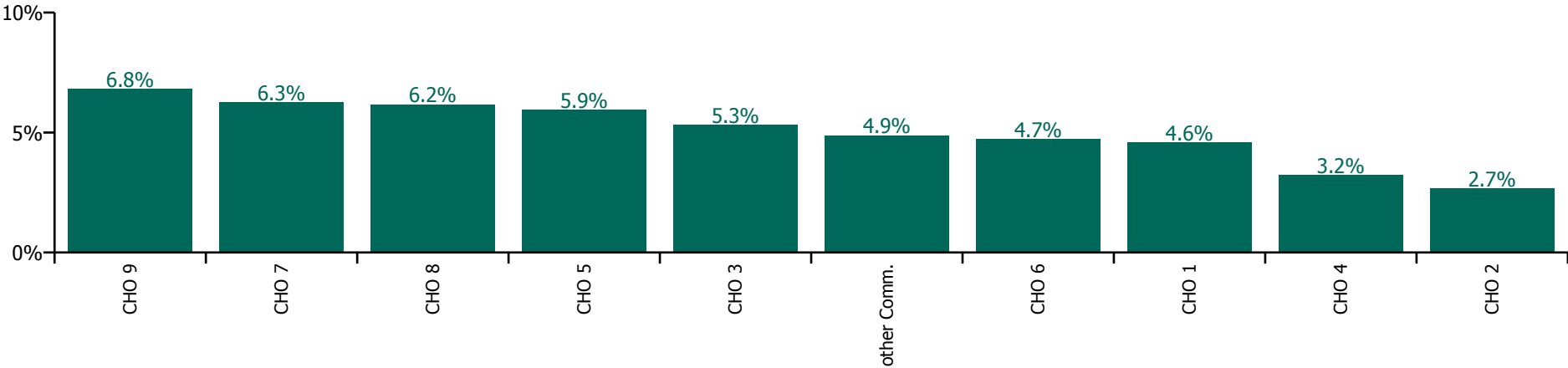
| Health Service Absence Rate - Care Group by CHO: Mar 2023 | Certified absence | Self-certified absence | Non Covid-19 absence | Covid-19 absence | Total absence rate | % Non Covid-19 absence | % Covid-19 absence |
|---|-------------------|------------------------|----------------------|------------------|--------------------|------------------------|--------------------|
| Primary Care | 4.2% | 0.3% | 4.6% | 0.5% | 5.0% | 90.9% | 9.1% |
| CHO 1 | 3.9% | 0.3% | 4.2% | 0.4% | 4.6% | 91.4% | 8.6% |
| CHO 2 | 2.4% | 0.1% | 2.5% | 0.1% | 2.7% | 95.5% | 4.5% |
| CHO 3 | 4.5% | 0.4% | 4.9% | 0.4% | 5.3% | 92.6% | 7.4% |
| CHO 4 | 2.7% | 0.3% | 3.0% | 0.2% | 3.2% | 92.8% | 7.2% |
| CHO 5 | 4.8% | 0.5% | 5.3% | 0.6% | 5.9% | 89.1% | 10.9% |
| CHO 6 | 3.9% | 0.4% | 4.4% | 0.4% | 4.7% | 92.5% | 7.5% |
| CHO 7 | 5.0% | 0.4% | 5.4% | 0.9% | 6.3% | 86.1% | 13.9% |
| CHO 8 | 5.6% | 0.3% | 5.8% | 0.3% | 6.2% | 94.4% | 5.6% |
| CHO 9 | 5.7% | 0.5% | 6.2% | 0.6% | 6.8% | 90.7% | 9.3% |
| Other Community Services | 3.1% | 0.7% | 3.8% | 1.1% | 4.9% | 78.0% | 22.0% |



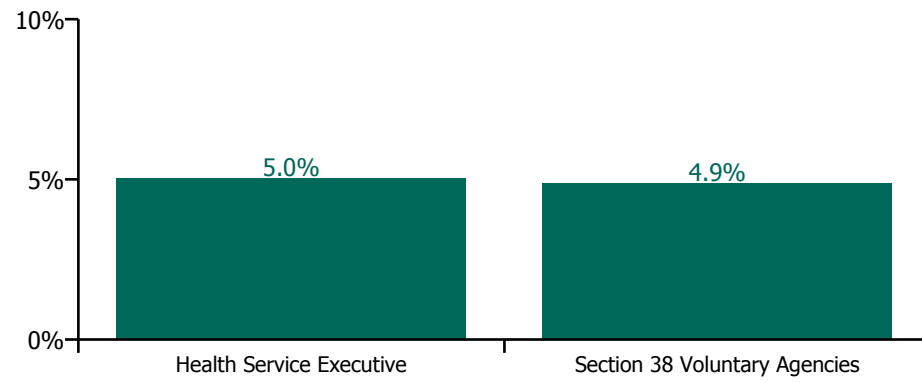
March 2023

| Health Service Absence Rate - by Hospital Group & Staff Category: Mar 2023 | Medical & Dental | Nursing & Midwifery | Health & Social Care Professionals | Management & Administrative | General Support | Patient & Client Care | Certified absence | Self-certified absence | Non Covid-19 absence | Covid-19 absence | Total absence rate |
|--|------------------|---------------------|------------------------------------|-----------------------------|-----------------|-----------------------|-------------------|------------------------|----------------------|------------------|--------------------|
| Primary Care | 3.6% | 5.6% | 4.2% | 5.0% | 6.0% | 6.3% | 4.2% | 0.3% | 4.6% | 0.5% | 5.0% |
| CHO 1 | 1.5% | 4.4% | 3.7% | 5.2% | 7.0% | 5.7% | 3.9% | 0.3% | 4.2% | 0.4% | 4.6% |
| CHO 2 | 0.4% | 2.5% | 2.9% | 3.8% | 0.3% | 2.6% | 2.4% | 0.1% | 2.5% | 0.1% | 2.7% |
| CHO 3 | 1.8% | 5.7% | 5.3% | 6.3% | 3.3% | 5.9% | 4.5% | 0.4% | 4.9% | 0.4% | 5.3% |
| CHO 4 | 4.0% | 3.0% | 3.4% | 3.1% | 0.0% | 3.4% | 2.7% | 0.3% | 3.0% | 0.2% | 3.2% |
| CHO 5 | 4.5% | 7.5% | 4.6% | 6.0% | 4.2% | 6.6% | 4.8% | 0.5% | 5.3% | 0.6% | 5.9% |
| CHO 6 | 5.7% | 4.4% | 4.2% | 5.0% | 6.4% | 4.3% | 3.9% | 0.4% | 4.4% | 0.4% | 4.7% |
| CHO 7 | 3.3% | 7.5% | 5.1% | 5.0% | 9.3% | 7.1% | 5.0% | 0.4% | 5.4% | 0.9% | 6.3% |
| CHO 8 | 4.7% | 7.9% | 5.5% | 4.7% | 8.8% | 8.4% | 5.6% | 0.3% | 5.8% | 0.3% | 6.2% |
| CHO 9 | 5.6% | 7.8% | 4.0% | 7.9% | 3.0% | 11.3% | 5.7% | 0.5% | 6.2% | 0.6% | 6.8% |
| Other Community Services | 0.6% | 0.8% | 8.4% | 2.8% | 23.1% | 6.9% | 3.1% | 0.7% | 3.8% | 1.1% | 4.9% |

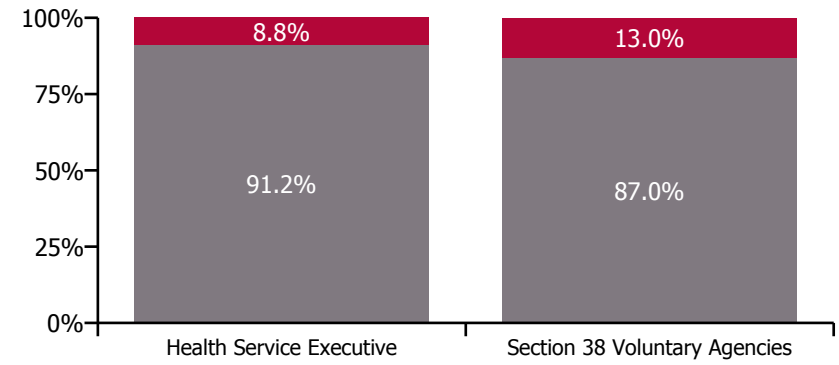
Total absence rate



Total absence rate



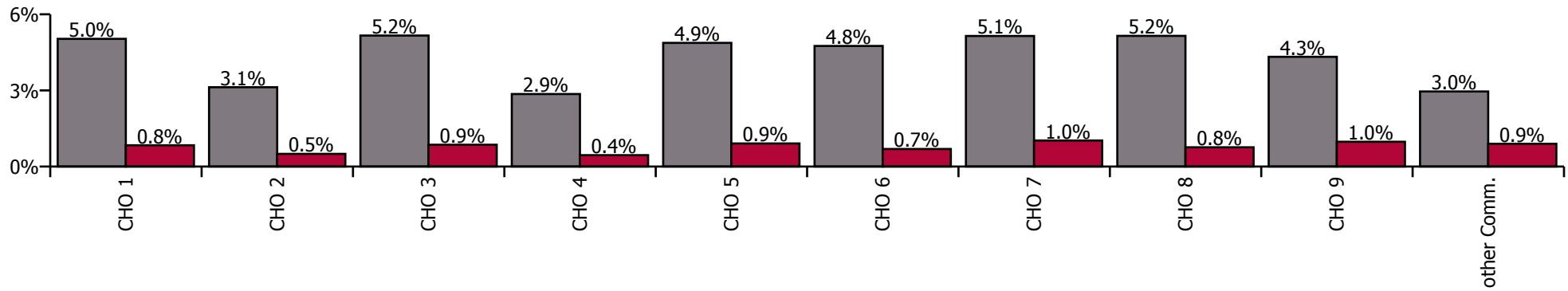
Non Covid-19 & Covid-19 Absence



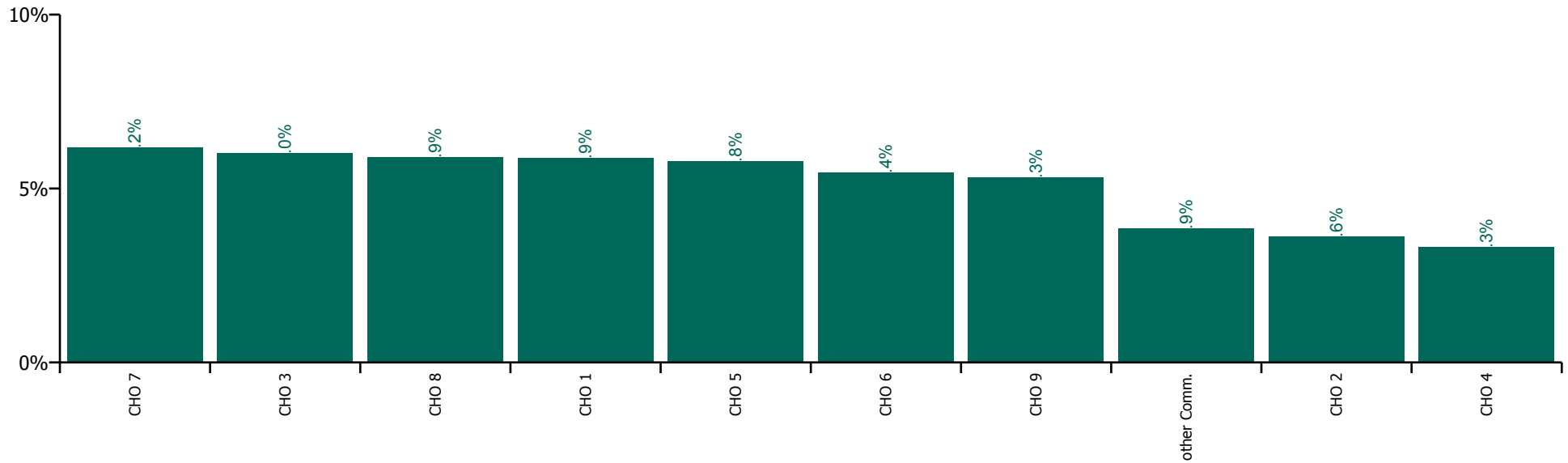
March 2023

| Health Service Absence Rate by Hospital: Mar 2023 | Medical & Dental | Nursing & Midwifery | Health & Social Care Professionals | Management & Administrative | General Support | Patient & Client Care | Certified absence | Self-certified absence | Non Covid-19 absence | Covid-19 absence | Total absence rate |
|---|------------------|---------------------|------------------------------------|-----------------------------|-----------------|-----------------------|-------------------|------------------------|----------------------|------------------|--------------------|
| Primary Care | 3.4% | 6.1% | 4.4% | 5.1% | 5.6% | 6.8% | 4.2% | 0.3% | 4.5% | 0.8% | 5.3% |
| Health Service Executive | 2.7% | 7.5% | 5.2% | 5.6% | 6.3% | 6.1% | 4.7% | 0.3% | 5.0% | 0.8% | 5.9% |
| CHO 1 | 2.7% | 7.5% | 5.2% | 5.6% | 6.3% | 6.1% | 4.7% | 0.3% | 5.0% | 0.8% | 5.9% |
| Health Service Executive | 2.3% | 4.6% | 3.6% | 3.7% | 0.9% | 3.1% | 3.0% | 0.1% | 3.1% | 0.5% | 3.6% |
| CHO 2 | 2.3% | 4.6% | 3.6% | 3.7% | 0.9% | 3.1% | 3.0% | 0.1% | 3.1% | 0.5% | 3.6% |
| Health Service Executive | 4.2% | 6.8% | 5.7% | 6.3% | 4.4% | 6.1% | 4.8% | 0.3% | 5.2% | 0.9% | 6.0% |
| CHO 3 | 4.2% | 6.8% | 5.7% | 6.3% | 4.4% | 6.1% | 4.8% | 0.3% | 5.2% | 0.9% | 6.0% |
| Health Service Executive | 3.0% | 3.2% | 2.8% | 3.1% | 1.8% | 5.8% | 2.6% | 0.3% | 2.9% | 0.5% | 3.3% |
| Section 38 Voluntary Agencies | 1.1% | 3.6% | 1.9% | 2.1% | 3.9% | 6.0% | 2.5% | 0.5% | 2.9% | 0.4% | 3.3% |
| CHO 4 | 2.6% | 3.3% | 2.8% | 3.0% | 3.4% | 5.8% | 2.5% | 0.3% | 2.9% | 0.4% | 3.3% |
| Health Service Executive | 4.6% | 6.8% | 5.3% | 5.2% | 3.5% | 7.0% | 4.5% | 0.3% | 4.9% | 0.9% | 5.8% |
| CHO 5 | 4.6% | 6.8% | 5.3% | 5.2% | 3.5% | 7.0% | 4.5% | 0.3% | 4.9% | 0.9% | 5.8% |
| Health Service Executive | 5.3% | 6.5% | 4.5% | 5.5% | 4.7% | 6.3% | 4.5% | 0.4% | 4.9% | 0.7% | 5.6% |
| Section 38 Voluntary Agencies | 3.7% | 14.2% | 3.5% | 3.9% | 5.4% | 1.3% | 3.7% | 0.3% | 4.0% | 0.4% | 4.5% |
| CHO 6 | 5.0% | 6.9% | 4.5% | 5.3% | 5.0% | 4.8% | 4.4% | 0.4% | 4.8% | 0.7% | 5.4% |
| Health Service Executive | 4.3% | 6.5% | 4.6% | 6.5% | 11.1% | 8.5% | 4.8% | 0.4% | 5.3% | 1.0% | 6.3% |
| Section 38 Voluntary Agencies | 1.7% | 5.8% | 4.4% | 3.5% | 7.1% | 7.9% | 4.5% | 0.4% | 4.9% | 1.0% | 5.9% |
| CHO 7 | 3.9% | 6.3% | 4.6% | 6.0% | 8.5% | 8.2% | 4.7% | 0.4% | 5.1% | 1.0% | 6.2% |
| Health Service Executive | 2.5% | 7.9% | 4.7% | 5.4% | 6.8% | 7.3% | 4.8% | 0.3% | 5.2% | 0.8% | 5.9% |
| CHO 8 | 2.5% | 7.9% | 4.7% | 5.4% | 6.8% | 7.3% | 4.8% | 0.3% | 5.2% | 0.8% | 5.9% |
| Health Service Executive | 3.7% | 5.8% | 4.1% | 5.6% | 6.1% | 8.3% | 4.0% | 0.3% | 4.3% | 1.0% | 5.3% |
| CHO 9 | 3.7% | 5.8% | 4.1% | 5.6% | 6.1% | 8.3% | 4.0% | 0.3% | 4.3% | 1.0% | 5.3% |
| Other Community Services | 3.1% | 3.0% | 4.9% | 2.2% | 10.9% | 8.6% | 2.7% | 0.3% | 3.0% | 0.9% | 3.9% |

Non Covid-19 / Covid-19 absence rates



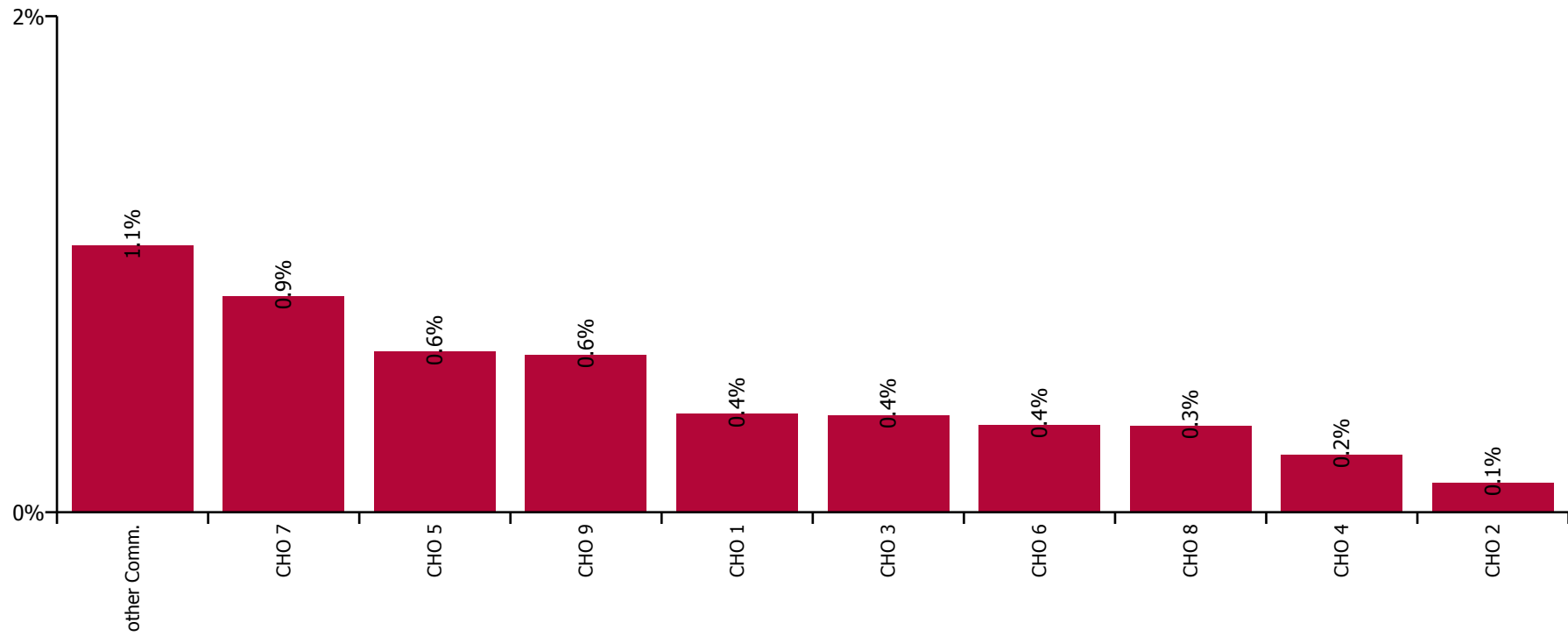
Total absence rate



March 2023

| Health Service Covid-19 Absence Rate - by Staff Category & Hospital: Mar 2023 | Medical & Dental | Nursing & Midwifery | Health & Social Care Professionals | Management & Administrative | General Support | Patient & Client Care | Covid-19 absence | Non Covid-19 absence | Total absence rate |
|---|------------------|---------------------|------------------------------------|-----------------------------|-----------------|-----------------------|------------------|----------------------|--------------------|
| Primary Care | 0.3% | 0.6% | 0.3% | 5.0% | 0.7% | 0.6% | 0.5% | 4.6% | 5.0% |
| Health Service Executive | 0.0% | 0.5% | 0.3% | 5.2% | 0.5% | 0.3% | 0.4% | 4.2% | 4.6% |
| CHO 1 | 0.0% | 0.5% | 0.3% | 5.2% | 0.5% | 0.3% | 0.4% | 4.2% | 4.6% |
| Health Service Executive | 0.0% | 0.2% | 0.0% | 3.8% | 0.0% | 0.0% | 0.1% | 2.5% | 2.7% |
| CHO 2 | 0.0% | 0.2% | 0.0% | 3.8% | 0.0% | 0.0% | 0.1% | 2.5% | 2.7% |
| Health Service Executive | 0.2% | 0.4% | 0.7% | 6.3% | 0.0% | 0.6% | 0.4% | 4.9% | 5.3% |
| CHO 3 | 0.2% | 0.4% | 0.7% | 6.3% | 0.0% | 0.6% | 0.4% | 4.9% | 5.3% |
| Health Service Executive | 0.3% | 0.4% | 0.2% | 3.2% | 0.0% | 0.0% | 0.2% | 3.1% | 3.4% |
| Section 38 Voluntary Agencies | 0.0% | 0.0% | 0.0% | 1.6% | 0.0% | 0.0% | 0.0% | 1.3% | 1.3% |
| CHO 4 | 0.2% | 0.4% | 0.2% | 3.1% | 0.0% | 0.0% | 0.2% | 3.0% | 3.2% |
| Health Service Executive | 1.3% | 0.3% | 0.5% | 6.0% | 0.0% | 1.7% | 0.6% | 5.3% | 5.9% |
| CHO 5 | 1.3% | 0.3% | 0.5% | 6.0% | 0.0% | 1.7% | 0.6% | 5.3% | 5.9% |
| Health Service Executive | 0.2% | 0.4% | 0.2% | 4.5% | 0.0% | 0.7% | 0.4% | 4.4% | 4.8% |
| Section 38 Voluntary Agencies | 0.0% | 1.0% | 0.0% | 8.0% | 0.0% | 0.0% | 0.2% | 4.2% | 4.4% |
| CHO 6 | 0.2% | 0.5% | 0.2% | 5.0% | 0.0% | 0.4% | 0.4% | 4.4% | 4.7% |
| Health Service Executive | 0.3% | 0.7% | 0.5% | 6.0% | 5.7% | 1.2% | 0.9% | 5.5% | 6.4% |
| Section 38 Voluntary Agencies | 0.0% | 1.1% | 1.1% | 1.0% | 0.2% | 1.6% | 0.9% | 5.0% | 6.0% |
| CHO 7 | 0.3% | 0.8% | 0.5% | 5.0% | 2.2% | 1.3% | 0.9% | 5.4% | 6.3% |
| Health Service Executive | 0.0% | 0.6% | 0.4% | 4.7% | 0.0% | 0.0% | 0.3% | 5.8% | 6.2% |
| CHO 8 | 0.0% | 0.6% | 0.4% | 4.7% | 0.0% | 0.0% | 0.3% | 5.8% | 6.2% |
| Health Service Executive | 0.8% | 1.3% | 0.3% | 7.9% | 0.0% | 0.1% | 0.6% | 6.2% | 6.8% |
| CHO 9 | 0.8% | 1.3% | 0.3% | 7.9% | 0.0% | 0.1% | 0.6% | 6.2% | 6.8% |
| Other Community Services | 0.0% | 0.0% | 2.3% | 2.8% | 0.0% | 3.5% | 1.1% | 3.8% | 4.9% |

Covid-19 absence rate



March 2023

| Health Service Absence Rate - by Staff Category: Mar 2023 | Certified absence | Self- certified absence | Non Covid-19 absence | Covid-19 absence | Total absence rate | % Non Covid-19 absence | % Covid-19 absence |
|--|----------------------|-------------------------------|----------------------------|---------------------|--------------------------|------------------------------|--------------------------|
| HSE Primary Care CHO 1 | 3.9% | 0.3% | 4.2% | 0.4% | 4.6% | 91.4% | 8.6% |
| Medical & Dental | 1.4% | 0.1% | 1.5% | 0.0% | 1.5% | 100.0% | 0.0% |
| Nursing & Midwifery | 3.6% | 0.3% | 3.9% | 0.5% | 4.4% | 87.9% | 12.1% |
| Health & Social Care Professionals | 3.0% | 0.4% | 3.4% | 0.3% | 3.7% | 92.3% | 7.7% |
| Management & Administrative | 4.5% | 0.3% | 4.8% | 0.4% | 5.2% | 91.6% | 8.4% |
| General Support | 6.2% | 0.3% | 6.5% | 0.5% | 7.0% | 92.9% | 7.1% |
| Patient & Client Care | 4.9% | 0.4% | 5.4% | 0.3% | 5.7% | 94.3% | 5.7% |

March 2023

| Health Service Absence Rate - by Staff Category: Mar 2023 | Certified absence | Self- certified absence | Non Covid-19 absence | Covid-19 absence | Total absence rate | % Non Covid-19 absence | % Covid-19 absence |
|--|----------------------|-------------------------------|----------------------------|---------------------|--------------------------|------------------------------|--------------------------|
| HSE Primary Care CHO 2 | 2.4% | 0.1% | 2.5% | 0.1% | 2.7% | 95.5% | 4.5% |
| Medical & Dental | 0.4% | 0.0% | 0.4% | 0.0% | 0.4% | 100.0% | 0.0% |
| Nursing & Midwifery | 2.2% | 0.1% | 2.3% | 0.2% | 2.5% | 91.5% | 8.5% |
| Health & Social Care Professionals | 2.9% | 0.1% | 2.9% | 0.0% | 2.9% | 100.0% | 0.0% |
| Management & Administrative | 3.4% | 0.1% | 3.6% | 0.3% | 3.8% | 93.3% | 6.7% |
| General Support | 0.3% | 0.0% | 0.3% | 0.0% | 0.3% | 100.0% | 0.0% |
| Patient & Client Care | 2.4% | 0.2% | 2.6% | 0.0% | 2.6% | 100.0% | 0.0% |

March 2023

| Health Service Absence Rate - by Staff Category: Mar 2023 | Certified absence | Self- certified absence | Non Covid-19 absence | Covid-19 absence | Total absence rate | % Non Covid-19 absence | % Covid-19 absence |
|--|----------------------|-------------------------------|----------------------------|---------------------|--------------------------|------------------------------|--------------------------|
| HSE Primary Care CHO 3 | 4.5% | 0.4% | 4.9% | 0.4% | 5.3% | 92.6% | 7.4% |
| Medical & Dental | 1.6% | 0.1% | 1.6% | 0.2% | 1.8% | 89.1% | 10.9% |
| Nursing & Midwifery | 5.1% | 0.2% | 5.3% | 0.4% | 5.7% | 93.2% | 6.8% |
| Health & Social Care Professionals | 4.0% | 0.6% | 4.6% | 0.7% | 5.3% | 86.4% | 13.6% |
| Management & Administrative | 5.8% | 0.5% | 6.3% | 0.0% | 6.3% | 99.5% | 0.5% |
| General Support | 3.3% | 0.0% | 3.3% | 0.0% | 3.3% | 100.0% | 0.0% |
| Patient & Client Care | 4.8% | 0.5% | 5.3% | 0.6% | 5.9% | 90.2% | 9.8% |

March 2023

| Health Service Absence Rate - by Staff Category: Mar 2023 | Certified absence | Self- certified absence | Non Covid-19 absence | Covid-19 absence | Total absence rate | % Non Covid-19 absence | % Covid-19 absence |
|--|----------------------|-------------------------------|----------------------------|---------------------|--------------------------|------------------------------|--------------------------|
| HSE Primary Care CHO 4 | 2.7% | 0.3% | 3.0% | 0.2% | 3.2% | 92.8% | 7.2% |
| Medical & Dental | 3.5% | 0.3% | 3.7% | 0.2% | 4.0% | 94.4% | 5.6% |
| Nursing & Midwifery | 2.3% | 0.2% | 2.5% | 0.4% | 3.0% | 85.3% | 14.7% |
| Health & Social Care Professionals | 3.0% | 0.2% | 3.3% | 0.2% | 3.4% | 95.3% | 4.7% |
| Management & Administrative | 2.7% | 0.2% | 2.9% | 0.2% | 3.1% | 95.0% | 5.0% |
| General Support | 0.0% | 0.0% | 0.0% | 0.0% | 0.0% | | #DIV/0 |
| Patient & Client Care | 2.6% | 0.7% | 3.4% | 0.0% | 3.4% | 100.0% | 0.0% |

March 2023

| Health Service Absence Rate - by Staff Category: Mar 2023 | Certified absence | Self- certified absence | Non Covid-19 absence | Covid-19 absence | Total absence rate | % Non Covid-19 absence | % Covid-19 absence |
|--|----------------------|-------------------------------|----------------------------|---------------------|--------------------------|------------------------------|--------------------------|
| HSE Primary Care CHO 5 | 4.8% | 0.5% | 5.3% | 0.6% | 5.9% | 89.1% | 10.9% |
| Medical & Dental | 2.5% | 0.7% | 3.2% | 1.3% | 4.5% | 71.2% | 28.8% |
| Nursing & Midwifery | 6.7% | 0.5% | 7.2% | 0.3% | 7.5% | 96.1% | 3.9% |
| Health & Social Care Professionals | 3.4% | 0.6% | 4.0% | 0.5% | 4.6% | 88.1% | 11.9% |
| Management & Administrative | 4.9% | 0.4% | 5.3% | 0.6% | 6.0% | 89.3% | 10.7% |
| General Support | 4.0% | 0.3% | 4.2% | 0.0% | 4.2% | 100.0% | 0.0% |
| Patient & Client Care | 4.2% | 0.6% | 4.8% | 1.7% | 6.6% | 73.3% | 26.7% |

March 2023

| Health Service Absence Rate - by Staff Category: Mar 2023 | Certified absence | Self- certified absence | Non Covid-19 absence | Covid-19 absence | Total absence rate | % Non Covid-19 absence | % Covid-19 absence |
|--|----------------------|-------------------------------|----------------------------|---------------------|--------------------------|------------------------------|--------------------------|
| HSE Primary Care CHO 6 | 3.9% | 0.4% | 4.4% | 0.4% | 4.7% | 92.5% | 7.5% |
| Medical & Dental | 5.0% | 0.5% | 5.5% | 0.2% | 5.7% | 97.0% | 3.0% |
| Nursing & Midwifery | 3.6% | 0.4% | 3.9% | 0.5% | 4.4% | 88.8% | 11.2% |
| Health & Social Care Professionals | 3.7% | 0.3% | 4.0% | 0.2% | 4.2% | 95.0% | 5.0% |
| Management & Administrative | 3.8% | 0.7% | 4.6% | 0.4% | 5.0% | 91.4% | 8.6% |
| General Support | 6.4% | 0.0% | 6.4% | 0.0% | 6.4% | 100.0% | 0.0% |
| Patient & Client Care | 3.6% | 0.3% | 3.9% | 0.4% | 4.3% | 90.3% | 9.7% |

March 2023

| Health Service Absence Rate - by Staff Category: Mar 2023 | Certified absence | Self- certified absence | Non Covid-19 absence | Covid-19 absence | Total absence rate | % Non Covid-19 absence | % Covid-19 absence |
|--|----------------------|-------------------------------|----------------------------|---------------------|--------------------------|------------------------------|--------------------------|
| HSE Primary Care CHO 7 | 5.0% | 0.4% | 5.4% | 0.9% | 6.3% | 86.1% | 13.9% |
| Medical & Dental | 2.8% | 0.3% | 3.1% | 0.3% | 3.3% | 92.1% | 7.9% |
| Nursing & Midwifery | 6.3% | 0.3% | 6.7% | 0.8% | 7.5% | 88.8% | 11.2% |
| Health & Social Care Professionals | 4.1% | 0.4% | 4.5% | 0.5% | 5.1% | 89.2% | 10.8% |
| Management & Administrative | 3.8% | 0.6% | 4.4% | 0.6% | 5.0% | 87.2% | 12.8% |
| General Support | 6.7% | 0.4% | 7.1% | 2.2% | 9.3% | 76.6% | 23.4% |
| Patient & Client Care | 5.3% | 0.4% | 5.7% | 1.3% | 7.1% | 80.9% | 19.1% |

March 2023

| Health Service Absence Rate - by Staff Category: Mar 2023 | Certified absence | Self- certified absence | Non Covid-19 absence | Covid-19 absence | Total absence rate | % Non Covid-19 absence | % Covid-19 absence |
|--|----------------------|-------------------------------|----------------------------|---------------------|--------------------------|------------------------------|--------------------------|
| HSE Primary Care CHO 8 | 5.6% | 0.3% | 5.8% | 0.3% | 6.2% | 94.4% | 5.6% |
| Medical & Dental | 4.6% | 0.0% | 4.7% | 0.0% | 4.7% | 100.0% | 0.0% |
| Nursing & Midwifery | 7.0% | 0.3% | 7.3% | 0.6% | 7.9% | 92.2% | 7.8% |
| Health & Social Care Professionals | 4.9% | 0.3% | 5.1% | 0.4% | 5.5% | 92.5% | 7.5% |
| Management & Administrative | 4.1% | 0.3% | 4.4% | 0.3% | 4.7% | 94.3% | 5.7% |
| General Support | 8.0% | 0.8% | 8.8% | 0.0% | 8.8% | 100.0% | 0.0% |
| Patient & Client Care | 8.1% | 0.2% | 8.4% | 0.0% | 8.4% | 100.0% | 0.0% |

March 2023

| Health Service Absence Rate - by Staff Category: Mar 2023 | Certified absence | Self- certified absence | Non Covid-19 absence | Covid-19 absence | Total absence rate | % Non Covid-19 absence | % Covid-19 absence |
|--|----------------------|-------------------------------|----------------------------|---------------------|--------------------------|------------------------------|--------------------------|
| HSE Primary Care CHO 9 | 5.7% | 0.5% | 6.2% | 0.6% | 6.8% | 90.7% | 9.3% |
| Medical & Dental | 4.6% | 0.2% | 4.8% | 0.8% | 5.6% | 85.2% | 14.8% |
| Nursing & Midwifery | 6.2% | 0.4% | 6.5% | 1.3% | 7.8% | 83.4% | 16.6% |
| Health & Social Care Professionals | 3.2% | 0.4% | 3.7% | 0.3% | 4.0% | 93.0% | 7.0% |
| Management & Administrative | 6.7% | 0.8% | 7.5% | 0.4% | 7.9% | 94.4% | 5.6% |
| General Support | 2.6% | 0.4% | 3.0% | 0.0% | 3.0% | 100.0% | 0.0% |
| Patient & Client Care | 10.6% | 0.5% | 11.1% | 0.1% | 11.3% | 98.7% | 1.3% |

March 2023

| Health Service Absence Rate - by Staff Category: Mar 2023 | Certified absence | Self- certified absence | Non Covid-19 absence | Covid-19 absence | Total absence rate | % Non Covid-19 absence | % Covid-19 absence |
|--|----------------------|-------------------------------|----------------------------|---------------------|--------------------------|------------------------------|--------------------------|
| HSE Primary Care Other Community Services | 3.1% | 0.7% | 3.8% | 1.1% | 4.9% | 78.0% | 22.0% |
| Medical & Dental | 0.0% | 0.6% | 0.6% | 0.0% | 0.6% | 100.0% | 0.0% |
| Nursing & Midwifery | 0.0% | 0.8% | 0.8% | 0.0% | 0.8% | 100.0% | 0.0% |
| Health & Social Care Professionals | 5.3% | 0.8% | 6.1% | 2.3% | 8.4% | 72.9% | 27.1% |
| Management & Administrative | 1.7% | 0.7% | 2.4% | 0.4% | 2.8% | 84.8% | 15.2% |
| General Support | 23.1% | 0.0% | 23.1% | 0.0% | 23.1% | 100.0% | 0.0% |
| Patient & Client Care | 2.6% | 0.8% | 3.4% | 3.5% | 6.9% | 48.6% | 51.4% |

March 2023

| Cork Dental Hospital absence by Staff Category | Certified absence | Self-certified absence | Non Covid-19 absence | Covid-19 absence | Total absence rate | % Non Covid-19 absence | % Covid-19 absence |
|--|-------------------|------------------------|----------------------|------------------|--------------------|------------------------|--------------------|
| Cork Dental Hospital (CHO 4) | 0.9% | 0.4% | 1.3% | 0.0% | 1.3% | 100.0% | 0.0% |
| Medical & Dental | 1.2% | 0.0% | 1.2% | 0.0% | 1.2% | 100.0% | 0.0% |
| Nursing & Midwifery | 0.0% | 0.0% | 0.0% | 0.0% | 0.0% | | #DIV/0 |
| Health & Social Care Professionals | 0.0% | 0.0% | 0.0% | 0.0% | 0.0% | | #DIV/0 |
| Management & Administrative | 1.1% | 0.5% | 1.6% | 0.0% | 1.6% | 100.0% | 0.0% |
| General Support | 0.0% | 0.0% | 0.0% | 0.0% | 0.0% | | |
| Patient & Client Care | 1.3% | 1.0% | 2.3% | 0.0% | 2.3% | 100.0% | 0.0% |

March 2023

| Dublin Dental Hospital absence by Staff Category | Certified absence | Self-certified absence | Non Covid-19 absence | Covid-19 absence | Total absence rate | % Non Covid-19 absence | % Covid-19 absence |
|--|-------------------|------------------------|----------------------|------------------|--------------------|------------------------|--------------------|
| Dublin Dental Hospital (CHO 6) | 4.1% | 0.5% | 4.6% | 0.0% | 4.6% | 100.0% | 0.0% |
| Medical & Dental | 0.0% | 0.0% | 0.0% | 0.0% | 0.0% | | |
| Nursing & Midwifery | 19.3% | 2.8% | 22.0% | 0.0% | 22.0% | 100.0% | 0.0% |
| Health & Social Care Professionals | 0.0% | 0.0% | 0.0% | 0.0% | 0.0% | | #DIV/0 |
| Management & Administrative | 8.0% | 0.9% | 8.9% | 0.0% | 8.9% | 100.0% | 0.0% |
| General Support | 0.0% | 0.0% | 0.0% | 0.0% | 0.0% | | |
| Patient & Client Care | 0.0% | 0.0% | 0.0% | 0.0% | 0.0% | | #DIV/0 |

March 2023

| Our Lady's Hospice & Care, Dublin absence by Staff Category | Certified absence | Self-certified absence | Non Covid-19 absence | Covid-19 absence | Total absence rate | % Non Covid-19 absence | % Covid-19 absence |
|---|-------------------|------------------------|----------------------|------------------|--------------------|------------------------|--------------------|
| Our Lady's Hospice & Care, Dublin (CHO 7) | 5.0% | 0.1% | 5.0% | 0.9% | 6.0% | 84.6% | 15.4% |
| Medical & Dental | 6.9% | 0.0% | 6.9% | 0.0% | 6.9% | 100.0% | 0.0% |
| Nursing & Midwifery | 4.2% | 0.1% | 4.3% | 1.1% | 5.4% | 80.3% | 19.7% |
| Health & Social Care Professionals | 3.3% | 0.0% | 3.3% | 1.1% | 4.4% | 74.7% | 25.3% |
| Management & Administrative | 0.8% | 0.1% | 0.9% | 0.2% | 1.0% | 83.9% | 16.1% |
| General Support | 7.3% | 0.0% | 7.3% | 0.2% | 7.5% | 97.6% | 2.4% |
| Patient & Client Care | 6.9% | 0.1% | 7.0% | 1.6% | 8.7% | 81.0% | 19.0% |

March 2023

| Our Lady's Hospice & Care, Wicklow absence by Staff Category | Certified absence | Self-certified absence | Non Covid-19 absence | Covid-19 absence | Total absence rate | % Non Covid-19 absence | % Covid-19 absence |
|--|-------------------|------------------------|----------------------|------------------|--------------------|------------------------|--------------------|
| Our Lady's Hospice & Care, Wicklow (CHO 6) | 2.8% | 0.6% | 3.4% | 0.7% | 4.1% | 81.8% | 18.2% |
| Medical & Dental | 0.0% | 0.0% | 0.0% | 0.0% | 0.0% | | |
| Nursing & Midwifery | 3.9% | 0.7% | 4.5% | 1.3% | 5.8% | 77.8% | 22.2% |
| Health & Social Care Professionals | 3.7% | 0.0% | 3.7% | 0.0% | 3.7% | 100.0% | 0.0% |
| Management & Administrative | 0.0% | 0.0% | 0.0% | 0.0% | 0.0% | | #DIV/0 |
| General Support | | | | | | | |
| Patient & Client Care | 1.2% | 1.2% | 2.4% | 0.0% | 2.4% | 100.0% | 0.0% |

Primary Care

| Year/ month | Medical & Dental | Nursing & Midwifery | Health & Social Care Professionals | Management & Administrative | General Support | Patient & Client Care | Certified absence | Self-certified absence | Non Covid-19 absence | Covid-19 absence | Total absence rate |
|-------------|------------------|---------------------|------------------------------------|-----------------------------|-----------------|-----------------------|-------------------|------------------------|----------------------|------------------|--------------------|
| 2023 | 3.3% | 6.2% | 4.4% | 5.3% | 6.9% | 7.5% | 4.5% | 0.4% | 4.9% | 0.6% | 5.5% |
| Mar 2023 | 3.6% | 5.6% | 4.2% | 5.0% | 6.0% | 6.3% | 4.2% | 0.3% | 4.6% | 0.5% | 5.0% |
| Feb 2023 | 3.1% | 5.9% | 4.0% | 5.1% | 6.1% | 7.8% | 4.4% | 0.4% | 4.8% | 0.4% | 5.2% |
| Jan 2023 | 3.3% | 7.0% | 5.1% | 5.9% | 8.4% | 8.5% | 4.9% | 0.4% | 5.4% | 0.8% | 6.2% |
| 2022 | 4.0% | 7.6% | 5.6% | 5.9% | 7.7% | 8.0% | 4.2% | 0.4% | 4.6% | 1.9% | 6.5% |
| Dec 2022 | 4.2% | 7.2% | 5.6% | 6.8% | 8.1% | 8.4% | 5.0% | 0.5% | 5.5% | 1.1% | 6.7% |
| Nov 2022 | 3.7% | 6.1% | 4.6% | 5.3% | 6.7% | 7.1% | 4.4% | 0.4% | 4.8% | 0.7% | 5.5% |
| Oct 2022 | 3.7% | 6.4% | 4.9% | 5.5% | 7.7% | 6.7% | 4.5% | 0.5% | 4.9% | 0.7% | 5.7% |
| Sep 2022 | 3.4% | 6.1% | 4.6% | 4.3% | 6.7% | 6.2% | 4.2% | 0.3% | 4.5% | 0.6% | 5.1% |
| Aug 2022 | 3.8% | 6.6% | 4.6% | 5.3% | 7.2% | 6.7% | 4.6% | 0.3% | 4.9% | 0.7% | 5.6% |
| Jul 2022 | 4.1% | 7.7% | 5.9% | 6.3% | 8.3% | 8.7% | 4.5% | 0.3% | 4.8% | 2.0% | 6.8% |
| Jun 2022 | 4.1% | 6.9% | 5.6% | 5.5% | 8.6% | 6.6% | 3.9% | 0.3% | 4.2% | 1.8% | 6.1% |
| May 2022 | 2.8% | 6.2% | 4.2% | 4.3% | 6.1% | 6.6% | 3.9% | 0.3% | 4.2% | 0.9% | 5.1% |
| Apr 2022 | 3.7% | 7.9% | 5.9% | 5.6% | 7.9% | 7.7% | 4.2% | 0.3% | 4.5% | 2.0% | 6.5% |
| Mar 2022 | 5.1% | 11.3% | 8.5% | 8.4% | 9.1% | 10.4% | 4.4% | 0.4% | 4.8% | 4.4% | 9.2% |
| Feb 2022 | 4.0% | 8.7% | 6.1% | 5.4% | 6.3% | 8.6% | 3.9% | 0.4% | 4.2% | 2.6% | 6.8% |
| Jan 2022 | 5.4% | 9.8% | 7.2% | 7.3% | 9.2% | 10.3% | 3.7% | 0.3% | 4.0% | 4.3% | 8.3% |
| 2021 | 3.5% | 6.0% | 4.2% | 4.4% | 5.0% | 6.4% | 3.8% | 0.3% | 4.0% | 1.0% | 5.0% |
| Dec 2021 | 4.2% | 8.3% | 5.8% | 5.9% | 5.9% | 8.7% | 4.4% | 0.3% | 4.7% | 2.1% | 6.8% |
| Nov 2021 | 4.8% | 8.0% | 5.8% | 5.9% | 6.4% | 8.6% | 4.6% | 0.4% | 5.0% | 1.7% | 6.7% |
| Oct 2021 | 4.1% | 6.6% | 5.3% | 4.9% | 5.7% | 7.3% | 4.4% | 0.4% | 4.8% | 1.0% | 5.8% |
| Sep 2021 | 4.0% | 6.2% | 4.6% | 4.2% | 4.7% | 6.5% | 4.1% | 0.3% | 4.4% | 0.7% | 5.2% |
| Aug 2021 | 3.6% | 5.8% | 4.0% | 3.8% | 3.9% | 6.3% | 3.9% | 0.2% | 4.1% | 0.6% | 4.7% |
| Jul 2021 | 2.8% | 4.8% | 3.7% | 3.8% | 4.0% | 5.9% | 3.7% | 0.2% | 3.9% | 0.4% | 4.3% |
| Jun 2021 | 2.8% | 5.1% | 3.3% | 3.7% | 4.3% | 4.8% | 3.5% | 0.2% | 3.7% | 0.4% | 4.1% |
| May 2021 | 2.9% | 4.5% | 2.9% | 3.3% | 4.0% | 5.0% | 3.2% | 0.2% | 3.4% | 0.4% | 3.8% |
| Apr 2021 | 2.8% | 4.2% | 2.8% | 3.3% | 3.6% | 4.7% | 3.0% | 0.2% | 3.2% | 0.4% | 3.6% |
| Mar 2021 | 3.3% | 4.3% | 3.2% | 3.3% | 3.7% | 4.4% | 3.0% | 0.2% | 3.2% | 0.5% | 3.7% |
| Feb 2021 | 3.3% | 5.8% | 3.8% | 4.0% | 5.1% | 5.9% | 3.4% | 0.3% | 3.6% | 1.1% | 4.7% |
| Jan 2021 | 3.4% | 8.5% | 5.3% | 6.1% | 8.9% | 8.5% | 3.8% | 0.1% | 3.9% | 2.9% | 6.8% |
| 2020 | 3.5% | 6.3% | 4.6% | 5.0% | 5.3% | 7.0% | 4.2% | 0.2% | 4.4% | 1.0% | 5.4% |
| Dec 2020 | 3.1% | 5.7% | 4.5% | 4.1% | 5.3% | 5.7% | 3.7% | 0.2% | 3.9% | 1.0% | 4.8% |

| | | | | | | | | | | | |
|----------|------|-------|------|------|------|------|------|------|------|------|------|
| Nov 2020 | 3.4% | 5.7% | 3.5% | 4.0% | 4.8% | 5.6% | 3.7% | 0.2% | 3.9% | 0.7% | 4.5% |
| Oct 2020 | 3.8% | 6.6% | 4.0% | 5.0% | 5.2% | 7.6% | 4.0% | 0.2% | 4.2% | 1.1% | 5.4% |
| Sep 2020 | 3.2% | 6.0% | 4.5% | 4.7% | 5.2% | 7.6% | 4.2% | 0.2% | 4.4% | 0.8% | 5.2% |
| Aug 2020 | 3.2% | 5.5% | 4.2% | 4.4% | 4.4% | 7.8% | 4.3% | 0.2% | 4.5% | 0.4% | 4.9% |
| Jul 2020 | 2.6% | 5.3% | 4.1% | 3.7% | 4.1% | 6.3% | 3.9% | 0.2% | 4.1% | 0.3% | 4.4% |
| Jun 2020 | 2.6% | 5.2% | 3.3% | 3.8% | 5.0% | 5.5% | 3.6% | 0.1% | 3.8% | 0.5% | 4.2% |
| May 2020 | 2.5% | 6.6% | 3.8% | 4.5% | 4.8% | 5.7% | 3.7% | 0.1% | 3.8% | 1.1% | 4.9% |
| Apr 2020 | 5.2% | 10.1% | 7.0% | 7.0% | 5.8% | 9.7% | 4.6% | 0.1% | 4.7% | 3.3% | 7.9% |
| Mar 2020 | 6.0% | 8.9% | 7.6% | 7.2% | 7.7% | 9.9% | 5.1% | 0.3% | 5.4% | 2.7% | 8.0% |
| Feb 2020 | 3.3% | 5.1% | 4.1% | 5.3% | 5.8% | 6.5% | 4.5% | 0.4% | 4.9% | | 4.9% |
| Jan 2020 | 3.5% | 5.1% | 4.6% | 6.1% | 5.1% | 7.0% | 4.9% | 0.4% | 5.3% | | 5.3% |

Primary Care

| Year/ month | CHO 1 | CHO 2 | CHO 3 | CHO 4 | CHO 5 | CHO 6 | CHO 7 | CHO 8 | CHO 9 | other Comm. | Community Services absence rate | Certified absence | Self-certified absence | Non Covid-19 absence | Covid-19 absence | Total absence rate |
|-------------|-------|-------|-------|-------|-------|-------|-------|-------|-------|-------------|---------------------------------|-------------------|------------------------|----------------------|------------------|--------------------|
| 2023 | 5.3% | 3.2% | 5.9% | 3.6% | 5.8% | 5.7% | 6.4% | 6.4% | 6.8% | 5.0% | 5.5% | 4.5% | 0.4% | 4.9% | 0.6% | 5.5% |
| Mar 2023 | 4.6% | 2.7% | 5.3% | 3.2% | 5.9% | 4.7% | 6.3% | 6.2% | 6.8% | 4.9% | 5.0% | 4.2% | 0.3% | 4.6% | 0.5% | 5.02% |
| Feb 2023 | 4.8% | 3.2% | 5.8% | 3.3% | 5.0% | 5.7% | 6.1% | 6.4% | 6.4% | 4.5% | 5.2% | 4.4% | 0.4% | 4.8% | 0.4% | 5.21% |
| Jan 2023 | 6.5% | 3.8% | 6.7% | 4.7% | 6.4% | 6.6% | 6.9% | 6.6% | 7.0% | 5.5% | 6.2% | 4.9% | 0.4% | 5.4% | 0.8% | 6.18% |
| 2022 | 6.5% | 3.8% | 7.8% | 4.7% | 7.6% | 6.7% | 7.5% | 6.9% | 6.9% | 4.7% | 6.5% | 4.2% | 0.4% | 4.6% | 1.9% | 6.5% |
| Dec 2022 | 7.3% | 3.2% | 7.1% | 3.6% | 7.8% | 7.8% | 8.1% | 7.3% | 8.1% | 6.1% | 6.7% | 5.0% | 0.5% | 5.5% | 1.1% | 6.65% |
| Nov 2022 | 5.9% | 1.9% | 7.2% | 4.2% | 5.9% | 5.9% | 6.2% | 6.3% | 6.2% | 5.7% | 5.5% | 4.4% | 0.4% | 4.8% | 0.7% | 5.47% |
| Oct 2022 | 5.7% | 3.2% | 7.6% | 3.9% | 6.1% | 6.1% | 6.4% | 6.1% | 6.5% | 3.8% | 5.7% | 4.5% | 0.5% | 4.9% | 0.7% | 5.67% |
| Sep 2022 | 5.8% | 2.3% | 6.1% | 3.4% | 5.9% | 5.3% | 5.7% | 5.7% | 6.0% | 3.2% | 5.1% | 4.2% | 0.3% | 4.5% | 0.6% | 5.11% |
| Aug 2022 | 6.1% | 2.7% | 7.3% | 3.2% | 7.0% | 6.4% | 6.5% | 6.0% | 6.1% | 2.6% | 5.6% | 4.6% | 0.3% | 4.9% | 0.7% | 5.62% |
| Jul 2022 | 6.4% | 4.3% | 8.7% | 5.3% | 8.2% | 7.7% | 7.7% | 6.6% | 7.2% | 4.2% | 6.8% | 4.5% | 0.3% | 4.8% | 2.0% | 6.78% |
| Jun 2022 | 5.7% | 3.7% | 7.7% | 3.2% | 7.8% | 6.6% | 7.2% | 6.5% | 6.8% | 7.1% | 6.1% | 3.9% | 0.3% | 4.2% | 1.8% | 6.07% |
| May 2022 | 4.3% | 3.2% | 5.9% | 3.9% | 6.0% | 6.0% | 6.0% | 5.5% | 5.1% | 4.0% | 5.1% | 3.9% | 0.3% | 4.2% | 0.9% | 5.08% |
| Apr 2022 | 5.9% | 4.2% | 7.9% | 6.4% | 7.9% | 6.8% | 7.6% | 7.0% | 5.6% | 6.0% | 6.5% | 4.2% | 0.3% | 4.5% | 2.0% | 6.54% |
| Mar 2022 | 9.3% | 6.5% | 9.7% | 7.6% | 11.3% | 9.1% | 10.4% | 9.8% | 9.2% | 4.6% | 9.2% | 4.4% | 0.4% | 4.8% | 4.4% | 9.20% |
| Feb 2022 | 7.2% | 4.1% | 7.3% | 5.6% | 7.6% | 6.2% | 8.7% | 7.0% | 7.1% | 3.6% | 6.8% | 3.9% | 0.4% | 4.2% | 2.6% | 6.81% |
| Jan 2022 | 8.3% | 6.4% | 11.4% | 6.5% | 9.8% | 6.6% | 8.8% | 8.7% | 8.6% | 5.6% | 8.3% | 3.7% | 0.3% | 4.0% | 4.3% | 8.35% |
| 2021 | 5.8% | 2.8% | 5.6% | 3.0% | 6.1% | 4.6% | 6.1% | 5.8% | 5.3% | 2.9% | 5.0% | 3.8% | 0.3% | 4.0% | 1.0% | 5.0% |
| Dec 2021 | 7.0% | 3.9% | 8.5% | 3.6% | 9.4% | 6.3% | 8.2% | 7.6% | 7.2% | 3.4% | 6.8% | 4.4% | 0.3% | 4.7% | 2.1% | 6.80% |
| Nov 2021 | 7.4% | 3.5% | 7.7% | 4.4% | 8.1% | 6.3% | 8.6% | 7.4% | 7.2% | 3.2% | 6.7% | 4.6% | 0.4% | 5.0% | 1.7% | 6.74% |
| Oct 2021 | 7.6% | 3.0% | 6.5% | 3.6% | 5.8% | 5.2% | 7.0% | 7.0% | 5.8% | 3.5% | 5.8% | 4.4% | 0.4% | 4.8% | 1.0% | 5.76% |
| Sep 2021 | 6.6% | 2.7% | 6.4% | 3.1% | 5.5% | 5.3% | 6.3% | 6.2% | 5.1% | 2.5% | 5.2% | 4.1% | 0.3% | 4.4% | 0.7% | 5.15% |
| Aug 2021 | 5.7% | 2.5% | 5.6% | 2.5% | 5.4% | 4.6% | 5.6% | 5.2% | 5.6% | 1.3% | 4.7% | 3.9% | 0.2% | 4.1% | 0.6% | 4.70% |
| Jul 2021 | 4.7% | 2.1% | 5.1% | 2.4% | 4.8% | 3.8% | 5.4% | 5.2% | 5.4% | 2.2% | 4.3% | 3.7% | 0.2% | 3.9% | 0.4% | 4.28% |
| Jun 2021 | 5.1% | 2.2% | 4.8% | 2.7% | 5.5% | 3.6% | 4.6% | 4.3% | 4.2% | 2.2% | 4.1% | 3.5% | 0.2% | 3.7% | 0.4% | 4.09% |
| May 2021 | 4.3% | 1.8% | 4.5% | 2.3% | 4.9% | 3.2% | 4.7% | 4.0% | 3.4% | 2.4% | 3.8% | 3.2% | 0.2% | 3.4% | 0.4% | 3.77% |
| Apr 2021 | 4.4% | 2.1% | 3.8% | 1.7% | 4.6% | 3.2% | 4.4% | 4.3% | 3.6% | 1.9% | 3.6% | 3.0% | 0.2% | 3.2% | 0.4% | 3.62% |
| Mar 2021 | 4.3% | 2.3% | 3.1% | 2.3% | 5.0% | 2.9% | 4.5% | 4.1% | 4.0% | 2.7% | 3.7% | 3.0% | 0.2% | 3.2% | 0.5% | 3.71% |
| Feb 2021 | 4.8% | 3.3% | 4.1% | 3.5% | 5.7% | 3.9% | 5.9% | 5.6% | 4.7% | 3.0% | 4.7% | 3.4% | 0.3% | 3.6% | 1.1% | 4.71% |
| Jan 2021 | 7.9% | 5.1% | 6.2% | 3.6% | 7.6% | 6.3% | 8.0% | 8.4% | 6.8% | 6.7% | 6.8% | 3.8% | 0.1% | 3.9% | 2.9% | 6.81% |
| 2020 | 5.6% | 4.2% | 5.6% | 3.1% | 5.2% | 5.5% | 7.1% | 6.0% | 5.3% | 3.8% | 5.4% | 4.2% | 0.2% | 4.4% | 1.0% | 5.4% |
| Dec 2020 | 5.1% | 3.9% | 5.1% | 2.1% | 5.1% | 3.9% | 6.8% | 5.5% | 5.2% | 4.1% | 4.8% | 3.7% | 0.2% | 3.9% | 1.0% | 4.82% |
| Nov 2020 | 4.7% | 3.9% | 4.3% | 2.8% | 4.7% | 3.9% | 6.1% | 4.6% | 4.5% | 4.2% | 4.5% | 3.7% | 0.2% | 3.9% | 0.7% | 4.53% |
| Oct 2020 | 6.4% | 4.7% | 4.1% | 2.7% | 5.4% | 4.7% | 7.5% | 6.1% | 4.7% | 6.5% | 5.4% | 4.0% | 0.2% | 4.2% | 1.1% | 5.36% |
| Sep 2020 | 6.0% | 3.5% | 4.5% | 3.0% | 4.8% | 4.7% | 7.6% | 5.7% | 4.9% | 3.3% | 5.2% | 4.2% | 0.2% | 4.4% | 0.8% | 5.21% |
| Aug 2020 | 5.1% | 3.8% | 5.5% | 2.6% | 5.1% | 4.2% | 6.9% | 5.4% | 4.9% | 2.6% | 4.9% | 4.3% | 0.2% | 4.5% | 0.4% | 4.90% |
| Jul 2020 | 4.5% | 3.3% | 4.3% | 2.3% | 5.4% | 4.7% | 6.5% | 4.8% | 4.2% | 1.8% | 4.4% | 3.9% | 0.2% | 4.1% | 0.3% | 4.42% |
| Jun 2020 | 4.5% | 3.0% | 4.1% | 2.6% | 4.3% | 3.8% | 6.1% | 4.8% | 3.7% | 2.0% | 4.2% | 3.6% | 0.1% | 3.8% | 0.5% | 4.22% |
| May 2020 | 5.1% | 3.5% | 5.1% | 3.3% | 4.6% | 5.6% | 6.1% | 5.5% | 4.8% | 1.5% | 4.9% | 3.7% | 0.1% | 3.8% | 1.1% | 4.88% |
| Apr 2020 | 7.7% | 6.7% | 8.2% | 5.5% | 7.5% | 8.3% | 9.6% | 8.9% | 8.3% | 4.8% | 7.9% | 4.6% | 0.1% | 4.7% | 3.3% | 7.92% |
| Mar 2020 | 8.5% | 6.8% | 9.3% | 3.4% | 6.6% | 11.3% | 9.9% | 8.5% | 9.2% | 7.5% | 8.0% | 5.1% | 0.3% | 5.4% | 2.7% | 8.02% |
| Feb 2020 | 4.8% | 3.1% | 5.7% | 3.7% | 4.8% | 5.7% | 5.8% | 5.6% | 5.1% | 4.9% | 4.9% | 4.5% | 0.4% | 4.9% | | 4.90% |
| Jan 2020 | 5.1% | 4.0% | 6.7% | 3.4% | 4.6% | 6.9% | 5.9% | 6.7% | 5.7% | 2.7% | 5.3% | 4.9% | 0.4% | 5.3% | | 5.28% |

