November 2022

Health Service Absence Rate - by Staff Category: Nov 2022	Certified absence	Self-certified absence	Non Covid-19 absence	Covid-19 absence	Total absence rate	% Non Covid-19 absence	% Covid-19 absence
Primary Care	**4.4%**	**0.4%**	**4.8%**	**0.7%**	**5.5%**	**87.8%**	**12.2%**
Medical & Dental	2.8%	0.3%	3.0%	0.6%	3.7%	83.1%	16.9%
Nursing & Midwifery	5.0%	0.3%	5.3%	0.8%	6.1%	86.3%	13.7%
Health & Social Care Professionals	3.6%	0.4%	4.0%	0.6%	4.6%	87.0%	13.0%
Management & Administrative	4.3%	0.5%	4.8%	0.5%	5.3%	91.2%	8.8%
General Support	5.6%	0.3%	6.0%	0.7%	6.7%	89.3%	10.7%
Patient & Client Care	5.6%	0.7%	6.3%	0.8%	7.1%	88.9%	11.1%

Health Service Absence Rate - Care Group by CHO: Nov 2022	Certified absence	Self-certified absence	Non Covid-19 absence	Covid-19 absence	Total absence rate	% Non Covid-19 absence	% Covid-19 absence
Primary Care	***4.4%***	***0.4%***	***4.8%***	***0.7%***	**5.5%**	***87.8%***	***12.2%***
CHO 1	5.2%	0.4%	5.6%	0.3%	5.9%	95.0%	5.0%
CHO 2	1.6%	0.2%	1.7%	0.2%	1.9%	90.8%	9.2%
CHO 3	6.3%	0.4%	6.7%	0.5%	7.2%	92.5%	7.5%
CHO 4	3.3%	0.4%	3.7%	0.5%	4.2%	87.9%	12.1%
CHO 5	4.4%	0.6%	5.0%	0.8%	5.9%	85.7%	14.3%
CHO 6	4.9%	0.5%	5.4%	0.5%	5.9%	91.3%	8.7%
CHO 7	4.5%	0.5%	5.1%	1.2%	6.2%	81.2%	18.8%
CHO 8	5.2%	0.3%	5.6%	0.7%	6.3%	88.7%	11.3%
CHO 9	4.7%	0.6%	5.2%	0.9%	6.2%	84.8%	15.2%
Other Community Services	3.9%	0.5%	4.4%	1.3%	5.7%	77.3%	22.7%

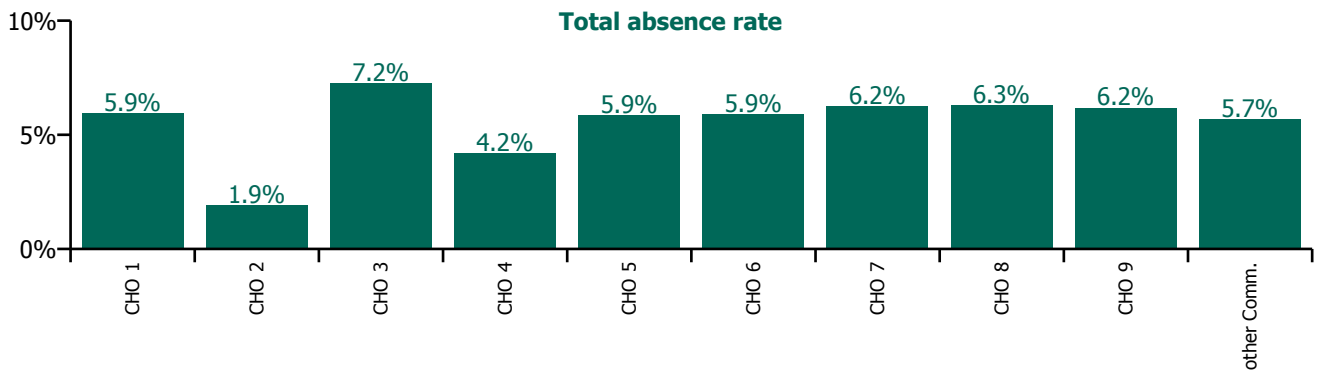

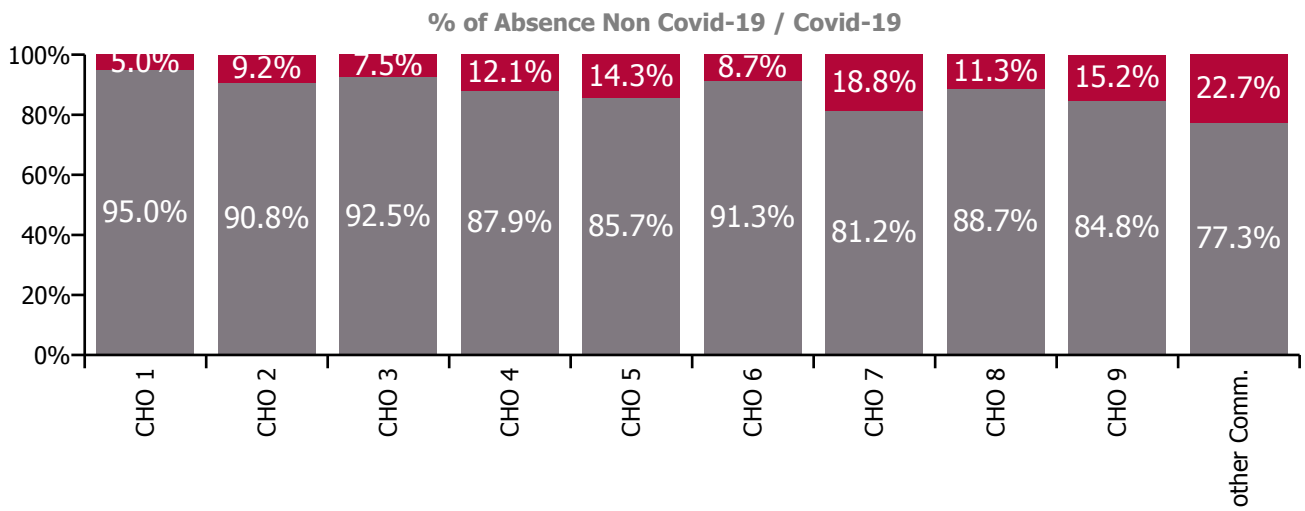

November 2022

Health Service Absence Rate - by Hospital Group & Staff Category: Nov 2022	Medical & Dental	Nursing & Midwifery	Health & Social Care Professionals	Management & Administrative	General Support	Patient & Client Care	*Certified absence*	*Self-certified absence*	*Non Covid-19 absence*	*Covid-19 absence*	Total absence rate
Primary Care	**3.7%**	**6.1%**	**4.6%**	**5.3%**	**6.7%**	**7.1%**	**4.4%**	**0.4%**	**4.8%**	**0.7%**	**5.5%**
CHO 1	1.8%	7.3%	4.5%	5.6%	7.5%	8.0%	*5.2%*	*0.4%*	*5.6%*	*0.3%*	**5.9%**
CHO 2	0.5%	2.1%	2.5%	2.0%	0.0%	1.2%	*1.6%*	*0.2%*	*1.7%*	*0.2%*	**1.9%**
CHO 3	6.0%	8.7%	5.8%	9.3%	2.1%	5.0%	*6.3%*	*0.4%*	*6.7%*	*0.5%*	**7.2%**
CHO 4	4.4%	4.0%	4.0%	2.6%	3.5%	7.5%	*3.3%*	*0.4%*	*3.7%*	*0.5%*	**4.2%**
CHO 5	6.9%	5.2%	5.7%	5.0%	8.0%	8.5%	*4.4%*	*0.6%*	*5.0%*	*0.8%*	**5.9%**
CHO 6	6.3%	6.6%	3.9%	7.9%	2.6%	3.7%	*4.9%*	*0.5%*	*5.4%*	*0.5%*	**5.9%**
CHO 7	3.8%	6.9%	4.2%	5.4%	9.8%	8.2%	*4.5%*	*0.5%*	*5.1%*	*1.2%*	**6.2%**
CHO 8	2.3%	8.6%	5.7%	5.3%	7.6%	7.6%	*5.2%*	*0.3%*	*5.6%*	*0.7%*	**6.3%**
CHO 9	2.9%	6.2%	5.6%	6.5%	7.9%	9.3%	*4.7%*	*0.6%*	*5.2%*	*0.9%*	**6.2%**
Other Community Services	1.1%	9.6%	3.8%	3.8%	40.4%	11.8%	*3.9%*	*0.5%*	*4.4%*	*1.3%*	**5.7%**

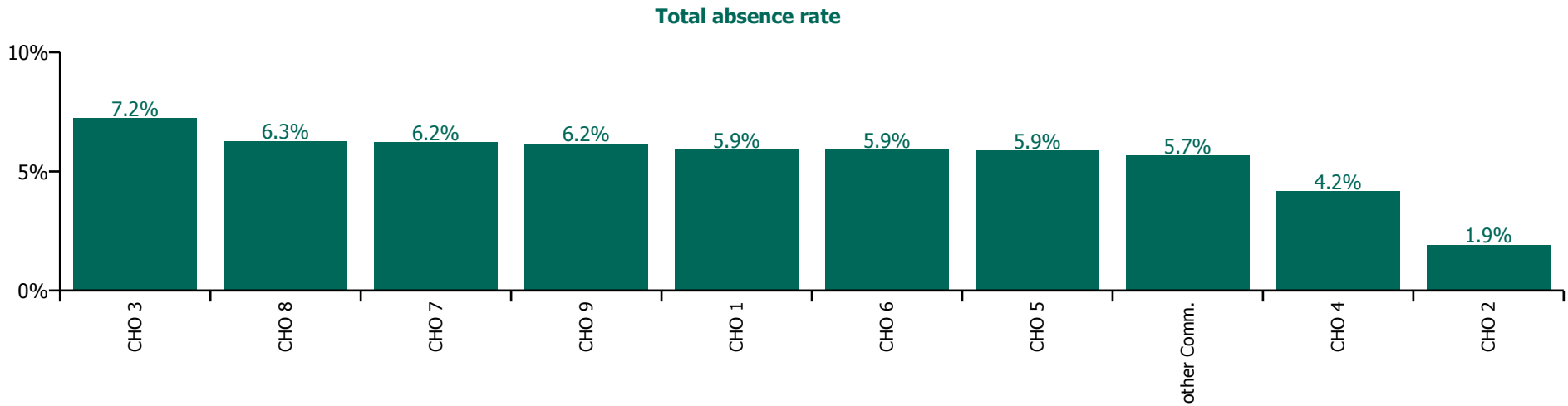

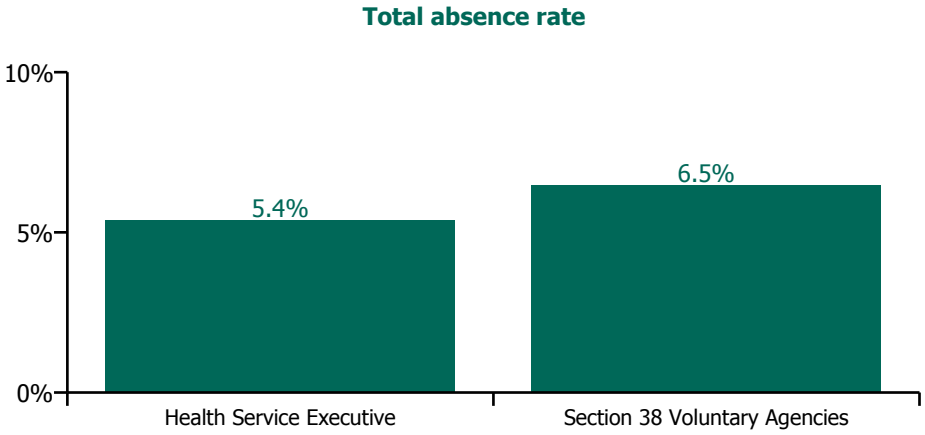
Total absence rate
10%
5%
0%
5.4%
6.5%
Health Service Executive
Section 38 Voluntary Agencies

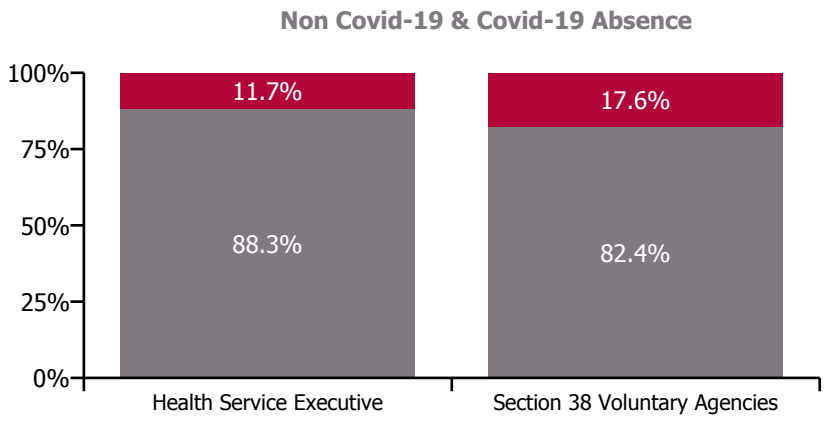
Non Covid-19 & Covid-19 Absence
100%
75%
50%
25%
0%
11.7%
88.3%
17.6%
82.4%
Health Service Executive
Section 38 Voluntary Agencies

November 2022

Health Service Absence Rate by Hospital: Nov 2022	Medical & Dental	Nursing & Midwifery	Health & Social Care Professionals	Management & Administrative	General Support	Patient & Client Care	Certified absence	Self-certified absence	Non Covid-19 absence	Covid-19 absence	Total absence rate
Primary Care	**3.3%**	**6.1%**	**4.4%**	**5.0%**	**5.5%**	**6.7%**	***4.1%***	***0.3%***	***4.4%***	***0.8%***	**5.2%**
Health Service Executive	2.7%	7.6%	5.2%	5.5%	6.2%	5.9%	*4.7%*	*0.3%*	*5.0%*	*0.9%*	**5.9%**
CHO 1	2.7%	7.6%	5.2%	5.5%	6.2%	5.9%	*4.7%*	*0.3%*	*5.0%*	*0.9%*	**5.9%**
Health Service Executive	2.4%	4.7%	3.7%	3.6%	1.0%	3.0%	*3.0%*	*0.1%*	*3.1%*	*0.5%*	**3.7%**
CHO 2	2.4%	4.7%	3.7%	3.6%	1.0%	3.0%	*3.0%*	*0.1%*	*3.1%*	*0.5%*	**3.7%**
Health Service Executive	4.4%	6.7%	5.7%	6.2%	4.5%	6.2%	*4.8%*	*0.3%*	*5.1%*	*0.9%*	**6.0%**
CHO 3	4.4%	6.7%	5.7%	6.2%	4.5%	6.2%	*4.8%*	*0.3%*	*5.1%*	*0.9%*	**6.0%**
Health Service Executive	2.9%	3.2%	2.7%	3.1%	1.9%	5.8%	*2.5%*	*0.3%*	*2.8%*	*0.5%*	**3.3%**
Section 38 Voluntary Agencies	1.2%	3.7%	2.0%	2.1%	3.9%	6.1%	*2.5%*	*0.5%*	*3.0%*	*0.4%*	**3.4%**
CHO 4	2.6%	3.3%	2.7%	3.0%	3.5%	5.9%	*2.5%*	*0.3%*	*2.8%*	*0.5%*	**3.3%**
Health Service Executive	4.6%	6.8%	5.3%	5.1%	3.6%	7.0%	*4.5%*	*0.3%*	*4.8%*	*0.9%*	**5.8%**
CHO 5	4.6%	6.8%	5.3%	5.1%	3.6%	7.0%	*4.5%*	*0.3%*	*4.8%*	*0.9%*	**5.8%**
Health Service Executive	5.1%	6.5%	4.5%	5.5%	4.5%	6.3%	*4.4%*	*0.4%*	*4.8%*	*0.7%*	**5.5%**
Section 38 Voluntary Agencies	3.9%	14.6%	3.3%	3.5%	5.5%	1.4%	*3.6%*	*0.3%*	*3.9%*	*0.4%*	**4.4%**
CHO 6	4.9%	6.8%	4.4%	5.2%	5.0%	4.8%	*4.3%*	*0.4%*	*4.7%*	*0.7%*	**5.4%**
Health Service Executive	4.4%	6.4%	4.6%	6.5%	10.8%	8.4%	*4.8%*	*0.4%*	*5.2%*	*1.0%*	**6.3%**
Section 38 Voluntary Agencies	1.3%	5.7%	4.4%	3.6%	7.1%	7.7%	*4.5%*	*0.4%*	*4.8%*	*1.0%*	**5.8%**
CHO 7	3.9%	6.2%	4.5%	6.0%	8.4%	8.2%	*4.7%*	*0.4%*	*5.1%*	*1.0%*	**6.1%**
Health Service Executive	2.4%	7.8%	4.7%	5.4%	6.6%	7.1%	*4.8%*	*0.3%*	*5.1%*	*0.8%*	**5.9%**
CHO 8	2.4%	7.8%	4.7%	5.4%	6.6%	7.1%	*4.8%*	*0.3%*	*5.1%*	*0.8%*	**5.9%**
Health Service Executive	3.7%	5.6%	4.1%	5.5%	5.9%	8.1%	*3.9%*	*0.3%*	*4.2%*	*1.0%*	**5.2%**
CHO 9	3.7%	5.6%	4.1%	5.5%	5.9%	8.1%	*3.9%*	*0.3%*	*4.2%*	*1.0%*	**5.2%**
Other Community Services	3.3%	2.7%	4.8%	2.1%	8.2%	8.7%	*2.5%*	*0.3%*	*2.8%*	*0.9%*	**3.7%**

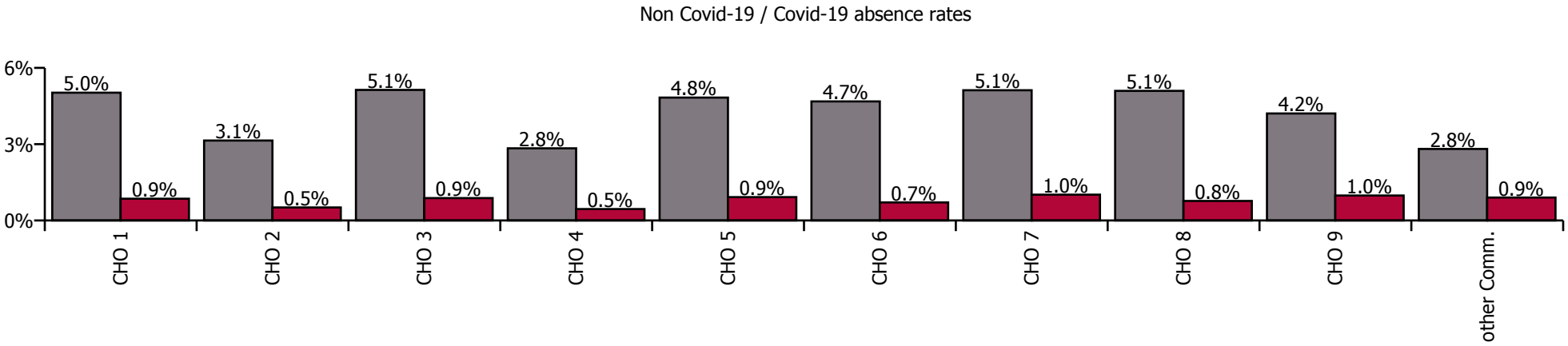
Non Covid-19 / Covid-19 absence rates
6%
3%
0%
5.0%
0.9%
3.1%
0.5%
5.1%
0.9%
2.8%
0.5%
4.8%
0.9%
4.7%
0.7%
5.1%
1.0%
5.1%
0.8%
4.2%
1.0%
2.8%
0.9%
CHO 1
CHO 2
CHO 3
CHO 4
CHO 5
CHO 6
CHO 7
CHO 8
CHO 9
other Comm.

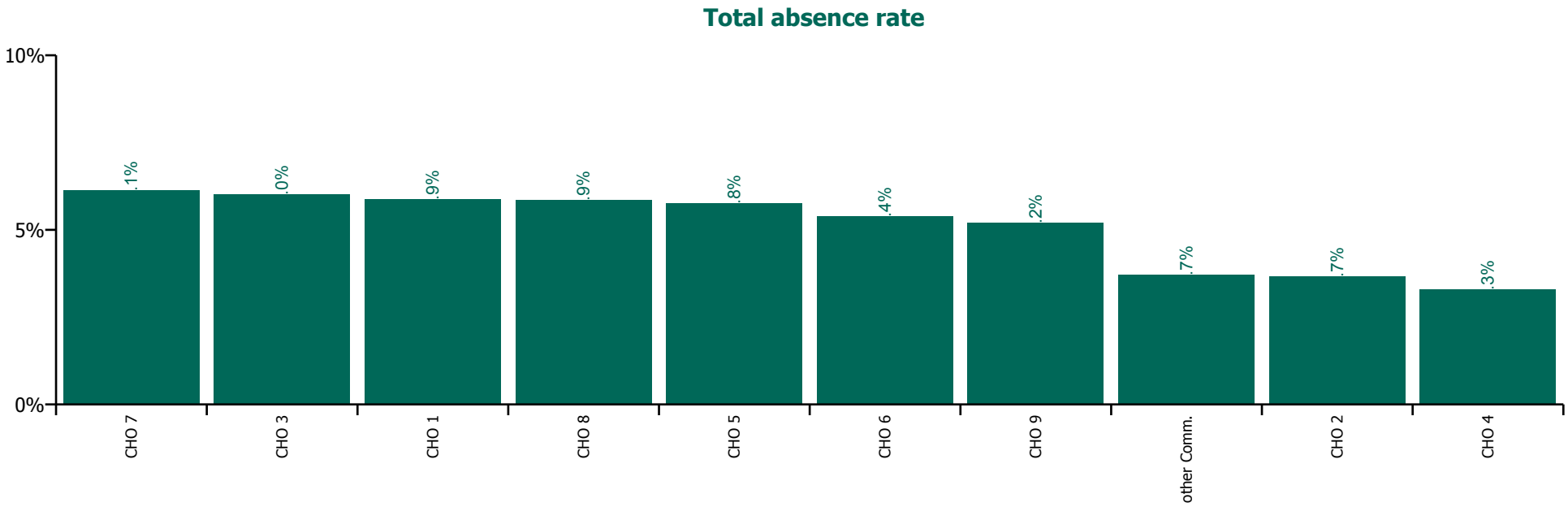
Total absence rate
10%
5%
0%
.1%
.0%
.9%
.9%
.8%
.4%
.2%
.7%
.7%
.3%
CHO 7
CHO 3
CHO 1
CHO 8
CHO 5
CHO 6
CHO 9
other Comm.
CHO 2
CHO 4

November 2022

Health Service Covid-19 Absence Rate - by Staff Category & Hospital: Nov 2022	Medical & Dental	Nursing & Midwifery	Health & Social Care Professionals	Management & Administrative	General Support	Patient & Client Care	*Covid-19 absence*	*Non Covid-19 absence*	Total absence rate
Primary Care	**0.6%**	**0.8%**	**0.6%**	**5.3%**	**0.7%**	**0.8%**	**0.7%**	**4.8%**	**5.5%**
Health Service Executive	0.0%	0.2%	0.5%	5.6%	0.0%	0.1%	*0.3%*	*5.6%*	**5.9%**
CHO 1	0.0%	0.2%	0.5%	5.6%	0.0%	0.1%	*0.3%*	*5.6%*	**5.9%**
Health Service Executive	0.0%	0.1%	0.2%	2.0%	0.0%	0.2%	*0.2%*	*1.7%*	**1.9%**
CHO 2	0.0%	0.1%	0.2%	2.0%	0.0%	0.2%	*0.2%*	*1.7%*	**1.9%**
Health Service Executive	0.5%	0.2%	1.2%	9.3%	0.0%	0.4%	*0.5%*	*6.7%*	**7.2%**
CHO 3	0.5%	0.2%	1.2%	9.3%	0.0%	0.4%	*0.5%*	*6.7%*	**7.2%**
Health Service Executive	1.0%	0.6%	0.6%	2.7%	0.0%	0.8%	*0.6%*	*3.6%*	**4.2%**
Section 38 Voluntary Agencies	0.0%	0.0%	0.0%	1.9%	0.0%	0.0%	*0.0%*	*4.0%*	**4.0%**
CHO 4	0.8%	0.6%	0.6%	2.6%	0.0%	0.5%	*0.5%*	*3.7%*	**4.2%**
Health Service Executive	2.0%	0.7%	0.9%	5.0%	0.6%	1.0%	*0.8%*	*5.0%*	**5.9%**
CHO 5	2.0%	0.7%	0.9%	5.0%	0.6%	1.0%	*0.8%*	*5.0%*	**5.9%**
Health Service Executive	0.1%	0.6%	0.3%	6.8%	0.0%	0.7%	*0.6%*	*4.9%*	**5.5%**
Section 38 Voluntary Agencies	0.0%	1.0%	1.3%	15.6%	0.0%	0.0%	*0.3%*	*7.9%*	**8.2%**
CHO 6	0.1%	0.6%	0.4%	7.9%	0.0%	0.5%	*0.5%*	*5.4%*	**5.9%**
Health Service Executive	0.6%	1.2%	0.5%	6.1%	5.3%	1.3%	*1.0%*	*5.1%*	**6.1%**
Section 38 Voluntary Agencies	0.0%	2.7%	1.1%	2.5%	0.7%	2.1%	*1.7%*	*5.0%*	**6.6%**
CHO 7	0.5%	1.7%	0.6%	5.4%	2.4%	1.6%	*1.2%*	*5.1%*	**6.2%**
Health Service Executive	0.3%	1.3%	0.6%	5.3%	0.0%	0.5%	*0.7%*	*5.6%*	**6.3%**
CHO 8	0.3%	1.3%	0.6%	5.3%	0.0%	0.5%	*0.7%*	*5.6%*	**6.3%**
Health Service Executive	1.3%	1.5%	0.7%	6.5%	0.0%	0.6%	*0.9%*	*5.2%*	**6.2%**
CHO 9	1.3%	1.5%	0.7%	6.5%	0.0%	0.6%	*0.9%*	*5.2%*	**6.2%**
Other Community Services	0.7%	0.0%	1.0%	3.8%	0.0%	5.6%	*1.3%*	*4.4%*	**5.7%**

Covid-19 absence rate

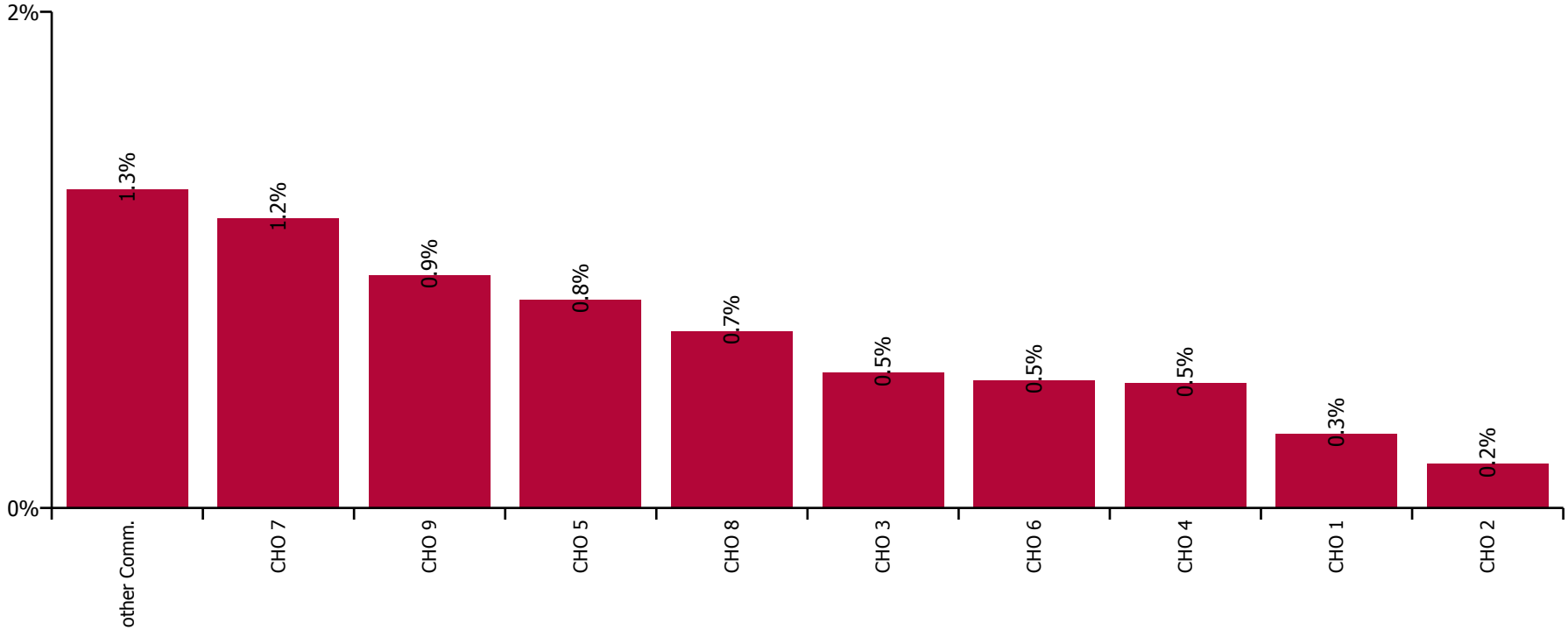

November 2022

Health Service Absence Rate - by Staff Category: Nov 2022	Certified absence	Self-certified absence	Non Covid-19 absence	Covid-19 absence	Total absence rate	% Non Covid-19 absence	% Covid-19 absence
HSE Primary Care CHO 1	**5.2%**	**0.4%**	**5.6%**	**0.3%**	**5.9%**	**95.0%**	**5.0%**
Medical & Dental	1.5%	0.4%	1.8%	0.0%	1.8%	100.0%	0.0%
Nursing & Midwifery	6.8%	0.3%	7.1%	0.2%	7.3%	96.8%	3.2%
Health & Social Care Professionals	3.3%	0.6%	3.9%	0.5%	4.5%	87.8%	12.2%
Management & Administrative	4.7%	0.5%	5.2%	0.4%	5.6%	93.5%	6.5%
General Support	7.2%	0.3%	7.5%	0.0%	7.5%	100.0%	0.0%
Patient & Client Care	7.4%	0.6%	7.9%	0.1%	8.0%	98.8%	1.2%

November 2022

Health Service Absence Rate - by Staff Category: Nov 2022	Certified absence	Self-certified absence	Non Covid-19 absence	Covid-19 absence	Total absence rate	% Non Covid-19 absence	% Covid-19 absence
HSE Primary Care CHO 2	**1.6%**	**0.2%**	**1.7%**	**0.2%**	**1.9%**	**90.8%**	**9.2%**
Medical & Dental	0.4%	0.1%	0.5%	0.0%	0.5%	100.0%	0.0%
Nursing & Midwifery	1.8%	0.2%	2.0%	0.1%	2.1%	96.2%	3.8%
Health & Social Care Professionals	2.2%	0.2%	2.3%	0.2%	2.5%	92.5%	7.5%
Management & Administrative	1.5%	0.1%	1.6%	0.4%	2.0%	81.5%	18.5%
General Support	0.0%	0.0%	0.0%	0.0%	0.0%		#DIV/0
Patient & Client Care	0.7%	0.4%	1.0%	0.2%	1.2%	84.5%	15.5%

November 2022

Health Service Absence Rate - by Staff Category: Nov 2022	Certified absence	Self-certified absence	Non Covid-19 absence	Covid-19 absence	Total absence rate	% Non Covid-19 absence	% Covid-19 absence
HSE Primary Care CHO 3	**6.3%**	**0.4%**	**6.7%**	**0.5%**	**7.2%**	**92.5%**	**7.5%**
Medical & Dental	5.1%	0.4%	5.5%	0.5%	6.0%	91.8%	8.2%
Nursing & Midwifery	8.1%	0.3%	8.4%	0.2%	8.7%	97.3%	2.7%
Health & Social Care Professionals	4.2%	0.4%	4.6%	1.2%	5.8%	79.6%	20.4%
Management & Administrative	8.3%	0.5%	8.8%	0.4%	9.3%	95.2%	4.8%
General Support	1.9%	0.2%	2.1%	0.0%	2.1%	100.0%	0.0%
Patient & Client Care	3.8%	0.8%	4.6%	0.4%	5.0%	92.0%	8.0%

November 2022

Health Service Absence Rate - by Staff Category: Nov 2022	Certified absence	Self-certified absence	Non Covid-19 absence	Covid-19 absence	Total absence rate	% Non Covid-19 absence	% Covid-19 absence
HSE Primary Care CHO 4	**3.3%**	**0.4%**	**3.7%**	**0.5%**	**4.2%**	**87.9%**	**12.1%**
Medical & Dental	3.4%	0.2%	3.6%	0.8%	4.4%	82.1%	17.9%
Nursing & Midwifery	3.1%	0.4%	3.4%	0.6%	4.0%	85.8%	14.2%
Health & Social Care Professionals	3.2%	0.2%	3.4%	0.6%	4.0%	85.4%	14.6%
Management & Administrative	2.2%	0.2%	2.4%	0.2%	2.6%	93.1%	6.9%
General Support	3.5%	0.0%	3.5%	0.0%	3.5%	100.0%	0.0%
Patient & Client Care	5.8%	1.1%	6.9%	0.5%	7.5%	92.7%	7.3%

November 2022

Health Service Absence Rate - by Staff Category: Nov 2022	Certified absence	Self-certified absence	Non Covid-19 absence	Covid-19 absence	Total absence rate	% Non Covid-19 absence	% Covid-19 absence
HSE Primary Care CHO 5	**4.4%**	**0.6%**	**5.0%**	**0.8%**	**5.9%**	**85.7%**	**14.3%**
Medical & Dental	4.5%	0.4%	4.9%	2.0%	6.9%	71.5%	28.5%
Nursing & Midwifery	4.1%	0.4%	4.6%	0.7%	5.2%	87.3%	12.7%
Health & Social Care Professionals	4.1%	0.7%	4.8%	0.9%	5.7%	83.5%	16.5%
Management & Administrative	4.0%	0.6%	4.6%	0.4%	5.0%	92.0%	8.0%
General Support	7.2%	0.2%	7.4%	0.6%	8.0%	93.1%	6.9%
Patient & Client Care	6.6%	0.8%	7.4%	1.0%	8.5%	87.8%	12.2%

November 2022

Health Service Absence Rate - by Staff Category: Nov 2022	Certified absence	Self-certified absence	Non Covid-19 absence	Covid-19 absence	Total absence rate	% Non Covid-19 absence	% Covid-19 absence
HSE Primary Care CHO 6	**4.9%**	**0.5%**	**5.4%**	**0.5%**	**5.9%**	**91.3%**	**8.7%**
Medical & Dental	5.7%	0.5%	6.2%	0.1%	6.3%	98.3%	1.7%
Nursing & Midwifery	5.7%	0.3%	6.0%	0.6%	6.6%	90.2%	9.8%
Health & Social Care Professionals	3.3%	0.3%	3.5%	0.4%	3.9%	91.0%	9.0%
Management & Administrative	6.4%	0.7%	7.2%	0.8%	7.9%	90.4%	9.6%
General Support	2.4%	0.2%	2.6%	0.0%	2.6%	100.0%	0.0%
Patient & Client Care	2.4%	0.8%	3.2%	0.5%	3.7%	87.3%	12.7%

November 2022

Health Service Absence Rate - by Staff Category: Nov 2022	Certified absence	Self-certified absence	Non Covid-19 absence	Covid-19 absence	Total absence rate	% Non Covid-19 absence	% Covid-19 absence
HSE Primary Care CHO 7	**4.5%**	**0.5%**	**5.1%**	**1.2%**	**6.2%**	**81.2%**	**18.8%**
Medical & Dental	3.0%	0.3%	3.3%	0.5%	3.8%	86.7%	13.3%
Nursing & Midwifery	4.8%	0.5%	5.2%	1.7%	6.9%	75.9%	24.1%
Health & Social Care Professionals	3.2%	0.4%	3.6%	0.6%	4.2%	86.2%	13.8%
Management & Administrative	4.3%	0.7%	5.0%	0.4%	5.4%	92.3%	7.7%
General Support	6.9%	0.6%	7.5%	2.4%	9.8%	75.9%	24.1%
Patient & Client Care	5.8%	0.7%	6.6%	1.6%	8.2%	80.4%	19.6%

November 2022

Health Service Absence Rate - by Staff Category: Nov 2022	Certified absence	Self-certified absence	Non Covid-19 absence	Covid-19 absence	Total absence rate	% Non Covid-19 absence	% Covid-19 absence
HSE Primary Care CHO 8	**5.2%**	**0.3%**	**5.6%**	**0.7%**	**6.3%**	**88.7%**	**11.3%**
Medical & Dental	1.9%	0.1%	2.0%	0.3%	2.3%	85.4%	14.6%
Nursing & Midwifery	7.1%	0.2%	7.3%	1.3%	8.6%	85.2%	14.8%
Health & Social Care Professionals	4.7%	0.4%	5.1%	0.6%	5.7%	89.7%	10.3%
Management & Administrative	4.4%	0.4%	4.8%	0.5%	5.3%	91.4%	8.6%
General Support	7.0%	0.6%	7.6%	0.0%	7.6%	100.0%	0.0%
Patient & Client Care	6.4%	0.7%	7.1%	0.5%	7.6%	92.9%	7.1%

November 2022

Health Service Absence Rate - by Staff Category: Nov 2022	Certified absence	Self-certified absence	Non Covid-19 absence	Covid-19 absence	Total absence rate	% Non Covid-19 absence	% Covid-19 absence
HSE Primary Care CHO 9	**4.7%**	**0.6%**	**5.2%**	**0.9%**	**6.2%**	**84.8%**	**15.2%**
Medical & Dental	1.2%	0.4%	1.6%	1.3%	2.9%	55.3%	44.7%
Nursing & Midwifery	4.3%	0.4%	4.7%	1.5%	6.2%	75.6%	24.4%
Health & Social Care Professionals	4.3%	0.6%	5.0%	0.7%	5.6%	88.2%	11.8%
Management & Administrative	5.0%	0.7%	5.8%	0.7%	6.5%	88.6%	11.4%
General Support	7.6%	0.3%	7.9%	0.0%	7.9%	100.0%	0.0%
Patient & Client Care	8.1%	0.6%	8.7%	0.6%	9.3%	94.0%	6.0%

November 2022

Health Service Absence Rate - by Staff Category: Nov 2022	Certified absence	Self-certified absence	Non Covid-19 absence	Covid-19 absence	Total absence rate	% Non Covid-19 absence	% Covid-19 absence
HSE Primary Care Other Community Services	**3.9%**	**0.5%**	**4.4%**	**1.3%**	**5.7%**	**77.3%**	**22.7%**
Medical & Dental	0.0%	0.4%	0.4%	0.7%	1.1%	34.8%	65.2%
Nursing & Midwifery	8.6%	1.0%	9.6%	0.0%	9.6%	100.0%	0.0%
Health & Social Care Professionals	2.7%	0.2%	2.8%	1.0%	3.8%	74.2%	25.8%
Management & Administrative	2.5%	0.4%	2.9%	0.9%	3.8%	76.3%	23.7%
General Support	38.6%	1.8%	40.4%	0.0%	40.4%	100.0%	0.0%
Patient & Client Care	5.0%	1.2%	6.2%	5.6%	11.8%	52.7%	47.3%

November 2022

Cork Dental Hospital absence by Staff Category	Certified absence	Self-certified absence	Non Covid-19 absence	Covid-19 absence	Total absence rate	% Non Covid-19 absence	% Covid-19 absence
Cork Dental Hospital (CHO 4)	***3.5%***	***0.5%***	**4.0%**	***0.0%***	**4.0%**	***100.0%***	***0.0%***
Medical & Dental	0.0%	0.2%	0.2%	0.0%	0.2%	100.0%	0.0%
Nursing & Midwifery	7.5%	0.0%	7.5%	0.0%	7.5%	100.0%	0.0%
Health & Social Care Professionals	0.0%	0.0%	0.0%	0.0%	0.0%		#DIV/0
Management & Administrative	1.9%	0.0%	1.9%	0.0%	1.9%	100.0%	0.0%
General Support	3.9%	0.0%	3.9%	0.0%	3.9%	100.0%	0.0%
Patient & Client Care	7.2%	1.5%	8.7%	0.0%	8.7%	100.0%	0.0%

November 2022

Dublin Dental Hospital absence by Staff Category	Certified absence	Self-certified absence	Non Covid-19 absence	Covid-19 absence	Total absence rate	% Non Covid-19 absence	% Covid-19 absence
Dublin Dental Hospital (CHO 6)	***8.5%***	***0.0%***	**8.5%**	***0.0%***	**8.5%**	***100.0%***	***0.0%***
Medical & Dental	8.0%	0.0%	8.0%	0.0%	8.0%	100.0%	0.0%
Nursing & Midwifery	28.0%	0.0%	28.0%	0.0%	28.0%	100.0%	0.0%
Health & Social Care Professionals	0.0%	0.0%	0.0%	0.0%	0.0%		#DIV/0
Management & Administrative	16.7%	0.0%	16.7%	0.0%	16.7%	100.0%	0.0%
General Support	2.6%	0.0%	2.6%	0.0%	2.6%	100.0%	0.0%
Patient & Client Care	0.0%	0.0%	0.0%	0.0%	0.0%		#DIV/0

November 2022

Our Lady's Hospice & Care, Dublin absence by Staff Category	Certified absence	Self-certified absence	Non Covid-19 absence	Covid-19 absence	Total absence rate	% Non Covid-19 absence	% Covid-19 absence
Our Lady's Hospice & Care, Dublin (CHO 7)	***4.5%***	***0.5%***	**5.0%**	***1.7%***	**6.6%**	***75.1%***	***24.9%***
Medical & Dental	6.5%	0.0%	6.5%	0.0%	6.5%	100.0%	0.0%
Nursing & Midwifery	4.5%	0.5%	5.0%	2.7%	7.8%	65.0%	35.0%
Health & Social Care Professionals	2.4%	0.3%	2.7%	1.1%	3.8%	70.4%	29.6%
Management & Administrative	2.5%	0.0%	2.5%	0.0%	2.5%	100.0%	0.0%
General Support	5.7%	0.7%	6.4%	0.7%	7.1%	90.1%	9.9%
Patient & Client Care	5.1%	0.9%	6.0%	2.1%	8.0%	74.4%	25.6%

November 2022

Our Lady's Hospice & Care, Wicklow absence by Staff Category	Certified absence	Self-certified absence	Non Covid-19 absence	Covid-19 absence	Total absence rate	% Non Covid-19 absence	% Covid-19 absence
Our Lady's Hospice & Care, Wicklow (CHO 6)	***6.8%***	***0.0%***	**6.8%**	***0.9%***	**7.7%**	***88.1%***	***11.9%***
Medical & Dental	0.0%	0.0%	0.0%	0.0%	0.0%		
Nursing & Midwifery	8.8%	0.0%	8.8%	1.3%	10.0%	87.5%	12.5%
Health & Social Care Professionals	12.8%	0.0%	12.8%	1.9%	14.7%	86.8%	13.2%
Management & Administrative	6.1%	0.0%	6.1%	0.0%	6.1%	100.0%	0.0%
General Support							
Patient & Client Care	0.0%	0.0%	0.0%	0.0%	0.0%		#DIV/0

Primary Care

Year/ month	Medical & Dental	Nursing & Midwifery	Health & Social Care Professionals	Management & Administrative	General Support	Patient & Client Care	*Certified absence*	*Self-certified absence*	*Non Covid-19 absence*	*Covid-19 absence*	Total absence rate
2022	**4.0%**	**7.6%**	**5.6%**	**5.8%**	**7.6%**	**7.9%**	***4.2%***	***0.4%***	***4.5%***	***1.9%***	***6.4%***
Nov 2022	3.7%	6.1%	4.6%	5.3%	6.7%	7.1%	*4.4%*	*0.4%*	*4.8%*	*0.7%*	*5.5%*
Oct 2022	3.7%	6.4%	4.9%	5.5%	7.7%	6.7%	*4.5%*	*0.5%*	*4.9%*	*0.7%*	*5.7%*
Sep 2022	3.4%	6.1%	4.6%	4.3%	6.7%	6.2%	*4.2%*	*0.3%*	*4.5%*	*0.6%*	*5.1%*
Aug 2022	3.8%	6.6%	4.6%	5.3%	7.2%	6.7%	*4.6%*	*0.3%*	*4.9%*	*0.7%*	*5.6%*
Jul 2022	4.1%	7.7%	5.9%	6.3%	8.3%	8.7%	*4.5%*	*0.3%*	*4.8%*	*2.0%*	*6.8%*
Jun 2022	4.1%	6.9%	5.6%	5.5%	8.6%	6.6%	*3.9%*	*0.3%*	*4.2%*	*1.8%*	*6.1%*
May 2022	2.8%	6.2%	4.2%	4.3%	6.1%	6.6%	*3.9%*	*0.3%*	*4.2%*	*0.9%*	*5.1%*
Apr 2022	3.7%	7.9%	5.9%	5.6%	7.9%	7.7%	*4.2%*	*0.3%*	*4.5%*	*2.0%*	*6.5%*
Mar 2022	5.1%	11.3%	8.5%	8.4%	9.1%	10.4%	*4.4%*	*0.4%*	*4.8%*	*4.4%*	*9.2%*
Feb 2022	4.0%	8.7%	6.1%	5.4%	6.3%	8.6%	*3.9%*	*0.4%*	*4.2%*	*2.6%*	*6.8%*
Jan 2022	5.4%	9.8%	7.2%	7.3%	9.2%	10.3%	*3.7%*	*0.3%*	*4.0%*	*4.3%*	*8.3%*
2021	**3.5%**	**6.0%**	**4.2%**	**4.4%**	**5.0%**	**6.4%**	***3.8%***	***0.3%***	***4.0%***	***1.0%***	***5.0%***
Dec 2021	4.2%	8.3%	5.8%	5.9%	5.9%	8.7%	*4.4%*	*0.3%*	*4.7%*	*2.1%*	*6.8%*
Nov 2021	4.8%	8.0%	5.8%	5.9%	6.4%	8.6%	*4.6%*	*0.4%*	*5.0%*	*1.7%*	*6.7%*
Oct 2021	4.1%	6.6%	5.3%	4.9%	5.7%	7.3%	*4.4%*	*0.4%*	*4.8%*	*1.0%*	*5.8%*
Sep 2021	4.0%	6.2%	4.6%	4.2%	4.7%	6.5%	*4.1%*	*0.3%*	*4.4%*	*0.7%*	*5.2%*
Aug 2021	3.6%	5.8%	4.0%	3.8%	3.9%	6.3%	*3.9%*	*0.2%*	*4.1%*	*0.6%*	*4.7%*
Jul 2021	2.8%	4.8%	3.7%	3.8%	4.0%	5.9%	*3.7%*	*0.2%*	*3.9%*	*0.4%*	*4.3%*
Jun 2021	2.8%	5.1%	3.3%	3.7%	4.3%	4.8%	*3.5%*	*0.2%*	*3.7%*	*0.4%*	*4.1%*
May 2021	2.9%	4.5%	2.9%	3.3%	4.0%	5.0%	*3.2%*	*0.2%*	*3.4%*	*0.4%*	*3.8%*
Apr 2021	2.8%	4.2%	2.8%	3.3%	3.6%	4.7%	*3.0%*	*0.2%*	*3.2%*	*0.4%*	*3.6%*
Mar 2021	3.3%	4.3%	3.2%	3.3%	3.7%	4.4%	*3.0%*	*0.2%*	*3.2%*	*0.5%*	*3.7%*
Feb 2021	3.3%	5.8%	3.8%	4.0%	5.1%	5.9%	*3.4%*	*0.3%*	*3.6%*	*1.1%*	*4.7%*
Jan 2021	3.4%	8.5%	5.3%	6.1%	8.9%	8.5%	*3.8%*	*0.1%*	*3.9%*	*2.9%*	*6.8%*
2020	**3.5%**	**6.3%**	**4.6%**	**5.0%**	**5.3%**	**7.0%**	***4.2%***	***0.2%***	***4.4%***	***1.0%***	***5.4%***
Dec 2020	3.1%	5.7%	4.5%	4.1%	5.3%	5.7%	*3.7%*	*0.2%*	*3.9%*	*1.0%*	*4.8%*
Nov 2020	3.4%	5.7%	3.5%	4.0%	4.8%	5.6%	*3.7%*	*0.2%*	*3.9%*	*0.7%*	*4.5%*
Oct 2020	3.8%	6.6%	4.0%	5.0%	5.2%	7.6%	*4.0%*	*0.2%*	*4.2%*	*1.1%*	*5.4%*
Sep 2020	3.2%	6.0%	4.5%	4.7%	5.2%	7.6%	*4.2%*	*0.2%*	*4.4%*	*0.8%*	*5.2%*
Aug 2020	3.2%	5.5%	4.2%	4.4%	4.4%	7.8%	*4.3%*	*0.2%*	*4.5%*	*0.4%*	*4.9%*
Jul 2020	2.6%	5.3%	4.1%	3.7%	4.1%	6.3%	*3.9%*	*0.2%*	*4.1%*	*0.3%*	*4.4%*

Jun 2020	2.6%	5.2%	3.3%	3.8%	5.0%	5.5%	*3.6%*	*0.1%*	*3.8%*	*0.5%*	*4.2%*
May 2020	2.5%	6.6%	3.8%	4.5%	4.8%	5.7%	*3.7%*	*0.1%*	*3.8%*	*1.1%*	*4.9%*
Apr 2020	5.2%	10.1%	7.0%	7.0%	5.8%	9.7%	*4.6%*	*0.1%*	*4.7%*	*3.3%*	*7.9%*
Mar 2020	6.0%	8.9%	7.6%	7.2%	7.7%	9.9%	*5.1%*	*0.3%*	*5.4%*	*2.7%*	*8.0%*
Feb 2020	3.3%	5.1%	4.1%	5.3%	5.8%	6.5%	*4.5%*	*0.4%*	*4.9%*		*4.9%*
Jan 2020	3.5%	5.1%	4.6%	6.1%	5.1%	7.0%	*4.9%*	*0.4%*	*5.3%*		*5.3%*
2019	**2.8%**	**5.5%**	**3.7%**	**5.0%**	**5.2%**	**6.3%**	***4.3%***	***0.4%***	***4.7%***		***4.7%***
Dec 2019	3.6%	5.8%	4.4%	6.2%	5.0%	7.8%	*5.0%*	*0.5%*	*5.5%*		*5.5%*
Nov 2019	2.8%	5.4%	3.8%	5.8%	5.0%	6.8%	*4.6%*	*0.4%*	*5.0%*		*5.0%*
Oct 2019	2.6%	5.6%	3.7%	5.5%	5.0%	6.7%	*4.5%*	*0.4%*	*4.9%*		*4.9%*
Sep 2019	2.2%	5.0%	3.6%	5.0%	7.6%	6.5%	*4.3%*	*0.3%*	*4.7%*		*4.7%*
Aug 2019	2.9%	5.8%	3.7%	4.8%	5.4%	5.7%	*4.5%*	*0.2%*	*4.8%*		*4.8%*
Jul 2019	2.9%	5.0%	3.5%	4.4%	5.0%	6.2%	*4.2%*	*0.2%*	*4.4%*		*4.4%*
Jun 2019	3.2%	5.2%	3.7%	3.9%	4.9%	5.9%	*4.1%*	*0.3%*	*4.4%*		*4.4%*
May 2019	2.6%	5.5%	3.5%	4.4%	4.6%	5.9%	*4.2%*	*0.3%*	*4.5%*		*4.5%*
Apr 2019	2.8%	4.7%	3.6%	4.7%	5.4%	6.8%	*4.2%*	*0.4%*	*4.5%*		*4.5%*
Mar 2019	2.7%	4.9%	3.6%	4.9%	4.7%	6.2%	*4.2%*	*0.4%*	*4.5%*		*4.5%*
Feb 2019	2.7%	6.9%	3.4%	4.6%	5.7%	6.1%	*4.1%*	*0.8%*	*5.0%*		*5.0%*
Jan 2019	2.5%	5.8%	3.8%	5.6%	4.6%	5.5%	*3.6%*	*0.6%*	*4.2%*		*4.2%*

Primary Care

Year/ month	CHO 1	CHO 2	CHO 3	CHO 4	CHO 5	CHO 6	CHO 7	CHO 8	CHO 9	other Comm.	Community Services absence rate	*Certified absence*	*Self-certified absence*	*Non Covid-19 absence*	*Covid-19 absence*	Total absence rate
2022	6.4%	3.8%	7.9%	4.8%	7.6%	6.6%	7.4%	6.9%	6.8%	4.6%	***6.4%***	***4.2%***	***0.4%***	***4.5%***	***1.9%***	***6.4%***
Nov 2022	5.9%	1.9%	7.2%	4.2%	5.9%	5.9%	6.2%	6.3%	6.2%	5.7%	*5.5%*	4.4%	0.4%	4.8%	0.7%	5.47%
Oct 2022	5.7%	3.2%	7.6%	3.9%	6.1%	6.1%	6.4%	6.1%	6.5%	3.8%	*5.7%*	4.5%	0.5%	4.9%	0.7%	5.67%
Sep 2022	5.8%	2.3%	6.1%	3.4%	5.9%	5.3%	5.7%	5.7%	6.0%	3.2%	*5.1%*	4.2%	0.3%	4.5%	0.6%	5.11%
Aug 2022	6.1%	2.7%	7.3%	3.2%	7.0%	6.4%	6.5%	6.0%	6.1%	2.6%	*5.6%*	4.6%	0.3%	4.9%	0.7%	5.62%
Jul 2022	6.4%	4.3%	8.7%	5.3%	8.2%	7.7%	7.7%	6.6%	7.2%	4.2%	*6.8%*	4.5%	0.3%	4.8%	2.0%	6.78%
Jun 2022	5.7%	3.7%	7.7%	3.2%	7.8%	6.6%	7.2%	6.5%	6.8%	7.1%	*6.1%*	3.9%	0.3%	4.2%	1.8%	6.07%
May 2022	4.3%	3.2%	5.9%	3.9%	6.0%	6.0%	6.0%	5.5%	5.1%	4.0%	*5.1%*	3.9%	0.3%	4.2%	0.9%	5.08%
Apr 2022	5.9%	4.2%	7.9%	6.4%	7.9%	6.8%	7.6%	7.0%	5.6%	6.0%	*6.5%*	4.2%	0.3%	4.5%	2.0%	6.54%
Mar 2022	9.3%	6.5%	9.7%	7.6%	11.3%	9.1%	10.4%	9.8%	9.2%	4.6%	*9.2%*	4.4%	0.4%	4.8%	4.4%	9.20%
Feb 2022	7.2%	4.1%	7.3%	5.6%	7.6%	6.2%	8.7%	7.0%	7.1%	3.6%	*6.8%*	3.9%	0.4%	4.2%	2.6%	6.81%
Jan 2022	8.3%	6.4%	11.4%	6.5%	9.8%	6.6%	8.8%	8.7%	8.6%	5.6%	*8.3%*	3.7%	0.3%	4.0%	4.3%	8.35%
2021	5.8%	2.8%	5.6%	3.0%	6.1%	4.6%	6.1%	5.8%	5.3%	2.9%	***5.0%***	***3.8%***	***0.3%***	***4.0%***	***1.0%***	***5.0%***
Dec 2021	7.0%	3.9%	8.5%	3.6%	9.4%	6.3%	8.2%	7.6%	7.2%	3.4%	*6.8%*	4.4%	0.3%	4.7%	2.1%	6.80%
Nov 2021	7.4%	3.5%	7.7%	4.4%	8.1%	6.3%	8.6%	7.4%	7.2%	3.2%	*6.7%*	4.6%	0.4%	5.0%	1.7%	6.74%
Oct 2021	7.6%	3.0%	6.5%	3.6%	5.8%	5.2%	7.0%	7.0%	5.8%	3.5%	*5.8%*	4.4%	0.4%	4.8%	1.0%	5.76%
Sep 2021	6.6%	2.7%	6.4%	3.1%	5.5%	5.3%	6.3%	6.2%	5.1%	2.5%	*5.2%*	4.1%	0.3%	4.4%	0.7%	5.15%
Aug 2021	5.7%	2.5%	5.6%	2.5%	5.4%	4.6%	5.6%	5.2%	5.6%	1.3%	*4.7%*	3.9%	0.2%	4.1%	0.6%	4.70%
Jul 2021	4.7%	2.1%	5.1%	2.4%	4.8%	3.8%	5.4%	5.2%	5.4%	2.2%	*4.3%*	3.7%	0.2%	3.9%	0.4%	4.28%
Jun 2021	5.1%	2.2%	4.8%	2.7%	5.5%	3.6%	4.6%	4.3%	4.2%	2.2%	*4.1%*	3.5%	0.2%	3.7%	0.4%	4.09%
May 2021	4.3%	1.8%	4.5%	2.3%	4.9%	3.2%	4.7%	4.0%	3.4%	2.4%	*3.8%*	3.2%	0.2%	3.4%	0.4%	3.77%
Apr 2021	4.4%	2.1%	3.8%	1.7%	4.6%	3.2%	4.4%	4.3%	3.6%	1.9%	*3.6%*	3.0%	0.2%	3.2%	0.4%	3.62%
Mar 2021	4.3%	2.3%	3.1%	2.3%	5.0%	2.9%	4.5%	4.1%	4.0%	2.7%	*3.7%*	3.0%	0.2%	3.2%	0.5%	3.71%
Feb 2021	4.8%	3.3%	4.1%	3.5%	5.7%	3.9%	5.9%	5.6%	4.7%	3.0%	*4.7%*	3.4%	0.3%	3.6%	1.1%	4.71%
Jan 2021	7.9%	5.1%	6.2%	3.6%	7.6%	6.3%	8.0%	8.4%	6.8%	6.7%	*6.8%*	3.8%	0.1%	3.9%	2.9%	6.81%
2020	5.6%	4.2%	5.6%	3.1%	5.2%	5.5%	7.1%	6.0%	5.3%	3.8%	***5.4%***	***4.2%***	***0.2%***	***4.4%***	***1.0%***	***5.4%***
Dec 2020	5.1%	3.9%	5.1%	2.1%	5.1%	3.9%	6.8%	5.5%	5.2%	4.1%	*4.8%*	3.7%	0.2%	3.9%	1.0%	4.82%
Nov 2020	4.7%	3.9%	4.3%	2.8%	4.7%	3.9%	6.1%	4.6%	4.5%	4.2%	*4.5%*	3.7%	0.2%	3.9%	0.7%	4.53%
Oct 2020	6.4%	4.7%	4.1%	2.7%	5.4%	4.7%	7.5%	6.1%	4.7%	6.5%	*5.4%*	4.0%	0.2%	4.2%	1.1%	5.36%
Sep 2020	6.0%	3.5%	4.5%	3.0%	4.8%	4.7%	7.6%	5.7%	4.9%	3.3%	*5.2%*	4.2%	0.2%	4.4%	0.8%	5.21%
Aug 2020	5.1%	3.8%	5.5%	2.6%	5.1%	4.2%	6.9%	5.4%	4.9%	2.6%	*4.9%*	4.3%	0.2%	4.5%	0.4%	4.90%
Jul 2020	4.5%	3.3%	4.3%	2.3%	5.4%	4.7%	6.5%	4.8%	4.2%	1.8%	*4.4%*	3.9%	0.2%	4.1%	0.3%	4.42%
Jun 2020	4.5%	3.0%	4.1%	2.6%	4.3%	3.8%	6.1%	4.8%	3.7%	2.0%	*4.2%*	3.6%	0.1%	3.8%	0.5%	4.22%
May 2020	5.1%	3.5%	5.1%	3.3%	4.6%	5.6%	6.1%	5.5%	4.8%	1.5%	*4.9%*	3.7%	0.1%	3.8%	1.1%	4.88%
Apr 2020	7.7%	6.7%	8.2%	5.5%	7.5%	8.3%	9.6%	8.9%	8.3%	4.8%	*7.9%*	4.6%	0.1%	4.7%	3.3%	7.92%
Mar 2020	8.5%	6.8%	9.3%	3.4%	6.6%	11.3%	9.9%	8.5%	9.2%	7.5%	*8.0%*	5.1%	0.3%	5.4%	2.7%	8.02%
Feb 2020	4.8%	3.1%	5.7%	3.7%	4.8%	5.7%	5.8%	5.6%	5.1%	4.9%	*4.9%*	4.5%	0.4%	4.9%		4.90%
Jan 2020	5.1%	4.0%	6.7%	3.4%	4.6%	6.9%	5.9%	6.7%	5.7%	2.7%	*5.3%*	4.9%	0.4%	5.3%		5.28%
2019	5.8%	3.9%	5.2%	2.8%	5.1%	5.5%	5.4%	5.4%	3.9%		***4.7%***	***4.3%***	***0.4%***	***4.7%***		***4.7%***
Dec 2019	5.2%	4.6%	6.4%	3.8%	5.9%	6.0%	5.9%	7.0%	5.6%		*5.5%*	5.0%	0.5%	5.5%		5.52%
Nov 2019	5.0%	4.1%	5.1%	3.5%	5.1%	6.2%	5.8%	5.8%	5.0%		*5.0%*	4.6%	0.4%	5.0%		5.01%
Oct 2019	4.5%	4.5%	6.2%	3.1%	4.4%	6.5%	6.0%	5.6%	4.9%		*4.9%*	4.5%	0.4%	4.9%		4.92%
Sep 2019	5.1%	3.9%	5.0%	2.8%	4.8%	4.7%	6.0%	4.9%	4.7%		*4.7%*	4.3%	0.3%	4.7%		4.68%
Aug 2019	6.2%	3.9%	5.3%	2.4%	5.4%	5.5%	5.7%	5.6%	4.1%		*4.8%*	4.5%	0.2%	4.8%		4.77%
Jul 2019	6.0%	3.1%	5.1%	2.3%	5.3%	5.9%	5.6%	4.5%	3.4%		*4.4%*	4.2%	0.2%	4.4%		4.41%
Jun 2019	6.2%	3.2%	5.3%	2.6%	5.7%	4.6%	5.2%	4.6%	3.2%		*4.4%*	4.1%	0.3%	4.4%		4.39%
May 2019	5.3%	3.8%	5.2%	2.4%	5.4%	5.6%	4.4%	4.3%	5.8%		*4.5%*	4.2%	0.3%	4.5%		4.47%
Apr 2019	5.5%	3.9%	5.0%	2.7%	4.6%	5.5%	5.3%	5.1%	3.9%		*4.5%*	4.2%	0.4%	4.5%		4.53%
Mar 2019	6.2%	3.6%	4.2%	2.6%	4.7%	5.7%	5.3%	4.5%	4.9%		*4.5%*	4.2%	0.4%	4.5%		4.54%

Primary Care
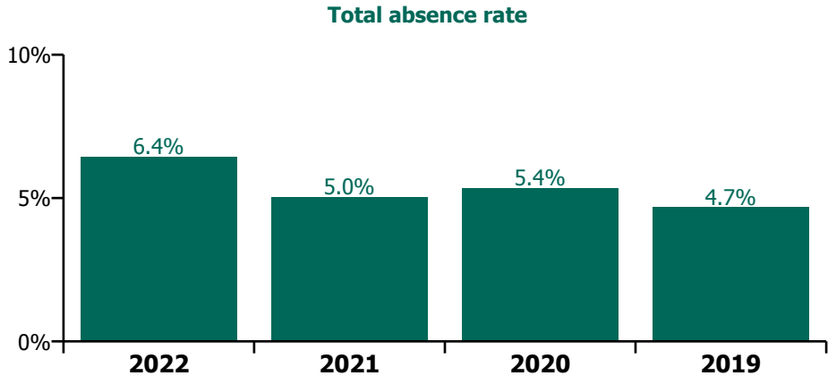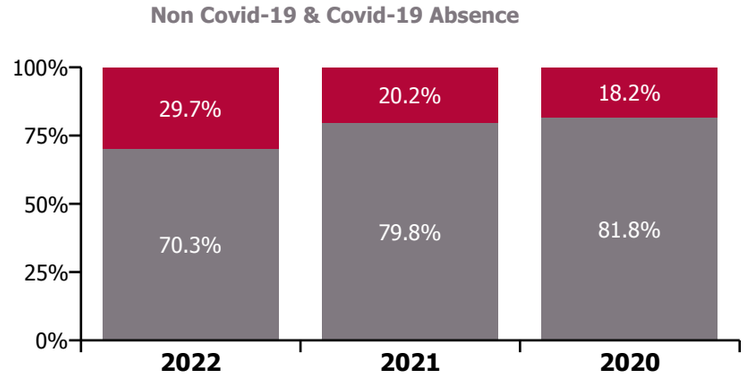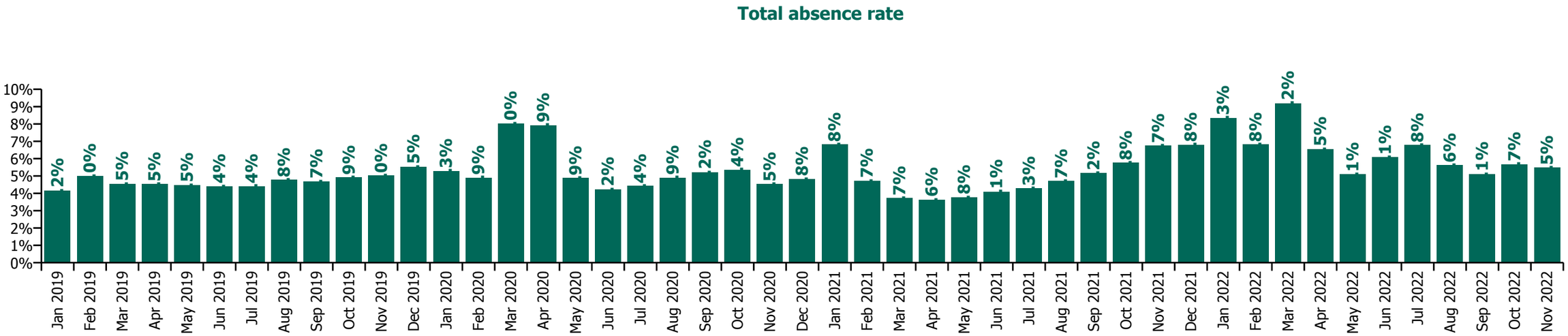
Year/ month	CHO 1	CHO 2	CHO 3	CHO 4	CHO 5	CHO 6	CHO 7	CHO 8	CHO 9	other Comm.	Community Services absence rate	*Certified absence*	*Self-certified absence*	*Non Covid-19 absence*	*Covid-19 absence*	Total absence rate
Feb 2019	7.1%	3.9%	4.9%	3.0%	5.3%	5.7%	5.4%	6.6%	3.4%		*5.0%*	4.1%	0.8%	5.0%		4.99%
Jan 2019	7.2%	4.2%	5.0%	2.9%	5.1%	4.6%	4.8%	6.2%	1.8%		*4.2%*	3.6%	0.6%	4.2%		4.15%