October 2022

Health Service Absence Rate - by Staff Category: Oct 2022	Certified absence	Self-certified absence	Non Covid-19 absence	Covid-19 absence	Total absence rate	% Non Covid-19 absence	% Covid-19 absence
Primary Care	**4.5%**	**0.5%**	**4.9%**	**0.7%**	**5.7%**	**87.1%**	**12.9%**
Medical & Dental	2.8%	0.3%	3.1%	0.6%	3.7%	83.1%	16.9%
Nursing & Midwifery	5.1%	0.4%	5.6%	0.8%	6.4%	86.7%	13.3%
Health & Social Care Professionals	3.8%	0.5%	4.2%	0.6%	4.9%	87.4%	12.6%
Management & Administrative	4.5%	0.4%	4.9%	0.6%	5.5%	89.3%	10.7%
General Support	6.4%	0.3%	6.7%	1.0%	7.7%	87.3%	12.7%
Patient & Client Care	5.1%	0.6%	5.8%	0.9%	6.7%	85.9%	14.1%

Health Service Absence Rate - Care Group by CHO: Oct 2022	Certified absence	Self-certified absence	Non Covid-19 absence	Covid-19 absence	Total absence rate	% Non Covid-19 absence	% Covid-19 absence
Primary Care	***4.5%***	***0.5%***	***4.9%***	***0.7%***	**5.7%**	***87.1%***	***12.9%***
CHO 1	4.8%	0.4%	5.2%	0.5%	5.7%	91.2%	8.8%
CHO 2	2.6%	0.1%	2.8%	0.5%	3.2%	85.7%	14.3%
CHO 3	6.2%	0.5%	6.8%	0.8%	7.6%	88.9%	11.1%
CHO 4	3.0%	0.5%	3.5%	0.4%	3.9%	90.8%	9.2%
CHO 5	4.5%	0.5%	5.0%	1.1%	6.1%	82.4%	17.6%
CHO 6	5.1%	0.5%	5.7%	0.5%	6.1%	92.0%	8.0%
CHO 7	4.8%	0.5%	5.4%	1.1%	6.4%	83.5%	16.5%
CHO 8	4.9%	0.5%	5.4%	0.7%	6.1%	88.5%	11.5%
CHO 9	5.1%	0.5%	5.5%	0.9%	6.5%	85.6%	14.4%
Other Community Services	2.4%	0.3%	2.7%	1.1%	3.8%	71.1%	28.9%

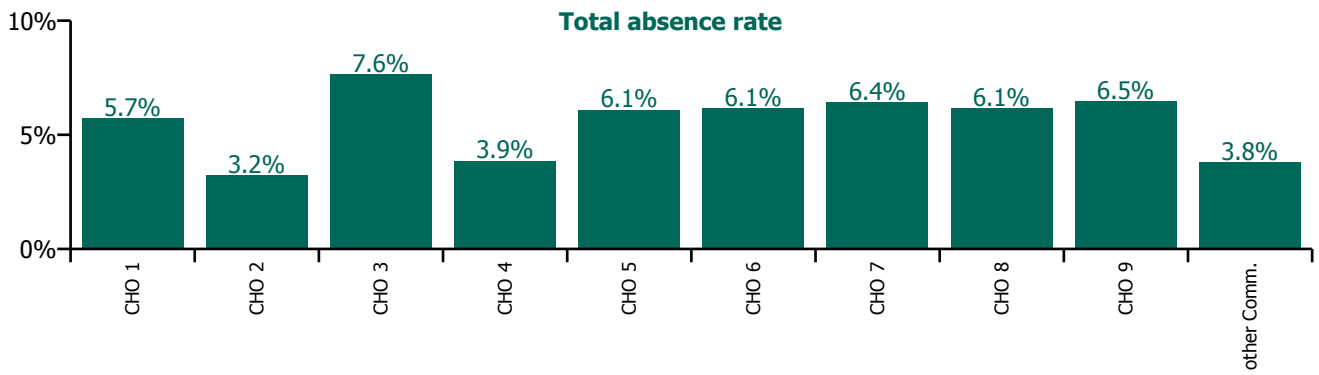

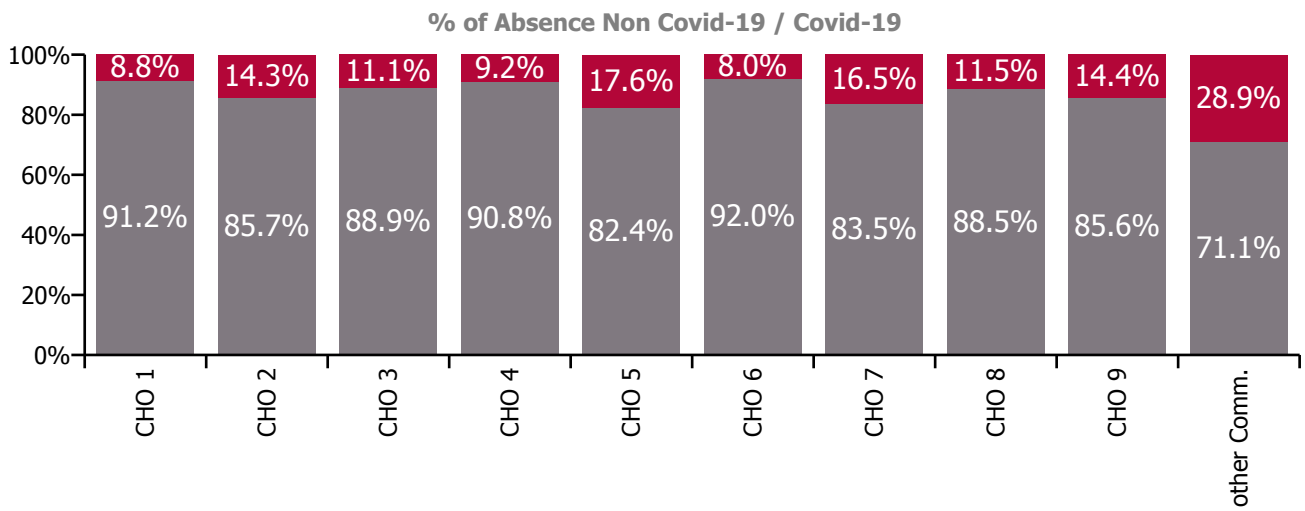

October 2022

Health Service Absence Rate - by Hospital Group & Staff Category: Oct 2022	Medical & Dental	Nursing & Midwifery	Health & Social Care Professionals	Management & Administrative	General Support	Patient & Client Care	*Certified absence*	*Self-certified absence*	*Non Covid-19 absence*	*Covid-19 absence*	Total absence rate
Primary Care	**3.7%**	**6.4%**	**4.9%**	**5.5%**	**7.7%**	**6.7%**	**4.5%**	**0.5%**	**4.9%**	**0.7%**	**5.7%**
CHO 1	1.0%	6.6%	5.1%	4.4%	10.0%	8.5%	*4.8%*	*0.4%*	*5.2%*	*0.5%*	**5.7%**
CHO 2	0.5%	4.2%	3.4%	3.6%	0.1%	2.4%	*2.6%*	*0.1%*	*2.8%*	*0.5%*	**3.2%**
CHO 3	4.0%	10.7%	5.5%	9.3%	0.4%	6.1%	*6.2%*	*0.5%*	*6.8%*	*0.8%*	**7.6%**
CHO 4	5.2%	3.8%	3.2%	2.5%	7.3%	5.6%	*3.0%*	*0.5%*	*3.5%*	*0.4%*	**3.9%**
CHO 5	7.7%	6.5%	5.3%	5.5%	3.0%	7.4%	*4.5%*	*0.5%*	*5.0%*	*1.1%*	**6.1%**
CHO 6	5.0%	6.5%	5.3%	8.5%	5.5%	3.2%	*5.1%*	*0.5%*	*5.7%*	*0.5%*	**6.1%**
CHO 7	3.5%	5.2%	5.3%	7.9%	11.0%	8.3%	*4.8%*	*0.5%*	*5.4%*	*1.1%*	**6.4%**
CHO 8	2.2%	8.9%	5.6%	4.7%	11.7%	6.4%	*4.9%*	*0.5%*	*5.4%*	*0.7%*	**6.1%**
CHO 9	4.9%	7.6%	4.9%	6.8%	10.0%	7.9%	*5.1%*	*0.5%*	*5.5%*	*0.9%*	**6.5%**
Other Community Services	1.7%	3.6%	7.2%	2.3%	0.0%	6.9%	*2.4%*	*0.3%*	*2.7%*	*1.1%*	**3.8%**

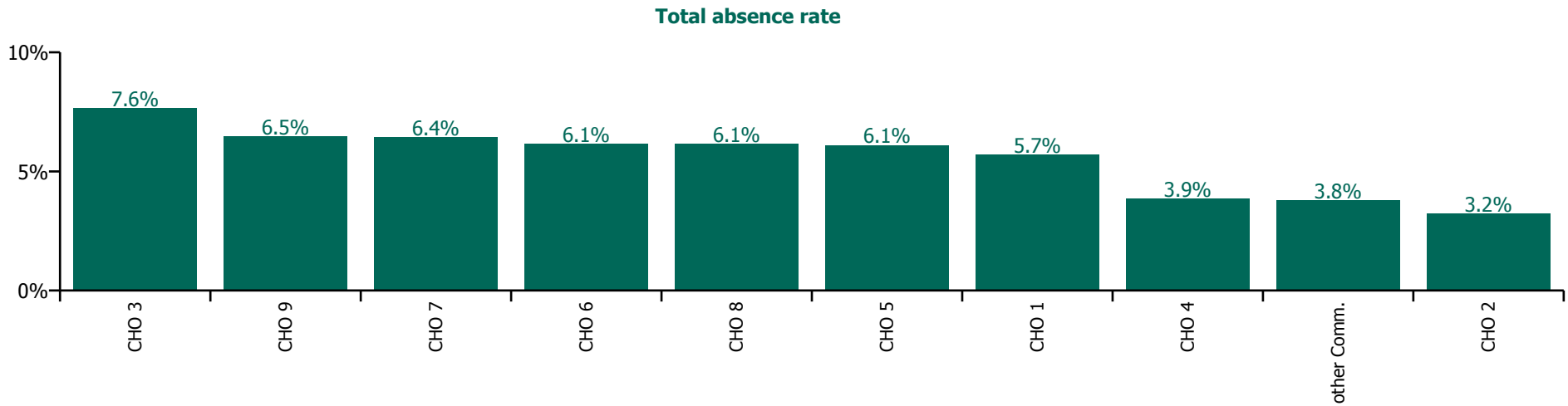

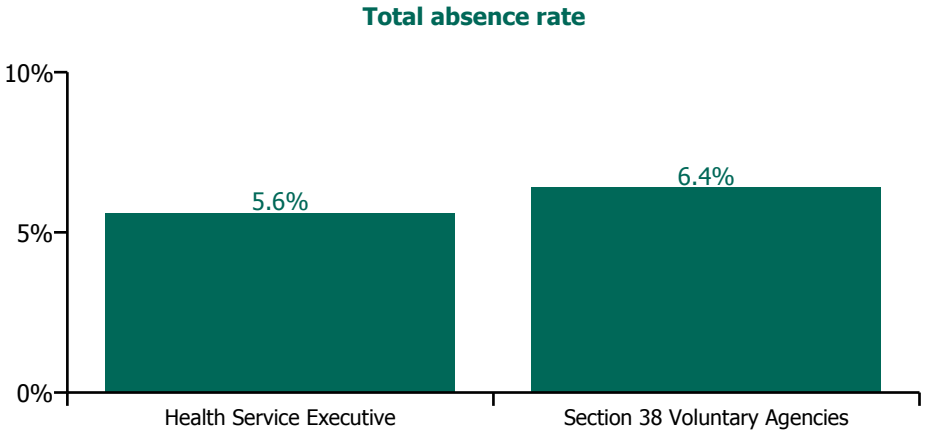
Total absence rate
10%
5%
0%
5.6%
6.4%
Health Service Executive
Section 38 Voluntary Agencies

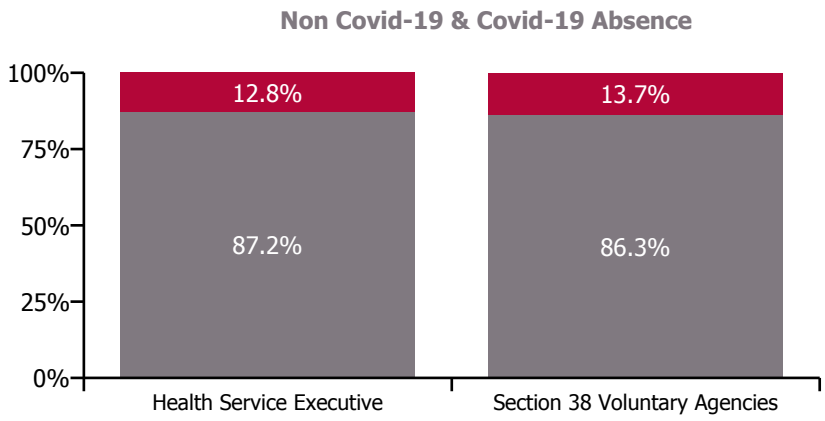
Non Covid-19 & Covid-19 Absence
100%
75%
50%
25%
0%
12.8%
13.7%
87.2%
86.3%
Health Service Executive
Section 38 Voluntary Agencies

October 2022

Health Service Absence Rate by Hospital: Oct 2022	Medical & Dental	Nursing & Midwifery	Health & Social Care Professionals	Management & Administrative	General Support	Patient & Client Care	Certified absence	Self-certified absence	Non Covid-19 absence	Covid-19 absence	Total absence rate
Primary Care	**3.3%**	**6.1%**	**4.4%**	**5.0%**	**5.5%**	**6.7%**	***4.1%***	***0.3%***	***4.4%***	***0.8%***	**5.2%**
Health Service Executive	2.7%	7.6%	5.2%	5.5%	6.1%	5.9%	*4.7%*	*0.3%*	*5.0%*	*0.9%*	**5.9%**
CHO 1	2.7%	7.6%	5.2%	5.5%	6.1%	5.9%	*4.7%*	*0.3%*	*5.0%*	*0.9%*	**5.9%**
Health Service Executive	2.4%	4.7%	3.7%	3.7%	1.0%	3.1%	*3.0%*	*0.1%*	*3.2%*	*0.5%*	**3.7%**
CHO 2	2.4%	4.7%	3.7%	3.7%	1.0%	3.1%	*3.0%*	*0.1%*	*3.2%*	*0.5%*	**3.7%**
Health Service Executive	4.4%	6.7%	5.7%	6.2%	4.5%	6.2%	*4.8%*	*0.3%*	*5.1%*	*0.9%*	**6.0%**
CHO 3	4.4%	6.7%	5.7%	6.2%	4.5%	6.2%	*4.8%*	*0.3%*	*5.1%*	*0.9%*	**6.0%**
Health Service Executive	2.8%	3.2%	2.7%	3.1%	1.9%	5.8%	*2.5%*	*0.3%*	*2.8%*	*0.5%*	**3.3%**
Section 38 Voluntary Agencies	1.2%	3.7%	2.1%	2.1%	3.9%	6.1%	*2.5%*	*0.5%*	*3.0%*	*0.4%*	**3.4%**
CHO 4	2.6%	3.2%	2.7%	3.0%	3.5%	5.8%	*2.5%*	*0.3%*	*2.8%*	*0.5%*	**3.3%**
Health Service Executive	4.6%	6.8%	5.3%	5.1%	3.5%	7.0%	*4.5%*	*0.3%*	*4.8%*	*0.9%*	**5.7%**
CHO 5	4.6%	6.8%	5.3%	5.1%	3.5%	7.0%	*4.5%*	*0.3%*	*4.8%*	*0.9%*	**5.7%**
Health Service Executive	5.1%	6.5%	4.5%	5.4%	4.6%	6.3%	*4.4%*	*0.3%*	*4.8%*	*0.8%*	**5.5%**
Section 38 Voluntary Agencies	3.9%	14.6%	3.0%	3.2%	5.6%	1.4%	*3.5%*	*0.3%*	*3.8%*	*0.4%*	**4.3%**
CHO 6	4.8%	6.8%	4.5%	5.1%	5.1%	4.8%	*4.3%*	*0.3%*	*4.7%*	*0.7%*	**5.4%**
Health Service Executive	4.5%	6.4%	4.6%	6.5%	10.7%	8.5%	*4.9%*	*0.4%*	*5.3%*	*1.0%*	**6.3%**
Section 38 Voluntary Agencies	1.3%	5.6%	4.4%	3.6%	7.1%	7.7%	*4.5%*	*0.4%*	*4.8%*	*1.0%*	**5.8%**
CHO 7	4.0%	6.2%	4.5%	6.0%	8.3%	8.2%	*4.7%*	*0.4%*	*5.1%*	*1.0%*	**6.1%**
Health Service Executive	2.4%	7.8%	4.7%	5.4%	6.6%	7.1%	*4.8%*	*0.3%*	*5.1%*	*0.8%*	**5.9%**
CHO 8	2.4%	7.8%	4.7%	5.4%	6.6%	7.1%	*4.8%*	*0.3%*	*5.1%*	*0.8%*	**5.9%**
Health Service Executive	3.7%	5.6%	4.0%	5.5%	5.8%	8.1%	*3.9%*	*0.3%*	*4.2%*	*1.0%*	**5.2%**
CHO 9	3.7%	5.6%	4.0%	5.5%	5.8%	8.1%	*3.9%*	*0.3%*	*4.2%*	*1.0%*	**5.2%**
Other Community Services	3.4%	2.6%	4.8%	2.0%	7.2%	8.6%	*2.5%*	*0.3%*	*2.8%*	*0.9%*	**3.7%**

Non Covid-19 / Covid-19 absence rates

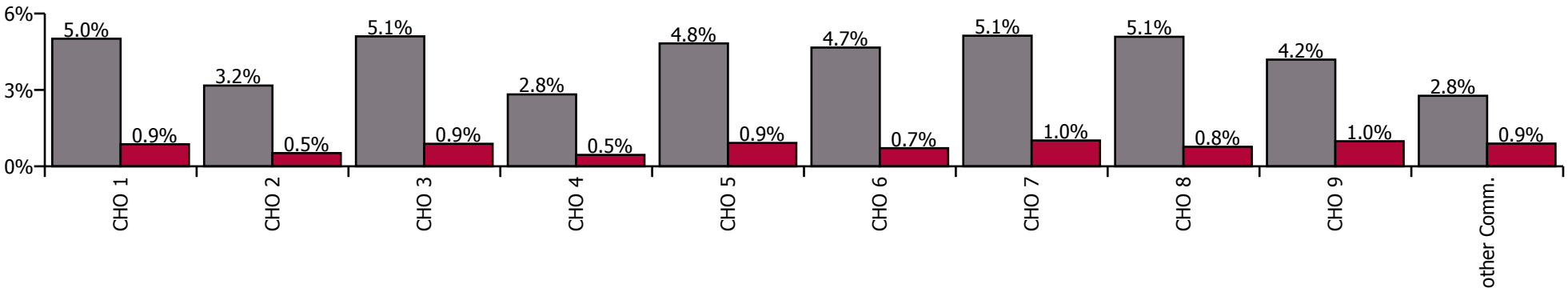

Total absence rate

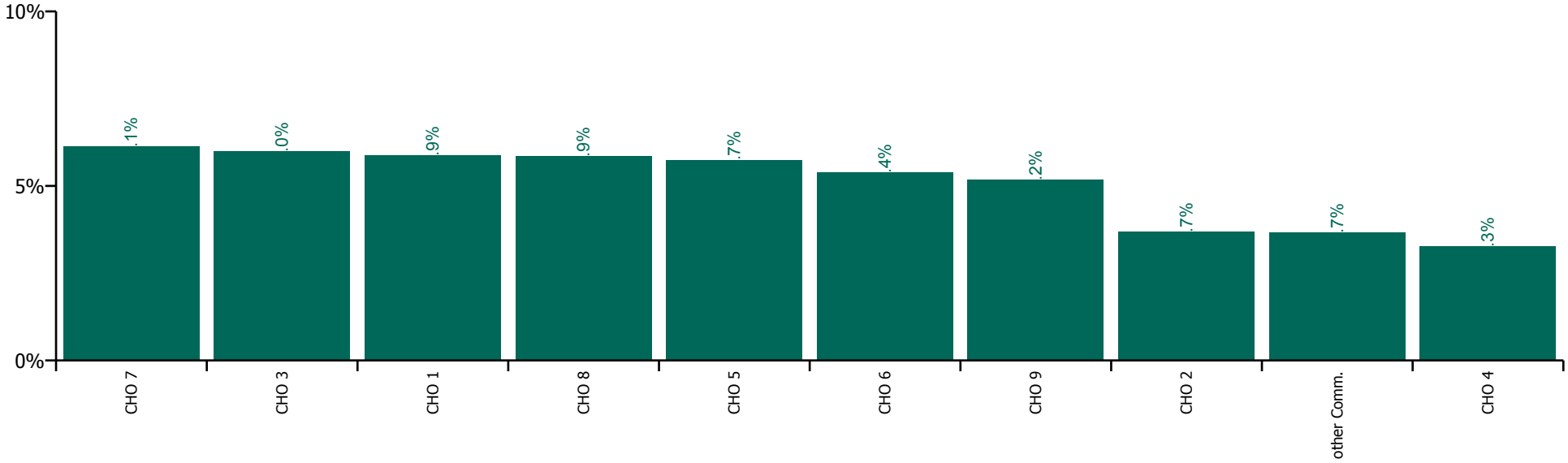

October 2022

Health Service Covid-19 Absence Rate - by Staff Category & Hospital: Oct 2022	Medical & Dental	Nursing & Midwifery	Health & Social Care Professionals	Management & Administrative	General Support	Patient & Client Care	*Covid-19 absence*	*Non Covid-19 absence*	Total absence rate
Primary Care	**0.6%**	**0.8%**	**0.6%**	**5.5%**	**1.0%**	**0.9%**	**0.7%**	**4.9%**	**5.7%**
Health Service Executive	0.8%	0.5%	0.5%	4.4%	0.6%	0.9%	*0.5%*	*5.2%*	**5.7%**
CHO 1	0.8%	0.5%	0.5%	4.4%	0.6%	0.9%	*0.5%*	*5.2%*	**5.7%**
Health Service Executive	0.3%	0.7%	0.2%	3.6%	0.0%	0.0%	*0.5%*	*2.8%*	**3.2%**
CHO 2	0.3%	0.7%	0.2%	3.6%	0.0%	0.0%	*0.5%*	*2.8%*	**3.2%**
Health Service Executive	0.0%	1.1%	1.3%	9.3%	0.0%	0.5%	*0.8%*	*6.8%*	**7.6%**
CHO 3	0.0%	1.1%	1.3%	9.3%	0.0%	0.5%	*0.8%*	*6.8%*	**7.6%**
Health Service Executive	0.5%	0.4%	0.2%	2.3%	0.0%	1.0%	*0.4%*	*3.3%*	**3.7%**
Section 38 Voluntary Agencies	0.0%	0.0%	0.0%	4.0%	0.0%	0.6%	*0.2%*	*5.1%*	**5.3%**
CHO 4	0.3%	0.4%	0.2%	2.5%	0.0%	0.9%	*0.4%*	*3.5%*	**3.9%**
Health Service Executive	1.7%	0.6%	0.9%	5.5%	0.0%	1.8%	*1.1%*	*5.0%*	**6.1%**
CHO 5	1.7%	0.6%	0.9%	5.5%	0.0%	1.8%	*1.1%*	*5.0%*	**6.1%**
Health Service Executive	0.0%	0.1%	0.4%	7.5%	0.0%	0.9%	*0.5%*	*5.4%*	**5.9%**
Section 38 Voluntary Agencies	0.0%	1.8%	2.3%	15.0%	0.0%	0.5%	*0.6%*	*6.9%*	**7.5%**
CHO 6	0.0%	0.3%	0.5%	8.5%	0.0%	0.8%	*0.5%*	*5.7%*	**6.1%**
Health Service Executive	0.9%	0.9%	0.5%	7.9%	6.2%	1.8%	*1.0%*	*5.4%*	**6.4%**
Section 38 Voluntary Agencies	0.0%	1.0%	1.3%	7.7%	0.8%	1.5%	*1.1%*	*5.3%*	**6.4%**
CHO 7	0.8%	1.0%	0.6%	7.9%	2.6%	1.7%	*1.1%*	*5.4%*	**6.4%**
Health Service Executive	0.1%	1.2%	0.6%	4.7%	1.4%	0.5%	*0.7%*	*5.4%*	**6.1%**
CHO 8	0.1%	1.2%	0.6%	4.7%	1.4%	0.5%	*0.7%*	*5.4%*	**6.1%**
Health Service Executive	1.6%	1.6%	0.6%	6.8%	0.0%	0.2%	*0.9%*	*5.5%*	**6.5%**
CHO 9	1.6%	1.6%	0.6%	6.8%	0.0%	0.2%	*0.9%*	*5.5%*	**6.5%**
Other Community Services	0.0%	0.9%	3.5%	2.3%	0.0%	3.0%	*1.1%*	*2.7%*	**3.8%**

Covid-19 absence rate

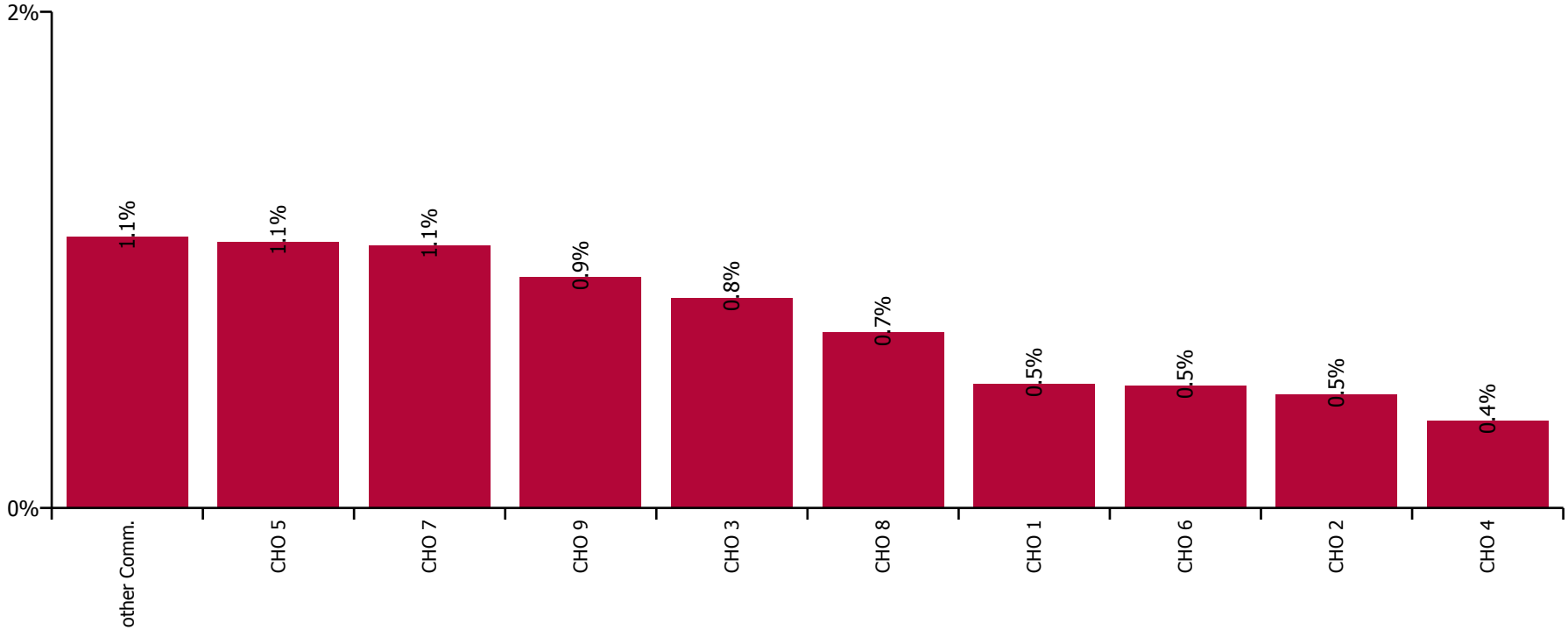

October 2022

Health Service Absence Rate - by Staff Category: Oct 2022	Certified absence	Self-certified absence	Non Covid-19 absence	Covid-19 absence	Total absence rate	% Non Covid-19 absence	% Covid-19 absence
HSE Primary Care CHO 1	**4.8%**	**0.4%**	**5.2%**	**0.5%**	**5.7%**	**91.2%**	**8.8%**
Medical & Dental	0.1%	0.2%	0.3%	0.8%	1.0%	25.0%	75.0%
Nursing & Midwifery	5.8%	0.3%	6.1%	0.5%	6.6%	92.7%	7.3%
Health & Social Care Professionals	4.2%	0.5%	4.7%	0.5%	5.1%	90.5%	9.5%
Management & Administrative	3.7%	0.3%	4.1%	0.3%	4.4%	92.7%	7.3%
General Support	8.6%	0.8%	9.4%	0.6%	10.0%	93.9%	6.1%
Patient & Client Care	7.2%	0.5%	7.7%	0.9%	8.5%	89.9%	10.1%

October 2022

Health Service Absence Rate - by Staff Category: Oct 2022	Certified absence	Self-certified absence	Non Covid-19 absence	Covid-19 absence	Total absence rate	% Non Covid-19 absence	% Covid-19 absence
HSE Primary Care CHO 2	**2.6%**	**0.1%**	**2.8%**	**0.5%**	**3.2%**	**85.7%**	**14.3%**
Medical & Dental	0.1%	0.1%	0.2%	0.3%	0.5%	44.9%	55.1%
Nursing & Midwifery	3.4%	0.0%	3.5%	0.7%	4.2%	83.0%	17.0%
Health & Social Care Professionals	3.1%	0.2%	3.2%	0.2%	3.4%	94.2%	5.8%
Management & Administrative	2.6%	0.2%	2.8%	0.8%	3.6%	77.7%	22.3%
General Support	0.0%	0.1%	0.1%	0.0%	0.1%	100.0%	0.0%
Patient & Client Care	2.2%	0.1%	2.4%	0.0%	2.4%	100.0%	0.0%

October 2022

Health Service Absence Rate - by Staff Category: Oct 2022	Certified absence	Self-certified absence	Non Covid-19 absence	Covid-19 absence	Total absence rate	% Non Covid-19 absence	% Covid-19 absence
HSE Primary Care CHO 3	**6.2%**	**0.5%**	**6.8%**	**0.8%**	**7.6%**	**88.9%**	**11.1%**
Medical & Dental	3.7%	0.3%	4.0%	0.0%	4.0%	100.0%	0.0%
Nursing & Midwifery	9.1%	0.6%	9.6%	1.1%	10.7%	89.8%	10.2%
Health & Social Care Professionals	3.4%	0.7%	4.1%	1.3%	5.5%	75.7%	24.3%
Management & Administrative	8.3%	0.4%	8.6%	0.6%	9.3%	93.2%	6.8%
General Support	0.4%	0.0%	0.4%	0.0%	0.4%	100.0%	0.0%
Patient & Client Care	4.8%	0.9%	5.6%	0.5%	6.1%	92.5%	7.5%

October 2022

Health Service Absence Rate - by Staff Category: Oct 2022	Certified absence	Self-certified absence	Non Covid-19 absence	Covid-19 absence	Total absence rate	% Non Covid-19 absence	% Covid-19 absence
HSE Primary Care CHO 4	**3.0%**	**0.5%**	**3.5%**	**0.4%**	**3.9%**	**90.8%**	**9.2%**
Medical & Dental	4.3%	0.6%	4.9%	0.3%	5.2%	93.4%	6.6%
Nursing & Midwifery	2.8%	0.6%	3.4%	0.4%	3.8%	88.9%	11.1%
Health & Social Care Professionals	2.7%	0.3%	3.0%	0.2%	3.2%	94.4%	5.6%
Management & Administrative	2.1%	0.3%	2.4%	0.1%	2.5%	97.2%	2.8%
General Support	7.3%	0.0%	7.3%	0.0%	7.3%	100.0%	0.0%
Patient & Client Care	4.0%	0.7%	4.7%	0.9%	5.6%	83.8%	16.2%

October 2022

Health Service Absence Rate - by Staff Category: Oct 2022	Certified absence	Self-certified absence	Non Covid-19 absence	Covid-19 absence	Total absence rate	% Non Covid-19 absence	% Covid-19 absence
HSE Primary Care CHO 5	**4.5%**	**0.5%**	**5.0%**	**1.1%**	**6.1%**	**82.4%**	**17.6%**
Medical & Dental	5.5%	0.6%	6.0%	1.7%	7.7%	77.6%	22.4%
Nursing & Midwifery	5.3%	0.5%	5.8%	0.6%	6.5%	90.1%	9.9%
Health & Social Care Professionals	3.8%	0.5%	4.3%	0.9%	5.3%	82.1%	17.9%
Management & Administrative	3.6%	0.5%	4.2%	1.3%	5.5%	75.8%	24.2%
General Support	3.0%	0.0%	3.0%	0.0%	3.0%	100.0%	0.0%
Patient & Client Care	4.7%	0.9%	5.6%	1.8%	7.4%	75.7%	24.3%

October 2022

Health Service Absence Rate - by Staff Category: Oct 2022	Certified absence	Self-certified absence	Non Covid-19 absence	Covid-19 absence	Total absence rate	% Non Covid-19 absence	% Covid-19 absence
HSE Primary Care CHO 6	**5.1%**	**0.5%**	**5.7%**	**0.5%**	**6.1%**	**92.0%**	**8.0%**
Medical & Dental	4.3%	0.6%	5.0%	0.0%	5.0%	100.0%	0.0%
Nursing & Midwifery	5.7%	0.5%	6.2%	0.3%	6.5%	95.3%	4.7%
Health & Social Care Professionals	4.1%	0.7%	4.7%	0.5%	5.3%	90.4%	9.6%
Management & Administrative	7.2%	0.5%	7.7%	0.8%	8.5%	90.7%	9.3%
General Support	5.5%	0.0%	5.5%	0.0%	5.5%	100.0%	0.0%
Patient & Client Care	1.8%	0.6%	2.4%	0.8%	3.2%	75.7%	24.3%

October 2022

Health Service Absence Rate - by Staff Category: Oct 2022	Certified absence	Self-certified absence	Non Covid-19 absence	Covid-19 absence	Total absence rate	% Non Covid-19 absence	% Covid-19 absence
HSE Primary Care CHO 7	**4.8%**	**0.5%**	**5.4%**	**1.1%**	**6.4%**	**83.5%**	**16.5%**
Medical & Dental	2.4%	0.3%	2.7%	0.8%	3.5%	77.3%	22.7%
Nursing & Midwifery	3.7%	0.6%	4.2%	1.0%	5.2%	81.4%	18.6%
Health & Social Care Professionals	4.3%	0.4%	4.7%	0.6%	5.3%	88.5%	11.5%
Management & Administrative	6.6%	0.7%	7.3%	0.6%	7.9%	92.8%	7.2%
General Support	8.0%	0.4%	8.4%	2.6%	11.0%	76.0%	24.0%
Patient & Client Care	5.9%	0.8%	6.7%	1.7%	8.3%	79.7%	20.3%

October 2022

Health Service Absence Rate - by Staff Category: Oct 2022	Certified absence	Self-certified absence	Non Covid-19 absence	Covid-19 absence	Total absence rate	% Non Covid-19 absence	% Covid-19 absence
HSE Primary Care CHO 8	**4.9%**	**0.5%**	**5.4%**	**0.7%**	**6.1%**	**88.5%**	**11.5%**
Medical & Dental	2.0%	0.2%	2.2%	0.1%	2.2%	97.1%	2.9%
Nursing & Midwifery	7.3%	0.4%	7.7%	1.2%	8.9%	86.5%	13.5%
Health & Social Care Professionals	4.3%	0.6%	5.0%	0.6%	5.6%	88.9%	11.1%
Management & Administrative	3.5%	0.7%	4.2%	0.5%	4.7%	88.9%	11.1%
General Support	10.3%	0.0%	10.3%	1.4%	11.7%	88.3%	11.7%
Patient & Client Care	5.5%	0.4%	5.9%	0.5%	6.4%	91.8%	8.2%

October 2022

Health Service Absence Rate - by Staff Category: Oct 2022	Certified absence	Self-certified absence	Non Covid-19 absence	Covid-19 absence	Total absence rate	% Non Covid-19 absence	% Covid-19 absence
HSE Primary Care CHO 9	**5.1%**	**0.5%**	**5.5%**	**0.9%**	**6.5%**	**85.6%**	**14.4%**
Medical & Dental	3.1%	0.2%	3.3%	1.6%	4.9%	67.4%	32.6%
Nursing & Midwifery	5.4%	0.6%	5.9%	1.6%	7.6%	78.4%	21.6%
Health & Social Care Professionals	3.7%	0.5%	4.2%	0.6%	4.9%	87.2%	12.8%
Management & Administrative	5.8%	0.4%	6.1%	0.6%	6.8%	90.7%	9.3%
General Support	10.0%	0.0%	10.0%	0.0%	10.0%	100.0%	0.0%
Patient & Client Care	7.2%	0.6%	7.8%	0.2%	7.9%	98.0%	2.0%

October 2022

Health Service Absence Rate - by Staff Category: Oct 2022	Certified absence	Self-certified absence	Non Covid-19 absence	Covid-19 absence	Total absence rate	% Non Covid-19 absence	% Covid-19 absence
HSE Primary Care Other Community Services	**2.4%**	**0.3%**	**2.7%**	**1.1%**	**3.8%**	**71.1%**	**28.9%**
Medical & Dental	1.7%	0.0%	1.7%	0.0%	1.7%	100.0%	0.0%
Nursing & Midwifery	2.7%	0.0%	2.7%	0.9%	3.6%	75.0%	25.0%
Health & Social Care Professionals	3.4%	0.3%	3.7%	3.5%	7.2%	51.1%	48.9%
Management & Administrative	1.9%	0.4%	2.3%	0.0%	2.3%	100.0%	0.0%
General Support	0.0%	0.0%	0.0%	0.0%	0.0%		#DIV/0
Patient & Client Care	3.0%	0.9%	3.9%	3.0%	6.9%	56.3%	43.7%

October 2022

Cork Dental Hospital absence by Staff Category	Certified absence	Self-certified absence	Non Covid-19 absence	Covid-19 absence	Total absence rate	% Non Covid-19 absence	% Covid-19 absence
Cork Dental Hospital (CHO 4)	***4.7%***	***0.4%***	**5.1%**	***0.2%***	**5.3%**	***96.7%***	***3.3%***
Medical & Dental	2.4%	0.0%	2.4%	0.0%	2.4%	100.0%	0.0%
Nursing & Midwifery	6.4%	0.0%	6.4%	0.0%	6.4%	100.0%	0.0%
Health & Social Care Professionals	0.0%	0.0%	0.0%	0.0%	0.0%		#DIV/0
Management & Administrative	4.0%	0.0%	4.0%	0.0%	4.0%	100.0%	0.0%
General Support	8.1%	0.0%	8.1%	0.0%	8.1%	100.0%	0.0%
Patient & Client Care	6.4%	1.3%	7.7%	0.6%	8.3%	92.9%	7.1%

October 2022

Dublin Dental Hospital absence by Staff Category	Certified absence	Self-certified absence	Non Covid-19 absence	Covid-19 absence	Total absence rate	% Non Covid-19 absence	% Covid-19 absence
Dublin Dental Hospital (CHO 6)	***8.7%***	***0.0%***	**8.7%**	***0.0%***	**8.7%**	***100.0%***	***0.0%***
Medical & Dental	8.2%	0.0%	8.2%	0.0%	8.2%	100.0%	0.0%
Nursing & Midwifery	19.6%	0.0%	19.6%	0.0%	19.6%	100.0%	0.0%
Health & Social Care Professionals	0.0%	0.0%	0.0%	0.0%	0.0%		#DIV/0
Management & Administrative	16.5%	0.0%	16.5%	0.0%	16.5%	100.0%	0.0%
General Support	7.8%	0.0%	7.8%	0.0%	7.8%	100.0%	0.0%
Patient & Client Care	0.0%	0.0%	0.0%	0.0%	0.0%		#DIV/0

October 2022

Our Lady's Hospice & Care, Dublin absence by Staff Category	Certified absence	Self-certified absence	Non Covid-19 absence	Covid-19 absence	Total absence rate	% Non Covid-19 absence	% Covid-19 absence
Our Lady's Hospice & Care, Dublin (CHO 7)	***4.8%***	***0.5%***	**5.3%**	***1.1%***	**6.4%**	***82.6%***	***17.4%***
Medical & Dental	7.1%	0.3%	7.4%	0.0%	7.4%	100.0%	0.0%
Nursing & Midwifery	3.1%	0.7%	3.8%	1.0%	4.8%	79.3%	20.7%
Health & Social Care Professionals	4.3%	0.0%	4.3%	1.3%	5.6%	76.7%	23.3%
Management & Administrative	6.3%	0.1%	6.4%	1.2%	7.7%	83.8%	16.2%
General Support	5.0%	0.3%	5.4%	0.8%	6.1%	87.7%	12.3%
Patient & Client Care	6.2%	0.6%	6.9%	1.5%	8.4%	81.7%	18.3%

October 2022

Our Lady's Hospice & Care, Wicklow absence by Staff Category	Certified absence	Self-certified absence	Non Covid-19 absence	Covid-19 absence	Total absence rate	% Non Covid-19 absence	% Covid-19 absence
Our Lady's Hospice & Care, Wicklow (CHO 6)	***1.9%***	***1.0%***	**2.9%**	***2.0%***	**4.9%**	***59.0%***	***41.0%***
Medical & Dental	0.0%	4.2%	4.2%	0.0%	4.2%	100.0%	0.0%
Nursing & Midwifery	2.4%	1.2%	3.6%	2.2%	5.8%	61.6%	38.4%
Health & Social Care Professionals	5.5%	0.0%	5.5%	3.6%	9.2%	60.2%	39.8%
Management & Administrative	0.0%	0.0%	0.0%	0.0%	0.0%		#DIV/0
General Support							
Patient & Client Care	0.0%	0.0%	0.0%	2.2%	2.2%	0.0%	100.0%

Primary Care

Year/ month	Medical & Dental	Nursing & Midwifery	Health & Social Care Professionals	Management & Administrative	General Support	Patient & Client Care	*Certified absence*	*Self-certified absence*	*Non Covid-19 absence*	*Covid-19 absence*	Total absence rate
2022	**4.0%**	**7.8%**	**5.7%**	**5.8%**	**7.7%**	**8.0%**	***4.2%***	***0.3%***	***4.5%***	***2.0%***	***6.6%***
Oct 2022	3.7%	6.4%	4.9%	5.5%	7.7%	6.7%	*4.5%*	*0.5%*	*4.9%*	*0.7%*	*5.7%*
Sep 2022	3.4%	6.1%	4.6%	4.3%	6.7%	6.2%	*4.2%*	*0.3%*	*4.5%*	*0.6%*	*5.1%*
Aug 2022	3.8%	6.7%	4.7%	5.3%	7.2%	6.7%	*4.6%*	*0.3%*	*4.9%*	*0.7%*	*5.6%*
Jul 2022	4.2%	7.7%	5.9%	6.4%	8.2%	8.7%	*4.5%*	*0.3%*	*4.8%*	*2.0%*	*6.8%*
Jun 2022	4.1%	6.9%	5.6%	5.5%	8.5%	6.6%	*3.9%*	*0.3%*	*4.2%*	*1.9%*	*6.1%*
May 2022	2.8%	6.2%	4.2%	4.3%	6.1%	6.6%	*3.9%*	*0.3%*	*4.2%*	*0.9%*	*5.1%*
Apr 2022	3.7%	7.9%	5.9%	5.6%	7.9%	7.7%	*4.2%*	*0.3%*	*4.5%*	*2.0%*	*6.5%*
Mar 2022	5.1%	11.3%	8.5%	8.4%	9.1%	10.4%	*4.4%*	*0.4%*	*4.8%*	*4.4%*	*9.2%*
Feb 2022	4.0%	8.7%	6.1%	5.4%	6.3%	8.6%	*3.9%*	*0.4%*	*4.2%*	*2.6%*	*6.8%*
Jan 2022	5.4%	9.8%	7.2%	7.3%	9.2%	10.3%	*3.7%*	*0.3%*	*4.0%*	*4.3%*	*8.3%*
2021	**3.5%**	**6.0%**	**4.2%**	**4.4%**	**5.0%**	**6.4%**	***3.8%***	***0.3%***	***4.0%***	***1.0%***	***5.0%***
Dec 2021	4.2%	8.3%	5.8%	5.9%	5.9%	8.7%	*4.4%*	*0.3%*	*4.7%*	*2.1%*	*6.8%*
Nov 2021	4.8%	8.0%	5.8%	5.9%	6.4%	8.6%	*4.6%*	*0.4%*	*5.0%*	*1.7%*	*6.7%*
Oct 2021	4.1%	6.6%	5.3%	4.9%	5.7%	7.3%	*4.4%*	*0.4%*	*4.8%*	*1.0%*	*5.8%*
Sep 2021	4.0%	6.2%	4.6%	4.2%	4.7%	6.5%	*4.1%*	*0.3%*	*4.4%*	*0.7%*	*5.2%*
Aug 2021	3.6%	5.8%	4.0%	3.8%	3.9%	6.3%	*3.9%*	*0.2%*	*4.1%*	*0.6%*	*4.7%*
Jul 2021	2.8%	4.8%	3.7%	3.8%	4.0%	5.9%	*3.7%*	*0.2%*	*3.9%*	*0.4%*	*4.3%*
Jun 2021	2.8%	5.1%	3.3%	3.7%	4.3%	4.8%	*3.5%*	*0.2%*	*3.7%*	*0.4%*	*4.1%*
May 2021	2.9%	4.5%	2.9%	3.3%	4.0%	5.0%	*3.2%*	*0.2%*	*3.4%*	*0.4%*	*3.8%*
Apr 2021	2.8%	4.2%	2.8%	3.3%	3.6%	4.7%	*3.0%*	*0.2%*	*3.2%*	*0.4%*	*3.6%*
Mar 2021	3.3%	4.3%	3.2%	3.3%	3.7%	4.4%	*3.0%*	*0.2%*	*3.2%*	*0.5%*	*3.7%*
Feb 2021	3.3%	5.8%	3.8%	4.0%	5.1%	5.9%	*3.4%*	*0.3%*	*3.6%*	*1.1%*	*4.7%*
Jan 2021	3.4%	8.5%	5.3%	6.1%	8.9%	8.5%	*3.8%*	*0.1%*	*3.9%*	*2.9%*	*6.8%*
2020	**3.5%**	**6.3%**	**4.6%**	**5.0%**	**5.3%**	**7.0%**	***4.2%***	***0.2%***	***4.4%***	***1.0%***	***5.4%***
Dec 2020	3.1%	5.7%	4.5%	4.1%	5.3%	5.7%	*3.7%*	*0.2%*	*3.9%*	*1.0%*	*4.8%*
Nov 2020	3.4%	5.7%	3.5%	4.0%	4.8%	5.6%	*3.7%*	*0.2%*	*3.9%*	*0.7%*	*4.5%*
Oct 2020	3.8%	6.6%	4.0%	5.0%	5.2%	7.6%	*4.0%*	*0.2%*	*4.2%*	*1.1%*	*5.4%*
Sep 2020	3.2%	6.0%	4.5%	4.7%	5.2%	7.6%	*4.2%*	*0.2%*	*4.4%*	*0.8%*	*5.2%*
Aug 2020	3.2%	5.5%	4.2%	4.4%	4.4%	7.8%	*4.3%*	*0.2%*	*4.5%*	*0.4%*	*4.9%*
Jul 2020	2.6%	5.3%	4.1%	3.7%	4.1%	6.3%	*3.9%*	*0.2%*	*4.1%*	*0.3%*	*4.4%*
Jun 2020	2.6%	5.2%	3.3%	3.8%	5.0%	5.5%	*3.6%*	*0.1%*	*3.8%*	*0.5%*	*4.2%*

May 2020	2.5%	6.6%	3.8%	4.5%	4.8%	5.7%	*3.7%*	*0.1%*	*3.8%*	*1.1%*	*4.9%*
Apr 2020	5.2%	10.1%	7.0%	7.0%	5.8%	9.7%	*4.6%*	*0.1%*	*4.7%*	*3.3%*	*7.9%*
Mar 2020	6.0%	8.9%	7.6%	7.2%	7.7%	9.9%	*5.1%*	*0.3%*	*5.4%*	*2.7%*	*8.0%*
Feb 2020	3.3%	5.1%	4.1%	5.3%	5.8%	6.5%	*4.5%*	*0.4%*	*4.9%*		*4.9%*
Jan 2020	3.5%	5.1%	4.6%	6.1%	5.1%	7.0%	*4.9%*	*0.4%*	*5.3%*		*5.3%*
2019	**2.8%**	**5.5%**	**3.7%**	**5.0%**	**5.2%**	**6.3%**	***4.3%***	***0.4%***	***4.7%***		***4.7%***
Dec 2019	3.6%	5.8%	4.4%	6.2%	5.0%	7.8%	*5.0%*	*0.5%*	*5.5%*		*5.5%*
Nov 2019	2.8%	5.4%	3.8%	5.8%	5.0%	6.8%	*4.6%*	*0.4%*	*5.0%*		*5.0%*
Oct 2019	2.6%	5.6%	3.7%	5.5%	5.0%	6.7%	*4.5%*	*0.4%*	*4.9%*		*4.9%*
Sep 2019	2.2%	5.0%	3.6%	5.0%	7.6%	6.5%	*4.3%*	*0.3%*	*4.7%*		*4.7%*
Aug 2019	2.9%	5.8%	3.7%	4.8%	5.4%	5.7%	*4.5%*	*0.2%*	*4.8%*		*4.8%*
Jul 2019	2.9%	5.0%	3.5%	4.4%	5.0%	6.2%	*4.2%*	*0.2%*	*4.4%*		*4.4%*
Jun 2019	3.2%	5.2%	3.7%	3.9%	4.9%	5.9%	*4.1%*	*0.3%*	*4.4%*		*4.4%*
May 2019	2.6%	5.5%	3.5%	4.4%	4.6%	5.9%	*4.2%*	*0.3%*	*4.5%*		*4.5%*
Apr 2019	2.8%	4.7%	3.6%	4.7%	5.4%	6.8%	*4.2%*	*0.4%*	*4.5%*		*4.5%*
Mar 2019	2.7%	4.9%	3.6%	4.9%	4.7%	6.2%	*4.2%*	*0.4%*	*4.5%*		*4.5%*
Feb 2019	2.7%	6.9%	3.4%	4.6%	5.7%	6.1%	*4.1%*	*0.8%*	*5.0%*		*5.0%*
Jan 2019	2.5%	5.8%	3.8%	5.6%	4.6%	5.5%	*3.6%*	*0.6%*	*4.2%*		*4.2%*

Primary Care

Year/ month	CHO 1	CHO 2	CHO 3	CHO 4	CHO 5	CHO 6	CHO 7	CHO 8	CHO 9	other Comm.	Community Services absence rate	*Certified absence*	*Self-certified absence*	*Non Covid-19 absence*	*Covid-19 absence*	Total absence rate
2022	6.4%	4.0%	8.0%	4.9%	7.8%	6.7%	7.6%	6.9%	6.9%	4.5%	***6.6%***	***4.2%***	***0.3%***	***4.5%***	***2.0%***	***6.6%***
Oct 2022	5.7%	3.2%	7.6%	3.9%	6.1%	6.1%	6.4%	6.1%	6.5%	3.8%	*5.7%*	4.5%	0.5%	4.9%	0.7%	5.67%
Sep 2022	5.8%	2.3%	6.1%	3.4%	5.9%	5.3%	5.7%	5.7%	6.0%	3.2%	*5.1%*	4.2%	0.3%	4.5%	0.6%	5.11%
Aug 2022	6.1%	2.7%	7.3%	3.2%	7.0%	6.4%	6.7%	6.0%	6.1%	2.6%	*5.6%*	4.6%	0.3%	4.9%	0.7%	5.63%
Jul 2022	6.4%	4.3%	8.7%	5.3%	8.2%	7.7%	8.0%	6.6%	7.2%	4.2%	*6.8%*	4.5%	0.3%	4.8%	2.0%	6.81%
Jun 2022	5.7%	3.7%	7.7%	3.2%	7.8%	6.6%	7.3%	6.5%	6.8%	7.1%	*6.1%*	3.9%	0.3%	4.2%	1.9%	6.07%
May 2022	4.3%	3.2%	5.9%	3.9%	6.0%	6.0%	6.0%	5.5%	5.1%	4.0%	*5.1%*	3.9%	0.3%	4.2%	0.9%	5.08%
Apr 2022	5.9%	4.2%	7.9%	6.4%	7.9%	6.8%	7.6%	7.0%	5.6%	6.0%	*6.5%*	4.2%	0.3%	4.5%	2.0%	6.54%
Mar 2022	9.3%	6.5%	9.7%	7.6%	11.3%	9.1%	10.4%	9.8%	9.2%	4.6%	*9.2%*	4.4%	0.4%	4.8%	4.4%	9.20%
Feb 2022	7.2%	4.1%	7.3%	5.6%	7.6%	6.2%	8.7%	7.0%	7.1%	3.6%	*6.8%*	3.9%	0.4%	4.2%	2.6%	6.81%
Jan 2022	8.3%	6.4%	11.4%	6.5%	9.8%	6.6%	8.8%	8.7%	8.6%	5.6%	*8.3%*	3.7%	0.3%	4.0%	4.3%	8.35%
2021	5.8%	2.8%	5.6%	3.0%	6.1%	4.6%	6.1%	5.8%	5.3%	2.9%	***5.0%***	***3.8%***	***0.3%***	***4.0%***	***1.0%***	***5.0%***
Dec 2021	7.0%	3.9%	8.5%	3.6%	9.4%	6.3%	8.2%	7.6%	7.2%	3.4%	*6.8%*	4.4%	0.3%	4.7%	2.1%	6.80%
Nov 2021	7.4%	3.5%	7.7%	4.4%	8.1%	6.3%	8.6%	7.4%	7.2%	3.2%	*6.7%*	4.6%	0.4%	5.0%	1.7%	6.74%
Oct 2021	7.6%	3.0%	6.5%	3.6%	5.8%	5.2%	7.0%	7.0%	5.8%	3.5%	*5.8%*	4.4%	0.4%	4.8%	1.0%	5.76%
Sep 2021	6.6%	2.7%	6.4%	3.1%	5.5%	5.3%	6.3%	6.2%	5.1%	2.5%	*5.2%*	4.1%	0.3%	4.4%	0.7%	5.15%
Aug 2021	5.7%	2.5%	5.6%	2.5%	5.4%	4.6%	5.6%	5.2%	5.6%	1.3%	*4.7%*	3.9%	0.2%	4.1%	0.6%	4.70%
Jul 2021	4.7%	2.1%	5.1%	2.4%	4.8%	3.8%	5.4%	5.2%	5.4%	2.2%	*4.3%*	3.7%	0.2%	3.9%	0.4%	4.28%
Jun 2021	5.1%	2.2%	4.8%	2.7%	5.5%	3.6%	4.6%	4.3%	4.2%	2.2%	*4.1%*	3.5%	0.2%	3.7%	0.4%	4.09%
May 2021	4.3%	1.8%	4.5%	2.3%	4.9%	3.2%	4.7%	4.0%	3.4%	2.4%	*3.8%*	3.2%	0.2%	3.4%	0.4%	3.77%
Apr 2021	4.4%	2.1%	3.8%	1.7%	4.6%	3.2%	4.4%	4.3%	3.6%	1.9%	*3.6%*	3.0%	0.2%	3.2%	0.4%	3.62%
Mar 2021	4.3%	2.3%	3.1%	2.3%	5.0%	2.9%	4.5%	4.1%	4.0%	2.7%	*3.7%*	3.0%	0.2%	3.2%	0.5%	3.71%
Feb 2021	4.8%	3.3%	4.1%	3.5%	5.7%	3.9%	5.9%	5.6%	4.7%	3.0%	*4.7%*	3.4%	0.3%	3.6%	1.1%	4.71%
Jan 2021	7.9%	5.1%	6.2%	3.6%	7.6%	6.3%	8.0%	8.4%	6.8%	6.7%	*6.8%*	3.8%	0.1%	3.9%	2.9%	6.81%
2020	5.6%	4.2%	5.6%	3.1%	5.2%	5.5%	7.1%	6.0%	5.3%	3.8%	***5.4%***	***4.2%***	***0.2%***	***4.4%***	***1.0%***	***5.4%***
Dec 2020	5.1%	3.9%	5.1%	2.1%	5.1%	3.9%	6.8%	5.5%	5.2%	4.1%	*4.8%*	3.7%	0.2%	3.9%	1.0%	4.82%
Nov 2020	4.7%	3.9%	4.3%	2.8%	4.7%	3.9%	6.1%	4.6%	4.5%	4.2%	*4.5%*	3.7%	0.2%	3.9%	0.7%	4.53%
Oct 2020	6.4%	4.7%	4.1%	2.7%	5.4%	4.7%	7.5%	6.1%	4.7%	6.5%	*5.4%*	4.0%	0.2%	4.2%	1.1%	5.36%
Sep 2020	6.0%	3.5%	4.5%	3.0%	4.8%	4.7%	7.6%	5.7%	4.9%	3.3%	*5.2%*	4.2%	0.2%	4.4%	0.8%	5.21%
Aug 2020	5.1%	3.8%	5.5%	2.6%	5.1%	4.2%	6.9%	5.4%	4.9%	2.6%	*4.9%*	4.3%	0.2%	4.5%	0.4%	4.90%
Jul 2020	4.5%	3.3%	4.3%	2.3%	5.4%	4.7%	6.5%	4.8%	4.2%	1.8%	*4.4%*	3.9%	0.2%	4.1%	0.3%	4.42%
Jun 2020	4.5%	3.0%	4.1%	2.6%	4.3%	3.8%	6.1%	4.8%	3.7%	2.0%	*4.2%*	3.6%	0.1%	3.8%	0.5%	4.22%
May 2020	5.1%	3.5%	5.1%	3.3%	4.6%	5.6%	6.1%	5.5%	4.8%	1.5%	*4.9%*	3.7%	0.1%	3.8%	1.1%	4.88%
Apr 2020	7.7%	6.7%	8.2%	5.5%	7.5%	8.3%	9.6%	8.9%	8.3%	4.8%	*7.9%*	4.6%	0.1%	4.7%	3.3%	7.92%
Mar 2020	8.5%	6.8%	9.3%	3.4%	6.6%	11.3%	9.9%	8.5%	9.2%	7.5%	*8.0%*	5.1%	0.3%	5.4%	2.7%	8.02%
Feb 2020	4.8%	3.1%	5.7%	3.7%	4.8%	5.7%	5.8%	5.6%	5.1%	4.9%	*4.9%*	4.5%	0.4%	4.9%		4.90%
Jan 2020	5.1%	4.0%	6.7%	3.4%	4.6%	6.9%	5.9%	6.7%	5.7%	2.7%	*5.3%*	4.9%	0.4%	5.3%		5.28%
2019	5.8%	3.9%	5.2%	2.8%	5.1%	5.5%	5.4%	5.4%	3.9%		***4.7%***	***4.3%***	***0.4%***	***4.7%***		***4.7%***
Dec 2019	5.2%	4.6%	6.4%	3.8%	5.9%	6.0%	5.9%	7.0%	5.6%		*5.5%*	5.0%	0.5%	5.5%		5.52%
Nov 2019	5.0%	4.1%	5.1%	3.5%	5.1%	6.2%	5.8%	5.8%	5.0%		*5.0%*	4.6%	0.4%	5.0%		5.01%
Oct 2019	4.5%	4.5%	6.2%	3.1%	4.4%	6.5%	6.0%	5.6%	4.9%		*4.9%*	4.5%	0.4%	4.9%		4.92%
Sep 2019	5.1%	3.9%	5.0%	2.8%	4.8%	4.7%	6.0%	4.9%	4.7%		*4.7%*	4.3%	0.3%	4.7%		4.68%
Aug 2019	6.2%	3.9%	5.3%	2.4%	5.4%	5.5%	5.7%	5.6%	4.1%		*4.8%*	4.5%	0.2%	4.8%		4.77%
Jul 2019	6.0%	3.1%	5.1%	2.3%	5.3%	5.9%	5.6%	4.5%	3.4%		*4.4%*	4.2%	0.2%	4.4%		4.41%
Jun 2019	6.2%	3.2%	5.3%	2.6%	5.7%	4.6%	5.2%	4.6%	3.2%		*4.4%*	4.1%	0.3%	4.4%		4.39%
May 2019	5.3%	3.8%	5.2%	2.4%	5.4%	5.6%	4.4%	4.3%	5.8%		*4.5%*	4.2%	0.3%	4.5%		4.47%
Apr 2019	5.5%	3.9%	5.0%	2.7%	4.6%	5.5%	5.3%	5.1%	3.9%		*4.5%*	4.2%	0.4%	4.5%		4.53%
Mar 2019	6.2%	3.6%	4.2%	2.6%	4.7%	5.7%	5.3%	4.5%	4.9%		*4.5%*	4.2%	0.4%	4.5%		4.54%
Feb 2019	7.1%	3.9%	4.9%	3.0%	5.3%	5.7%	5.4%	6.6%	3.4%		*5.0%*	4.1%	0.8%	5.0%		4.99%

Primary Care

Year/ month	CHO 1	CHO 2	CHO 3	CHO 4	CHO 5	CHO 6	CHO 7	CHO 8	CHO 9	other Comm.	Community Services absence rate	*Certified absence*	*Self-certified absence*	*Non Covid-19 absence*	*Covid-19 absence*	Total absence rate
Jan 2019	7.2%	4.2%	5.0%	2.9%	5.1%	4.6%	4.8%	6.2%	1.8%		*4.2%*	3.6%	0.6%	4.2%		4.15%

Total absence rate

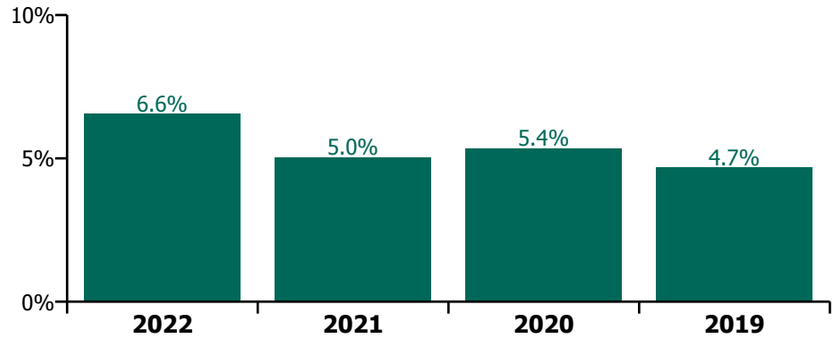

Non Covid-19 & Covid-19 Absence

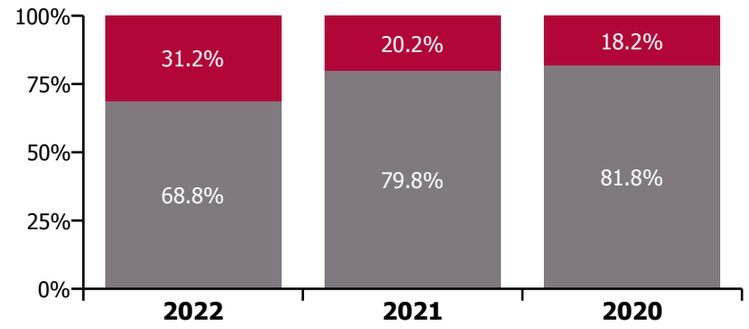
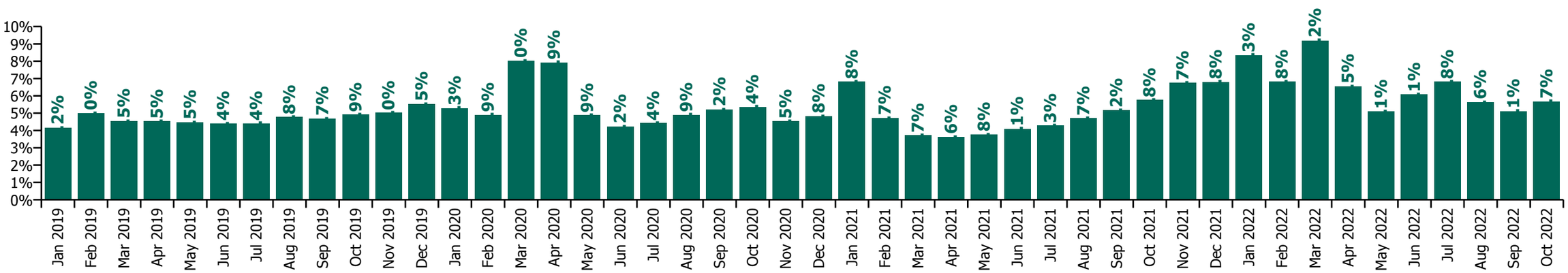
Total absence rate