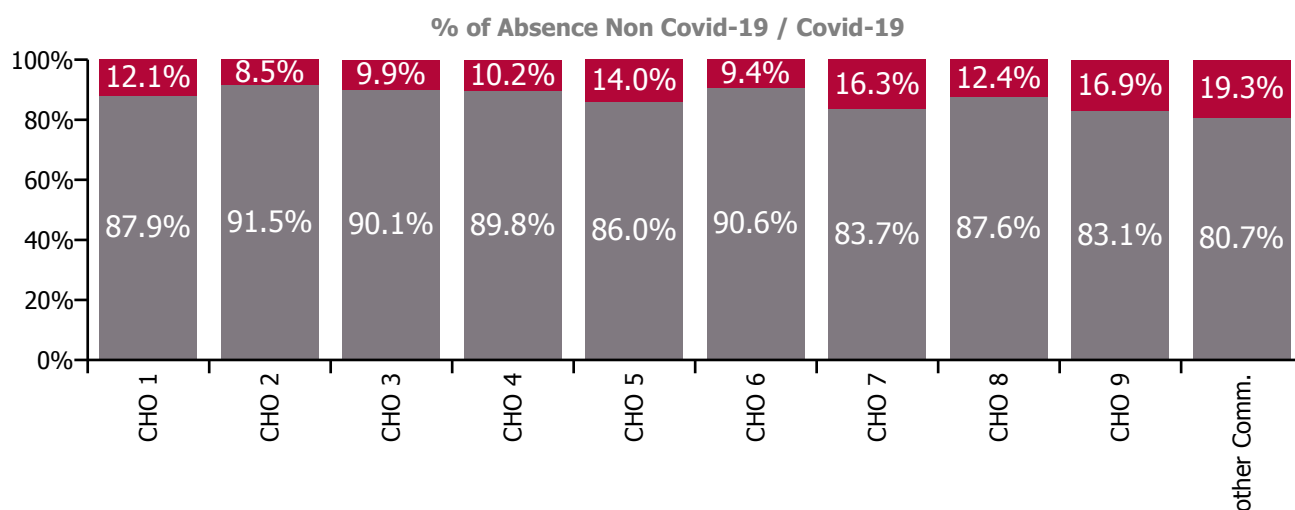
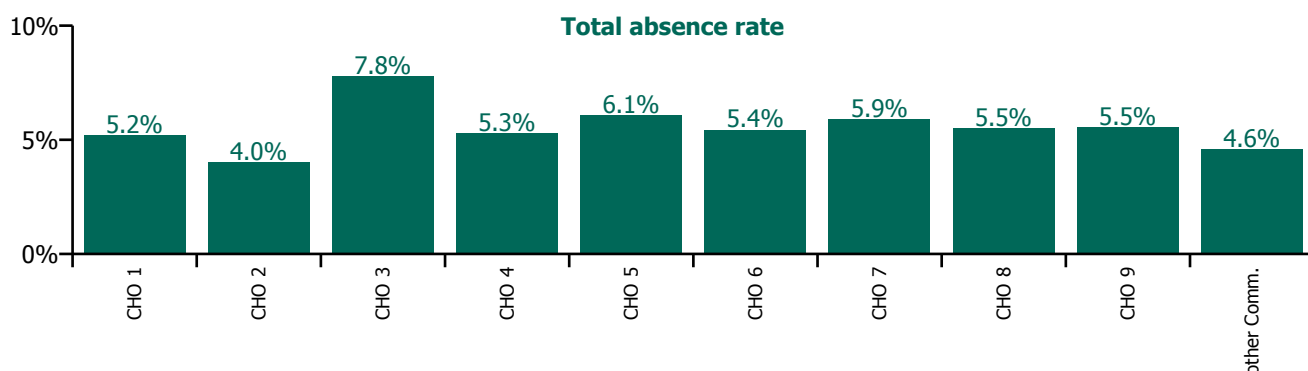


## September 2023

Health Service Absence Rate - by Staff Category: Sep 2023	Certified absence	Self-certified absence	Non Covid-19 absence	Covid-19 absence	Total absence rate	% Non Covid-19 absence	% Covid-19 absence
<b>Primary Care</b>	<b>4.5%</b>	<b>0.4%</b>	<b>4.8%</b>	<b>0.7%</b>	<b>5.5%</b>	<b>87.4%</b>	<b>12.6%</b>
Medical & Dental	2.8%	0.2%	3.0%	0.5%	3.5%	86.1%	13.9%
Nursing & Midwifery	4.9%	0.3%	5.2%	0.8%	6.0%	86.9%	13.1%
Health & Social Care Professionals	4.1%	0.4%	4.5%	0.6%	5.1%	88.9%	11.1%
Management & Administrative	4.6%	0.4%	5.0%	0.7%	5.7%	87.9%	12.1%
General Support	5.0%	0.3%	5.2%	0.7%	5.9%	88.5%	11.5%
Patient & Client Care	5.1%	0.5%	5.5%	1.0%	6.5%	85.0%	15.0%

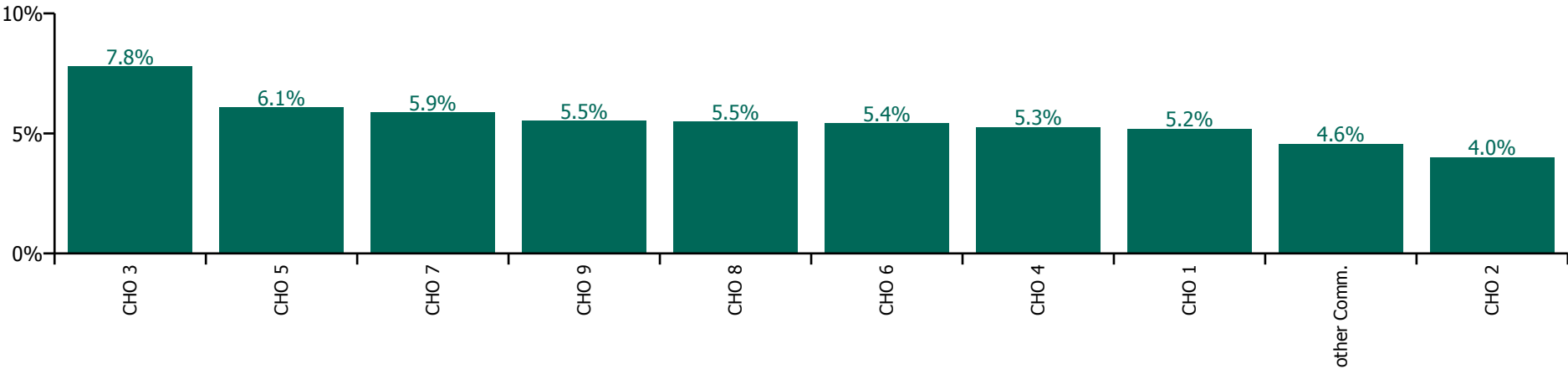
Health Service Absence Rate - Care Group by CHO: Sep 2023	Certified absence	Self-certified absence	Non Covid-19 absence	Covid-19 absence	Total absence rate	% Non Covid-19 absence	% Covid-19 absence
<b>Primary Care</b>	<b>4.5%</b>	<b>0.4%</b>	<b>4.8%</b>	<b>0.7%</b>	<b>5.5%</b>	<b>87.4%</b>	<b>12.6%</b>
CHO 1	4.3%	0.3%	4.6%	0.6%	5.2%	87.9%	12.1%
CHO 2	3.5%	0.2%	3.7%	0.3%	4.0%	91.5%	8.5%
CHO 3	6.6%	0.4%	7.0%	0.8%	7.8%	90.1%	9.9%
CHO 4	4.4%	0.4%	4.7%	0.5%	5.3%	89.8%	10.2%
CHO 5	4.7%	0.5%	5.2%	0.8%	6.1%	86.0%	14.0%
CHO 6	4.5%	0.4%	4.9%	0.5%	5.4%	90.6%	9.4%
CHO 7	4.5%	0.4%	4.9%	1.0%	5.9%	83.7%	16.3%
CHO 8	4.5%	0.3%	4.8%	0.7%	5.5%	87.6%	12.4%
CHO 9	4.2%	0.4%	4.6%	0.9%	5.5%	83.1%	16.9%
Other Community Services	3.3%	0.4%	3.7%	0.9%	4.6%	80.7%	19.3%



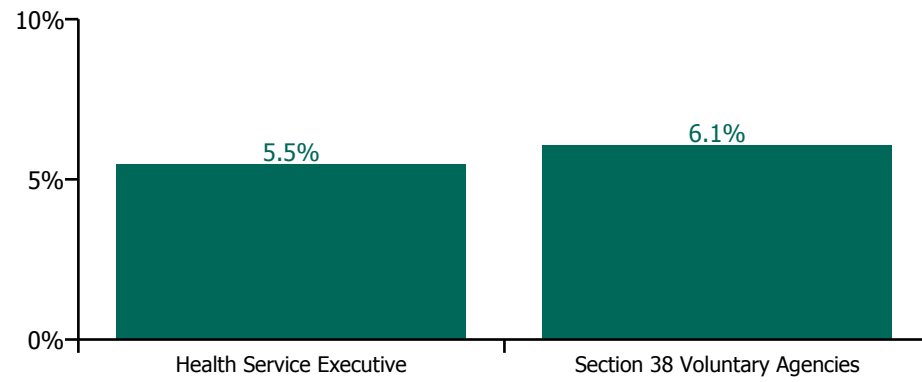
September 2023

Health Service Absence Rate - by Hospital Group & Staff Category: Sep 2023	Medical & Dental	Nursing & Midwifery	Health & Social Care Professionals	Management & Administrative	General Support	Patient & Client Care	Certified absence	Self-certified absence	Non Covid-19 absence	Covid-19 absence	Total absence rate
Primary Care	3.5%	6.0%	5.1%	5.7%	5.9%	6.5%	4.5%	0.4%	4.8%	0.7%	5.5%
CHO 1	3.3%	5.0%	4.5%	5.8%	5.7%	6.3%	4.3%	0.3%	4.6%	0.6%	5.2%
CHO 2	2.5%	4.2%	4.4%	4.3%	0.5%	4.5%	3.5%	0.2%	3.7%	0.3%	4.0%
CHO 3	5.2%	10.2%	7.8%	6.5%	0.5%	7.5%	6.6%	0.4%	7.0%	0.8%	7.8%
CHO 4	3.3%	5.7%	5.8%	4.8%	1.0%	6.6%	4.4%	0.4%	4.7%	0.5%	5.3%
CHO 5	2.9%	6.7%	5.2%	6.8%	4.9%	8.4%	4.7%	0.5%	5.2%	0.8%	6.1%
CHO 6	6.4%	8.0%	4.5%	5.1%	0.7%	2.4%	4.5%	0.4%	4.9%	0.5%	5.4%
CHO 7	2.9%	5.6%	3.9%	6.4%	12.6%	7.4%	4.5%	0.4%	4.9%	1.0%	5.9%
CHO 8	2.4%	6.1%	5.2%	6.0%	5.2%	6.2%	4.5%	0.3%	4.8%	0.7%	5.5%
CHO 9	3.8%	5.5%	4.9%	6.1%	5.8%	7.8%	4.2%	0.4%	4.6%	0.9%	5.5%
Other Community Services	8.3%	4.9%	2.8%	3.8%	0.0%	8.1%	3.3%	0.4%	3.7%	0.9%	4.6%

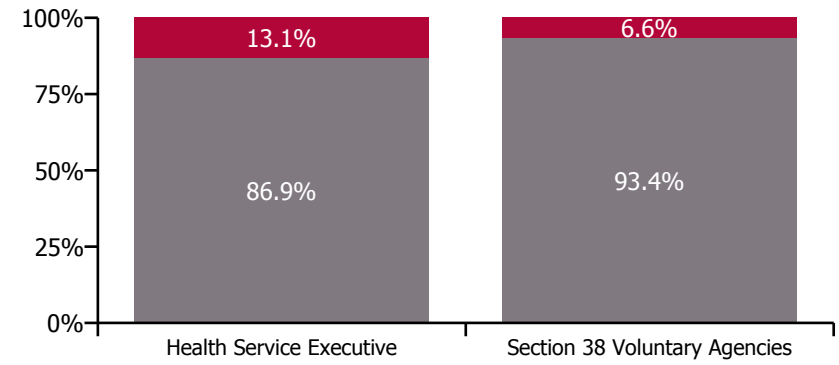
Total absence rate



**Total absence rate**



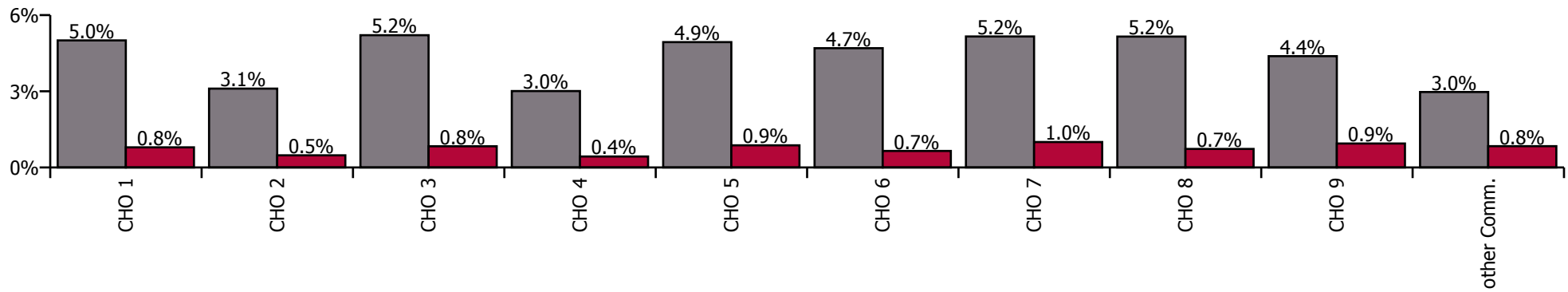
**Non Covid-19 & Covid-19 Absence**



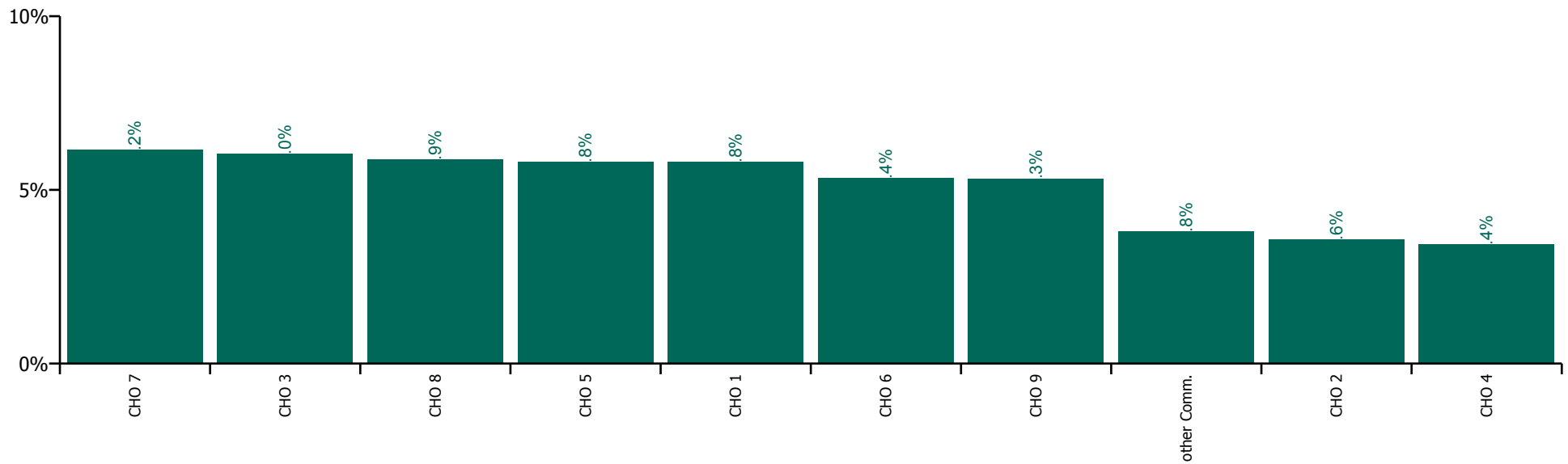
## September 2023

Health Service Absence Rate by Hospital: Sep 2023	Medical & Dental	Nursing & Midwifery	Health & Social Care Professionals	Management & Administrative	General Support	Patient & Client Care	Certified absence	Self-certified absence	Non Covid-19 absence	Covid-19 absence	Total absence rate
<b>Primary Care</b>	<b>3.3%</b>	<b>6.1%</b>	<b>4.4%</b>	<b>5.0%</b>	<b>5.6%</b>	<b>6.7%</b>	<b>4.2%</b>	<b>0.3%</b>	<b>4.5%</b>	<b>0.8%</b>	<b>5.3%</b>
Health Service Executive	2.7%	7.3%	5.1%	5.5%	6.3%	6.0%	4.7%	0.3%	5.0%	0.8%	5.8%
<b>CHO 1</b>	<b>2.7%</b>	<b>7.3%</b>	<b>5.1%</b>	<b>5.5%</b>	<b>6.3%</b>	<b>6.0%</b>	<b>4.7%</b>	<b>0.3%</b>	<b>5.0%</b>	<b>0.8%</b>	<b>5.8%</b>
Health Service Executive	2.2%	4.5%	3.6%	3.6%	0.9%	3.1%	3.0%	0.1%	3.1%	0.5%	3.6%
<b>CHO 2</b>	<b>2.2%</b>	<b>4.5%</b>	<b>3.6%</b>	<b>3.6%</b>	<b>0.9%</b>	<b>3.1%</b>	<b>3.0%</b>	<b>0.1%</b>	<b>3.1%</b>	<b>0.5%</b>	<b>3.6%</b>
Health Service Executive	4.3%	7.0%	5.7%	6.2%	4.2%	6.1%	4.9%	0.3%	5.2%	0.8%	6.0%
<b>CHO 3</b>	<b>4.3%</b>	<b>7.0%</b>	<b>5.7%</b>	<b>6.2%</b>	<b>4.2%</b>	<b>6.1%</b>	<b>4.9%</b>	<b>0.3%</b>	<b>5.2%</b>	<b>0.8%</b>	<b>6.0%</b>
Health Service Executive	3.1%	3.4%	3.0%	3.3%	1.7%	5.9%	2.7%	0.3%	3.0%	0.4%	3.5%
Section 38 Voluntary Agencies	1.0%	3.6%	1.7%	2.0%	3.6%	5.7%	2.4%	0.5%	2.8%	0.3%	3.1%
<b>CHO 4</b>	<b>2.7%</b>	<b>3.4%</b>	<b>3.0%</b>	<b>3.2%</b>	<b>3.2%</b>	<b>5.8%</b>	<b>2.7%</b>	<b>0.3%</b>	<b>3.0%</b>	<b>0.4%</b>	<b>3.4%</b>
Health Service Executive	4.6%	6.8%	5.4%	5.2%	3.4%	7.1%	4.6%	0.4%	4.9%	0.9%	5.8%
<b>CHO 5</b>	<b>4.6%</b>	<b>6.8%</b>	<b>5.4%</b>	<b>5.2%</b>	<b>3.4%</b>	<b>7.1%</b>	<b>4.6%</b>	<b>0.4%</b>	<b>4.9%</b>	<b>0.9%</b>	<b>5.8%</b>
Health Service Executive	5.1%	6.4%	4.4%	5.4%	5.0%	6.0%	4.4%	0.4%	4.8%	0.7%	5.5%
Section 38 Voluntary Agencies	4.0%	13.3%	3.5%	3.9%	5.0%	1.3%	3.8%	0.3%	4.1%	0.4%	4.5%
<b>CHO 6</b>	<b>4.9%</b>	<b>6.9%</b>	<b>4.4%</b>	<b>5.2%</b>	<b>5.0%</b>	<b>4.6%</b>	<b>4.3%</b>	<b>0.4%</b>	<b>4.7%</b>	<b>0.7%</b>	<b>5.4%</b>
Health Service Executive	4.1%	6.5%	4.5%	6.5%	11.6%	8.3%	4.8%	0.4%	5.2%	1.0%	6.2%
Section 38 Voluntary Agencies	2.2%	5.9%	4.3%	3.3%	7.1%	8.0%	4.6%	0.4%	5.0%	1.0%	6.0%
<b>CHO 7</b>	<b>3.8%</b>	<b>6.3%</b>	<b>4.5%</b>	<b>5.9%</b>	<b>8.7%</b>	<b>8.2%</b>	<b>4.8%</b>	<b>0.4%</b>	<b>5.2%</b>	<b>1.0%</b>	<b>6.2%</b>
Health Service Executive	2.5%	7.8%	4.8%	5.4%	6.9%	7.2%	4.8%	0.3%	5.2%	0.7%	5.9%
<b>CHO 8</b>	<b>2.5%</b>	<b>7.8%</b>	<b>4.8%</b>	<b>5.4%</b>	<b>6.9%</b>	<b>7.2%</b>	<b>4.8%</b>	<b>0.3%</b>	<b>5.2%</b>	<b>0.7%</b>	<b>5.9%</b>
Health Service Executive	3.8%	5.8%	4.1%	5.7%	6.0%	8.2%	4.0%	0.4%	4.4%	0.9%	5.3%
<b>CHO 9</b>	<b>3.8%</b>	<b>5.8%</b>	<b>4.1%</b>	<b>5.7%</b>	<b>6.0%</b>	<b>8.2%</b>	<b>4.0%</b>	<b>0.4%</b>	<b>4.4%</b>	<b>0.9%</b>	<b>5.3%</b>
<b>Other Community Services</b>	<b>3.1%</b>	<b>2.9%</b>	<b>4.7%</b>	<b>2.2%</b>	<b>11.7%</b>	<b>8.5%</b>	<b>2.7%</b>	<b>0.3%</b>	<b>3.0%</b>	<b>0.8%</b>	<b>3.8%</b>

Non Covid-19 / Covid-19 absence rates



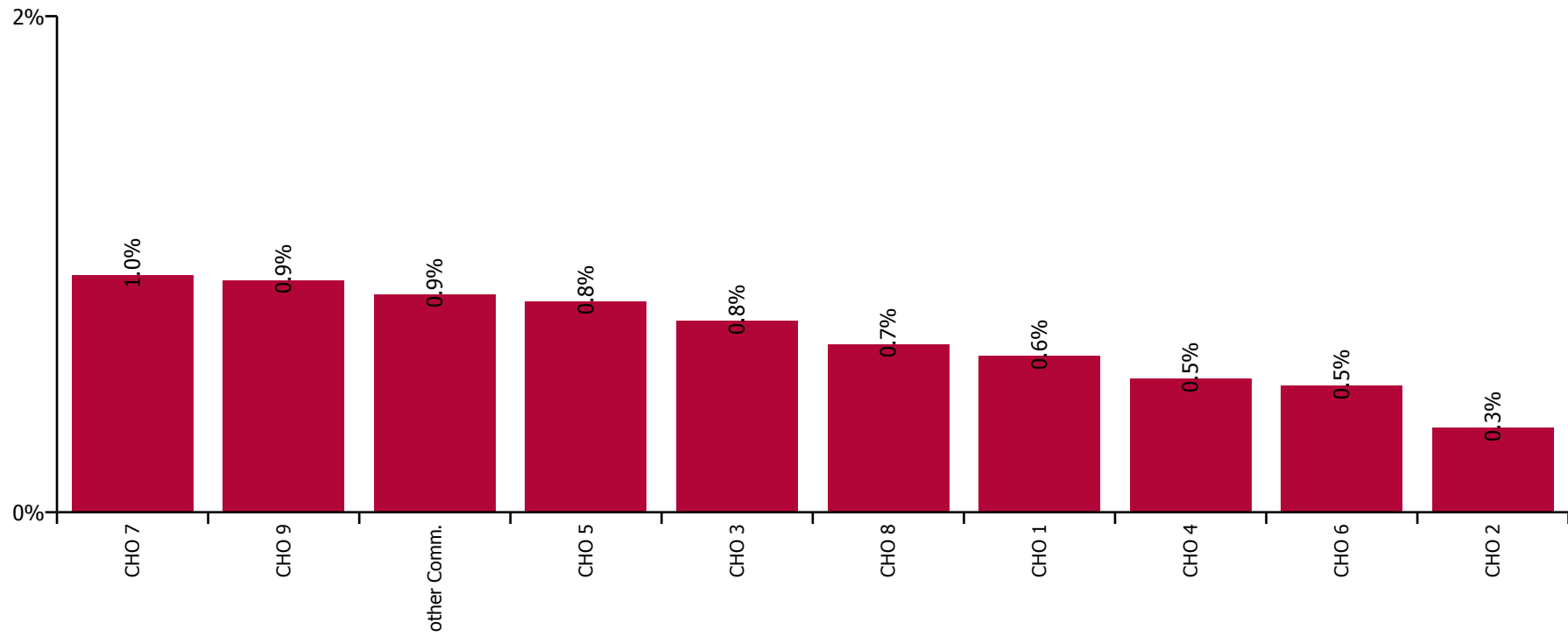
Total absence rate



## September 2023

Health Service Covid-19 Absence Rate - by Staff Category & Hospital: Sep 2023	Medical & Dental	Nursing & Midwifery	Health & Social Care Professionals	Management & Administrative	General Support	Patient & Client Care	Covid-19 absence	Non Covid-19 absence	Total absence rate
<b>Primary Care</b>	<b>0.5%</b>	<b>0.8%</b>	<b>0.6%</b>	<b>5.7%</b>	<b>0.7%</b>	<b>1.0%</b>	<b>0.7%</b>	<b>4.8%</b>	<b>5.5%</b>
Health Service Executive	0.2%	0.6%	0.6%	5.8%	0.0%	0.8%	0.6%	4.6%	5.2%
<b>CHO 1</b>	<b>0.2%</b>	<b>0.6%</b>	<b>0.6%</b>	<b>5.8%</b>	<b>0.0%</b>	<b>0.8%</b>	<b>0.6%</b>	<b>4.6%</b>	<b>5.2%</b>
Health Service Executive	0.0%	0.4%	0.2%	4.3%	0.0%	0.0%	0.3%	3.7%	4.0%
<b>CHO 2</b>	<b>0.0%</b>	<b>0.4%</b>	<b>0.2%</b>	<b>4.3%</b>	<b>0.0%</b>	<b>0.0%</b>	<b>0.3%</b>	<b>3.7%</b>	<b>4.0%</b>
Health Service Executive	0.5%	0.8%	0.8%	6.5%	0.0%	1.7%	0.8%	7.0%	7.8%
<b>CHO 3</b>	<b>0.5%</b>	<b>0.8%</b>	<b>0.8%</b>	<b>6.5%</b>	<b>0.0%</b>	<b>1.7%</b>	<b>0.8%</b>	<b>7.0%</b>	<b>7.8%</b>
Health Service Executive	0.3%	0.5%	0.8%	5.1%	0.0%	0.3%	0.6%	5.0%	5.6%
Section 38 Voluntary Agencies	0.0%	0.0%	0.0%	0.7%	0.0%	0.0%	0.0%	0.9%	0.9%
<b>CHO 4</b>	<b>0.2%</b>	<b>0.5%</b>	<b>0.8%</b>	<b>4.8%</b>	<b>0.0%</b>	<b>0.2%</b>	<b>0.5%</b>	<b>4.7%</b>	<b>5.3%</b>
Health Service Executive	0.5%	0.7%	0.7%	6.8%	0.0%	2.6%	0.8%	5.2%	6.1%
<b>CHO 5</b>	<b>0.5%</b>	<b>0.7%</b>	<b>0.7%</b>	<b>6.8%</b>	<b>0.0%</b>	<b>2.6%</b>	<b>0.8%</b>	<b>5.2%</b>	<b>6.1%</b>
Health Service Executive	0.4%	0.9%	0.4%	5.4%	0.0%	0.7%	0.5%	4.4%	4.9%
Section 38 Voluntary Agencies	0.0%	0.7%	7.2%	3.1%	0.0%	0.0%	0.5%	7.8%	8.3%
<b>CHO 6</b>	<b>0.4%</b>	<b>0.8%</b>	<b>0.6%</b>	<b>5.1%</b>	<b>0.0%</b>	<b>0.5%</b>	<b>0.5%</b>	<b>4.9%</b>	<b>5.4%</b>
Health Service Executive	0.5%	1.3%	0.7%	6.9%	5.8%	1.7%	1.1%	4.4%	5.5%
Section 38 Voluntary Agencies	0.0%	0.8%	0.3%	4.1%	0.3%	0.6%	0.5%	6.3%	6.8%
<b>CHO 7</b>	<b>0.4%</b>	<b>1.1%</b>	<b>0.6%</b>	<b>6.4%</b>	<b>2.2%</b>	<b>1.3%</b>	<b>1.0%</b>	<b>4.9%</b>	<b>5.9%</b>
Health Service Executive	0.1%	0.9%	0.7%	6.0%	0.0%	1.2%	0.7%	4.8%	5.5%
<b>CHO 8</b>	<b>0.1%</b>	<b>0.9%</b>	<b>0.7%</b>	<b>6.0%</b>	<b>0.0%</b>	<b>1.2%</b>	<b>0.7%</b>	<b>4.8%</b>	<b>5.5%</b>
Health Service Executive	1.9%	1.2%	0.2%	6.1%	1.0%	0.7%	0.9%	4.6%	5.5%
<b>CHO 9</b>	<b>1.9%</b>	<b>1.2%</b>	<b>0.2%</b>	<b>6.1%</b>	<b>1.0%</b>	<b>0.7%</b>	<b>0.9%</b>	<b>4.6%</b>	<b>5.5%</b>
<b>Other Community Services</b>	<b>1.3%</b>	<b>3.1%</b>	<b>0.0%</b>	<b>3.8%</b>	<b>0.0%</b>	<b>3.4%</b>	<b>0.9%</b>	<b>3.7%</b>	<b>4.6%</b>

### Covid-19 absence rate



### September 2023

Health Service Absence Rate - by Staff Category: Sep 2023	Certified absence	Self-certified absence	Non Covid-19 absence	Covid-19 absence	Total absence rate	% Non Covid-19 absence	% Covid-19 absence
<b>HSE Primary Care CHO 1</b>	<b>4.3%</b>	<b>0.3%</b>	<b>4.6%</b>	<b>0.6%</b>	<b>5.2%</b>	<b>87.9%</b>	<b>12.1%</b>
Medical & Dental	2.8%	0.3%	3.1%	0.2%	3.3%	93.5%	6.5%
Nursing & Midwifery	4.2%	0.2%	4.5%	0.6%	5.0%	88.7%	11.3%
Health & Social Care Professionals	3.5%	0.4%	4.0%	0.6%	4.5%	87.1%	12.9%
Management & Administrative	4.6%	0.4%	4.9%	0.9%	5.8%	84.6%	15.4%
General Support	5.4%	0.3%	5.7%	0.0%	5.7%	100.0%	0.0%
Patient & Client Care	5.3%	0.2%	5.5%	0.8%	6.3%	87.9%	12.1%

### September 2023

Health Service Absence Rate - by Staff Category: Sep 2023	Certified absence	Self-certified absence	Non Covid-19 absence	Covid-19 absence	Total absence rate	% Non Covid-19 absence	% Covid-19 absence
<b>HSE Primary Care CHO 2</b>	<b>3.5%</b>	<b>0.2%</b>	<b>3.7%</b>	<b>0.3%</b>	<b>4.0%</b>	<b>91.5%</b>	<b>8.5%</b>
Medical & Dental	2.5%	0.0%	2.5%	0.0%	2.5%	100.0%	0.0%
Nursing & Midwifery	3.6%	0.1%	3.7%	0.4%	4.2%	89.6%	10.4%
Health & Social Care Professionals	4.0%	0.2%	4.2%	0.2%	4.4%	96.4%	3.6%
Management & Administrative	3.4%	0.2%	3.6%	0.7%	4.3%	83.6%	16.4%
General Support	0.5%	0.0%	0.5%	0.0%	0.5%	100.0%	0.0%
Patient & Client Care	4.2%	0.3%	4.5%	0.0%	4.5%	100.0%	0.0%

### September 2023

Health Service Absence Rate - by Staff Category: Sep 2023	Certified absence	Self-certified absence	Non Covid-19 absence	Covid-19 absence	Total absence rate	% Non Covid-19 absence	% Covid-19 absence
<b>HSE Primary Care CHO 3</b>	<b>6.6%</b>	<b>0.4%</b>	<b>7.0%</b>	<b>0.8%</b>	<b>7.8%</b>	<b>90.1%</b>	<b>9.9%</b>
Medical & Dental	4.5%	0.2%	4.7%	0.5%	5.2%	91.0%	9.0%
Nursing & Midwifery	8.8%	0.5%	9.3%	0.8%	10.2%	91.8%	8.2%
Health & Social Care Professionals	6.6%	0.4%	7.0%	0.8%	7.8%	90.0%	10.0%
Management & Administrative	5.7%	0.3%	6.0%	0.5%	6.5%	92.3%	7.7%
General Support	0.2%	0.3%	0.5%	0.0%	0.5%	100.0%	0.0%
Patient & Client Care	5.4%	0.4%	5.8%	1.7%	7.5%	77.7%	22.3%

### September 2023

Health Service Absence Rate - by Staff Category: Sep 2023	Certified absence	Self-certified absence	Non Covid-19 absence	Covid-19 absence	Total absence rate	% Non Covid-19 absence	% Covid-19 absence
<b>HSE Primary Care CHO 4</b>	<b>4.4%</b>	<b>0.4%</b>	<b>4.7%</b>	<b>0.5%</b>	<b>5.3%</b>	<b>89.8%</b>	<b>10.2%</b>
Medical & Dental	2.7%	0.3%	3.0%	0.2%	3.3%	92.5%	7.5%
Nursing & Midwifery	4.7%	0.4%	5.2%	0.5%	5.7%	90.7%	9.3%
Health & Social Care Professionals	4.5%	0.5%	5.0%	0.8%	5.8%	86.2%	13.8%
Management & Administrative	4.0%	0.3%	4.2%	0.5%	4.8%	88.7%	11.3%
General Support	1.0%	0.0%	1.0%	0.0%	1.0%	100.0%	0.0%
Patient & Client Care	6.0%	0.4%	6.4%	0.2%	6.6%	96.5%	3.5%



## September 2023

Health Service Absence Rate - by Staff Category: Sep 2023	Certified absence	Self-certified absence	Non Covid-19 absence	Covid-19 absence	Total absence rate	% Non Covid-19 absence	% Covid-19 absence
<b>HSE Primary Care CHO 5</b>	<b>4.7%</b>	<b>0.5%</b>	<b>5.2%</b>	<b>0.8%</b>	<b>6.1%</b>	<b>86.0%</b>	<b>14.0%</b>
Medical & Dental	2.1%	0.3%	2.4%	0.5%	2.9%	82.4%	17.6%
Nursing & Midwifery	5.6%	0.5%	6.1%	0.7%	6.7%	90.2%	9.8%
Health & Social Care Professionals	4.2%	0.4%	4.5%	0.7%	5.2%	86.0%	14.0%
Management & Administrative	5.2%	0.7%	5.9%	0.9%	6.8%	86.5%	13.5%
General Support	4.9%	0.0%	4.9%	0.0%	4.9%	100.0%	0.0%
Patient & Client Care	5.1%	0.7%	5.8%	2.6%	8.4%	68.9%	31.1%

## September 2023

Health Service Absence Rate - by Staff Category: Sep 2023	Certified absence	Self-certified absence	Non Covid-19 absence	Covid-19 absence	Total absence rate	% Non Covid-19 absence	% Covid-19 absence
<b>HSE Primary Care CHO 6</b>	<b>4.5%</b>	<b>0.4%</b>	<b>4.9%</b>	<b>0.5%</b>	<b>5.4%</b>	<b>90.6%</b>	<b>9.4%</b>
Medical & Dental	5.8%	0.2%	6.0%	0.4%	6.4%	94.1%	5.9%
Nursing & Midwifery	6.7%	0.5%	7.2%	0.8%	8.0%	89.6%	10.4%
Health & Social Care Professionals	3.5%	0.5%	4.0%	0.6%	4.5%	87.4%	12.6%
Management & Administrative	4.3%	0.5%	4.8%	0.3%	5.1%	95.0%	5.0%
General Support	0.7%	0.0%	0.7%	0.0%	0.7%	100.0%	0.0%
Patient & Client Care	1.5%	0.4%	1.9%	0.5%	2.4%	79.7%	20.3%

## September 2023

Health Service Absence Rate - by Staff Category: Sep 2023	Certified absence	Self-certified absence	Non Covid-19 absence	Covid-19 absence	Total absence rate	% Non Covid-19 absence	% Covid-19 absence
<b>HSE Primary Care CHO 7</b>	<b>4.5%</b>	<b>0.4%</b>	<b>4.9%</b>	<b>1.0%</b>	<b>5.9%</b>	<b>83.7%</b>	<b>16.3%</b>
Medical & Dental	2.2%	0.2%	2.5%	0.4%	2.9%	85.5%	14.5%
Nursing & Midwifery	4.0%	0.5%	4.5%	1.1%	5.6%	79.6%	20.4%
Health & Social Care Professionals	2.9%	0.4%	3.3%	0.6%	3.9%	83.7%	16.3%
Management & Administrative	5.5%	0.4%	5.8%	0.6%	6.4%	91.1%	8.9%
General Support	9.8%	0.6%	10.3%	2.2%	12.6%	82.4%	17.6%
Patient & Client Care	5.4%	0.7%	6.1%	1.3%	7.4%	82.9%	17.1%

## September 2023

Health Service Absence Rate - by Staff Category: Sep 2023	Certified absence	Self-certified absence	Non Covid-19 absence	Covid-19 absence	Total absence rate	% Non Covid-19 absence	% Covid-19 absence
<b>HSE Primary Care CHO 8</b>	<b>4.5%</b>	<b>0.3%</b>	<b>4.8%</b>	<b>0.7%</b>	<b>5.5%</b>	<b>87.6%</b>	<b>12.4%</b>
Medical & Dental	2.0%	0.3%	2.2%	0.1%	2.4%	94.4%	5.6%
Nursing & Midwifery	5.0%	0.2%	5.3%	0.9%	6.1%	85.8%	14.2%
Health & Social Care Professionals	4.2%	0.3%	4.5%	0.7%	5.2%	86.2%	13.8%
Management & Administrative	5.1%	0.4%	5.4%	0.5%	6.0%	90.9%	9.1%
General Support	4.4%	0.8%	5.2%	0.0%	5.2%	100.0%	0.0%
Patient & Client Care	4.7%	0.4%	5.1%	1.2%	6.2%	81.3%	18.7%

## September 2023

Health Service Absence Rate - by Staff Category: Sep 2023	Certified absence	Self- certified absence	Non Covid-19 absence	Covid-19 absence	Total absence rate	% Non Covid-19 absence	% Covid-19 absence
<b>HSE Primary Care CHO 9</b>	<b>4.2%</b>	<b>0.4%</b>	<b>4.6%</b>	<b>0.9%</b>	<b>5.5%</b>	<b>83.1%</b>	<b>16.9%</b>
Medical & Dental	1.6%	0.2%	1.8%	1.9%	3.8%	48.9%	51.1%
Nursing & Midwifery	4.0%	0.3%	4.3%	1.2%	5.5%	78.4%	21.6%
Health & Social Care Professionals	4.3%	0.4%	4.7%	0.2%	4.9%	96.4%	3.6%
Management & Administrative	4.4%	0.5%	4.9%	1.2%	6.1%	80.6%	19.4%
General Support	4.7%	0.1%	4.8%	1.0%	5.8%	82.2%	17.8%
Patient & Client Care	6.6%	0.4%	7.1%	0.7%	7.8%	90.8%	9.2%

## September 2023

Health Service Absence Rate - by Staff Category: Sep 2023	Certified absence	Self- certified absence	Non Covid-19 absence	Covid-19 absence	Total absence rate	% Non Covid-19 absence	% Covid-19 absence
<b>HSE Primary Care Other Community Services</b>	<b>3.3%</b>	<b>0.4%</b>	<b>3.7%</b>	<b>0.9%</b>	<b>4.6%</b>	<b>80.7%</b>	<b>19.3%</b>
Medical & Dental	6.4%	0.6%	7.0%	1.3%	8.3%	84.2%	15.8%
Nursing & Midwifery	1.8%	0.0%	1.8%	3.1%	4.9%	37.5%	62.5%
Health & Social Care Professionals	2.5%	0.4%	2.8%	0.0%	2.8%	100.0%	0.0%
Management & Administrative	3.1%	0.3%	3.4%	0.4%	3.8%	90.1%	9.9%
General Support	0.0%	0.0%	0.0%	0.0%	0.0%		#DIV/0
Patient & Client Care	4.3%	0.5%	4.7%	3.4%	8.1%	58.5%	41.5%

## September 2023

Cork Dental Hospital absence by Staff Category	Certified absence	Self-certified absence	Non Covid-19 absence	Covid-19 absence	Total absence rate	% Non Covid-19 absence	% Covid-19 absence
Cork Dental Hospital (CHO 4)	0.9%	0.0%	0.9%	0.0%	0.9%	100.0%	0.0%
Medical & Dental	0.0%	0.0%	0.0%	0.0%	0.0%		
Nursing & Midwifery	2.0%	0.0%	2.0%	0.0%	2.0%	100.0%	0.0%
Health & Social Care Professionals	0.0%	0.0%	0.0%	0.0%	0.0%		#DIV/0
Management & Administrative	0.7%	0.0%	0.7%	0.0%	0.7%	100.0%	0.0%
General Support	1.3%	0.0%	1.3%	0.0%	1.3%	100.0%	0.0%
Patient & Client Care	1.6%	0.0%	1.6%	0.0%	1.6%	100.0%	0.0%

## September 2023

Dublin Dental Hospital absence by Staff Category	Certified absence	Self-certified absence	Non Covid-19 absence	Covid-19 absence	Total absence rate	% Non Covid-19 absence	% Covid-19 absence
Dublin Dental Hospital (CHO 6)	7.0%	0.0%	7.0%	0.0%	7.0%	100.0%	0.0%
Medical & Dental	18.2%	0.0%	18.2%	0.0%	18.2%	100.0%	0.0%
Nursing & Midwifery	37.9%	0.0%	37.9%	0.0%	37.9%	100.0%	0.0%
Health & Social Care Professionals	0.0%	0.0%	0.0%	0.0%	0.0%		#DIV/0
Management & Administrative	3.3%	0.0%	3.3%	0.0%	3.3%	100.0%	0.0%
General Support	0.0%	0.0%	0.0%	0.0%	0.0%		
Patient & Client Care	0.0%	0.0%	0.0%	0.0%	0.0%		#DIV/0

## September 2023

Our Lady's Hospice & Care, Dublin absence by Staff Category	Certified absence	Self-certified absence	Non Covid-19 absence	Covid-19 absence	Total absence rate	% Non Covid-19 absence	% Covid-19 absence
Our Lady's Hospice & Care, Dublin (CHO 7)	5.7%	0.6%	6.3%	0.5%	6.8%	92.9%	7.1%
Medical & Dental	7.0%	0.0%	7.0%	0.0%	7.0%	100.0%	0.0%
Nursing & Midwifery	5.1%	0.7%	5.8%	0.8%	6.6%	88.4%	11.6%
Health & Social Care Professionals	1.9%	0.5%	2.5%	0.3%	2.8%	88.5%	11.5%
Management & Administrative	4.0%	0.1%	4.1%	0.0%	4.1%	100.0%	0.0%
General Support	8.7%	0.8%	9.4%	0.3%	9.7%	97.3%	2.7%
Patient & Client Care	6.9%	0.7%	7.6%	0.6%	8.2%	93.0%	7.0%

## September 2023

[illegible]

## Primary Care

Year/ month	Medical & Dental	Nursing & Midwifery	Health & Social Care Professionals	Management & Administrative	General Support	Patient & Client Care	Certified absence	Self-certified absence	Non Covid-19 absence	Covid-19 absence	Total absence rate
<b>2023</b>	<b>3.3%</b>	<b>6.1%</b>	<b>4.4%</b>	<b>5.1%</b>	<b>6.3%</b>	<b>6.5%</b>	<b>4.4%</b>	<b>0.3%</b>	<b>4.8%</b>	<b>0.5%</b>	<b>5.2%</b>
Sep 2023	3.5%	6.0%	5.1%	5.7%	5.9%	6.5%	4.5%	0.4%	4.8%	0.7%	5.5%
Aug 2023	3.5%	6.5%	5.1%	5.4%	7.2%	5.9%	4.6%	0.3%	4.9%	0.7%	5.6%
Jul 2023	3.1%	6.2%	4.1%	4.4%	6.6%	5.6%	4.3%	0.3%	4.6%	0.3%	4.9%
Jun 2023	3.0%	5.9%	4.0%	4.7%	5.7%	5.7%	4.3%	0.3%	4.6%	0.2%	4.9%
May 2023	2.6%	6.0%	4.2%	4.8%	5.8%	6.2%	4.3%	0.3%	4.6%	0.3%	4.9%
Apr 2023	3.6%	5.6%	4.3%	4.9%	5.3%	6.4%	4.3%	0.3%	4.6%	0.4%	5.0%
Mar 2023	3.6%	5.6%	4.2%	5.0%	6.0%	6.3%	4.2%	0.3%	4.6%	0.5%	5.0%
Feb 2023	3.1%	5.9%	4.0%	5.1%	6.1%	7.8%	4.4%	0.4%	4.8%	0.4%	5.2%
Jan 2023	3.3%	7.0%	5.1%	5.9%	8.4%	8.5%	4.9%	0.4%	5.4%	0.8%	6.2%
<b>2022</b>	<b>4.0%</b>	<b>7.6%</b>	<b>5.6%</b>	<b>5.9%</b>	<b>7.7%</b>	<b>8.0%</b>	<b>4.2%</b>	<b>0.4%</b>	<b>4.6%</b>	<b>1.9%</b>	<b>6.5%</b>
Dec 2022	4.2%	7.2%	5.6%	6.8%	8.1%	8.4%	5.0%	0.5%	5.5%	1.1%	6.7%
Nov 2022	3.7%	6.1%	4.6%	5.3%	6.7%	7.1%	4.4%	0.4%	4.8%	0.7%	5.5%
Oct 2022	3.7%	6.4%	4.9%	5.5%	7.7%	6.7%	4.5%	0.5%	4.9%	0.7%	5.7%
Sep 2022	3.4%	6.1%	4.6%	4.3%	6.7%	6.2%	4.2%	0.3%	4.5%	0.6%	5.1%
Aug 2022	3.8%	6.6%	4.6%	5.3%	7.2%	6.7%	4.6%	0.3%	4.9%	0.7%	5.6%
Jul 2022	4.1%	7.7%	5.9%	6.3%	8.3%	8.7%	4.5%	0.3%	4.8%	2.0%	6.8%
Jun 2022	4.1%	6.9%	5.6%	5.5%	8.6%	6.6%	3.9%	0.3%	4.2%	1.9%	6.1%
May 2022	2.8%	6.2%	4.2%	4.3%	6.1%	6.6%	3.9%	0.3%	4.2%	0.9%	5.1%
Apr 2022	3.7%	7.9%	5.9%	5.6%	7.9%	7.7%	4.2%	0.3%	4.5%	2.0%	6.5%
Mar 2022	5.1%	11.3%	8.5%	8.4%	9.1%	10.4%	4.4%	0.4%	4.8%	4.4%	9.2%
Feb 2022	4.0%	8.7%	6.1%	5.4%	6.3%	8.6%	3.9%	0.4%	4.2%	2.6%	6.8%
Jan 2022	5.4%	9.8%	7.2%	7.3%	9.2%	10.3%	3.7%	0.3%	4.0%	4.3%	8.3%
<b>2021</b>	<b>3.5%</b>	<b>6.0%</b>	<b>4.2%</b>	<b>4.4%</b>	<b>5.0%</b>	<b>6.4%</b>	<b>3.8%</b>	<b>0.3%</b>	<b>4.0%</b>	<b>1.0%</b>	<b>5.0%</b>
Dec 2021	4.2%	8.3%	5.8%	5.9%	5.9%	8.7%	4.4%	0.3%	4.7%	2.1%	6.8%
Nov 2021	4.8%	8.0%	5.8%	5.9%	6.4%	8.6%	4.6%	0.4%	5.0%	1.7%	6.7%
Oct 2021	4.1%	6.6%	5.3%	4.9%	5.7%	7.3%	4.4%	0.4%	4.8%	1.0%	5.8%
Sep 2021	4.0%	6.2%	4.6%	4.2%	4.7%	6.5%	4.1%	0.3%	4.4%	0.7%	5.2%
Aug 2021	3.6%	5.8%	4.0%	3.8%	3.9%	6.3%	3.9%	0.2%	4.1%	0.6%	4.7%
Jul 2021	2.8%	4.8%	3.7%	3.8%	4.0%	5.9%	3.7%	0.2%	3.9%	0.4%	4.3%
Jun 2021	2.8%	5.1%	3.3%	3.7%	4.3%	4.8%	3.5%	0.2%	3.7%	0.4%	4.1%
May 2021	2.9%	4.5%	2.9%	3.3%	4.0%	5.0%	3.2%	0.2%	3.4%	0.4%	3.8%

Apr 2021	2.8%	4.2%	2.8%	3.3%	3.6%	4.7%	3.0%	0.2%	3.2%	0.4%	3.6%
Mar 2021	3.3%	4.3%	3.2%	3.3%	3.7%	4.4%	3.0%	0.2%	3.2%	0.5%	3.7%
Feb 2021	3.3%	5.8%	3.8%	4.0%	5.1%	5.9%	3.4%	0.3%	3.6%	1.1%	4.7%
Jan 2021	3.4%	8.5%	5.3%	6.1%	8.9%	8.5%	3.8%	0.1%	3.9%	2.9%	6.8%
<b>2020</b>	<b>3.5%</b>	<b>6.3%</b>	<b>4.6%</b>	<b>5.0%</b>	<b>5.3%</b>	<b>7.0%</b>	<b>4.2%</b>	<b>0.2%</b>	<b>4.4%</b>	<b>1.0%</b>	<b>5.4%</b>
Dec 2020	3.1%	5.7%	4.5%	4.1%	5.3%	5.7%	3.7%	0.2%	3.9%	1.0%	4.8%
Nov 2020	3.4%	5.7%	3.5%	4.0%	4.8%	5.6%	3.7%	0.2%	3.9%	0.7%	4.5%
Oct 2020	3.8%	6.6%	4.0%	5.0%	5.2%	7.6%	4.0%	0.2%	4.2%	1.1%	5.4%
Sep 2020	3.2%	6.0%	4.5%	4.7%	5.2%	7.6%	4.2%	0.2%	4.4%	0.8%	5.2%
Aug 2020	3.2%	5.5%	4.2%	4.4%	4.4%	7.8%	4.3%	0.2%	4.5%	0.4%	4.9%
Jul 2020	2.6%	5.3%	4.1%	3.7%	4.1%	6.3%	3.9%	0.2%	4.1%	0.3%	4.4%
Jun 2020	2.6%	5.2%	3.3%	3.8%	5.0%	5.5%	3.6%	0.1%	3.8%	0.5%	4.2%
May 2020	2.5%	6.6%	3.8%	4.5%	4.8%	5.7%	3.7%	0.1%	3.8%	1.1%	4.9%
Apr 2020	5.2%	10.1%	7.0%	7.0%	5.8%	9.7%	4.6%	0.1%	4.7%	3.3%	7.9%
Mar 2020	6.0%	8.9%	7.6%	7.2%	7.7%	9.9%	5.1%	0.3%	5.4%	2.7%	8.0%
Feb 2020	3.3%	5.1%	4.1%	5.3%	5.8%	6.5%	4.5%	0.4%	4.9%		4.9%
Jan 2020	3.5%	5.1%	4.6%	6.1%	5.1%	7.0%	4.9%	0.4%	5.3%		5.3%

Primary Care

Year/ month	CHO 1	CHO 2	CHO 3	CHO 4	CHO 5	CHO 6	CHO 7	CHO 8	CHO 9	other Comm.	Community Services absence rate	Certified absence	Self-certified absence	Non Covid-19 absence	Covid-19 absence	Total absence rate
2023	5.2%	3.1%	6.1%	4.3%	6.0%	4.9%	6.1%	5.9%	6.0%	4.0%	5.2%	4.4%	0.3%	4.8%	0.5%	5.2%
Sep 2023	5.2%	4.0%	7.8%	5.3%	6.1%	5.4%	5.9%	5.5%	5.5%	4.6%	5.5%	4.5%	0.4%	4.8%	0.7%	5.51%
Aug 2023	6.3%	3.0%	7.8%	5.1%	6.5%	4.7%	6.3%	5.9%	5.7%	2.4%	5.6%	4.6%	0.3%	4.9%	0.7%	5.56%
Jul 2023	4.9%	3.1%	6.3%	4.1%	6.0%	4.8%	5.8%	4.8%	5.3%	3.6%	4.9%	4.3%	0.3%	4.6%	0.3%	4.93%
Jun 2023	4.5%	2.9%	4.8%	4.2%	5.9%	4.0%	5.7%	5.8%	5.8%	3.2%	4.9%	4.3%	0.3%	4.6%	0.2%	4.86%
May 2023	4.6%	2.6%	5.1%	4.3%	5.9%	3.9%	6.1%	6.1%	5.6%	4.4%	4.9%	4.3%	0.3%	4.6%	0.3%	4.94%
Apr 2023	5.2%	3.0%	5.6%	4.1%	5.9%	4.1%	5.9%	5.7%	5.5%	0.3%	5.0%	4.3%	0.3%	4.6%	0.4%	5.00%
Mar 2023	4.6%	2.7%	5.3%	3.2%	5.9%	4.7%	6.3%	6.2%	6.8%	4.9%	5.0%	4.2%	0.3%	4.6%	0.5%	5.02%
Feb 2023	4.8%	3.2%	5.8%	3.3%	5.0%	5.7%	6.1%	6.4%	6.4%	4.5%	5.2%	4.4%	0.4%	4.8%	0.4%	5.21%
Jan 2023	6.5%	3.8%	6.7%	4.7%	6.4%	6.6%	6.9%	6.6%	7.0%	5.5%	6.2%	4.9%	0.4%	5.4%	0.8%	6.18%
2022	6.5%	3.8%	7.8%	4.7%	7.6%	6.7%	7.5%	6.9%	6.9%	4.7%	6.5%	4.2%	0.4%	4.6%	1.9%	6.5%
Dec 2022	7.3%	3.2%	7.1%	3.6%	7.8%	7.8%	8.1%	7.3%	8.1%	6.1%	6.7%	5.0%	0.5%	5.5%	1.1%	6.65%
Nov 2022	5.9%	1.9%	7.2%	4.2%	5.9%	5.9%	6.2%	6.3%	6.2%	5.7%	5.5%	4.4%	0.4%	4.8%	0.7%	5.47%
Oct 2022	5.7%	3.2%	7.6%	3.9%	6.1%	6.1%	6.4%	6.1%	6.5%	3.8%	5.7%	4.5%	0.5%	4.9%	0.7%	5.67%
Sep 2022	5.8%	2.3%	6.1%	3.4%	5.9%	5.3%	5.7%	5.7%	6.0%	3.2%	5.1%	4.2%	0.3%	4.5%	0.6%	5.11%
Aug 2022	6.1%	2.7%	7.3%	3.2%	7.0%	6.4%	6.5%	6.0%	6.1%	2.6%	5.6%	4.6%	0.3%	4.9%	0.7%	5.62%
Jul 2022	6.4%	4.3%	8.7%	5.3%	8.2%	7.7%	7.7%	6.6%	7.2%	4.2%	6.8%	4.5%	0.3%	4.8%	2.0%	6.78%
Jun 2022	5.7%	3.7%	7.7%	3.2%	7.8%	6.6%	7.2%	6.5%	6.8%	7.1%	6.1%	3.9%	0.3%	4.2%	1.9%	6.07%
May 2022	4.3%	3.2%	5.9%	3.9%	6.0%	6.0%	6.0%	5.5%	5.1%	4.0%	5.1%	3.9%	0.3%	4.2%	0.9%	5.08%
Apr 2022	5.9%	4.2%	7.9%	6.4%	7.9%	6.8%	7.6%	7.0%	5.6%	6.0%	6.5%	4.2%	0.3%	4.5%	2.0%	6.54%
Mar 2022	9.3%	6.5%	9.7%	7.6%	11.3%	9.1%	10.4%	9.8%	9.2%	4.6%	9.2%	4.4%	0.4%	4.8%	4.4%	9.20%
Feb 2022	7.2%	4.1%	7.3%	5.6%	7.6%	6.2%	8.7%	7.0%	7.1%	3.6%	6.8%	3.9%	0.4%	4.2%	2.6%	6.81%
Jan 2022	8.3%	6.4%	11.4%	6.5%	9.8%	6.6%	8.8%	8.7%	8.6%	5.6%	8.3%	3.7%	0.3%	4.0%	4.3%	8.35%
2021	5.8%	2.8%	5.6%	3.0%	6.1%	4.6%	6.1%	5.8%	5.3%	2.9%	5.0%	3.8%	0.3%	4.0%	1.0%	5.0%
Dec 2021	7.0%	3.9%	8.5%	3.6%	9.4%	6.3%	8.2%	7.6%	7.2%	3.4%	6.8%	4.4%	0.3%	4.7%	2.1%	6.80%
Nov 2021	7.4%	3.5%	7.7%	4.4%	8.1%	6.3%	8.6%	7.4%	7.2%	3.2%	6.7%	4.6%	0.4%	5.0%	1.7%	6.74%
Oct 2021	7.6%	3.0%	6.5%	3.6%	5.8%	5.2%	7.0%	7.0%	5.8%	3.5%	5.8%	4.4%	0.4%	4.8%	1.0%	5.76%
Sep 2021	6.6%	2.7%	6.4%	3.1%	5.5%	5.3%	6.3%	6.2%	5.1%	2.5%	5.2%	4.1%	0.3%	4.4%	0.7%	5.15%
Aug 2021	5.7%	2.5%	5.6%	2.5%	5.4%	4.6%	5.6%	5.2%	5.6%	1.3%	4.7%	3.9%	0.2%	4.1%	0.6%	4.70%
Jul 2021	4.7%	2.1%	5.1%	2.4%	4.8%	3.8%	5.4%	5.2%	5.4%	2.2%	4.3%	3.7%	0.2%	3.9%	0.4%	4.28%
Jun 2021	5.1%	2.2%	4.8%	2.7%	5.5%	3.6%	4.6%	4.3%	4.2%	2.2%	4.1%	3.5%	0.2%	3.7%	0.4%	4.09%
May 2021	4.3%	1.8%	4.5%	2.3%	4.9%	3.2%	4.7%	4.0%	3.4%	2.4%	3.8%	3.2%	0.2%	3.4%	0.4%	3.77%
Apr 2021	4.4%	2.1%	3.8%	1.7%	4.6%	3.2%	4.4%	4.3%	3.6%	1.9%	3.6%	3.0%	0.2%	3.2%	0.4%	3.62%
Mar 2021	4.3%	2.3%	3.1%	2.3%	5.0%	2.9%	4.5%	4.1%	4.0%	2.7%	3.7%	3.0%	0.2%	3.2%	0.5%	3.71%
Feb 2021	4.8%	3.3%	4.1%	3.5%	5.7%	3.9%	5.9%	5.6%	4.7%	3.0%	4.7%	3.4%	0.3%	3.6%	1.1%	4.71%
Jan 2021	7.9%	5.1%	6.2%	3.6%	7.6%	6.3%	8.0%	8.4%	6.8%	6.7%	6.8%	3.8%	0.1%	3.9%	2.9%	6.81%
2020	5.6%	4.2%	5.6%	3.1%	5.2%	5.5%	7.1%	6.0%	5.3%	3.8%	5.4%	4.2%	0.2%	4.4%	1.0%	5.4%
Dec 2020	5.1%	3.9%	5.1%	2.1%	5.1%	3.9%	6.8%	5.5%	5.2%	4.1%	4.8%	3.7%	0.2%	3.9%	1.0%	4.82%
Nov 2020	4.7%	3.9%	4.3%	2.8%	4.7%	3.9%	6.1%	4.6%	4.5%	4.2%	4.5%	3.7%	0.2%	3.9%	0.7%	4.53%
Oct 2020	6.4%	4.7%	4.1%	2.7%	5.4%	4.7%	7.5%	6.1%	4.7%	6.5%	5.4%	4.0%	0.2%	4.2%	1.1%	5.36%
Sep 2020	6.0%	3.5%	4.5%	3.0%	4.8%	4.7%	7.6%	5.7%	4.9%	3.3%	5.2%	4.2%	0.2%	4.4%	0.8%	5.21%
Aug 2020	5.1%	3.8%	5.5%	2.6%	5.1%	4.2%	6.9%	5.4%	4.9%	2.6%	4.9%	4.3%	0.2%	4.5%	0.4%	4.90%
Jul 2020	4.5%	3.3%	4.3%	2.3%	5.4%	4.7%	6.5%	4.8%	4.2%	1.8%	4.4%	3.9%	0.2%	4.1%	0.3%	4.42%
Jun 2020	4.5%	3.0%	4.1%	2.6%	4.3%	3.8%	6.1%	4.8%	3.7%	2.0%	4.2%	3.6%	0.1%	3.8%	0.5%	4.22%
May 2020	5.1%	3.5%	5.1%	3.3%	4.6%	5.6%	6.1%	5.5%	4.8%	1.5%	4.9%	3.7%	0.1%	3.8%	1.1%	4.88%
Apr 2020	7.7%	6.7%	8.2%	5.5%	7.5%	8.3%	9.6%	8.9%	8.3%	4.8%	7.9%	4.6%	0.1%	4.7%	3.3%	7.92%
Mar 2020	8.5%	6.8%	9.3%	3.4%	6.6%	11.3%	9.9%	8.5%	9.2%	7.5%	8.0%	5.1%	0.3%	5.4%	2.7%	8.02%
Feb 2020	4.8%	3.1%	5.7%	3.7%	4.8%	5.7%	5.8%	5.6%	5.1%	4.9%	4.9%	4.5%	0.4%	4.9%		4.90%
Jan 2020	5.1%	4.0%	6.7%	3.4%	4.6%	6.9%	5.9%	6.7%	5.7%	2.7%	5.3%	4.9%	0.4%	5.3%		5.28%

