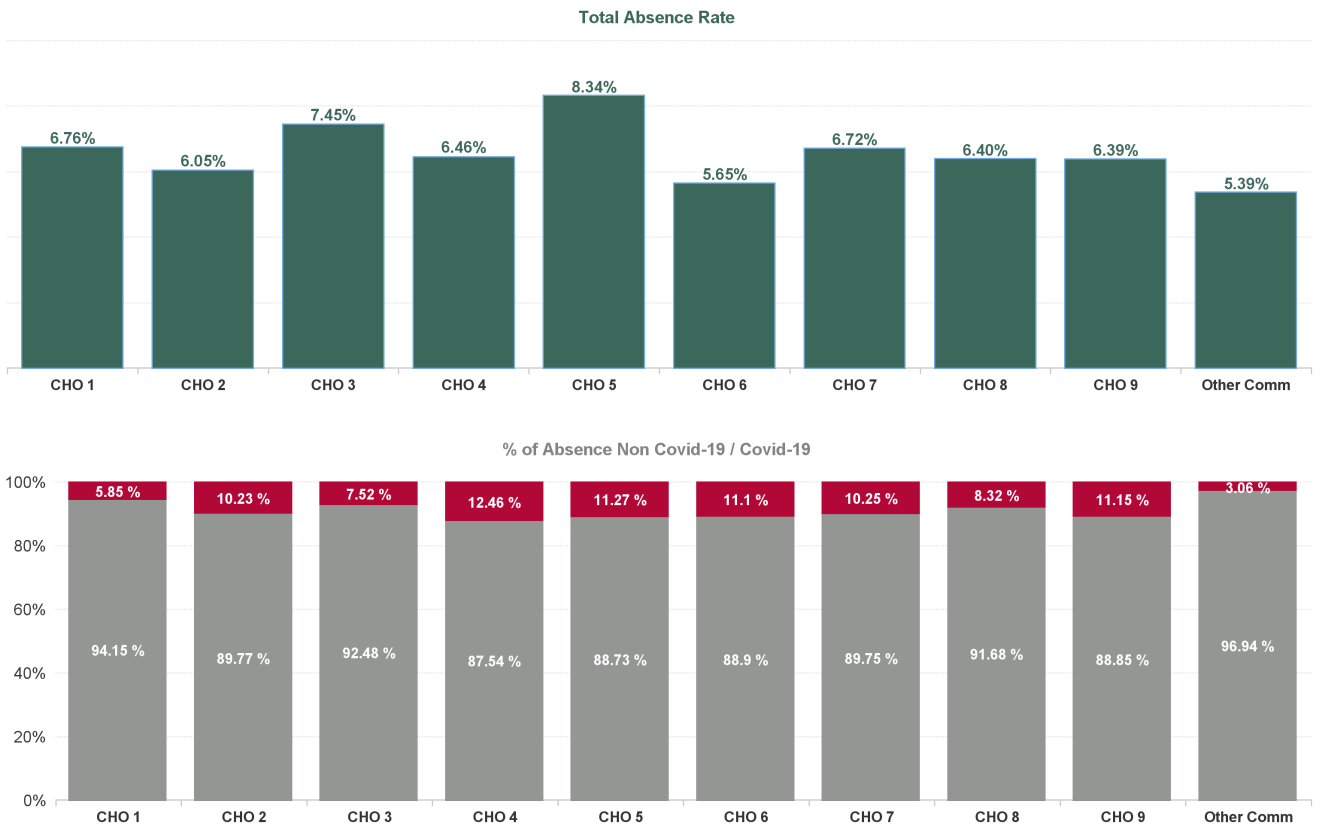


August 2024

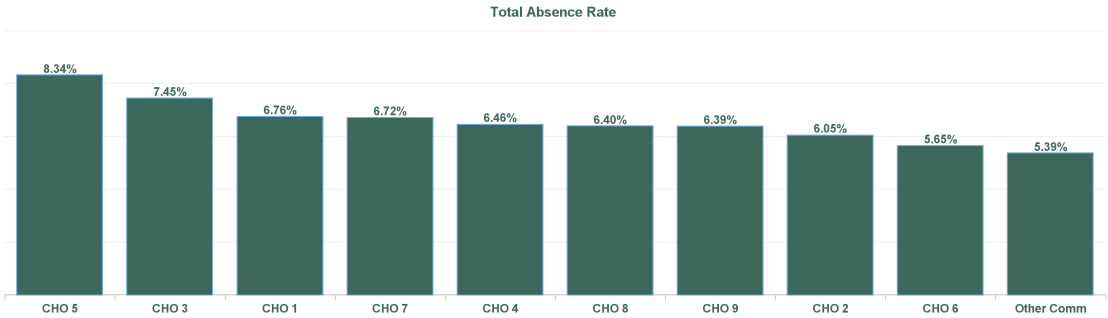
Health Service Absence Rate - by Staff Category: Aug 2024	Certified absence	Self-certified absence	Non Covid-19 absence	Covid-19 Absence	Total absence rate	% Non Covid-19 absence	% Covid-19 absence
PC	5.65%	0.35%	6.00%	0.65%	6.65%	90.23%	9.77%
Medical & Dental	3.71%	0.21%	3.91%	0.49%	4.41%	88.83%	11.17%
Nursing & Midwifery	6.73%	0.27%	7.00%	0.77%	7.78%	90.04%	9.96%
Health & Social Care Professionals	4.57%	0.34%	4.91%	0.62%	5.54%	88.73%	11.27%
Management & Administrative	5.55%	0.43%	5.98%	0.51%	6.48%	92.20%	7.80%
General Support	7.05%	0.39%	7.45%	0.58%	8.03%	92.73%	7.27%
Patient & Client Care	6.39%	0.51%	6.90%	0.85%	7.75%	89.04%	10.96%

Health Service Absence Rate - by Hospital Group: Aug 2024	Certified absence	Self-certified absence	Non Covid-19 absence	Covid-19 Absence	Total absence rate	% Non Covid-19 absence	% Covid-19 absence
PC	5.65%	0.35%	6.00%	0.65%	6.65%	90.23%	9.77%
CHO 1	6.03%	0.33%	6.36%	0.39%	6.76%	94.15%	5.85%
CHO 2	5.08%	0.35%	5.43%	0.62%	6.05%	89.77%	10.23%
CHO 3	6.61%	0.28%	6.89%	0.56%	7.45%	92.48%	7.52%
CHO 4	5.33%	0.32%	5.65%	0.80%	6.46%	87.54%	12.46%
CHO 5	6.98%	0.42%	7.40%	0.94%	8.34%	88.73%	11.27%
CHO 6	4.49%	0.54%	5.03%	0.63%	5.65%	88.90%	11.10%
CHO 7	5.65%	0.38%	6.03%	0.69%	6.72%	89.75%	10.25%
CHO 8	5.61%	0.26%	5.87%	0.53%	6.40%	91.68%	8.32%
CHO 9	5.34%	0.34%	5.68%	0.71%	6.39%	88.85%	11.15%
Other Community Services	5.07%	0.16%	5.22%	0.16%	5.39%	96.94%	3.06%



August 2024

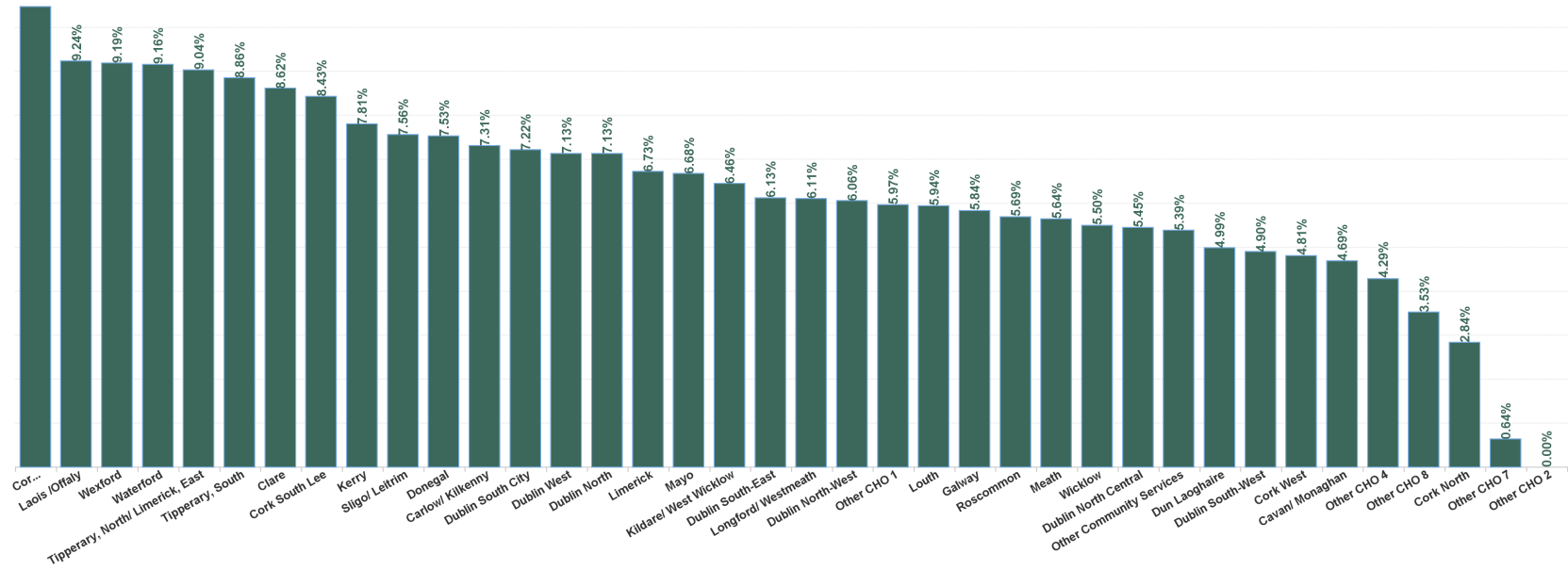
Health Service Absence Rate - by HG, CHO/Care Group & Staff Category : Aug 2024	Certified absence	Self-certified absence	Non Covid-19 absence	Covid-19 Absence	Total absence rate	Medical & Dental	Nursing & Midwifery	Health & Social Care Professionals	Management & Administrative	General Support	Patient & Client Care
PC	5.65%	0.35%	6.00%	0.65%	6.65%	4.41%	7.78%	5.54%	6.48%	8.03%	7.75%
CHO 1	6.03%	0.33%	6.36%	0.39%	6.76%	1.19%	9.29%	5.91%	6.50%	6.33%	6.07%
CHO 2	5.08%	0.35%	5.43%	0.62%	6.05%	5.39%	6.64%	5.04%	7.66%	2.03%	5.94%
CHO 3	6.61%	0.28%	6.89%	0.56%	7.45%	6.02%	8.43%	5.50%	7.43%	2.88%	12.68%
CHO 4	5.33%	0.32%	5.65%	0.80%	6.46%	3.55%	7.80%	6.09%	4.18%	24.05%	6.81%
CHO 5	6.98%	0.42%	7.40%	0.94%	8.34%	4.76%	9.11%	9.15%	9.28%	3.48%	5.59%
CHO 6	4.49%	0.54%	5.03%	0.63%	5.65%	3.02%	6.18%	4.13%	7.57%	5.04%	6.75%
CHO 7	5.65%	0.38%	6.03%	0.69%	6.72%	4.83%	7.20%	4.49%	6.54%	9.88%	8.41%
CHO 8	5.61%	0.26%	5.87%	0.53%	6.40%	5.05%	7.87%	3.95%	6.17%	15.63%	8.51%
CHO 9	5.34%	0.34%	5.68%	0.71%	6.39%	5.06%	6.84%	5.72%	6.46%	6.85%	7.63%
Other Community Services	5.07%	0.16%	5.22%	0.16%	5.39%	12.46%	19.87%	3.19%	0.53%	0.92%	10.37%



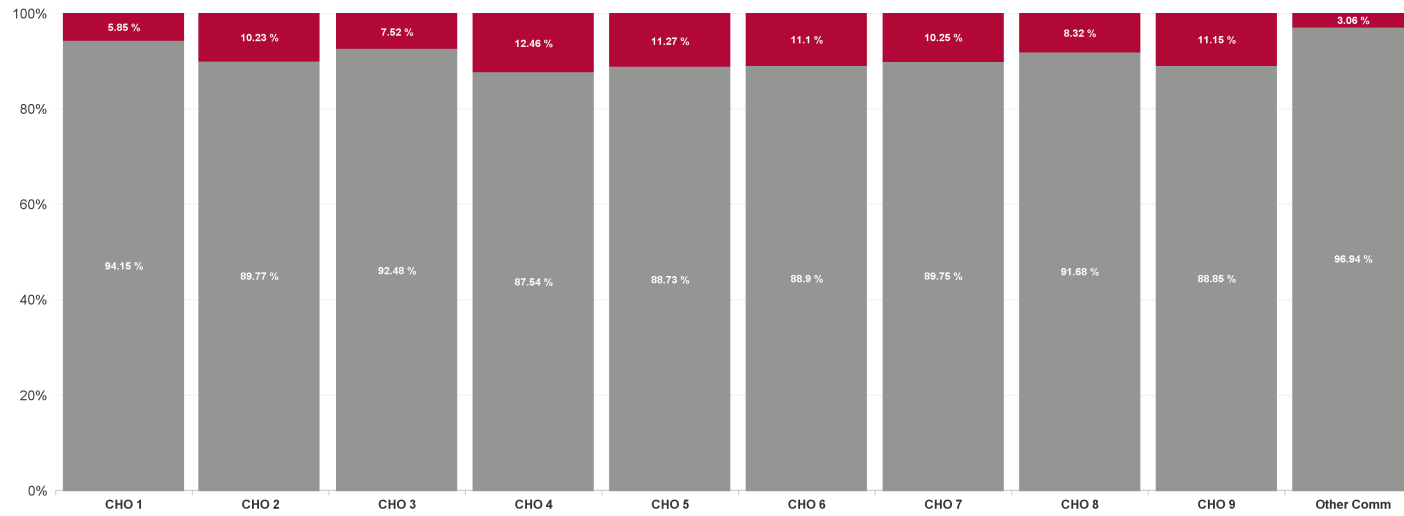
August 2024

Health Service Absence Rate - by HG, CHO/Care Group & Staff Category: Aug 2024	Certified absence	Self- certified absence	Non Covid-19 absence	Covid-19 Absence	Total absence rate	Medical & Dental	Nursing & Midwifery	Health & Social Care Professionals	Management & Administrative	General Support	Patient & Client Care
Total	5.65%	0.35%	6.00%	0.65%	6.65%	4.41%	7.78%	5.54%	6.48%	8.03%	7.75%
Cavan/ Monaghan	4.25%	0.19%	4.44%	0.26%	4.69%	0.00%	5.74%	4.75%	5.32%	0.40%	3.63%
Donegal	6.72%	0.46%	7.18%	0.35%	7.53%	2.54%	9.00%	7.03%	7.27%	13.80%	3.83%
Other CHO 1	0.00%	0.00%	0.00%	5.97%	5.97%				5.97%		
Sligo/ Leitrim	6.73%	0.29%	7.02%	0.54%	7.56%	0.16%	13.48%	5.59%	6.59%	0.40%	11.82%
CHO 1	6.03%	0.33%	6.36%	0.39%	6.76%	1.19%	9.29%	5.91%	6.50%	6.33%	6.07%
Galway	4.96%	0.39%	5.35%	0.49%	5.84%	5.84%	6.41%	4.21%	7.96%	0.42%	6.80%
Mayo	5.48%	0.28%	5.76%	0.92%	6.68%	4.65%	7.63%	6.80%	6.75%	7.41%	5.04%
Other CHO 2	0.00%	0.00%	0.00%	0.00%	0.00%				0.00%		
Roscommon	4.75%	0.33%	5.07%	0.62%	5.69%	3.73%	5.79%	4.51%	8.50%	0.00%	0.76%
CHO 2	5.08%	0.35%	5.43%	0.62%	6.05%	5.39%	6.64%	5.04%	7.66%	2.03%	5.94%
Clare	7.82%	0.26%	8.08%	0.53%	8.62%	14.76%	6.74%	11.34%	9.00%	0.00%	7.76%
Limerick	6.20%	0.14%	6.33%	0.39%	6.73%	5.26%	8.04%	3.97%	6.62%	3.56%	12.40%
Tipperary, North/ Limerick, East	7.03%	0.81%	7.85%	1.19%	9.04%	2.04%	11.31%	6.01%	8.33%	0.00%	16.09%
CHO 3	6.61%	0.28%	6.89%	0.56%	7.45%	6.02%	8.43%	5.50%	7.43%	2.88%	12.68%
Cork North	2.25%	0.33%	2.58%	0.26%	2.84%	0.86%	5.73%	3.99%	3.73%	5.51%	1.02%
Cork North Lee	9.81%	0.33%	10.14%	0.34%	10.47%	10.65%	10.34%	12.55%	6.60%		15.24%
Cork South Lee	6.82%	0.41%	7.23%	1.20%	8.43%	6.52%	7.94%	5.27%	3.50%	33.95%	11.25%
Cork West	4.00%	0.09%	4.09%	0.72%	4.81%	1.64%	3.77%	4.92%	6.36%	0.00%	0.00%
Kerry	6.81%	0.30%	7.11%	0.69%	7.81%	8.85%	8.56%	10.84%	5.07%	2.29%	6.62%
Other CHO 4	3.06%	0.25%	3.31%	0.98%	4.29%	0.00%	0.00%	5.25%	3.35%	0.00%	2.52%
CHO 4	5.33%	0.32%	5.65%	0.80%	6.46%	3.55%	7.80%	6.09%	4.18%	24.05%	6.81%
Carlow/ Kilkenny	6.18%	0.44%	6.62%	0.70%	7.31%	5.45%	10.66%	6.71%	6.51%	0.00%	3.08%
Tipperary, South	6.58%	0.46%	7.04%	1.81%	8.86%	0.00%	7.20%	12.62%	9.87%	11.77%	14.49%
Waterford	8.02%	0.41%	8.42%	0.73%	9.16%	2.72%	9.71%	12.11%	10.72%	0.00%	6.44%
Wexford	7.67%	0.37%	8.03%	1.16%	9.19%	10.84%	7.19%	13.51%	12.83%	3.48%	1.17%
CHO 5	6.98%	0.42%	7.40%	0.94%	8.34%	4.76%	9.11%	9.15%	9.28%	3.48%	5.59%
Dublin South-East	4.95%	0.49%	5.44%	0.69%	6.13%	2.93%	5.71%	4.36%	8.69%	9.62%	17.89%
Dun Laoghaire	3.65%	0.66%	4.31%	0.68%	4.99%	0.35%	5.91%	2.99%	7.17%	2.83%	6.99%
Wicklow	4.40%	0.54%	4.95%	0.55%	5.50%	3.74%	6.61%	4.75%	6.15%	4.60%	5.16%
CHO 6	4.49%	0.54%	5.03%	0.63%	5.65%	3.02%	6.18%	4.13%	7.57%	5.04%	6.75%
Dublin South City	6.24%	0.32%	6.56%	0.66%	7.22%	4.55%	8.12%	2.33%	7.67%	8.62%	8.16%
Dublin South-West	3.80%	0.57%	4.36%	0.54%	4.90%	6.48%	5.17%	4.19%	5.95%	1.23%	4.28%
Dublin West	5.99%	0.38%	6.36%	0.77%	7.13%	4.81%	9.59%	6.40%	5.60%	16.27%	8.07%
Kildare/ West Wicklow	5.29%	0.41%	5.71%	0.75%	6.46%	4.89%	4.96%	5.00%	6.75%	23.89%	13.36%
Other CHO 7	0.64%	0.00%	0.64%	0.00%	0.64%	0.00%	0.00%	0.00%	1.79%		
CHO 7	5.65%	0.38%	6.03%	0.69%	6.72%	4.83%	7.20%	4.49%	6.54%	9.88%	8.41%
Laois /Offaly	7.94%	0.26%	8.20%	1.03%	9.24%	9.98%	9.64%	7.70%	7.84%	15.47%	13.15%
Longford/ Westmeath	5.33%	0.38%	5.71%	0.40%	6.11%	5.91%	7.36%	2.47%	7.60%	0.00%	7.66%
Louth	5.24%	0.24%	5.47%	0.47%	5.94%	20.27%	4.83%	4.39%	7.62%	0.00%	4.78%
Meath	4.96%	0.22%	5.18%	0.46%	5.64%	0.59%	9.83%	1.32%	6.26%	18.95%	7.99%
Other CHO 8	3.53%	0.00%	3.53%	0.00%	3.53%	100.00%	0.00%		0.00%	51.81%	
CHO 8	5.61%	0.26%	5.87%	0.53%	6.40%	5.05%	7.87%	3.95%	6.17%	15.63%	8.51%
Dublin North	6.12%	0.32%	6.44%	0.69%	7.13%	5.22%	8.34%	7.56%	6.66%	4.36%	7.77%
Dublin North Central	4.65%	0.28%	4.93%	0.52%	5.45%	2.65%	5.82%	4.35%	4.11%	19.84%	8.93%
Dublin North-West	4.64%	0.44%	5.08%	0.98%	6.06%	6.05%	4.79%	5.30%	9.37%	5.56%	6.05%
CHO 9	5.34%	0.34%	5.68%	0.71%	6.39%	5.06%	6.84%	5.72%	6.46%	6.85%	7.63%
Other Community Services	5.07%	0.16%	5.22%	0.16%	5.39%	12.46%	19.87%	3.19%	0.53%	0.92%	10.37%
Other Community Services	5.07%	0.16%	5.22%	0.16%	5.39%	12.46%	19.87%	3.19%	0.53%	0.92%	10.37%
Community Services	5.65%	0.35%	6.00%	0.65%	6.65%	4.41%	7.78%	5.54%	6.48%	8.03%	7.75%

Total Absence Rate



% of Absence Non Covid-19 / Covid-19

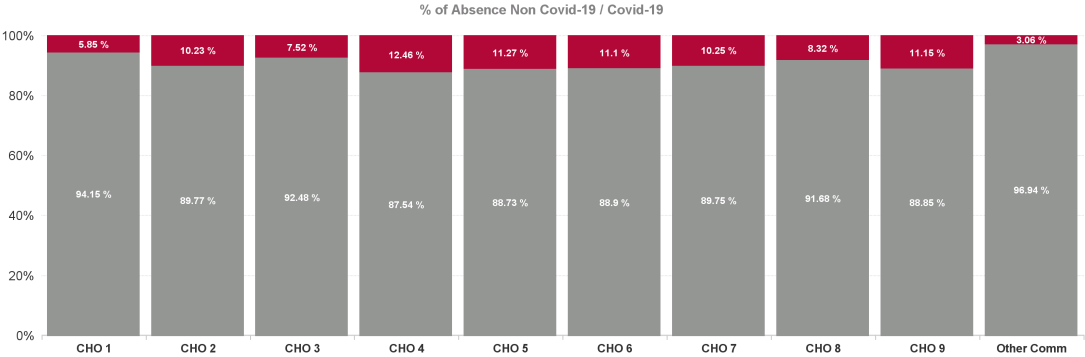


August 2024

Health Service Covid 19 Absence Rate - by Hospital & Staff Category: Aug 2024	Non Covid-19 absence	Covid-19 absence	Total absence rate	Medical & Dental	Nursing & Midwifery	Health & Social Care Professionals	Management & Administrative	General Support	Patient & Client Care
PC	6.00%	0.65%	6.65%	0.49%	0.77%	0.62%	0.51%	0.58%	0.85%
Cavan/ Monaghan	4.44%	0.26%	4.69%	0.00%	0.20%	0.06%	0.37%	0.00%	1.58%
Donegal	7.18%	0.35%	7.53%	0.00%	0.40%	0.37%	0.22%	0.79%	0.51%
Other CHO 1	0.00%	5.97%	5.97%				5.97%		
Sligo/ Leitrim	7.02%	0.54%	7.56%	0.00%	0.77%	0.41%	0.47%	0.31%	1.39%
CHO 1	6.36%	0.39%	6.76%	0.00%	0.44%	0.27%	0.39%	0.42%	0.95%
Galway	5.35%	0.49%	5.84%	0.99%	0.48%	0.42%	0.44%	0.35%	0.34%
Mayo	5.76%	0.92%	6.68%	0.00%	1.44%	0.83%	0.86%	0.00%	1.24%
Other CHO 2	0.00%	0.00%	0.00%				0.00%		
Roscommon	5.07%	0.62%	5.69%	2.99%	0.86%	0.84%	0.00%	0.00%	0.00%
CHO 2	5.43%	0.62%	6.05%	0.83%	0.75%	0.59%	0.50%	0.24%	0.58%
Clare	8.08%	0.53%	8.62%	0.00%	0.74%	0.15%	0.43%	0.00%	1.72%
Limerick	6.33%	0.39%	6.73%	0.00%	0.13%	0.88%	0.60%	0.00%	0.37%
Tipperary, North/ Limerick, East	7.85%	1.19%	9.04%	1.53%	1.46%	1.00%	1.43%	0.00%	0.67%
CHO 3	6.89%	0.56%	7.45%	0.22%	0.49%	0.79%	0.71%	0.00%	0.59%
Cork North	2.58%	0.26%	2.84%	0.00%	0.91%	0.00%	0.35%	0.00%	0.00%
Cork North Lee	10.14%	0.34%	10.47%	0.00%	0.51%	0.32%	0.00%		0.00%
Cork South Lee	7.23%	1.20%	8.43%	0.00%	1.50%	0.64%	0.09%	5.18%	1.84%
Cork West	4.09%	0.72%	4.81%	0.00%	0.78%	1.23%	0.58%	0.00%	0.00%
Kerry	7.11%	0.69%	7.81%	2.64%	0.95%	0.00%	0.00%	0.00%	0.42%
Other CHO 4	3.31%	0.98%	4.29%	0.00%	0.00%	1.23%	0.49%	0.00%	2.52%
CHO 4	5.65%	0.80%	6.46%	0.20%	1.05%	0.92%	0.28%	3.42%	0.99%
Carlow/ Kilkenny	6.62%	0.70%	7.31%	0.52%	0.57%	0.79%	0.71%	0.00%	1.31%
Tipperary, South	7.04%	1.81%	8.86%	0.00%	1.19%	1.08%	1.10%	0.00%	14.49%
Waterford	8.42%	0.73%	9.16%	1.27%	0.45%	0.87%	0.44%	0.00%	1.43%
Wexford	8.03%	1.16%	9.19%	9.08%	0.49%	1.69%	0.13%	0.00%	0.00%
CHO 5	7.40%	0.94%	8.34%	1.63%	0.63%	0.93%	0.60%	0.00%	2.58%
Dublin South-East	5.44%	0.69%	6.13%	0.00%	0.48%	1.12%	0.91%	0.00%	1.93%
Dun Laoghaire	4.31%	0.68%	4.99%	0.00%	0.22%	0.33%	1.36%	2.83%	2.05%
Wicklow	4.95%	0.55%	5.50%	0.39%	0.72%	0.44%	0.85%	0.00%	0.33%
CHO 6	5.03%	0.63%	5.65%	0.12%	0.53%	0.70%	0.94%	0.31%	0.75%
Dublin South City	6.56%	0.66%	7.22%	0.00%	0.85%	0.44%	0.38%	0.58%	0.82%
Dublin South-West	4.36%	0.54%	4.90%	0.00%	0.69%	0.61%	0.67%	0.00%	0.00%
Dublin West	6.36%	0.77%	7.13%	0.78%	0.00%	0.42%	1.36%	0.00%	1.38%
Kildare/ West Wicklow	5.71%	0.75%	6.46%	0.00%	1.56%	0.57%	0.20%	0.00%	0.30%
Other CHO 7	0.64%	0.00%	0.64%	0.00%	0.00%	0.00%	0.00%		
CHO 7	6.03%	0.69%	6.72%	0.49%	0.86%	0.50%	0.63%	0.45%	0.86%
Laois /Offaly	8.20%	1.03%	9.24%	0.00%	1.34%	1.01%	0.81%	1.76%	0.80%
Longford/ Westmeath	5.71%	0.40%	6.11%	0.00%	0.40%	0.25%	0.68%	0.00%	0.59%
Louth	5.47%	0.47%	5.94%	0.00%	0.57%	0.63%	0.37%	0.00%	0.00%
Meath	5.18%	0.46%	5.64%	0.33%	0.89%	0.40%	0.09%	0.00%	0.83%

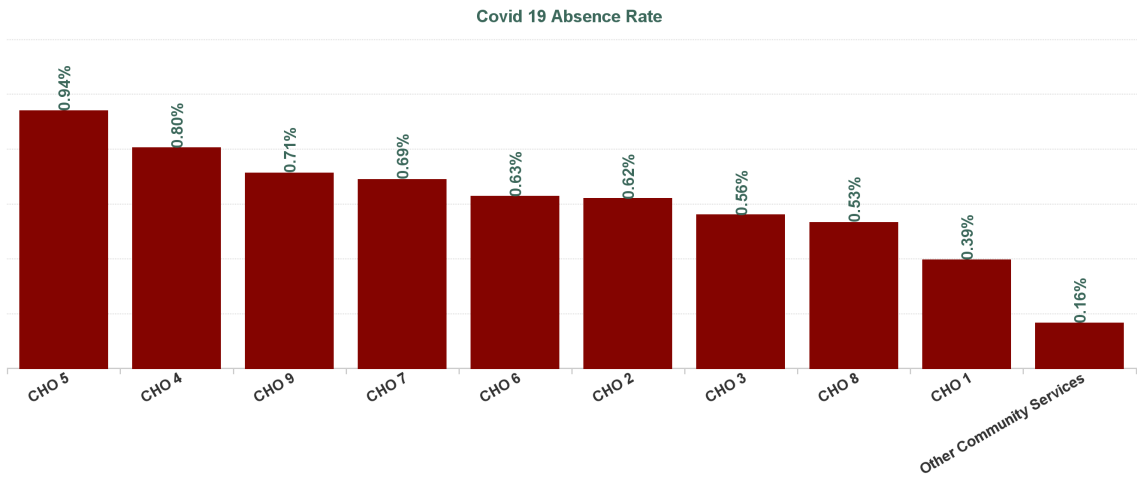
Other CHO 8	3.53%	0.00%	3.53%	0.00%	0.00%		0.00%	0.00%	
CHO 8	5.87%	0.53%	6.40%	0.18%	0.77%	0.57%	0.37%	0.61%	0.62%
Dublin North	6.44%	0.69%	7.13%	1.04%	1.04%	0.66%	0.22%	0.00%	0.31%
Dublin North Central	4.93%	0.52%	5.45%	0.00%	0.55%	0.48%	0.64%	0.00%	0.58%
Dublin North-West	5.08%	0.98%	6.06%	1.00%	2.12%	0.27%	1.15%	0.00%	0.44%
CHO 9	5.68%	0.71%	6.39%	0.94%	1.15%	0.47%	0.55%	0.00%	0.43%
Other Community Services	5.22%	0.16%	5.39%	0.00%	0.00%	0.00%	0.48%	0.00%	0.00%
Other Community Services	5.22%	0.16%	5.39%	0.00%	0.00%	0.00%	0.48%	0.00%	0.00%
Community Services	6.00%	0.65%	6.65%	0.49%	0.77%	0.62%	0.51%	0.58%	0.85%

Health Service Absence Rate - by HG, CHO/Care Group & Staff Category: Aug 2024	Certified absence	Self-certified absence	Non Covid-19 absence	Covid-19 Absence	Total absence rate	Medical & Dental	Nursing & Midwifery	Health & Social Care Professionals	Management & Administrative	General Support	Patient & Client Care
Total	5.65%	0.35%	6.00%	0.65%	6.65%	4.41%	7.78%	5.54%	6.48%	8.03%	7.75%
Health Service Executive	6.03%	0.33%	6.36%	0.39%	6.76%	1.19%	9.29%	5.91%	6.50%	6.33%	6.07%
CHO 1	6.03%	0.33%	6.36%	0.39%	6.76%	1.19%	9.29%	5.91%	6.50%	6.33%	6.07%
Health Service Executive	5.05%	0.31%	5.36%	0.74%	6.10%	5.88%	6.65%	5.27%	7.51%	2.65%	5.22%
Section 38 Voluntary Agencies	5.22%	0.57%	5.79%	0.00%	5.79%	0.00%	6.62%	2.71%	8.78%	0.00%	7.46%
CHO 2	5.08%	0.35%	5.43%	0.62%	6.05%	5.39%	6.64%	5.04%	7.66%	2.03%	5.94%
Health Service Executive	6.99%	0.39%	7.38%	0.78%	8.15%	6.02%	9.82%	6.18%	8.39%	0.00%	11.56%
Section 38 Voluntary Agencies	5.65%	0.00%	5.65%	0.00%	5.65%		5.50%	2.82%	4.38%	4.04%	15.42%
CHO 3	6.61%	0.28%	6.89%	0.56%	7.45%	6.02%	8.43%	5.50%	7.43%	2.88%	12.68%
Health Service Executive	5.31%	0.31%	5.62%	0.61%	6.23%	4.63%	7.80%	6.52%	4.61%	1.25%	6.89%
Section 38 Voluntary Agencies	5.42%	0.35%	5.77%	1.51%	7.28%	0.00%	7.81%	0.57%	2.17%	26.29%	6.70%
CHO 4	5.33%	0.32%	5.65%	0.80%	6.46%	3.55%	7.80%	6.09%	4.18%	24.05%	6.81%
Health Service Executive	6.98%	0.42%	7.40%	0.94%	8.34%	4.76%	9.11%	9.15%	9.28%	3.48%	5.59%
CHO 5	6.98%	0.42%	7.40%	0.94%	8.34%	4.76%	9.11%	9.15%	9.28%	3.48%	5.59%
Health Service Executive	4.62%	0.51%	5.13%	0.70%	5.83%	3.56%	5.18%	3.92%	7.92%	6.88%	10.33%
Section 38 Voluntary Agencies	3.82%	0.67%	4.50%	0.29%	4.78%	0.00%	11.17%	10.76%	5.63%	3.72%	0.00%
CHO 6	4.49%	0.54%	5.03%	0.63%	5.65%	3.02%	6.18%	4.13%	7.57%	5.04%	6.75%
Health Service Executive	5.22%	0.45%	5.67%	0.74%	6.41%	5.20%	6.36%	5.11%	6.14%	12.94%	8.80%
Section 38 Voluntary Agencies	6.56%	0.25%	6.80%	0.59%	7.39%	2.44%	8.49%	0.93%	8.25%	8.58%	7.93%
CHO 7	5.65%	0.38%	6.03%	0.69%	6.72%	4.83%	7.20%	4.49%	6.54%	9.88%	8.41%
Health Service Executive	5.61%	0.26%	5.87%	0.53%	6.40%	5.05%	7.87%	3.95%	6.17%	15.63%	8.51%
CHO 8	5.61%	0.26%	5.87%	0.53%	6.40%	5.05%	7.87%	3.95%	6.17%	15.63%	8.51%
Health Service Executive	5.64%	0.33%	5.97%	0.74%	6.71%	4.76%	7.51%	5.45%	7.13%	9.54%	8.48%
Section 38 Voluntary Agencies	3.46%	0.40%	3.86%	0.53%	4.39%	10.11%	4.33%	10.23%	1.47%	1.95%	3.74%
CHO 9	5.34%	0.34%	5.68%	0.71%	6.39%	5.06%	6.84%	5.72%	6.46%	6.85%	7.63%
Health Service Executive	5.07%	0.16%	5.22%	0.16%	5.39%	12.46%	19.87%	3.19%	0.53%	0.92%	10.37%
Other Community Services	5.07%	0.16%	5.22%	0.16%	5.39%	12.46%	19.87%	3.19%	0.53%	0.92%	10.37%
Community Services	5.65%	0.35%	6.00%	0.65%	6.65%	4.41%	7.78%	5.54%	6.48%	8.03%	7.75%



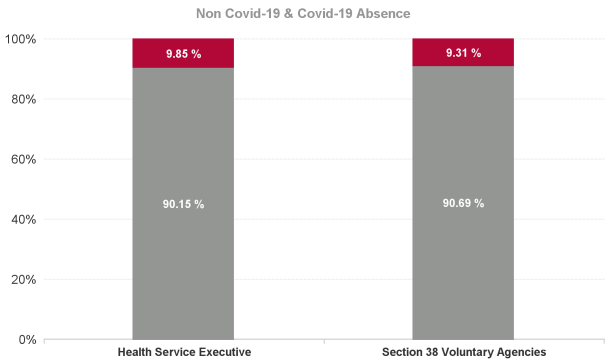
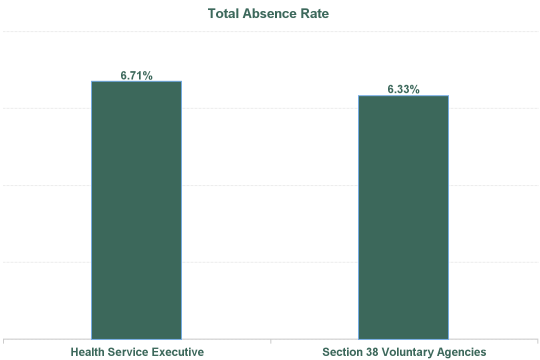
August 2024

Health Service Covid 19 Absence Rate - by Hospital & Staff Category: Aug 2024	Non Covid-19 absence	Covid-19 Absence	Total absence rate	Medical & Dental	Nursing & Midwifery	Health & Social Care Professionals	Management & Administrative	General Support	Patient & Client Care
PC	6.00%	0.65%	6.65%	0.49%	0.77%	0.62%	0.51%	0.58%	0.85%
Health Service Executive	6.36%	0.39%	6.76%	0.00%	0.44%	0.27%	0.39%	0.42%	0.95%
CHO 1	6.36%	0.39%	6.76%	0.00%	0.44%	0.27%	0.39%	0.42%	0.95%
Health Service Executive	5.36%	0.74%	6.10%	0.91%	0.97%	0.64%	0.57%	0.31%	0.85%
Section 38 Voluntary Agencies	5.79%	0.00%	5.79%	0.00%	0.00%	0.00%	0.00%	0.00%	0.00%
CHO 2	5.43%	0.62%	6.05%	0.83%	0.75%	0.59%	0.50%	0.24%	0.58%
Health Service Executive	7.38%	0.78%	8.15%	0.22%	0.71%	0.99%	0.94%	0.00%	0.83%
Section 38 Voluntary Agencies	5.65%	0.00%	5.65%		0.00%	0.00%	0.00%	0.00%	0.00%
CHO 3	6.89%	0.56%	7.45%	0.22%	0.49%	0.79%	0.71%	0.00%	0.59%
Health Service Executive	5.62%	0.61%	6.23%	0.26%	0.71%	0.95%	0.32%	0.00%	0.61%
Section 38 Voluntary Agencies	5.77%	1.51%	7.28%	0.00%	2.36%	0.57%	0.13%	3.76%	1.49%
CHO 4	5.65%	0.80%	6.46%	0.20%	1.05%	0.92%	0.28%	3.42%	0.99%
Health Service Executive	7.40%	0.94%	8.34%	1.63%	0.63%	0.93%	0.60%	0.00%	2.58%
CHO 5	7.40%	0.94%	8.34%	1.63%	0.63%	0.93%	0.60%	0.00%	2.58%
Health Service Executive	5.13%	0.70%	5.83%	0.15%	0.39%	0.72%	1.12%	0.74%	1.15%
Section 38 Voluntary Agencies	4.50%	0.29%	4.78%	0.00%	1.19%	0.00%	0.00%	0.00%	0.00%
CHO 6	5.03%	0.63%	5.65%	0.12%	0.53%	0.70%	0.94%	0.31%	0.75%
Health Service Executive	5.67%	0.74%	6.41%	0.56%	1.00%	0.55%	0.75%	0.00%	0.83%
Section 38 Voluntary Agencies	6.80%	0.59%	7.39%	0.00%	0.65%	0.21%	0.10%	0.65%	0.89%
CHO 7	6.03%	0.69%	6.72%	0.49%	0.86%	0.50%	0.63%	0.45%	0.86%
Health Service Executive	5.87%	0.53%	6.40%	0.18%	0.77%	0.57%	0.37%	0.61%	0.62%
CHO 8	5.87%	0.53%	6.40%	0.18%	0.77%	0.57%	0.37%	0.61%	0.62%
Health Service Executive	5.97%	0.74%	6.71%	0.99%	1.28%	0.46%	0.51%	0.00%	0.53%
Section 38 Voluntary Agencies	3.86%	0.53%	4.39%	0.00%	0.66%	0.74%	0.87%	0.00%	0.00%
CHO 9	5.68%	0.71%	6.39%	0.94%	1.15%	0.47%	0.55%	0.00%	0.43%
Health Service Executive	5.22%	0.16%	5.39%	0.00%	0.00%	0.00%	0.48%	0.00%	0.00%
Other Community Services	5.22%	0.16%	5.39%	0.00%	0.00%	0.00%	0.48%	0.00%	0.00%
Community Services	6.00%	0.65%	6.65%	0.49%	0.77%	0.62%	0.51%	0.58%	0.85%



August 2024

Health Service Absence Rate - by Admin : Aug 2024	Certified absence	Self- certified absence	Non Covid-19 absence	Covid-19 Absence	Total absence rate	Medical & Dental	Nursing & Midwifery	Health & Social Care Profession als	Manageme nt & Administra tive	General Support	Patient & Client Care
Total	5.65%	0.35%	6.00%	0.65%	6.65%	4.41%	7.78%	5.54%	6.48%	8.03%	7.75%
Health Service Executive	5.69%	0.35%	6.05%	0.66%	6.71%	4.70%	7.91%	5.71%	6.67%	6.72%	7.99%
Section 38 Voluntary Agencies	5.43%	0.32%	5.74%	0.59%	6.33%	1.29%	7.14%	3.02%	4.80%	9.80%	7.08%



Health Service Absence Rate - by Staff Category: Aug 2024	Certified absence	Self- certified absence	Non Covid-19 absence	Covid-19 Absence	Total absence rate	% Non Covid-19 absence	% Covid-19 absence
CHO 1	6.03%	0.33%	6.36%	0.39%	6.76%	94.15%	5.85%
Medical & Dental	1.02%	0.17%	1.19%	0.00%	1.19%	100.00%	0.00%
Nursing & Midwifery	8.59%	0.25%	8.84%	0.44%	9.29%	95.24%	4.76%
Health & Social Care Professionals	5.15%	0.49%	5.63%	0.27%	5.91%	95.35%	4.65%
Management & Administrative	5.76%	0.35%	6.11%	0.39%	6.50%	94.05%	5.95%
General Support	5.75%	0.17%	5.91%	0.42%	6.33%	93.35%	6.65%
Patient & Client Care	4.63%	0.48%	5.11%	0.95%	6.07%	84.29%	15.71%

Health Service Absence Rate - by Staff Category: Aug 2024	Certified absence	Self- certified absence	Non Covid-19 absence	Covid-19 Absence	Total absence rate	% Non Covid-19 absence	% Covid-19 absence
CHO 2	5.08%	0.35%	5.43%	0.62%	6.05%	89.77%	10.23%
Medical & Dental	4.28%	0.28%	4.56%	0.83%	5.39%	84.59%	15.41%
Nursing & Midwifery	5.62%	0.27%	5.89%	0.75%	6.64%	88.73%	11.27%
Health & Social Care Professionals	4.15%	0.31%	4.45%	0.59%	5.04%	88.35%	11.65%
Management & Administrative	6.71%	0.45%	7.16%	0.50%	7.66%	93.45%	6.55%
General Support	1.80%	0.00%	1.80%	0.24%	2.03%	88.26%	11.74%
Patient & Client Care	4.56%	0.81%	5.37%	0.58%	5.94%	90.29%	9.71%

Health Service Absence Rate - by Staff Category: Aug 2024	Certified absence	Self- certified absence	Non Covid-19 absence	Covid-19 Absence	Total absence rate	% Non Covid-19 absence	% Covid-19 absence
CHO 3	6.61%	0.28%	6.89%	0.56%	7.45%	92.48%	7.52%
Medical & Dental	5.73%	0.07%	5.80%	0.22%	6.02%	96.34%	3.66%
Nursing & Midwifery	7.87%	0.08%	7.95%	0.49%	8.43%	94.25%	5.75%
Health & Social Care Professionals	4.43%	0.28%	4.71%	0.79%	5.50%	85.62%	14.38%
Management & Administrative	5.97%	0.74%	6.71%	0.71%	7.43%	90.41%	9.59%
General Support	2.88%	0.00%	2.88%	0.00%	2.88%	100.00%	0.00%
Patient & Client Care	11.82%	0.27%	12.09%	0.59%	12.68%	95.35%	4.65%

Health Service Absence Rate - by Staff Category: Aug 2024	Certified absence	Self- certified absence	Non Covid-19 absence	Covid-19 Absence	Total absence rate	% Non Covid-19 absence	% Covid-19 absence
CHO 4	5.33%	0.32%	5.65%	0.80%	6.46%	87.54%	12.46%
Medical & Dental	3.12%	0.23%	3.35%	0.20%	3.55%	94.37%	5.63%
Nursing & Midwifery	6.56%	0.19%	6.75%	1.05%	7.80%	86.54%	13.46%
Health & Social Care Professionals	4.82%	0.35%	5.17%	0.92%	6.09%	84.91%	15.09%
Management & Administrative	3.67%	0.23%	3.90%	0.28%	4.18%	93.21%	6.79%
General Support	19.68%	0.95%	20.63%	3.42%	24.05%	85.77%	14.23%
Patient & Client Care	5.03%	0.79%	5.81%	0.99%	6.81%	85.45%	14.55%

Health Service Absence Rate - by Staff Category: Aug 2024	Certified absence	Self- certified absence	Non Covid-19 absence	Covid-19 Absence	Total absence rate	% Non Covid-19 absence	% Covid-19 absence
CHO 5	6.98%	0.42%	7.40%	0.94%	8.34%	88.73%	11.27%
Medical & Dental	2.86%	0.28%	3.13%	1.63%	4.76%	65.72%	34.28%
Nursing & Midwifery	8.13%	0.35%	8.48%	0.63%	9.11%	93.12%	6.88%
Health & Social Care Professionals	7.74%	0.48%	8.21%	0.93%	9.15%	89.80%	10.20%
Management & Administrative	8.22%	0.46%	8.68%	0.60%	9.28%	93.50%	6.50%
General Support	3.48%	0.00%	3.48%	0.00%	3.48%	100.00%	0.00%
Patient & Client Care	2.31%	0.71%	3.01%	2.58%	5.59%	53.90%	46.10%

Health Service Absence Rate - by Staff Category: Aug 2024	Certified absence	Self- certified absence	Non Covid-19 absence	Covid-19 Absence	Total absence rate	% Non Covid-19 absence	% Covid-19 absence
CHO 6	4.49%	0.54%	5.03%	0.63%	5.65%	88.90%	11.10%
Medical & Dental	2.61%	0.29%	2.90%	0.12%	3.02%	95.89%	4.11%
Nursing & Midwifery	5.21%	0.44%	5.65%	0.53%	6.18%	91.48%	8.52%
Health & Social Care Professionals	3.13%	0.31%	3.44%	0.70%	4.13%	83.11%	16.89%
Management & Administrative	5.90%	0.73%	6.63%	0.94%	7.57%	87.53%	12.47%
General Support	3.52%	1.20%	4.73%	0.31%	5.04%	93.87%	6.13%
Patient & Client Care	5.08%	0.92%	6.00%	0.75%	6.75%	88.90%	11.10%

Health Service Absence Rate - by Staff Category: Aug 2024	Certified absence	Self- certified absence	Non Covid-19 absence	Covid-19 Absence	Total absence rate	% Non Covid-19 absence	% Covid-19 absence
CHO 7	5.65%	0.38%	6.03%	0.69%	6.72%	89.75%	10.25%
Medical & Dental	4.14%	0.20%	4.34%	0.49%	4.83%	89.91%	10.09%
Nursing & Midwifery	5.91%	0.43%	6.34%	0.86%	7.20%	88.02%	11.98%
Health & Social Care Professionals	3.67%	0.32%	3.99%	0.50%	4.49%	88.85%	11.15%
Management & Administrative	5.45%	0.46%	5.91%	0.63%	6.54%	90.41%	9.59%
General Support	8.66%	0.77%	9.43%	0.45%	9.88%	95.40%	4.60%
Patient & Client Care	7.29%	0.27%	7.55%	0.86%	8.41%	89.80%	10.20%

Health Service Absence Rate - by Staff Category: Aug 2024	Certified absence	Self- certified absence	Non Covid-19 absence	Covid-19 Absence	Total absence rate	% Non Covid-19 absence	% Covid-19 absence
CHO 8	5.61%	0.26%	5.87%	0.53%	6.40%	91.68%	8.32%
Medical & Dental	4.73%	0.15%	4.87%	0.18%	5.05%	96.42%	3.58%
Nursing & Midwifery	6.93%	0.17%	7.10%	0.77%	7.87%	90.26%	9.74%
Health & Social Care Professionals	3.15%	0.23%	3.38%	0.57%	3.95%	85.66%	14.34%
Management & Administrative	5.41%	0.40%	5.81%	0.37%	6.17%	94.07%	5.93%
General Support	14.81%	0.22%	15.03%	0.61%	15.63%	96.13%	3.87%
Patient & Client Care	7.59%	0.30%	7.89%	0.62%	8.51%	92.74%	7.26%

Health Service Absence Rate - by Staff Category: Aug 2024	Certified absence	Self- certified absence	Non Covid-19 absence	Covid-19 Absence	Total absence rate	% Non Covid-19 absence	% Covid-19 absence
CHO 9	5.34%	0.34%	5.68%	0.71%	6.39%	88.85%	11.15%
Medical & Dental	4.01%	0.11%	4.13%	0.94%	5.06%	81.49%	18.51%
Nursing & Midwifery	5.37%	0.32%	5.69%	1.15%	6.84%	83.20%	16.80%
Health & Social Care Professionals	4.92%	0.32%	5.25%	0.47%	5.72%	91.73%	8.27%
Management & Administrative	5.51%	0.41%	5.91%	0.55%	6.46%	91.48%	8.52%
General Support	6.47%	0.39%	6.85%	0.00%	6.85%	100.00%	0.00%
Patient & Client Care	6.75%	0.45%	7.20%	0.43%	7.63%	94.36%	5.64%

Health Service Absence Rate - by Staff Category: Aug 2024	Certified absence	Self- certified absence	Non Covid-19 absence	Covid-19 Absence	Total absence rate	% Non Covid-19 absence	% Covid-19 absence
Other Comm	5.07%	0.16%	5.22%	0.16%	5.39%	96.94%	3.06%
Medical & Dental	11.82%	0.64%	12.46%	0.00%	12.46%	100.00%	0.00%
Nursing & Midwifery	19.87%	0.00%	19.87%	0.00%	19.87%	100.00%	0.00%
Health & Social Care Professionals	3.19%	0.00%	3.19%	0.00%	3.19%	100.00%	0.00%
Management & Administrative	0.00%	0.05%	0.05%	0.48%	0.53%	9.68%	90.32%
General Support	0.00%	0.92%	0.92%	0.00%	0.92%	100.00%	0.00%
Patient & Client Care	10.37%	0.00%	10.37%	0.00%	10.37%	100.00%	0.00%

Health Service Absence Rate - by Staff Category: Aug 2024	Certified absence	Self- certified absence	Non Covid-19 absence	Covid-19 Absence	Total absence rate	% Non Covid-19 absence	% Covid-19 absence
Cork Dental Hospital	1.72%	0.29%	2.01%	0.00%	2.01%	100.00%	0.00%
Medical & Dental	0.00%	0.00%	0.00%	0.00%	0.00%		
Nursing & Midwifery	0.00%	0.00%	0.00%	0.00%	0.00%		
Health & Social Care Professionals	0.00%	0.00%	0.00%	0.00%	0.00%		
Management & Administrative	3.00%	0.55%	3.54%	0.00%	3.54%	100.00%	0.00%
General Support	5.51%	0.00%	5.51%	0.00%	5.51%	100.00%	0.00%
Patient & Client Care	0.69%	0.41%	1.10%	0.00%	1.10%	100.00%	0.00%

Health Service Absence Rate - by Staff Category: Aug 2024	Certified absence	Self- certified absence	Non Covid-19 absence	Covid-19 Absence	Total absence rate	% Non Covid-19 absence	% Covid-19 absence
Dublin Dental Hospital	3.14%	0.73%	3.87%	0.00%	3.87%	100.00%	0.00%
Medical & Dental	0.00%	0.00%	0.00%	0.00%	0.00%		
Nursing & Midwifery	14.29%	2.48%	16.77%	0.00%	16.77%	100.00%	0.00%
Health & Social Care Professionals	0.00%	0.00%	0.00%	0.00%	0.00%		
Management & Administrative	5.52%	0.71%	6.23%	0.00%	6.23%	100.00%	0.00%
General Support	1.65%	2.06%	3.72%	0.00%	3.72%	100.00%	0.00%
Patient & Client Care	0.00%	0.00%	0.00%	0.00%	0.00%		

Health Service Absence Rate - by Staff Category: Aug 2024	Certified absence	Self- certified absence	Non Covid-19 absence	Covid-19 Absence	Total absence rate	% Non Covid-19 absence	% Covid-19 absence
Galway Hospice Foundation	5.22%	0.57%	5.79%	0.00%	5.79%	100.00%	0.00%
Medical & Dental	0.00%	0.00%	0.00%	0.00%	0.00%		
Nursing & Midwifery	6.24%	0.38%	6.62%	0.00%	6.62%	100.00%	0.00%
Health & Social Care Professionals	2.71%	0.00%	2.71%	0.00%	2.71%	100.00%	0.00%
Management & Administrative	8.25%	0.53%	8.78%	0.00%	8.78%	100.00%	0.00%
General Support	0.00%	0.00%	0.00%	0.00%	0.00%		
Patient & Client Care	5.55%	1.91%	7.46%	0.00%	7.46%	100.00%	0.00%

Health Service Absence Rate - by Staff Category: Aug 2024	Certified absence	Self- certified absence	Non Covid-19 absence	Covid-19 Absence	Total absence rate	% Non Covid-19 absence	% Covid-19 absence
Marymount	7.24%	0.37%	7.61%	2.26%	9.87%	77.12%	22.88%
Medical & Dental	0.00%	0.00%	0.00%	0.00%	0.00%		
Nursing & Midwifery	5.57%	0.21%	5.78%	2.51%	8.30%	69.73%	30.27%
Health & Social Care Professionals	0.00%	0.00%	0.00%	0.67%	0.67%	0.00%	100.00%
Management & Administrative	0.61%	0.00%	0.61%	0.26%	0.87%	70.16%	29.84%
General Support	28.42%	1.30%	29.73%	5.35%	35.07%	84.75%	15.25%
Patient & Client Care	9.16%	0.89%	10.05%	3.25%	13.30%	75.57%	24.43%

Health Service Absence Rate - by Staff Category: Aug 2024	Certified absence	Self- certified absence	Non Covid-19 absence	Covid-19 Absence	Total absence rate	% Non Covid-19 absence	% Covid-19 absence
Milford Care Centre	5.65%	0.00%	5.65%	0.00%	5.65%	100.00%	0.00%
Medical & Dental							
Nursing & Midwifery	5.50%	0.00%	5.50%	0.00%	5.50%	100.00%	0.00%
Health & Social Care Professionals	2.82%	0.00%	2.82%	0.00%	2.82%	100.00%	0.00%
Management & Administrative	4.38%	0.00%	4.38%	0.00%	4.38%	100.00%	0.00%
General Support	4.04%	0.00%	4.04%	0.00%	4.04%	100.00%	0.00%
Patient & Client Care	15.42%	0.00%	15.42%	0.00%	15.42%	100.00%	0.00%

Health Service Absence Rate - by Staff Category: Aug 2024	Certified absence	Self- certified absence	Non Covid-19 absence	Covid-19 Absence	Total absence rate	% Non Covid-19 absence	% Covid-19 absence
Our Lady's Hospice & Care, Dubli	6.56%	0.25%	6.80%	0.59%	7.39%	92.03%	7.97%
Medical & Dental	2.44%	0.00%	2.44%	0.00%	2.44%	100.00%	0.00%
Nursing & Midwifery	7.60%	0.24%	7.84%	0.65%	8.49%	92.31%	7.69%
Health & Social Care Professionals	0.72%	0.00%	0.72%	0.21%	0.93%	77.78%	22.22%
Management & Administrative	8.15%	0.00%	8.15%	0.10%	8.25%	98.80%	1.20%
General Support	7.02%	0.91%	7.93%	0.65%	8.58%	92.43%	7.57%
Patient & Client Care	6.93%	0.11%	7.04%	0.89%	7.93%	88.76%	11.24%

Health Service Absence Rate - by Staff Category: Aug 2024	Certified absence	Self- certified absence	Non Covid-19 absence	Covid-19 Absence	Total absence rate	% Non Covid-19 absence	% Covid-19 absence
Our Lady's Hospice & Care, Wick	5.31%	0.56%	5.87%	0.91%	6.78%	86.57%	13.43%
Medical & Dental	0.00%	0.00%	0.00%	0.00%	0.00%		
Nursing & Midwifery	6.81%	0.96%	7.77%	1.57%	9.35%	83.18%	16.82%
Health & Social Care Professionals	17.53%	0.00%	17.53%	0.00%	17.53%	100.00%	0.00%
Management & Administrative	0.00%	0.00%	0.00%	0.00%	0.00%		
General Support							
Patient & Client Care	0.00%	0.00%	0.00%	0.00%	0.00%		

Health Service Absence Rate - by Staff Category: Aug 2024	Certified absence	Self- certified absence	Non Covid-19 absence	Covid-19 Absence	Total absence rate	% Non Covid-19 absence	% Covid-19 absence
St Francis	3.46%	0.40%	3.86%	0.53%	4.39%	87.98%	12.02%
Medical & Dental	10.11%	0.00%	10.11%	0.00%	10.11%	100.00%	0.00%
Nursing & Midwifery	3.26%	0.41%	3.67%	0.66%	4.33%	84.79%	15.21%
Health & Social Care Professionals	9.48%	0.00%	9.48%	0.74%	10.23%	92.72%	7.28%
Management & Administrative	0.12%	0.48%	0.60%	0.87%	1.47%	40.93%	59.07%
General Support	1.08%	0.88%	1.95%	0.00%	1.95%	100.00%	0.00%
Patient & Client Care	3.33%	0.41%	3.74%	0.00%	3.74%	100.00%	0.00%

Year / Month	Certified absence	Self-certified absence	Non Covid-19 absence	Covid-19 Absence	Total absence rate	Medical & Dental	Nursing & Midwifery	Health & Social Care Professionals	Management & Administrative	General Support	Patient & Client Care
Aug 2024	5.65%	0.35%	6.00%	0.65%	6.65%	4.41%	7.78%	5.54%	6.48%	8.03%	7.75%
Jul 2024	5.64%	0.42%	6.06%	1.01%	7.07%	4.16%	7.86%	5.99%	7.02%	8.36%	9.47%
Jun 2024	5.57%	0.40%	5.97%	0.67%	6.65%	3.62%	7.51%	5.59%	6.61%	8.57%	8.30%
May 2024	5.42%	0.40%	5.82%	0.29%	6.11%	3.28%	6.96%	4.90%	6.16%	8.01%	8.01%
Apr 2024	5.22%	0.39%	5.61%	0.17%	5.78%	3.42%	6.75%	4.64%	5.89%	6.69%	6.96%
Mar 2024	5.42%	0.40%	5.82%	0.22%	6.04%	3.47%	7.06%	5.00%	6.30%	6.29%	6.94%
Feb 2024	5.46%	0.40%	5.85%	0.31%	6.16%	3.52%	7.18%	4.75%	6.32%	7.52%	7.08%
Jan 2024	5.49%	0.55%	6.04%	0.60%	6.65%	4.21%	7.55%	5.27%	7.39%	6.35%	7.88%
2024	5.48%	0.41%	5.89%	0.49%	6.38%	3.77%	7.32%	5.20%	6.53%	7.51%	7.80%
Dec 2023	5.46%	0.52%	5.98%	0.62%	6.60%	4.22%	7.31%	5.76%	7.09%	6.16%	7.66%
Nov 2023	4.60%	0.48%	5.08%	0.37%	5.45%	3.60%	6.17%	4.51%	5.54%	6.25%	6.90%
Oct 2023	4.51%	0.43%	4.94%	0.50%	5.44%	3.93%	5.96%	5.00%	5.24%	6.53%	6.49%
Sep 2023	4.46%	0.36%	4.82%	0.70%	5.51%	3.54%	6.03%	5.06%	5.65%	5.92%	6.53%
Aug 2023	4.55%	0.33%	4.88%	0.68%	5.56%	3.48%	6.54%	5.05%	5.37%	7.21%	5.90%
Jul 2023	4.35%	0.29%	4.64%	0.35%	4.99%	3.74%	5.63%	4.14%	4.98%	5.21%	6.34%
Jun 2023	4.35%	0.29%	4.64%	0.22%	4.86%	3.04%	5.93%	3.97%	4.69%	5.68%	5.74%
May 2023	4.26%	0.33%	4.59%	0.35%	4.94%	2.57%	5.96%	4.16%	4.76%	5.84%	6.17%
Apr 2023	4.35%	0.29%	4.64%	0.36%	5.00%	3.64%	5.56%	4.35%	4.87%	5.27%	6.40%
Mar 2023	4.22%	0.35%	4.57%	0.46%	5.02%	3.62%	5.62%	4.25%	4.97%	5.98%	6.33%
Feb 2023	4.41%	0.36%	4.77%	0.43%	5.21%	3.08%	5.91%	3.98%	5.09%	6.13%	7.83%
Jan 2023	4.95%	0.43%	5.37%	0.80%	6.18%	3.29%	7.00%	5.05%	5.94%	8.39%	8.48%
2023	4.53%	0.37%	4.90%	0.49%	5.39%	3.48%	6.13%	4.60%	5.34%	6.23%	6.72%
Dec 2022	5.04%	0.50%	5.54%	1.11%	6.65%	4.22%	7.17%	5.60%	6.82%	8.12%	8.42%
Nov 2022	4.37%	0.43%	4.80%	0.67%	5.47%	3.66%	6.15%	4.60%	5.26%	6.69%	7.10%
Oct 2022	4.49%	0.45%	4.94%	0.73%	5.67%	3.72%	6.40%	4.86%	5.50%	7.65%	6.70%
Sep 2022	4.16%	0.33%	4.50%	0.61%	5.11%	3.40%	6.12%	4.64%	4.29%	6.68%	6.16%
Aug 2022	4.61%	0.29%	4.89%	0.72%	5.62%	3.79%	6.64%	4.64%	5.27%	7.17%	6.73%
Jul 2022	4.52%	0.30%	4.82%	1.96%	6.78%	4.09%	7.66%	5.87%	6.33%	8.34%	8.69%
Jun 2022	3.86%	0.35%	4.21%	1.86%	6.07%	4.05%	6.89%	5.58%	5.54%	8.65%	6.57%
May 2022	3.85%	0.32%	4.17%	0.92%	5.08%	2.76%	6.22%	4.22%	4.31%	6.10%	6.65%
Apr 2022	4.18%	0.34%	4.52%	2.02%	6.54%	3.67%	7.85%	5.91%	5.65%	7.87%	7.73%
Mar 2022	4.42%	0.41%	4.84%	4.36%	9.20%	5.09%	11.29%	8.45%	8.36%	9.11%	10.39%
Feb 2022	3.86%	0.37%	4.23%	2.59%	6.81%	3.99%	8.68%	6.06%	5.45%	6.34%	8.65%
Jan 2022	3.75%	0.29%	4.04%	4.31%	8.35%	5.42%	9.83%	7.24%	7.32%	9.21%	10.35%
2022	4.24%	0.36%	4.61%	1.85%	6.46%	3.98%	7.56%	5.63%	5.85%	7.66%	7.95%
Dec 2021	4.39%	0.29%	4.68%	2.12%	6.80%	4.18%	8.29%	5.83%	5.92%	5.86%	8.69%
Nov 2021	4.61%	0.42%	5.03%	1.71%	6.74%	4.79%	8.00%	5.80%	5.92%	6.36%	8.57%
Oct 2021	4.41%	0.38%	4.79%	0.97%	5.76%	4.10%	6.61%	5.32%	4.89%	5.70%	7.30%
Sep 2021	4.13%	0.30%	4.43%	0.72%	5.15%	3.99%	6.21%	4.57%	4.21%	4.72%	6.53%
Aug 2021	3.88%	0.22%	4.10%	0.61%	4.70%	3.64%	5.81%	3.95%	3.77%	3.85%	6.34%
Jul 2021	3.67%	0.20%	3.87%	0.40%	4.28%	2.76%	4.78%	3.70%	3.84%	3.96%	5.85%
Jun 2021	3.49%	0.23%	3.72%	0.37%	4.09%	2.77%	5.08%	3.35%	3.68%	4.27%	4.80%
May 2021	3.22%	0.18%	3.40%	0.36%	3.77%	2.87%	4.52%	2.88%	3.26%	3.97%	4.96%
Apr 2021	3.02%	0.18%	3.20%	0.42%	3.62%	2.84%	4.23%	2.77%	3.32%	3.58%	4.72%
Mar 2021	2.99%	0.21%	3.20%	0.51%	3.71%	3.29%	4.31%	3.15%	3.25%	3.69%	4.44%
Feb 2021	3.36%	0.27%	3.63%	1.08%	4.71%	3.26%	5.81%	3.83%	4.05%	5.13%	5.92%
Jan 2021	3.78%	0.14%	3.92%	2.90%	6.81%	3.43%	8.52%	5.30%	6.05%	8.86%	8.48%
2021	3.76%	0.25%	4.02%	1.02%	5.04%	3.51%	6.04%	4.23%	4.37%	5.00%	6.41%

Year / Month	Certified absence	Self-certified absence	Non Covid-19 absence	Covid-19 Absence	Total absence rate	CHO 1	CHO 2	CHO 3	CHO 4	CHO 5	CHO 6	CHO 7	CHO 8	CHO 9	Other Comm	Primary Care
Aug 2024	5.65%	0.35%	6.00%	0.65%	6.65%	6.76%	6.05%	7.45%	6.46%	8.34%	5.65%	6.72%	6.40%	6.39%	5.39%	6.65%
Jul 2024	5.64%	0.42%	6.06%	1.01%	7.07%	6.68%	6.28%	7.37%	6.77%	8.31%	7.14%	8.26%	6.64%	6.51%	6.10%	7.07%
Jun 2024	5.57%	0.40%	5.97%	0.67%	6.65%	6.49%	5.58%	7.59%	6.94%	7.45%	5.80%	7.45%	6.38%	5.96%	6.70%	6.65%
May 2024	5.42%	0.40%	5.82%	0.29%	6.11%	5.79%	4.83%	6.51%	5.97%	6.93%	5.90%	6.28%	6.86%	6.03%	4.42%	6.11%
Apr 2024	5.22%	0.39%	5.61%	0.17%	5.78%	5.38%	4.31%	6.62%	5.28%	6.65%	5.61%	6.14%	6.70%	5.85%	3.86%	5.78%
Mar 2024	5.42%	0.40%	5.82%	0.22%	6.04%	5.90%	4.01%	7.74%	5.98%	7.23%	5.83%	6.01%	6.48%	6.03%	3.91%	6.04%
Feb 2024	5.46%	0.40%	5.85%	0.31%	6.16%	5.72%	4.87%	8.03%	5.60%	6.70%	5.37%	6.06%	6.17%	6.41%	5.32%	6.16%
Jan 2024	5.49%	0.55%	6.04%	0.60%	6.65%	6.75%	5.84%	7.18%	5.96%	8.40%	6.36%	6.52%	6.45%	7.04%	4.73%	6.65%
2024	5.48%	0.41%	5.89%	0.49%	6.38%	6.18%	5.20%	7.36%	6.10%	7.50%	5.97%	6.67%	6.52%	6.28%	5.03%	6.38%
Dec 2023	5.46%	0.52%	5.98%	0.62%	6.60%	6.86%	5.24%	7.09%	5.59%	8.39%	6.25%	6.86%	6.29%	7.35%	5.44%	6.60%
Nov 2023	4.60%	0.48%	5.08%	0.37%	5.45%	5.44%	4.06%	6.34%	5.26%	6.34%	5.23%	5.86%	5.36%	5.66%	2.51%	5.45%
Oct 2023	4.51%	0.43%	4.94%	0.50%	5.44%	5.46%	3.18%	6.60%	5.52%	6.50%	5.57%	6.00%	4.95%	5.72%	3.58%	5.44%
Sep 2023	4.46%	0.36%	4.82%	0.70%	5.51%	5.19%	4.00%	7.79%	5.26%	6.07%	5.43%	5.87%	5.48%	5.53%	4.56%	5.51%
Aug 2023	4.55%	0.33%	4.88%	0.68%	5.56%	6.25%	3.04%	7.81%	5.06%	6.48%	4.72%	6.35%	5.89%	5.70%	2.39%	5.56%
Jul 2023	4.35%	0.29%	4.64%	0.35%	5.22%	5.22%	3.01%	5.65%	4.10%	5.94%	4.73%	5.56%	5.74%	5.41%	3.57%	4.99%
Jun 2023	4.35%	0.29%	4.64%	0.22%	4.86%	4.54%	2.91%	4.79%	4.20%	5.95%	3.97%	5.67%	5.79%	5.81%	3.16%	4.86%
May 2023	4.26%	0.33%	4.59%	0.35%	4.94%	4.61%	2.56%	5.05%	4.31%	5.91%	3.86%	6.06%	6.07%	5.59%	4.38%	4.94%
Apr 2023	4.35%	0.29%	4.64%	0.36%	5.00%	5.21%	3.00%	5.65%	4.06%	5.93%	4.07%	5.94%	5.72%	5.48%	0.26%	5.00%
Mar 2023	4.22%	0.35%	4.57%	0.46%	5.02%	4.58%	2.67%	5.32%	3.22%	5.94%	4.72%	6.26%	6.17%	6.80%	4.88%	5.02%
Feb 2023	4.41%	0.36%	4.77%	0.43%	5.21%	4.77%	3.19%	5.80%	3.34%	5.01%	5.70%	6.07%	6.40%	6.39%	4.48%	5.21%
Jan 2023	4.95%	0.43%	5.37%	0.80%	6.18%	6.51%	3.76%	6.69%	4.67%	6.38%	6.62%	6.89%	6.62%	7.02%	5.52%	6.18%
2023	4.53%	0.37%	4.90%	0.49%	5.39%	5.38%	3.36%	6.23%	4.58%	6.23%	5.07%	6.11%	5.87%	6.03%	3.94%	5.39%
Dec 2022	5.04%	0.50%	5.54%	1.11%	6.65%	7.26%	3.22%	7.11%	3.56%	7.77%	7.79%	8.06%	7.31%	8.12%	6.15%	6.65%
Nov 2022	4.37%	0.43%	4.80%	0.67%	5.47%	5.92%	1.92%	7.24%	4.17%	5.86%	5.91%	6.22%	6.27%	6.17%	5.66%	5.47%
Oct 2022	4.49%	0.45%	4.94%	0.73%	5.67%	5.71%	3.21%	7.64%	3.85%	6.09%	6.14%	6.43%	6.14%	6.47%	3.78%	5.67%
Sep 2022	4.16%	0.33%	4.50%	0.61%	5.11%	5.75%	2.26%	6.08%	3.37%	5.95%	5.34%	5.70%	5.75%	5.98%	3.22%	5.11%
Aug 2022	4.61%	0.29%	4.89%	0.72%	5.62%	6.08%	2.67%	7.34%	3.16%	6.96%	6.41%	6.54%	6.02%	6.08%	2.56%	5.62%
Jul 2022	4.52%	0.30%	4.82%	1.96%	6.78%	6.37%	4.31%	8.66%	5.32%	8.24%	7.74%	7.70%	6.55%	7.18%	4.17%	6.78%
Jun 2022	3.86%	0.35%	4.21%	1.86%	6.07%	5.69%	3.73%	7.67%	3.24%	7.76%	6.58%	7.20%	6.47%	6.79%	7.11%	6.07%
May 2022	3.85%	0.32%	4.17%	0.92%	5.08%	4.35%	3.20%	5.89%	3.88%	6.03%	5.96%	6.03%	5.50%	5.10%	3.96%	5.08%
Apr 2022	4.18%	0.34%	4.52%	2.02%	6.54%	5.93%	4.19%	7.91%	6.42%	7.89%	6.76%	7.57%	6.96%	5.56%	5.97%	6.54%
Mar 2022	4.42%	0.41%	4.84%	4.36%	9.20%	9.25%	6.45%	9.70%	7.59%	11.30%	9.10%	10.37%	9.80%	9.16%	4.62%	9.20%
Feb 2022	3.86%	0.37%	4.23%	2.59%	6.81%	7.25%	4.05%	7.28%	5.59%	6.16%	5.59%	6.16%	7.04%	7.15%	3.60%	6.81%
Jan 2022	3.75%	0.29%	4.04%	4.31%	8.35%	8.30%	6.42%	11.39%	6.54%	9.81%	6.62%	8.81%	8.66%	8.63%	5.55%	8.35%
2022	4.24%	0.36%	4.61%	1.85%	6.46%	6.46%	3.77%	7.85%	4.71%	7.62%	6.70%	7.48%	6.91%	6.89%	4.69%	6.46%
Dec 2021	4.39%	0.29%	4.68%	2.12%	6.80%	7.04%	3.88%	8.51%	3.62%	9.36%	6.33%	8.17%	7.63%	7.25%	3.40%	6.80%
Nov 2021	4.61%	0.42%	5.03%	1.71%	6.74%	7.38%	3.50%	7.74%	4.39%	8.07%	6.30%	8.58%	7.35%	7.23%	3.16%	6.74%
Oct 2021	4.41%	0.38%	4.79%	0.97%	5.76%	7.62%	3.00%	6.46%	3.58%	5.79%	5.25%	6.97%	7.03%	5.82%	3.46%	5.76%
Sep 2021	4.13%	0.30%	4.43%	0.72%	5.15%	6.56%	2.68%	6.45%	3.07%	5.50%	5.30%	6.32%	6.20%	5.07%	2.47%	5.15%
Aug 2021	3.88%	0.22%	4.10%	0.61%	4.70%	5.72%	2.45%	5.60%	2.46%	5.38%	4.59%	5.62%	5.15%	5.64%	1.29%	4.70%
Jul 2021	3.67%	0.20%	3.87%	0.40%	4.28%	4.67%	2.12%	5.12%	2.44%	4.82%	3.85%	5.41%	5.21%	5.39%	2.19%	4.28%
Jun 2021	3.49%	0.23%	3.72%	0.37%	4.09%	5.13%	2.18%	4.81%	2.73%	5.46%	3.62%	4.58%	4.27%	4.22%	2.22%	4.09%
May 2021	3.22%	0.18%	3.40%	0.36%	3.77%	4.27%	1.83%	4.51%	2.30%	4.93%	3.19%	4.65%	4.04%	3.38%	2.43%	3.77%
Apr 2021	3.02%	0.18%	3.20%	0.42%	3.62%	4.37%	2.11%	3.79%	1.69%	4.65%	3.15%	4.45%	4.35%	3.58%	1.94%	3.62%
Mar 2021	2.99%	0.21%	3.20%	0.51%	3.71%	4.33%	2.32%	3.13%	2.34%	5.02%	2.94%	4.49%	4.05%	4.04%	2.69%	3.71%
Feb 2021	3.36%	0.27%	3.63%	1.08%	4.71%	4.83%	3.26%	4.07%	3.54%	5.67%	3.91%	5.90%	5.58%	4.73%	2.97%	4.71%
Jan 2021	3.78%	0.14%	3.92%	2.90%	6.81%	7.92%	5.13%	6.18%	3.61%	7.56%	6.26%	7.95%	8.41%	6.82%	6.73%	6.81%
2021	3.76%	0.25%	4.02%	1.02%	5.04%	5.84%	2.85%	5.57%	3.01%	6.06%	4.57%	6.11%	5.78%	5.28%	2.88%	5.04%

