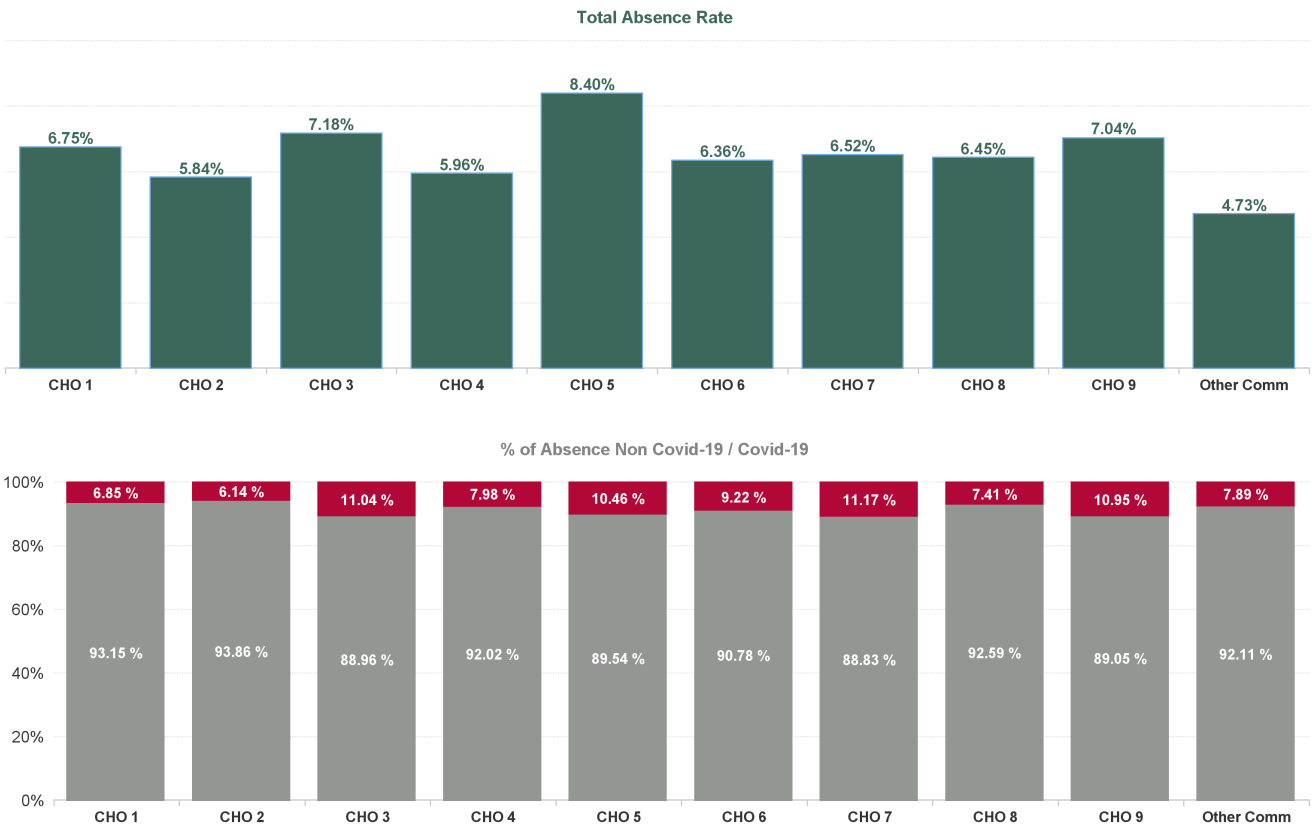


January 2024

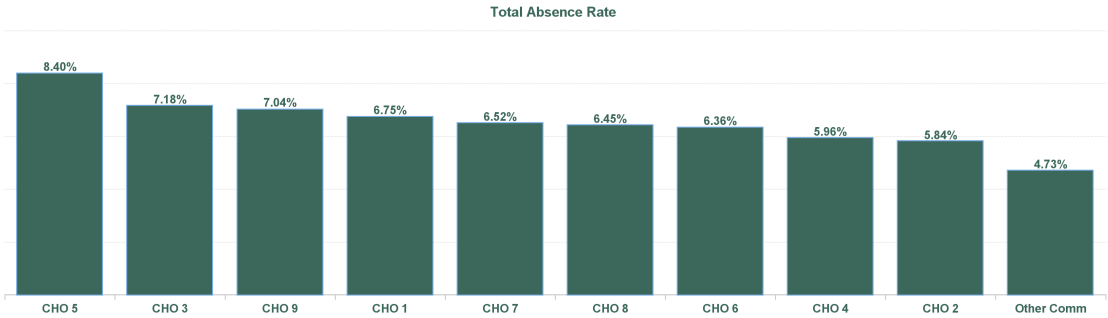
Health Service Absence Rate - by Staff Category: Jan 2024	Certified absence	Self-certified absence	Non Covid-19 absence	Covid-19 Absence	Total absence rate	% Non Covid-19 absence	% Covid-19 absence
Primary Care	5.49%	0.55%	6.04%	0.60%	6.65%	90.95%	9.05%
Medical & Dental	3.40%	0.48%	3.88%	0.33%	4.21%	92.26%	7.74%
Nursing & Midwifery	6.25%	0.55%	6.80%	0.74%	7.55%	90.15%	9.85%
Health & Social Care Professionals	4.27%	0.49%	4.75%	0.51%	5.27%	90.27%	9.73%
Management & Administrative	6.27%	0.61%	6.88%	0.51%	7.39%	93.09%	6.91%
General Support	5.32%	0.41%	5.73%	0.62%	6.35%	90.29%	9.71%
Patient & Client Care	6.35%	0.68%	7.03%	0.85%	7.88%	89.16%	10.84%

Health Service Absence Rate - by Hospital Group: Jan 2024	Certified absence	Self-certified absence	Non Covid-19 absence	Covid-19 Absence	Total absence rate	% Non Covid-19 absence	% Covid-19 absence
Primary Care	5.49%	0.55%	6.04%	0.60%	6.65%	90.95%	9.05%
CHO 1	5.77%	0.52%	6.29%	0.46%	6.75%	93.15%	6.85%
CHO 2	5.15%	0.33%	5.48%	0.36%	5.84%	93.86%	6.14%
CHO 3	5.95%	0.43%	6.39%	0.79%	7.18%	88.96%	11.04%
CHO 4	4.85%	0.63%	5.48%	0.48%	5.96%	92.02%	7.98%
CHO 5	6.87%	0.65%	7.52%	0.88%	8.40%	89.54%	10.46%
CHO 6	5.24%	0.53%	5.77%	0.59%	6.36%	90.78%	9.22%
CHO 7	5.14%	0.66%	5.79%	0.73%	6.52%	88.83%	11.17%
CHO 8	5.51%	0.46%	5.97%	0.48%	6.45%	92.59%	7.41%
CHO 9	5.64%	0.62%	6.27%	0.77%	7.04%	89.05%	10.95%
Other Community Services	3.64%	0.71%	4.35%	0.37%	4.73%	92.11%	7.89%

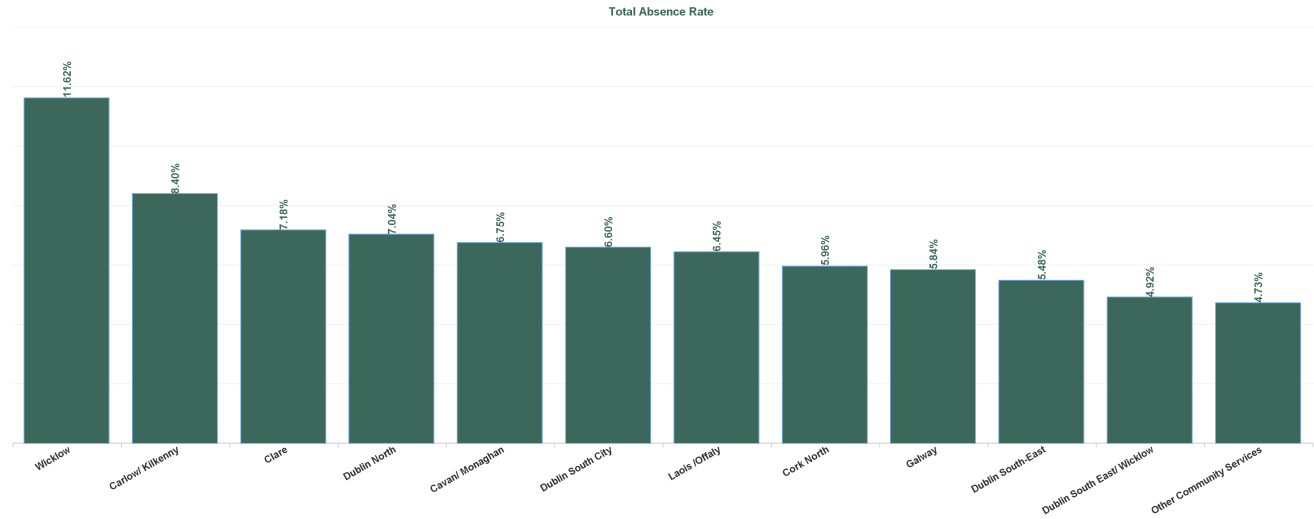
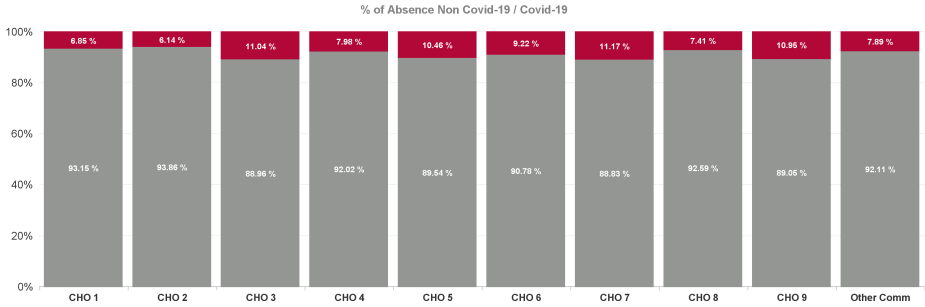


January 2024

Health Service Absence Rate - by HG, CHO/Care Group & Staff Category : Jan 2024	Certified absence	Self-certified absence	Non Covid-19 absence	Covid-19 Absence	Total absence rate	Medical & Dental	Nursing & Midwifery	Health & Social Care Professionals	Management & Administrative	General Support	Patient & Client Care
Primary Care	5.49%	0.55%	6.04%	0.60%	6.65%	4.21%	7.55%	5.27%	7.39%	6.35%	7.88%
CHO 1	5.77%	0.52%	6.29%	0.46%	6.75%	2.64%	7.02%	5.61%	7.55%	6.57%	9.42%
CHO 2	5.15%	0.33%	5.48%	0.36%	5.84%	7.84%	4.35%	4.75%	9.31%	4.65%	4.19%
CHO 3	5.95%	0.43%	6.39%	0.79%	7.18%	2.39%	10.16%	6.37%	7.16%	2.10%	5.35%
CHO 4	4.85%	0.63%	5.48%	0.48%	5.96%	3.16%	7.21%	5.53%	6.16%	5.89%	5.53%
CHO 5	6.87%	0.65%	7.52%	0.88%	8.40%	4.77%	11.49%	7.41%	7.20%	6.46%	6.84%
CHO 6	5.24%	0.53%	5.77%	0.59%	6.36%	5.33%	6.71%	3.66%	8.36%	4.32%	7.98%
CHO 7	5.14%	0.66%	5.79%	0.73%	6.52%	4.46%	6.93%	4.38%	6.47%	6.71%	9.86%
CHO 8	5.51%	0.46%	5.97%	0.48%	6.45%	2.96%	7.35%	6.16%	6.77%	6.60%	7.11%
CHO 9	5.64%	0.62%	6.27%	0.77%	7.04%	6.26%	7.41%	3.82%	9.13%	10.80%	9.97%
Other Community Services	3.64%	0.71%	4.35%	0.37%	4.73%	0.68%	15.84%	2.98%	3.90%	9.54%	8.13%

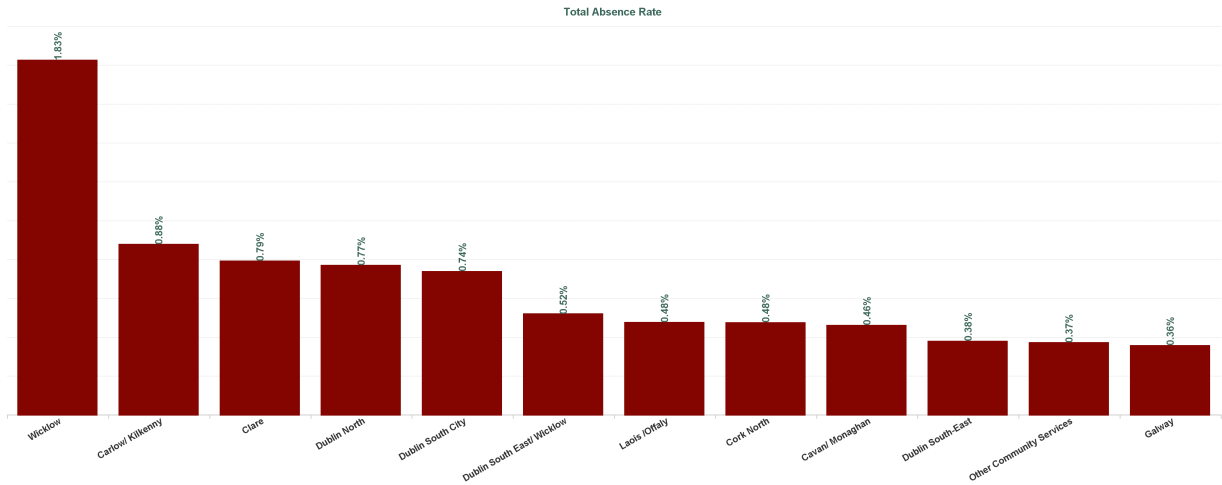


Health Service Absence Rate - by HG, CHO/Care Group & Staff Category: Jan 2024	Certified absence	Self-certified absence	Non Covid-19 absence	Covid-19 Absence	Total absence rate	Medical & Dental	Nursing & Midwifery	Health & Social Care Professionals	Management & Administrative	General Support	Patient & Client Care
Total	5.49%	0.55%	6.04%	0.60%	6.65%	4.21%	7.55%	5.27%	7.39%	6.35%	7.88%
Cavan/ Monaghan	5.77%	0.52%	6.29%	0.46%	6.75%	2.64%	7.02%	5.61%	7.55%	6.57%	9.42%
CHO 1	5.77%	0.52%	6.29%	0.46%	6.75%	2.64%	7.02%	5.61%	7.55%	6.57%	9.42%
Galway	5.15%	0.33%	5.48%	0.36%	5.84%	7.84%	4.35%	4.75%	9.31%	4.65%	4.19%
CHO 2	5.15%	0.33%	5.48%	0.36%	5.84%	7.84%	4.35%	4.75%	9.31%	4.65%	4.19%
Clare	5.95%	0.43%	6.39%	0.79%	7.18%	2.39%	10.16%	6.37%	7.16%	2.10%	5.35%
CHO 3	5.95%	0.43%	6.39%	0.79%	7.18%	2.39%	10.16%	6.37%	7.16%	2.10%	5.35%
Cork North	4.85%	0.63%	5.48%	0.48%	5.96%	3.16%	7.21%	5.53%	6.16%	5.89%	5.53%
CHO 4	4.85%	0.63%	5.48%	0.48%	5.96%	3.16%	7.21%	5.53%	6.16%	5.89%	5.53%
Carlow/ Kilkenny	6.87%	0.65%	7.52%	0.88%	8.40%	4.77%	11.49%	7.41%	7.20%	6.46%	6.84%
CHO 5	6.87%	0.65%	7.52%	0.88%	8.40%	4.77%	11.49%	7.41%	7.20%	6.46%	6.84%
Dublin South-East	4.61%	0.49%	5.10%	0.38%	5.48%	3.67%	5.02%	3.15%	7.75%	8.72%	8.70%
Wicklow	8.99%	0.80%	9.79%	1.83%	11.62%	14.64%	17.25%	27.10%	12.38%	0.37%	6.35%
CHO 6	5.24%	0.53%	5.77%	0.59%	6.36%	5.33%	6.71%	3.66%	8.36%	4.32%	7.98%
Dublin South City	5.22%	0.64%	5.86%	0.74%	6.60%	4.80%	6.79%	4.51%	6.65%	6.60%	9.95%
Dublin South East/ Wicklow	3.46%	0.94%	4.40%	0.52%	4.92%	0.74%	15.84%	2.98%	2.83%	9.54%	8.13%
CHO 7	5.14%	0.66%	5.79%	0.73%	6.52%	4.46%	6.93%	4.38%	6.47%	6.71%	9.86%
Laois /Offaly	5.51%	0.46%	5.97%	0.48%	6.45%	2.96%	7.35%	6.16%	6.77%	6.60%	7.11%
CHO 8	5.51%	0.46%	5.97%	0.48%	6.45%	2.96%	7.35%	6.16%	6.77%	6.60%	7.11%
Dublin North	5.64%	0.62%	6.27%	0.77%	7.04%	6.26%	7.41%	3.82%	9.13%	10.80%	9.97%
CHO 9	5.64%	0.62%	6.27%	0.77%	7.04%	6.26%	7.41%	3.82%	9.13%	10.80%	9.97%
Other Community Services	3.64%	0.71%	4.35%	0.37%	4.73%	0.68%	15.84%	2.98%	3.90%	9.54%	8.13%
Other Community Services	3.64%	0.71%	4.35%	0.37%	4.73%	0.68%	15.84%	2.98%	3.90%	9.54%	8.13%
Community Services	5.49%	0.55%	6.04%	0.60%	6.65%	4.21%	7.55%	5.27%	7.39%	6.35%	7.88%

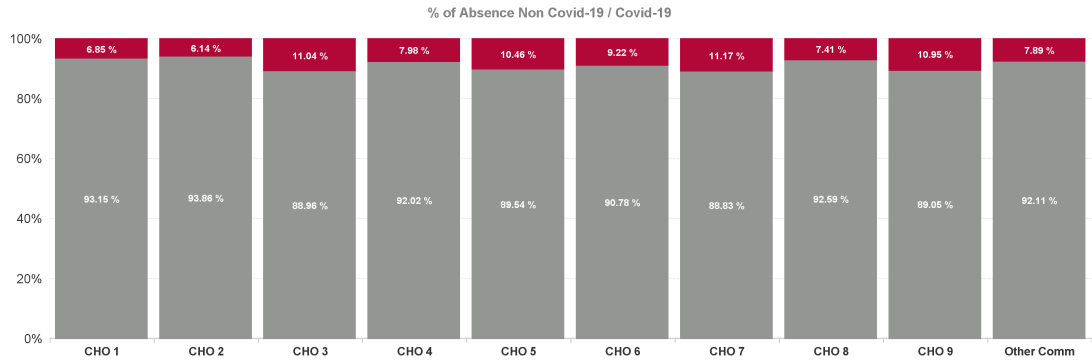


January 2024

Health Service Covid-19 Absence Rate - by Hospital & Staff Category: Jan 2024	Non Covid-19 absence	Covid-19 absence	Total absence rate	Medical & Dental	Nursing & Midwifery	Health & Social Care Professionals	Management & Administrative	General Support	Patient & Client Care
Primary Care	6.04%	0.60%	6.65%	0.33%	0.74%	0.51%	0.51%	0.62%	0.85%
Cavan/ Monaghan	6.29%	0.46%	6.75%	0.14%	0.46%	0.67%	0.25%	0.63%	0.73%
CHO 1	6.29%	0.46%	6.75%	0.14%	0.46%	0.67%	0.25%	0.63%	0.73%
Galway	5.48%	0.36%	5.84%	0.00%	0.55%	0.23%	0.47%	0.00%	0.12%
CHO 2	5.48%	0.36%	5.84%	0.00%	0.55%	0.23%	0.47%	0.00%	0.12%
Clare	6.39%	0.79%	7.18%	0.00%	0.98%	1.10%	0.67%	0.00%	0.54%
CHO 3	6.39%	0.79%	7.18%	0.00%	0.98%	1.10%	0.67%	0.00%	0.54%
Cork North	5.48%	0.48%	5.96%	0.17%	0.62%	0.55%	0.40%	0.00%	0.42%
CHO 4	5.48%	0.48%	5.96%	0.17%	0.62%	0.55%	0.40%	0.00%	0.42%
Carlow/ Kilkenny	7.52%	0.88%	8.40%	1.28%	0.65%	0.91%	0.64%	0.00%	2.15%
CHO 5	7.52%	0.88%	8.40%	1.28%	0.65%	0.91%	0.64%	0.00%	2.15%
Dublin South-East	5.10%	0.38%	5.48%	0.00%	0.64%	0.03%	0.51%	0.00%	0.81%
Wicklow	9.79%	1.83%	11.62%	0.00%	3.83%	2.72%	1.61%	0.00%	1.62%
CHO 6	5.77%	0.59%	6.36%	0.00%	1.09%	0.09%	0.65%	0.00%	1.06%
Dublin South City	5.86%	0.74%	6.60%	0.39%	0.72%	0.49%	0.92%	1.44%	0.82%
Dublin South East/ Wicklow	4.40%	0.52%	4.92%	0.00%	0.00%	0.94%	0.00%	0.00%	1.08%
CHO 7	5.79%	0.73%	6.52%	0.36%	0.71%	0.53%	0.88%	1.38%	0.83%
Laois /Offaly	5.97%	0.48%	6.45%	0.00%	0.82%	0.31%	0.31%	0.38%	0.85%
CHO 8	5.97%	0.48%	6.45%	0.00%	0.82%	0.31%	0.31%	0.38%	0.85%
Dublin North	6.27%	0.77%	7.04%	0.88%	1.12%	0.29%	0.71%	0.80%	1.13%
CHO 9	6.27%	0.77%	7.04%	0.88%	1.12%	0.29%	0.71%	0.80%	1.13%
Other Community Services	4.35%	0.37%	4.73%	0.00%	0.00%	0.94%	0.00%	0.00%	1.06%
Other Community Services	4.35%	0.37%	4.73%	0.00%	0.00%	0.94%	0.00%	0.00%	1.06%
Community Services	6.04%	0.60%	6.65%	0.33%	0.74%	0.51%	0.51%	0.62%	0.85%

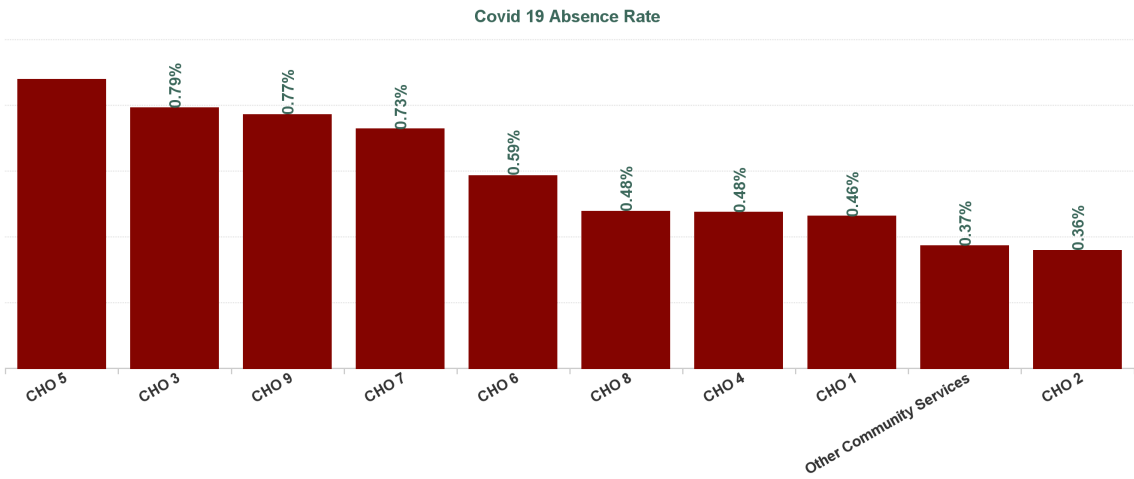


Health Service Absence Rate - by HG, CHO/Care Group & Staff Category: Jan 2024	Certified absence	Self-certified absence	Non Covid-19 absence	Covid-19 Absence	Total absence rate	Medical & Dental	Nursing & Midwifery	Health & Social Care Professionals	Management & Administrative	General Support	Patient & Client Care
Total	5.49%	0.55%	6.04%	0.60%	6.65%	4.21%	7.55%	5.27%	7.39%	6.35%	7.88%
Health Service Executive	5.77%	0.52%	6.29%	0.46%	6.75%	2.64%	7.02%	5.61%	7.55%	6.57%	9.42%
CHO 1	5.77%	0.52%	6.29%	0.46%	6.75%	2.64%	7.02%	5.61%	7.55%	6.57%	9.42%
Health Service Executive	5.15%	0.33%	5.48%	0.36%	5.84%	7.84%	4.35%	4.75%	9.31%	4.65%	4.19%
CHO 2	5.15%	0.33%	5.48%	0.36%	5.84%	7.84%	4.35%	4.75%	9.31%	4.65%	4.19%
Health Service Executive	5.95%	0.43%	6.39%	0.79%	7.18%	2.39%	10.16%	6.37%	7.16%	2.10%	5.35%
CHO 3	5.95%	0.43%	6.39%	0.79%	7.18%	2.39%	10.16%	6.37%	7.16%	2.10%	5.35%
Health Service Executive	4.99%	0.64%	5.62%	0.51%	6.13%	3.69%	7.29%	5.53%	6.45%	0.00%	5.45%
Section 38 Voluntary Agencies	2.93%	0.60%	3.53%	0.00%	3.53%	0.20%	0.00%	5.07%	1.93%	7.88%	5.78%
CHO 4	4.85%	0.63%	5.48%	0.48%	5.96%	3.16%	7.21%	5.53%	6.16%	5.89%	5.53%
Health Service Executive	6.87%	0.65%	7.52%	0.88%	8.40%	4.77%	11.49%	7.41%	7.20%	6.46%	6.84%
CHO 5	6.87%	0.65%	7.52%	0.88%	8.40%	4.77%	11.49%	7.41%	7.20%	6.46%	6.84%
Health Service Executive	4.61%	0.49%	5.10%	0.38%	5.48%	3.67%	5.02%	3.15%	7.75%	8.72%	8.70%
Section 38 Voluntary Agencies	8.99%	0.80%	9.79%	1.83%	11.62%	14.64%	17.25%	27.10%	12.38%	0.37%	6.35%
CHO 6	5.24%	0.53%	5.77%	0.59%	6.36%	5.33%	6.71%	3.66%	8.36%	4.32%	7.98%
Health Service Executive	4.82%	0.59%	5.42%	0.82%	6.24%	3.66%	6.44%	4.29%	6.52%	9.31%	10.52%
Section 38 Voluntary Agencies	5.97%	0.82%	6.79%	0.49%	7.28%	9.57%	7.84%	4.98%	6.23%	5.26%	8.81%
CHO 7	5.14%	0.66%	5.79%	0.73%	6.52%	4.46%	6.93%	4.38%	6.47%	6.71%	9.86%
Health Service Executive	5.51%	0.46%	5.97%	0.48%	6.45%	2.96%	7.35%	6.16%	6.77%	6.60%	7.11%
CHO 8	5.51%	0.46%	5.97%	0.48%	6.45%	2.96%	7.35%	6.16%	6.77%	6.60%	7.11%
Health Service Executive	5.64%	0.62%	6.27%	0.77%	7.04%	6.26%	7.41%	3.82%	9.13%	10.80%	9.97%
CHO 9	5.64%	0.62%	6.27%	0.77%	7.04%	6.26%	7.41%	3.82%	9.13%	10.80%	9.97%
Health Service Executive	3.64%	0.71%	4.35%	0.37%	4.73%	0.68%	15.84%	2.98%	3.90%	9.54%	8.13%
Other Community Services	3.64%	0.71%	4.35%	0.37%	4.73%	0.68%	15.84%	2.98%	3.90%	9.54%	8.13%
Community Services	5.49%	0.55%	6.04%	0.60%	6.65%	4.21%	7.55%	5.27%	7.39%	6.35%	7.88%



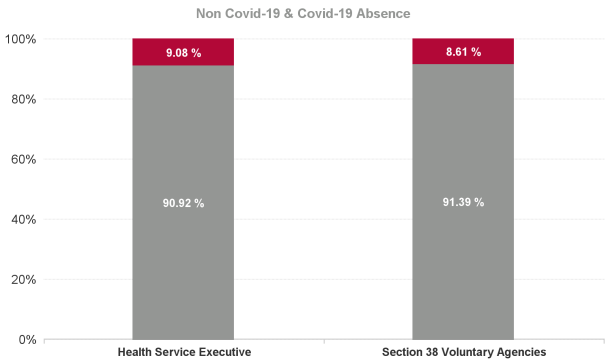
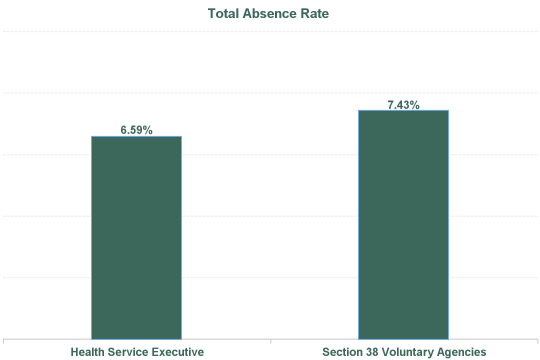
January 2024

Health Service Covid 19 Absence Rate - by Hospital & Staff Category: Jan 2024	Non Covid-19 absence	Covid-19 Absence	Total absence rate	Medical & Dental	Nursing & Midwifery	Health & Social Care Professionals	Management & Administrative	General Support	Patient & Client Care
Primary Care	6.04%	0.60%	6.65%	0.33%	0.74%	0.51%	0.51%	0.62%	0.85%
Health Service Executive	6.29%	0.46%	6.75%	0.14%	0.46%	0.67%	0.25%	0.63%	0.73%
CHO 1	6.29%	0.46%	6.75%	0.14%	0.46%	0.67%	0.25%	0.63%	0.73%
Health Service Executive	5.48%	0.36%	5.84%	0.00%	0.55%	0.23%	0.47%	0.00%	0.12%
CHO 2	5.48%	0.36%	5.84%	0.00%	0.55%	0.23%	0.47%	0.00%	0.12%
Health Service Executive	6.39%	0.79%	7.18%	0.00%	0.98%	1.10%	0.67%	0.00%	0.54%
CHO 3	6.39%	0.79%	7.18%	0.00%	0.98%	1.10%	0.67%	0.00%	0.54%
Health Service Executive	5.62%	0.51%	6.13%	0.21%	0.62%	0.55%	0.43%	0.00%	0.56%
Section 38 Voluntary Agencies	3.53%	0.00%	3.53%	0.00%	0.00%	0.00%	0.00%	0.00%	0.00%
CHO 4	5.48%	0.48%	5.96%	0.17%	0.62%	0.55%	0.40%	0.00%	0.42%
Health Service Executive	7.52%	0.88%	8.40%	1.28%	0.65%	0.91%	0.64%	0.00%	2.15%
CHO 5	7.52%	0.88%	8.40%	1.28%	0.65%	0.91%	0.64%	0.00%	2.15%
Health Service Executive	5.10%	0.38%	5.48%	0.00%	0.64%	0.03%	0.51%	0.00%	0.81%
Section 38 Voluntary Agencies	9.79%	1.83%	11.62%	0.00%	3.83%	2.72%	1.61%	0.00%	1.62%
CHO 6	5.77%	0.59%	6.36%	0.00%	1.09%	0.09%	0.65%	0.00%	1.06%
Health Service Executive	5.42%	0.82%	6.24%	0.35%	0.79%	0.53%	1.01%	2.92%	1.06%
Section 38 Voluntary Agencies	6.79%	0.49%	7.28%	0.43%	0.56%	0.50%	0.25%	0.52%	0.48%
CHO 7	5.79%	0.73%	6.52%	0.36%	0.71%	0.53%	0.88%	1.38%	0.83%
Health Service Executive	5.97%	0.48%	6.45%	0.00%	0.82%	0.31%	0.31%	0.38%	0.85%
CHO 8	5.97%	0.48%	6.45%	0.00%	0.82%	0.31%	0.31%	0.38%	0.85%
Health Service Executive	6.27%	0.77%	7.04%	0.88%	1.12%	0.29%	0.71%	0.80%	1.13%
CHO 9	6.27%	0.77%	7.04%	0.88%	1.12%	0.29%	0.71%	0.80%	1.13%
Health Service Executive	4.35%	0.37%	4.73%	0.00%	0.00%	0.94%	0.00%	0.00%	1.08%
Other Community Services	4.35%	0.37%	4.73%	0.00%	0.00%	0.94%	0.00%	0.00%	1.08%
Community Services	6.04%	0.60%	6.65%	0.33%	0.74%	0.51%	0.51%	0.62%	0.85%



January 2024

Health Service Absence Rate - by Admin : Jan 2024	Certified absence	Self-certified absence	Non Covid-19 absence	Covid-19 Absence	Total absence rate	Medical & Dental	Nursing & Midwifery	Health & Social Care Professionals	Management & Administrative	General Support	Patient & Client Care
Total	5.49%	0.55%	6.04%	0.60%	6.65%	4.21%	7.55%	5.27%	7.39%	6.35%	7.88%
Health Service Executive	5.46%	0.54%	6.00%	0.60%	6.59%	4.01%	7.45%	5.24%	7.42%	6.78%	7.90%
Section 38 Voluntary Agencies	6.01%	0.78%	6.79%	0.64%	7.43%	7.27%	8.97%	6.47%	6.68%	5.01%	7.77%



Health Service Absence Rate - by Staff Category: Jan 2024	Certified absence	Self- certified absence	Non Covid-19 absence	Covid-19 Absence	Total absence rate	% Non Covid-19 absence	% Covid-19 absence
CHO 1	5.77%	0.52%	6.29%	0.46%	6.75%	93.15%	6.85%
Medical & Dental	2.05%	0.45%	2.50%	0.14%	2.64%	94.53%	5.47%
Nursing & Midwifery	6.01%	0.55%	6.56%	0.46%	7.02%	93.44%	6.56%
Health & Social Care Professionals	4.38%	0.56%	4.94%	0.67%	5.61%	88.01%	11.99%
Management & Administrative	6.73%	0.56%	7.29%	0.25%	7.55%	96.64%	3.36%
General Support	5.78%	0.16%	5.94%	0.63%	6.57%	90.48%	9.52%
Patient & Client Care	8.26%	0.44%	8.69%	0.73%	9.42%	92.30%	7.70%

Health Service Absence Rate - by Staff Category: Jan 2024	Certified absence	Self- certified absence	Non Covid-19 absence	Covid-19 Absence	Total absence rate	% Non Covid-19 absence	% Covid-19 absence
CHO 2	5.15%	0.33%	5.48%	0.36%	5.84%	93.86%	6.14%
Medical & Dental	7.21%	0.63%	7.84%	0.00%	7.84%	100.00%	0.00%
Nursing & Midwifery	3.56%	0.24%	3.80%	0.55%	4.35%	87.31%	12.69%
Health & Social Care Professionals	4.23%	0.30%	4.52%	0.23%	4.75%	95.17%	4.83%
Management & Administrative	8.32%	0.51%	8.84%	0.47%	9.31%	94.91%	5.09%

General Support	4.60%	0.05%	4.65%	0.00%	4.65%	100.00%	0.00%
Patient & Client Care	3.80%	0.27%	4.07%	0.12%	4.19%	97.14%	2.86%

Health Service Absence Rate - by Staff Category: Jan 2024	Certified absence	Self- certified absence	Non Covid-19 absence	Covid-19 Absence	Total absence rate	% Non Covid-19 absence	% Covid-19 absence
CHO 3	5.95%	0.43%	6.39%	0.79%	7.18%	88.96%	11.04%
Medical & Dental	2.05%	0.33%	2.39%	0.00%	2.39%	100.00%	0.00%
Nursing & Midwifery	8.79%	0.39%	9.18%	0.98%	10.16%	90.35%	9.65%
Health & Social Care Professionals	4.75%	0.52%	5.27%	1.10%	6.37%	82.76%	17.24%
Management & Administrative	6.14%	0.35%	6.49%	0.67%	7.16%	90.67%	9.33%
General Support	1.15%	0.95%	2.10%	0.00%	2.10%	100.00%	0.00%
Patient & Client Care	4.33%	0.49%	4.81%	0.54%	5.35%	89.90%	10.10%

Health Service Absence Rate - by Staff Category: Jan 2024	Certified absence	Self- certified absence	Non Covid-19 absence	Covid-19 Absence	Total absence rate	% Non Covid-19 absence	% Covid-19 absence
CHO 4	4.85%	0.63%	5.48%	0.48%	5.96%	92.02%	7.98%
Medical & Dental	2.76%	0.23%	2.99%	0.17%	3.16%	94.49%	5.51%
Nursing & Midwifery	5.81%	0.78%	6.59%	0.62%	7.21%	91.46%	8.54%

Health & Social Care Professionals	4.48%	0.50%	4.98%	0.55%	5.53%	90.11%	9.89%
Management & Administrative	5.13%	0.63%	5.75%	0.40%	6.16%	93.47%	6.53%
General Support	5.09%	0.80%	5.89%	0.00%	5.89%	100.00%	0.00%
Patient & Client Care	4.16%	0.95%	5.11%	0.42%	5.53%	92.37%	7.63%

Health Service Absence Rate - by Staff Category: Jan 2024	Certified absence	Self- certified absence	Non Covid-19 absence	Covid-19 Absence	Total absence rate	% Non Covid-19 absence	% Covid-19 absence
CHO 5	6.87%	0.65%	7.52%	0.88%	8.40%	89.54%	10.46%
Medical & Dental	2.71%	0.77%	3.49%	1.28%	4.77%	73.17%	26.83%
Nursing & Midwifery	10.16%	0.68%	10.84%	0.65%	11.49%	94.36%	5.64%
Health & Social Care Professionals	5.95%	0.55%	6.50%	0.91%	7.41%	87.77%	12.23%
Management & Administrative	5.81%	0.75%	6.56%	0.64%	7.20%	91.07%	8.93%
General Support	6.46%	0.00%	6.46%	0.00%	6.46%	100.00%	0.00%
Patient & Client Care	4.06%	0.63%	4.69%	2.15%	6.84%	68.56%	31.44%

Health Service Absence Rate - by Staff Category: Jan 2024	Certified absence	Self- certified absence	Non Covid-19 absence	Covid-19 Absence	Total absence rate	% Non Covid-19 absence	% Covid-19 absence
CHO 6	5.24%	0.53%	5.77%	0.59%	6.36%	90.78%	9.22%

Medical & Dental	4.50%	0.83%	5.33%	0.00%	5.33%	100.00%	0.00%
Nursing & Midwifery	5.15%	0.47%	5.63%	1.09%	6.71%	83.84%	16.16%
Health & Social Care Professionals	3.21%	0.36%	3.57%	0.09%	3.66%	97.58%	2.42%
Management & Administrative	6.98%	0.72%	7.71%	0.65%	8.36%	92.20%	7.80%
General Support	4.12%	0.20%	4.32%	0.00%	4.32%	100.00%	0.00%
Patient & Client Care	6.56%	0.36%	6.92%	1.06%	7.98%	86.74%	13.26%

Health Service Absence Rate - by Staff Category: Jan 2024	Certified absence	Self- certified absence	Non Covid-19 absence	Covid-19 Absence	Total absence rate	% Non Covid-19 absence	% Covid-19 absence
CHO 7	5.14%	0.66%	5.79%	0.73%	6.52%	88.83%	11.17%
Medical & Dental	3.80%	0.29%	4.10%	0.36%	4.46%	91.92%	8.08%
Nursing & Midwifery	5.54%	0.67%	6.22%	0.71%	6.93%	89.74%	10.26%
Health & Social Care Professionals	3.23%	0.63%	3.86%	0.53%	4.38%	88.00%	12.00%
Management & Administrative	4.97%	0.63%	5.59%	0.88%	6.47%	86.46%	13.54%
General Support	4.63%	0.70%	5.33%	1.38%	6.71%	79.44%	20.56%
Patient & Client Care	8.15%	0.88%	9.03%	0.83%	9.86%	91.54%	8.46%

Health Service Absence Rate - by Staff Category: Jan 2024	Certified absence	Self- certified absence	Non Covid-19 absence	Covid-19 Absence	Total absence rate	% Non Covid-19 absence	% Covid-19 absence
CHO 8	5.51%	0.46%	5.97%	0.48%	6.45%	92.59%	7.41%
Medical & Dental	2.79%	0.17%	2.96%	0.00%	2.96%	100.00%	0.00%
Nursing & Midwifery	6.16%	0.37%	6.52%	0.82%	7.35%	88.81%	11.19%
Health & Social Care Professionals	5.37%	0.48%	5.85%	0.31%	6.16%	94.99%	5.01%
Management & Administrative	5.90%	0.56%	6.46%	0.31%	6.77%	95.43%	4.57%
General Support	5.85%	0.38%	6.23%	0.38%	6.60%	94.30%	5.70%
Patient & Client Care	5.51%	0.75%	6.26%	0.85%	7.11%	88.11%	11.89%

Health Service Absence Rate - by Staff Category: Jan 2024	Certified absence	Self- certified absence	Non Covid-19 absence	Covid-19 Absence	Total absence rate	% Non Covid-19 absence	% Covid-19 absence
CHO 9	5.64%	0.62%	6.27%	0.77%	7.04%	89.05%	10.95%
Medical & Dental	4.49%	0.88%	5.37%	0.88%	6.26%	85.87%	14.13%
Nursing & Midwifery	5.67%	0.62%	6.29%	1.12%	7.41%	84.89%	15.11%
Health & Social Care Professionals	3.10%	0.43%	3.53%	0.29%	3.82%	92.51%	7.49%
Management & Administrative	7.65%	0.77%	8.42%	0.71%	9.13%	92.26%	7.74%
General Support	9.63%	0.37%	10.00%	0.80%	10.80%	92.56%	7.44%
Patient & Client Care	8.18%	0.65%	8.84%	1.13%	9.97%	88.65%	11.35%

Health Service Absence Rate - by Staff Category: Jan 2024	Certified absence	Self- certified absence	Non Covid-19 absence	Covid-19 Absence	Total absence rate	% Non Covid-19 absence	% Covid-19 absence
Other Comm	3.64%	0.71%	4.35%	0.37%	4.73%	92.11%	7.89%
Medical & Dental	0.00%	0.68%	0.68%	0.00%	0.68%	100.00%	0.00%
Nursing & Midwifery	14.60%	1.23%	15.84%	0.00%	15.84%	100.00%	0.00%
Health & Social Care Professionals	1.79%	0.25%	2.03%	0.94%	2.98%	68.32%	31.68%
Management & Administrative	3.52%	0.38%	3.90%	0.00%	3.90%	100.00%	0.00%
General Support	7.12%	2.42%	9.54%	0.00%	9.54%	100.00%	0.00%
Patient & Client Care	4.95%	2.09%	7.05%	1.08%	8.13%	86.68%	13.32%

Health Service Absence Rate - by Staff Category: Jan 2024	Certified absence	Self- certified absence	Non Covid-19 absence	Covid-19 Absence	Total absence rate	% Non Covid-19 absence	% Covid-19 absence
Cork Dental Hospital	2.93%	0.60%	3.53%	0.00%	3.53%	100.00%	0.00%
Medical & Dental	0.00%	0.20%	0.20%	0.00%	0.20%	100.00%	0.00%
Nursing & Midwifery	0.00%	0.00%	0.00%	0.00%	0.00%		
Health & Social Care Professionals	5.07%	0.00%	5.07%	0.00%	5.07%	100.00%	0.00%
Management & Administrative	1.27%	0.67%	1.93%	0.00%	1.93%	100.00%	0.00%
General Support	6.80%	1.07%	7.88%	0.00%	7.88%	100.00%	0.00%
Patient & Client Care	5.00%	0.79%	5.78%	0.00%	5.78%	100.00%	0.00%

Health Service Absence Rate - by Staff Category: Jan 2024	Certified absence	Self- certified absence	Non Covid-19 absence	Covid-19 Absence	Total absence rate	% Non Covid-19 absence	% Covid-19 absence
Dublin Dental Hospital	7.88%	0.65%	8.53%	1.07%	9.61%	88.82%	11.18%
Medical & Dental	16.97%	0.40%	17.37%	0.00%	17.37%	100.00%	0.00%
Nursing & Midwifery	27.95%	0.00%	27.95%	6.21%	34.16%	81.82%	18.18%
Health & Social Care Professionals	0.00%	0.00%	0.00%	0.00%	0.00%		
Management & Administrative	9.79%	1.78%	11.57%	1.78%	13.35%	86.67%	13.33%
General Support	0.00%	0.37%	0.37%	0.00%	0.37%	100.00%	0.00%
Patient & Client Care	0.00%	0.00%	0.00%	0.00%	0.00%		

Health Service Absence Rate - by Staff Category: Jan 2024	Certified absence	Self- certified absence	Non Covid-19 absence	Covid-19 Absence	Total absence rate	% Non Covid-19 absence	% Covid-19 absence
Our Lady's Hospice & Care, Dublin	5.97%	0.82%	6.79%	0.49%	7.28%	93.27%	6.73%
Medical & Dental	8.70%	0.44%	9.14%	0.43%	9.57%	95.50%	4.50%
Nursing & Midwifery	6.27%	1.02%	7.28%	0.56%	7.84%	92.89%	7.11%
Health & Social Care Professionals	3.91%	0.56%	4.47%	0.50%	4.98%	89.87%	10.13%
Management & Administrative	5.56%	0.42%	5.98%	0.25%	6.23%	95.98%	4.02%
General Support	4.10%	0.64%	4.74%	0.52%	5.26%	90.09%	9.91%
Patient & Client Care	7.31%	1.02%	8.33%	0.48%	8.81%	94.55%	5.45%

Health Service Absence Rate - by Staff Category: Jan 2024	Certified absence	Self- certified absence	Non Covid-19 absence	Covid-19 Absence	Total absence rate	% Non Covid-19 absence	% Covid-19 absence
Our Lady's Hospice & Care, Wicklow	11.41%	1.14%	12.55%	3.47%	16.02%	78.32%	21.68%
Medical & Dental	5.41%	0.00%	5.41%	0.00%	5.41%	100.00%	0.00%
Nursing & Midwifery	7.85%	0.96%	8.81%	3.08%	11.89%	74.09%	25.91%
Health & Social Care Professionals	44.67%	0.00%	44.67%	4.98%	49.64%	89.98%	10.02%
Management & Administrative	0.00%	3.33%	3.33%	0.00%	3.33%	100.00%	0.00%
General Support							
Patient & Client Care	20.08%	1.87%	21.95%	7.54%	29.49%	74.42%	25.58%

Year / Month	Certified absence	Self-certified absence	Non Covid-19 absence	Covid-19 Absence	Total absence rate	Medical & Dental	Nursing & Midwifery	Health & Social Care Professionals	Management & Administrative	General Support	Patient & Client Care
Jan 2024	5.49%	0.55%	6.04%	0.60%	6.65%	4.21%	7.55%	5.27%	7.39%	6.35%	7.88%
2024	5.49%	0.55%	6.04%	0.60%	6.65%	4.21%	7.55%	5.27%	7.39%	6.35%	7.88%
Dec 2023	5.46%	0.52%	5.98%	0.62%	6.60%	4.22%	7.31%	5.76%	7.09%	6.16%	7.66%
Nov 2023	4.60%	0.48%	5.08%	0.37%	5.45%	3.60%	6.17%	4.51%	5.54%	6.25%	6.90%
Oct 2023	4.51%	0.43%	4.94%	0.50%	5.44%	3.93%	5.96%	5.00%	5.24%	6.53%	6.49%
Sep 2023	4.46%	0.36%	4.82%	0.70%	5.51%	3.54%	6.03%	5.06%	5.65%	5.92%	6.53%
Aug 2023	4.55%	0.33%	4.88%	0.68%	5.56%	3.48%	6.54%	5.05%	5.37%	7.21%	5.90%
Jul 2023	4.35%	0.29%	4.64%	0.35%	4.99%	3.74%	5.63%	4.14%	4.98%	5.21%	6.34%
Jun 2023	4.35%	0.29%	4.64%	0.22%	4.86%	3.04%	5.93%	3.97%	4.69%	5.68%	5.74%
May 2023	4.26%	0.33%	4.59%	0.35%	4.94%	2.57%	5.96%	4.16%	4.76%	5.84%	6.17%
Apr 2023	4.35%	0.29%	4.64%	0.36%	5.00%	3.64%	5.56%	4.35%	4.87%	5.27%	6.40%
Mar 2023	4.22%	0.35%	4.57%	0.46%	5.02%	3.62%	5.62%	4.25%	4.97%	5.98%	6.33%
Feb 2023	4.41%	0.36%	4.77%	0.43%	5.21%	3.08%	5.91%	3.98%	5.09%	6.13%	7.83%
Jan 2023	4.95%	0.43%	5.37%	0.80%	6.18%	3.29%	7.00%	5.05%	5.94%	8.39%	8.48%
2023	4.53%	0.37%	4.90%	0.49%	5.39%	3.48%	6.13%	4.60%	5.34%	6.23%	6.72%
Dec 2022	5.04%	0.50%	5.54%	1.11%	6.65%	4.22%	7.17%	5.60%	6.82%	8.12%	8.42%
Nov 2022	4.37%	0.43%	4.80%	0.67%	5.47%	3.66%	6.15%	4.60%	5.26%	6.69%	7.10%
Oct 2022	4.49%	0.45%	4.94%	0.73%	5.67%	3.72%	6.40%	4.86%	5.50%	7.65%	6.70%
Sep 2022	4.16%	0.33%	4.50%	0.61%	5.11%	3.40%	6.12%	4.64%	4.29%	6.68%	6.16%
Aug 2022	4.61%	0.29%	4.89%	0.72%	5.62%	3.79%	6.64%	4.64%	5.27%	7.17%	6.73%
Jul 2022	4.52%	0.30%	4.82%	1.96%	6.78%	4.09%	7.66%	5.87%	6.33%	8.34%	8.69%
Jun 2022	3.86%	0.35%	4.21%	1.86%	6.07%	4.05%	6.89%	5.58%	5.54%	8.65%	6.57%
May 2022	3.85%	0.32%	4.17%	0.92%	5.08%	2.76%	6.22%	4.22%	4.31%	6.10%	6.65%
Apr 2022	4.18%	0.34%	4.52%	2.02%	6.54%	3.67%	7.85%	5.91%	5.65%	7.87%	7.73%
Mar 2022	4.42%	0.41%	4.84%	4.36%	9.20%	5.09%	11.29%	8.45%	8.36%	9.11%	10.39%
Feb 2022	3.86%	0.37%	4.23%	2.59%	6.81%	3.99%	8.68%	6.06%	5.45%	6.34%	8.65%
Jan 2022	3.75%	0.29%	4.04%	4.31%	8.35%	5.42%	9.83%	7.24%	7.32%	9.21%	10.35%
2022	4.24%	0.36%	4.61%	1.85%	6.46%	3.98%	7.56%	5.63%	5.85%	7.66%	7.95%
Dec 2021	4.39%	0.29%	4.68%	2.12%	6.80%	4.18%	8.29%	5.83%	5.92%	5.86%	8.69%
Nov 2021	4.61%	0.42%	5.03%	1.71%	6.74%	4.79%	8.00%	5.80%	5.92%	6.36%	8.57%
Oct 2021	4.41%	0.38%	4.79%	0.97%	5.76%	4.10%	6.61%	5.32%	4.89%	5.70%	7.30%
Sep 2021	4.13%	0.30%	4.43%	0.72%	5.15%	3.99%	6.21%	4.57%	4.21%	4.72%	6.53%
Aug 2021	3.88%	0.22%	4.10%	0.61%	4.70%	3.64%	5.81%	3.95%	3.77%	3.85%	6.34%
Jul 2021	3.67%	0.20%	3.87%	0.40%	4.28%	2.76%	4.78%	3.70%	3.84%	3.96%	5.85%
Jun 2021	3.49%	0.23%	3.72%	0.37%	4.09%	2.77%	5.08%	3.35%	3.68%	4.27%	4.80%
May 2021	3.22%	0.18%	3.40%	0.36%	3.77%	2.87%	4.52%	2.88%	3.26%	3.97%	4.96%
Apr 2021	3.02%	0.18%	3.20%	0.42%	3.62%	2.84%	4.23%	2.77%	3.32%	3.58%	4.72%
Mar 2021	2.99%	0.21%	3.20%	0.51%	3.71%	3.29%	4.31%	3.15%	3.25%	3.69%	4.44%
Feb 2021	3.36%	0.27%	3.63%	1.08%	4.71%	3.26%	5.81%	3.83%	4.05%	5.13%	5.92%
Jan 2021	3.78%	0.14%	3.92%	2.90%	6.81%	3.43%	8.52%	5.30%	6.05%	8.86%	8.48%
2021	3.76%	0.25%	4.02%	1.02%	5.04%	3.51%	6.04%	4.23%	4.37%	5.00%	6.41%

Year / Month	Certified absence	Self-certified absence	Non Covid-19 absence	Covid-19 Absence	Total absence rate	CHO 1	CHO 2	CHO 3	CHO 4	CHO 5	CHO 6	CHO 7	CHO 8	CHO 9	Other Comm	Primary Care
Jan 2024	5.49%	0.55%	6.04%	0.60%	6.65%	6.75%	5.84%	7.18%	5.96%	8.40%	6.36%	6.52%	6.45%	7.04%	4.73%	6.65%
2024	5.49%	0.55%	6.04%	0.60%	6.65%	6.75%	5.84%	7.18%	5.96%	8.40%	6.36%	6.52%	6.45%	7.04%	4.73%	6.65%
Dec 2023	5.46%	0.52%	5.98%	0.62%	6.60%	6.86%	5.24%	7.09%	5.59%	8.39%	6.25%	6.86%	6.29%	7.35%	5.44%	6.60%
Nov 2023	4.60%	0.48%	5.08%	0.37%	5.45%	5.44%	4.06%	6.34%	5.26%	6.34%	5.23%	5.86%	5.36%	5.66%	2.51%	5.45%
Oct 2023	4.51%	0.43%	4.94%	0.50%	5.44%	5.46%	3.18%	6.60%	5.52%	6.50%	5.57%	6.00%	4.95%	5.72%	3.58%	5.44%
Sep 2023	4.46%	0.36%	4.82%	0.70%	5.51%	5.19%	4.00%	7.79%	5.26%	6.07%	5.43%	5.87%	5.48%	5.53%	4.56%	5.51%
Aug 2023	4.55%	0.33%	4.88%	0.68%	5.56%	6.25%	3.04%	7.81%	5.06%	6.48%	4.72%	6.35%	5.89%	5.70%	2.39%	5.56%
Jul 2023	4.35%	0.29%	4.64%	0.35%	4.99%	5.22%	3.01%	5.65%	4.10%	5.94%	4.73%	5.56%	5.74%	5.41%	3.57%	4.99%
Jun 2023	4.35%	0.29%	4.64%	0.22%	4.86%	4.54%	2.91%	4.79%	4.20%	5.95%	3.97%	5.67%	5.79%	5.81%	3.16%	4.86%
May 2023	4.26%	0.33%	4.59%	0.35%	4.94%	4.61%	2.56%	5.05%	4.31%	5.91%	3.86%	6.06%	6.07%	5.59%	4.38%	4.94%
Apr 2023	4.35%	0.29%	4.64%	0.36%	5.00%	5.21%	3.00%	5.65%	4.06%	5.93%	4.07%	5.94%	5.72%	5.48%	0.26%	5.00%
Mar 2023	4.22%	0.35%	4.57%	0.46%	5.02%	4.58%	2.67%	5.32%	3.22%	5.94%	4.72%	6.26%	6.17%	6.80%	4.88%	5.02%
Feb 2023	4.41%	0.36%	4.77%	0.43%	5.21%	4.77%	3.19%	5.80%	3.34%	5.01%	5.70%	6.07%	6.40%	6.39%	4.48%	5.21%
Jan 2023	4.95%	0.43%	5.37%	0.80%	6.18%	6.51%	3.76%	6.69%	4.67%	6.38%	6.62%	6.89%	6.62%	7.02%	5.52%	6.18%
2023	4.53%	0.37%	4.90%	0.49%	5.39%	5.38%	3.36%	6.23%	4.58%	6.23%	5.07%	6.11%	5.87%	6.03%	3.94%	5.39%
Dec 2022	5.04%	0.50%	5.54%	1.11%	6.65%	7.26%	3.22%	7.11%	3.56%	7.77%	7.79%	8.06%	7.31%	8.12%	6.15%	6.65%
Nov 2022	4.37%	0.43%	4.80%	0.67%	5.47%	5.92%	1.92%	7.24%	4.17%	5.86%	5.91%	6.22%	6.27%	6.17%	5.66%	5.47%
Oct 2022	4.49%	0.45%	4.94%	0.73%	5.67%	5.71%	3.21%	7.64%	3.85%	6.09%	6.14%	6.43%	6.14%	6.47%	3.78%	5.67%
Sep 2022	4.16%	0.33%	4.50%	0.61%	5.11%	5.75%	2.26%	6.08%	3.37%	5.95%	5.34%	5.70%	5.75%	5.98%	3.22%	5.11%
Aug 2022	4.61%	0.29%	4.89%	0.72%	5.62%	6.08%	2.67%	7.34%	3.16%	6.96%	6.41%	6.54%	6.02%	6.08%	2.56%	5.62%
Jul 2022	4.52%	0.30%	4.82%	1.96%	6.78%	6.37%	4.31%	8.66%	5.32%	8.24%	7.74%	7.70%	6.55%	7.18%	4.17%	6.78%
Jun 2022	3.86%	0.35%	4.21%	1.86%	6.07%	5.69%	3.73%	7.67%	3.24%	7.76%	6.58%	7.20%	6.47%	6.79%	7.11%	6.07%
May 2022	3.85%	0.32%	4.17%	0.92%	5.08%	4.35%	3.20%	5.89%	3.88%	6.03%	5.96%	6.03%	5.50%	5.10%	3.96%	5.08%
Apr 2022	4.18%	0.34%	4.52%	2.02%	6.54%	5.93%	4.19%	7.91%	6.42%	7.89%	6.76%	7.57%	6.96%	5.56%	5.97%	6.54%
Mar 2022	4.42%	0.41%	4.84%	4.36%	9.20%	9.25%	6.45%	9.70%	7.59%	11.30%	9.10%	10.37%	9.80%	9.16%	4.62%	9.20%
Feb 2022	3.86%	0.37%	4.23%	2.59%	6.81%	7.25%	4.05%	7.28%	5.59%	7.59%	6.16%	8.68%	7.04%	7.15%	3.60%	6.81%
Jan 2022	3.75%	0.29%	4.04%	4.31%	8.35%	8.30%	6.42%	11.39%	6.54%	9.81%	6.62%	8.81%	8.66%	8.63%	5.55%	8.35%
2022	4.24%	0.36%	4.61%	1.85%	6.46%	6.46%	3.77%	7.85%	4.71%	7.62%	6.70%	7.48%	6.91%	6.89%	4.69%	6.46%
Dec 2021	4.39%	0.29%	4.68%	2.12%	6.80%	7.04%	3.88%	8.51%	3.62%	9.36%	6.33%	8.17%	7.63%	7.25%	3.40%	6.80%
Nov 2021	4.61%	0.42%	5.03%	1.71%	6.74%	7.38%	3.50%	7.74%	4.39%	8.07%	6.30%	8.58%	7.35%	7.23%	3.16%	6.74%
Oct 2021	4.41%	0.38%	4.79%	0.97%	5.76%	7.62%	3.00%	6.46%	3.58%	5.79%	5.25%	6.97%	7.03%	5.82%	3.46%	5.76%
Sep 2021	4.13%	0.30%	4.43%	0.72%	5.15%	6.56%	2.68%	6.45%	3.07%	5.50%	5.30%	6.32%	6.20%	5.07%	2.47%	5.15%
Aug 2021	3.88%	0.22%	4.10%	0.61%	4.70%	5.72%	2.45%	5.60%	2.46%	5.38%	4.59%	5.62%	5.15%	5.64%	1.29%	4.70%
Jul 2021	3.67%	0.20%	3.87%	0.40%	4.28%	4.67%	2.12%	5.12%	2.44%	4.82%	3.85%	5.41%	5.21%	5.39%	2.19%	4.28%
Jun 2021	3.49%	0.23%	3.72%	0.37%	4.09%	5.13%	2.18%	4.81%	2.73%	5.46%	3.62%	4.58%	4.27%	4.22%	2.22%	4.09%
May 2021	3.22%	0.18%	3.40%	0.36%	3.77%	4.27%	1.83%	4.51%	2.30%	4.93%	3.19%	4.65%	4.04%	3.38%	2.43%	3.77%
Apr 2021	3.02%	0.18%	3.20%	0.42%	3.62%	4.37%	2.11%	3.79%	1.69%	4.65%	3.15%	4.45%	4.35%	3.58%	1.94%	3.62%
Mar 2021	2.99%	0.21%	3.20%	0.51%	3.71%	4.33%	2.32%	3.13%	2.34%	5.02%	2.94%	4.49%	4.05%	4.04%	2.69%	3.71%
Feb 2021	3.36%	0.27%	3.63%	1.08%	4.71%	4.83%	3.26%	4.07%	3.54%	5.67%	3.91%	5.90%	5.58%	4.73%	2.97%	4.71%
Jan 2021	3.78%	0.14%	3.92%	2.90%	6.81%	7.92%	5.13%	6.18%	3.61%	7.56%	6.26%	7.95%	8.41%	6.82%	6.73%	6.81%
2021	3.76%	0.25%	4.02%	1.02%	5.04%	5.84%	2.85%	5.57%	3.01%	6.06%	4.57%	6.11%	5.78%	5.28%	2.88%	5.04%

