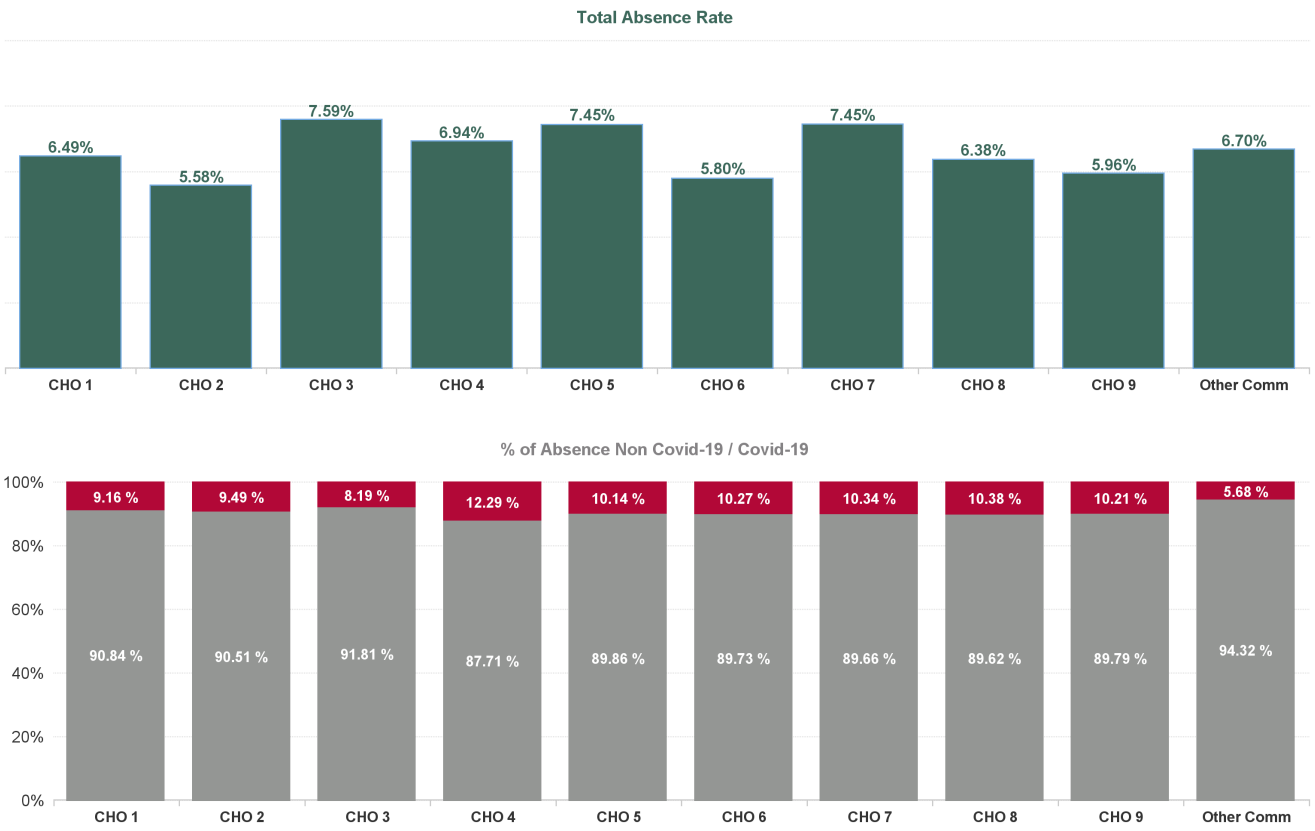


June 2024

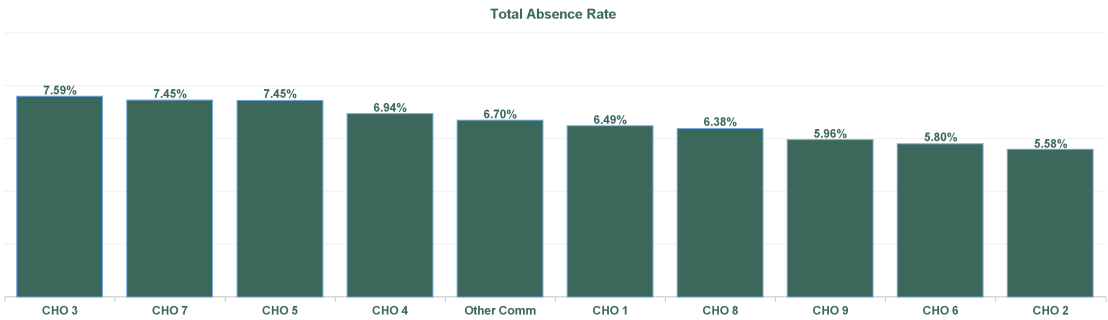
Health Service Absence Rate - by Staff Category: Jun 2024	Certified absence	Self-certified absence	Non Covid-19 absence	Covid-19 Absence	Total absence rate	% Non Covid-19 absence	% Covid-19 absence
PC	5.57%	0.40%	5.97%	0.67%	6.65%	89.86%	10.14%
Medical & Dental	2.81%	0.28%	3.09%	0.52%	3.62%	85.53%	14.47%
Nursing & Midwifery	6.37%	0.39%	6.77%	0.75%	7.51%	90.08%	9.92%
Health & Social Care Professionals	4.48%	0.41%	4.88%	0.71%	5.59%	87.30%	12.70%
Management & Administrative	5.67%	0.42%	6.10%	0.51%	6.61%	92.24%	7.76%
General Support	7.47%	0.25%	7.72%	0.84%	8.57%	90.14%	9.86%
Patient & Client Care	6.97%	0.54%	7.51%	0.80%	8.30%	90.43%	9.57%

Health Service Absence Rate - by Hospital Group: Jun 2024	Certified absence	Self-certified absence	Non Covid-19 absence	Covid-19 Absence	Total absence rate	% Non Covid-19 absence	% Covid-19 absence
PC	5.57%	0.40%	5.97%	0.67%	6.65%	89.86%	10.14%
CHO 1	5.53%	0.37%	5.89%	0.59%	6.49%	90.84%	9.16%
CHO 2	4.79%	0.27%	5.05%	0.53%	5.58%	90.51%	9.49%
CHO 3	6.71%	0.26%	6.97%	0.62%	7.59%	91.81%	8.19%
CHO 4	5.60%	0.49%	6.09%	0.85%	6.94%	87.71%	12.29%
CHO 5	6.26%	0.43%	6.69%	0.75%	7.45%	89.86%	10.14%
CHO 6	4.67%	0.54%	5.21%	0.60%	5.80%	89.73%	10.27%
CHO 7	6.23%	0.45%	6.68%	0.77%	7.45%	89.66%	10.34%
CHO 8	5.32%	0.40%	5.72%	0.66%	6.38%	89.62%	10.38%
CHO 9	4.92%	0.43%	5.35%	0.61%	5.96%	89.79%	10.21%
Other Community Services	5.95%	0.36%	6.32%	0.38%	6.70%	94.32%	5.68%



June 2024

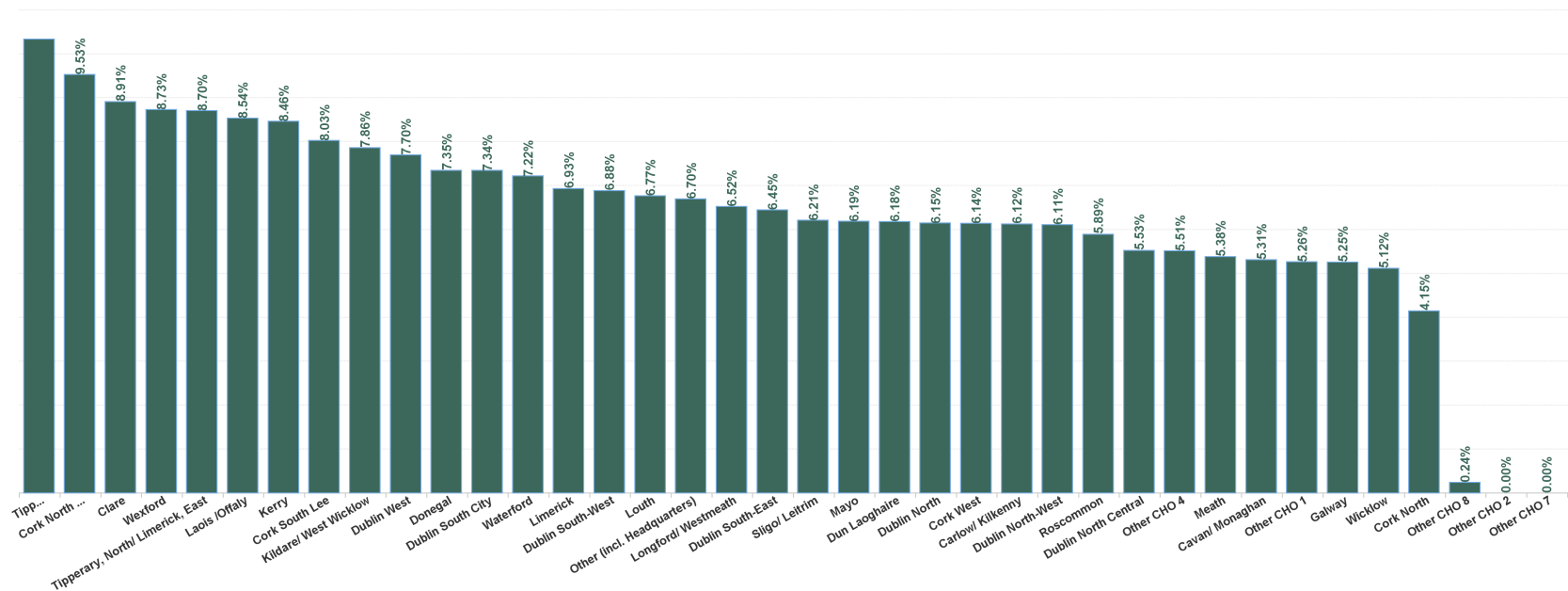
Health Service Absence Rate - by HG, CHO/Care Group & Staff Category : Jun 2024	Certified absence	Self-certified absence	Non Covid-19 absence	Covid-19 Absence	Total absence rate	Medical & Dental	Nursing & Midwifery	Health & Social Care Professionals	Management & Administrative	General Support	Patient & Client Care
PC	5.57%	0.40%	5.97%	0.67%	6.65%	3.62%	7.51%	5.59%	6.61%	8.57%	8.30%
CHO 1	5.53%	0.37%	5.89%	0.59%	6.49%	1.83%	6.94%	5.96%	6.79%	6.41%	8.76%
CHO 2	4.79%	0.27%	5.05%	0.53%	5.58%	2.67%	5.14%	6.06%	7.55%	2.17%	5.56%
CHO 3	6.71%	0.26%	6.97%	0.62%	7.59%	2.86%	8.96%	6.08%	6.39%	7.18%	12.46%
CHO 4	5.60%	0.49%	6.09%	0.85%	6.94%	3.07%	7.89%	7.62%	4.56%	22.12%	7.97%
CHO 5	6.26%	0.43%	6.69%	0.75%	7.45%	5.00%	9.32%	5.70%	7.85%	7.10%	7.10%
CHO 6	4.67%	0.54%	5.21%	0.60%	5.80%	3.09%	7.69%	4.22%	7.12%	6.90%	4.80%
CHO 7	6.23%	0.45%	6.68%	0.77%	7.45%	3.06%	7.37%	4.71%	8.06%	10.95%	11.03%
CHO 8	5.32%	0.40%	5.72%	0.66%	6.38%	3.79%	7.67%	5.61%	5.82%	11.75%	7.78%
CHO 9	4.92%	0.43%	5.35%	0.61%	5.96%	6.06%	6.65%	3.74%	7.59%	5.78%	6.10%
Other Community Services	5.95%	0.36%	6.32%	0.38%	6.70%	9.97%	31.03%	5.72%	2.62%	1.70%	6.40%



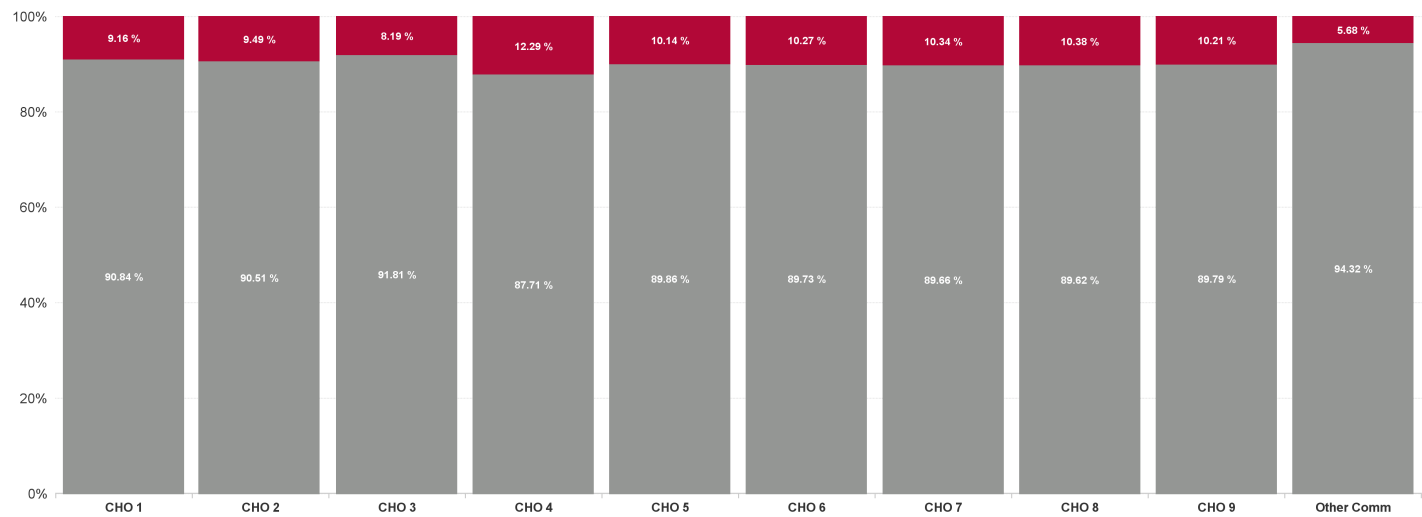
June 2024

Health Service Absence Rate - by HG, CHO/Care Group & Staff Category: Jun 2024	Certified absence	Self- certified absence	Non Covid-19 absence	Covid-19 Absence	Total absence rate	Medical & Dental	Nursing & Midwifery	Health & Social Care Professionals	Management & Administrative	General Support	Patient & Client Care
Total	5.57%	0.40%	5.97%	0.67%	6.65%	3.62%	7.51%	5.59%	6.61%	8.57%	8.30%
Cavan/ Monaghan	4.57%	0.19%	4.76%	0.56%	5.31%	1.56%	6.74%	6.34%	3.40%	0.00%	9.89%
Donegal	6.20%	0.58%	6.78%	0.56%	7.35%	3.82%	6.18%	6.92%	8.69%	13.21%	6.43%
Other CHO 1	0.00%	5.26%	5.26%	0.00%	5.26%				5.26%		
Sligo/ Leitrim	5.36%	0.17%	5.53%	0.68%	6.21%	0.00%	8.41%	3.94%	7.14%	1.05%	12.30%
CHO 1	5.53%	0.37%	5.89%	0.59%	6.49%	1.83%	6.94%	5.96%	6.79%	6.41%	8.76%
Galway	4.50%	0.25%	4.75%	0.50%	5.25%	2.22%	4.13%	6.37%	8.08%	0.71%	5.55%
Mayo	5.37%	0.25%	5.62%	0.57%	6.19%	3.59%	7.61%	6.53%	5.82%	6.77%	4.03%
Other CHO 2	0.00%	0.00%	0.00%	0.00%	0.00%				0.00%		
Roscommon	4.92%	0.38%	5.30%	0.59%	5.89%	2.62%	5.28%	2.88%	9.14%	0.00%	11.28%
CHO 2	4.79%	0.27%	5.05%	0.53%	5.58%	2.67%	5.14%	6.06%	7.55%	2.17%	5.56%
Clare	7.56%	0.29%	7.86%	1.05%	8.91%	4.13%	9.57%	5.30%	12.00%	0.00%	12.43%
Limerick	6.08%	0.20%	6.28%	0.65%	6.93%	2.69%	8.22%	5.81%	4.64%	8.77%	11.32%
Tipperary, North/ Limerick, East	8.13%	0.44%	8.57%	0.14%	8.70%	2.49%	10.68%	7.69%	5.51%	0.00%	15.82%
CHO 3	6.71%	0.26%	6.97%	0.62%	7.59%	2.86%	8.96%	6.08%	6.39%	7.18%	12.46%
Cork North	3.73%	0.31%	4.04%	0.11%	4.15%	0.60%	6.67%	1.00%	2.56%	20.97%	6.02%
Cork North Lee	8.44%	0.33%	8.77%	0.76%	9.53%	7.94%	10.18%	14.98%	3.47%		2.36%
Cork South Lee	5.82%	0.66%	6.48%	1.55%	8.03%	4.87%	7.50%	6.93%	4.88%	24.84%	11.23%
Cork West	5.31%	0.41%	5.72%	0.42%	6.14%	3.12%	4.95%	8.44%	6.97%	0.00%	0.96%
Kerry	7.13%	0.56%	7.69%	0.77%	8.46%	10.09%	8.85%	7.19%	6.79%	4.60%	10.61%
Other CHO 4	4.41%	0.45%	4.86%	0.66%	5.51%	0.00%	1.01%	7.11%	3.71%	0.00%	1.38%
CHO 4	5.60%	0.49%	6.09%	0.85%	6.94%	3.07%	7.89%	7.62%	4.56%	22.12%	7.97%
Carlow/ Kilkenny	4.95%	0.39%	5.34%	0.78%	6.12%	2.70%	7.88%	5.38%	6.90%	0.00%	5.80%
Tipperary, South	8.41%	0.43%	8.85%	1.48%	10.33%	11.52%	10.10%	6.04%	9.83%	23.38%	19.55%
Waterford	6.47%	0.43%	6.90%	0.32%	7.22%	1.05%	10.35%	5.56%	8.13%	0.00%	5.31%
Wexford	7.46%	0.50%	7.95%	0.77%	8.73%	14.92%	9.68%	7.46%	7.86%	7.17%	5.26%
CHO 5	6.26%	0.43%	6.69%	0.75%	7.45%	5.00%	9.32%	5.70%	7.85%	7.10%	7.10%
Dublin South-East	5.24%	0.54%	5.78%	0.67%	6.45%	3.25%	5.40%	5.24%	8.95%	5.03%	15.54%
Dun Laoghaire	4.86%	0.42%	5.28%	0.89%	6.18%	4.17%	9.31%	3.38%	9.39%	0.51%	1.54%
Wicklow	4.12%	0.58%	4.70%	0.42%	5.12%	2.61%	8.20%	3.59%	4.10%	8.18%	3.93%
CHO 6	4.67%	0.54%	5.21%	0.60%	5.80%	3.09%	7.69%	4.22%	7.12%	6.90%	4.80%
Dublin South City	6.21%	0.40%	6.61%	0.73%	7.34%	5.27%	7.25%	2.51%	7.15%	9.20%	10.06%
Dublin South-West	5.70%	0.61%	6.32%	0.57%	6.88%	5.57%	7.31%	3.56%	11.57%	30.00%	1.72%
Dublin West	6.43%	0.45%	6.89%	0.81%	7.70%	1.90%	8.29%	5.09%	6.80%	15.19%	15.30%
Kildare/ West Wicklow	6.47%	0.47%	6.94%	0.93%	7.86%	3.90%	7.22%	7.21%	8.33%	15.98%	11.18%
Other CHO 7	0.00%	0.00%	0.00%	0.00%	0.00%	0.00%	0.00%	0.00%	0.00%		
CHO 7	6.23%	0.45%	6.68%	0.77%	7.45%	3.06%	7.37%	4.71%	8.06%	10.95%	11.03%
Laois /Offaly	7.35%	0.48%	7.83%	0.70%	8.54%	17.74%	7.40%	9.09%	8.11%	15.35%	5.67%
Longford/ Westmeath	5.54%	0.35%	5.89%	0.63%	6.52%	4.89%	6.49%	5.73%	7.08%	0.00%	9.70%
Louth	5.58%	0.50%	6.08%	0.68%	6.77%	9.13%	8.05%	5.66%	6.44%	2.58%	8.35%
Meath	4.27%	0.35%	4.62%	0.76%	5.38%	0.16%	9.31%	1.85%	6.01%	19.94%	7.04%
Other CHO 8	0.16%	0.08%	0.24%	0.00%	0.24%	0.00%	0.00%		0.26%	0.00%	
CHO 8	5.32%	0.40%	5.72%	0.66%	6.38%	3.79%	7.67%	5.61%	5.82%	11.75%	7.78%
Dublin North	5.19%	0.41%	5.60%	0.55%	6.15%	4.29%	6.68%	4.20%	8.77%	3.53%	6.18%
Dublin North Central	4.26%	0.44%	4.70%	0.83%	5.53%	3.20%	5.83%	4.21%	5.27%	21.74%	7.08%
Dublin North-West	5.19%	0.45%	5.64%	0.47%	6.11%	18.05%	7.59%	2.72%	8.42%	0.98%	5.00%
CHO 9	4.92%	0.43%	5.35%	0.61%	5.96%	6.06%	6.65%	3.74%	7.59%	5.78%	6.10%
Other (incl. Headquarters)	5.95%	0.36%	6.32%	0.38%	6.70%	9.97%	31.03%	5.72%	2.62%	1.70%	6.40%
Other Community Services	5.95%	0.36%	6.32%	0.38%	6.70%	9.97%	31.03%	5.72%	2.62%	1.70%	6.40%
Community Services	5.57%	0.40%	5.97%	0.67%	6.65%	3.62%	7.51%	5.59%	6.61%	8.57%	8.30%

Total Absence Rate



% of Absence Non Covid-19 / Covid-19

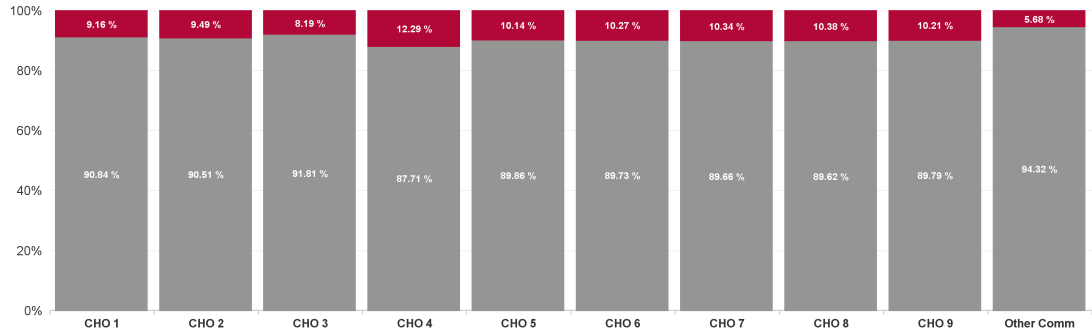


June 2024

Health Service Covid 19 Absence Rate - by Hospital & Staff Category: Jun 2024	Non Covid-19 absence	Covid-19 absence	Total absence rate	Medical & Dental	Nursing & Midwifery	Health & Social Care Professionals	Management & Administrative	General Support	Patient & Client Care
PC	5.97%	0.67%	6.65%	0.52%	0.75%	0.71%	0.51%	0.84%	0.80%
Cavan/ Monaghan	4.76%	0.56%	5.31%	0.00%	0.58%	0.69%	0.56%	0.00%	0.71%
Donegal	6.78%	0.56%	7.35%	0.00%	0.36%	1.09%	0.51%	0.25%	0.71%
Other CHO 1	5.26%	0.00%	5.26%				0.00%		
Sligo/ Leitrim	5.53%	0.68%	6.21%	0.00%	1.24%	0.54%	0.73%	0.00%	0.26%
CHO 1	5.89%	0.59%	6.49%	0.00%	0.66%	0.82%	0.59%	0.12%	0.59%
Galway	4.75%	0.50%	5.25%	0.45%	0.51%	0.58%	0.42%	0.71%	0.38%
Mayo	5.62%	0.57%	6.19%	0.00%	0.93%	0.84%	0.30%	0.29%	0.00%
Other CHO 2	0.00%	0.00%	0.00%				0.00%		
Roscommon	5.30%	0.59%	5.89%	0.00%	0.26%	0.76%	1.09%	0.00%	0.00%
CHO 2	5.05%	0.53%	5.58%	0.28%	0.59%	0.68%	0.48%	0.55%	0.24%
Clare	7.86%	1.05%	8.91%	0.00%	1.25%	1.26%	1.20%	0.00%	0.00%
Limerick	6.28%	0.65%	6.93%	0.00%	0.65%	0.94%	0.58%	0.00%	1.06%
Tipperary, North/ Limerick, East	8.57%	0.14%	8.70%	0.00%	0.00%	0.25%	0.38%	0.00%	0.00%
CHO 3	6.97%	0.62%	7.59%	0.00%	0.63%	0.86%	0.68%	0.00%	0.71%
Cork North	4.04%	0.11%	4.15%	0.00%	0.27%	0.00%	0.25%	0.00%	0.00%
Cork North Lee	8.77%	0.76%	9.53%	0.00%	0.59%	0.57%	2.30%		0.00%
Cork South Lee	6.48%	1.55%	8.03%	0.43%	1.87%	1.00%	0.52%	7.79%	0.98%
Cork West	5.72%	0.42%	6.14%	0.00%	1.17%	0.24%	0.00%	0.00%	0.00%
Kerry	7.69%	0.77%	8.46%	1.13%	0.51%	0.59%	1.00%	0.00%	1.71%
Other CHO 4	4.86%	0.66%	5.51%	0.00%	0.00%	0.84%	0.47%	0.00%	0.00%
CHO 4	6.09%	0.85%	6.94%	0.21%	1.05%	0.77%	0.58%	4.91%	0.64%
Carlow/ Kilkenny	5.34%	0.78%	6.12%	1.49%	0.57%	1.05%	0.28%	0.00%	1.11%
Tipperary, South	8.85%	1.48%	10.33%	2.62%	0.88%	0.00%	0.58%	0.00%	12.01%
Waterford	6.90%	0.32%	7.22%	1.05%	0.26%	0.00%	0.00%	0.00%	0.99%
Wexford	7.95%	0.77%	8.73%	8.38%	0.09%	0.83%	0.00%	0.00%	0.00%
CHO 5	6.69%	0.75%	7.45%	2.48%	0.44%	0.71%	0.21%	0.00%	2.14%
Dublin South-East	5.78%	0.67%	6.45%	0.10%	0.58%	0.79%	0.57%	0.00%	4.63%
Dun Laoghaire	5.28%	0.89%	6.18%	1.69%	1.55%	0.81%	0.00%	0.00%	0.00%
Wicklow	4.70%	0.42%	5.12%	0.00%	0.68%	0.41%	0.26%	0.00%	0.57%
CHO 6	5.21%	0.60%	5.80%	0.19%	0.87%	0.67%	0.38%	0.00%	0.91%
Dublin South City	6.61%	0.73%	7.34%	1.75%	0.42%	0.52%	0.32%	1.03%	1.25%
Dublin South-West	6.32%	0.57%	6.88%	0.00%	1.35%	0.18%	0.45%	0.00%	0.00%
Dublin West	6.89%	0.81%	7.70%	0.00%	0.81%	0.85%	0.29%	0.00%	2.13%
Kildare/ West Wicklow	6.94%	0.93%	7.86%	0.00%	2.31%	0.32%	0.19%	2.80%	0.00%
Other CHO 7	0.00%	0.00%	0.00%	0.00%	0.00%	0.00%	0.00%		
CHO 7	6.68%	0.77%	7.45%	0.41%	1.02%	0.48%	0.30%	0.96%	1.26%
Laois /Offaly	7.83%	0.70%	8.54%	0.00%	0.77%	0.81%	0.73%	0.00%	0.61%
Longford/ Westmeath	5.89%	0.63%	6.52%	0.00%	1.00%	0.84%	0.37%	0.00%	0.00%
Louth	6.08%	0.68%	6.77%	0.00%	0.48%	1.32%	0.45%	0.00%	0.00%
Meath	4.62%	0.76%	5.38%	0.00%	1.30%	0.30%	0.95%	3.99%	0.44%

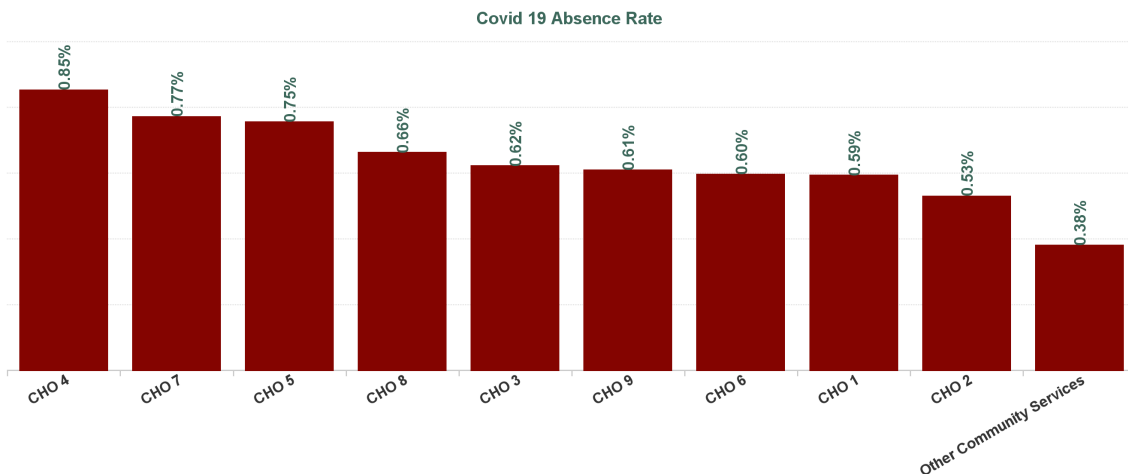
Other CHO 8	0.24%	0.00%	0.24%	0.00%	0.00%		0.00%	0.00%	
CHO 8	5.72%	0.66%	6.38%	0.00%	0.90%	0.86%	0.55%	1.15%	0.27%
Dublin North	5.60%	0.55%	6.15%	1.45%	0.20%	0.31%	1.10%	0.00%	0.00%
Dublin North Central	4.70%	0.83%	5.53%	0.00%	0.53%	1.42%	0.62%	0.00%	0.82%
Dublin North-West	5.64%	0.47%	6.11%	3.31%	0.65%	0.00%	0.31%	0.98%	0.34%
CHO 9	5.35%	0.61%	5.96%	1.54%	0.39%	0.59%	0.77%	0.26%	0.33%
Other (incl. Headquarters)	6.32%	0.38%	6.70%	0.00%	1.45%	0.46%	0.00%	0.00%	1.48%
Other Community Services	6.32%	0.38%	6.70%	0.00%	1.45%	0.46%	0.00%	0.00%	1.48%
Community Services	5.97%	0.67%	6.65%	0.52%	0.75%	0.71%	0.51%	0.84%	0.80%

Health Service Absence Rate - by HG, CHO/Care Group & Staff Category: Jun 2024	Certified absence	Self-certified absence	Non Covid-19 absence	Covid-19 Absence	Total absence rate	Medical & Dental	Nursing & Midwifery	Health & Social Care Professionals	Management & Administrative	General Support	Patient & Client Care
Total	5.57%	0.40%	5.97%	0.67%	6.65%	3.62%	7.51%	5.59%	6.61%	8.57%	8.30%
Health Service Executive	5.53%	0.37%	5.89%	0.59%	6.49%	1.83%	6.94%	5.96%	6.79%	6.41%	8.76%
CHO 1	5.53%	0.37%	5.89%	0.59%	6.49%	1.83%	6.94%	5.96%	6.79%	6.41%	8.76%
Health Service Executive	4.75%	0.29%	5.04%	0.62%	5.66%	2.75%	4.97%	6.04%	7.48%	2.81%	6.40%
Section 38 Voluntary Agencies	5.01%	0.13%	5.15%	0.00%	5.15%	1.59%	5.83%	6.31%	8.14%	0.00%	3.33%
CHO 2	4.79%	0.27%	5.05%	0.53%	5.58%	2.67%	5.14%	6.06%	7.55%	2.17%	5.56%
Health Service Executive	6.41%	0.35%	6.76%	0.85%	7.61%	2.86%	9.93%	6.02%	7.26%	0.00%	11.19%
Section 38 Voluntary Agencies	7.56%	0.00%	7.56%	0.00%	7.56%		6.64%	6.35%	3.62%	9.97%	15.69%
CHO 3	6.71%	0.26%	6.97%	0.62%	7.59%	2.86%	8.96%	6.08%	6.39%	7.18%	12.46%
Health Service Executive	5.68%	0.43%	6.11%	0.57%	6.68%	4.06%	7.71%	8.08%	4.91%	2.50%	6.83%
Section 38 Voluntary Agencies	5.27%	0.72%	5.99%	1.93%	7.92%	0.25%	8.59%	1.46%	2.82%	24.22%	9.64%
CHO 4	5.60%	0.49%	6.09%	0.85%	6.94%	3.07%	7.89%	7.62%	4.56%	22.12%	7.97%
Health Service Executive	6.26%	0.43%	6.69%	0.75%	7.45%	5.00%	9.32%	5.70%	7.85%	7.10%	7.10%
CHO 5	6.26%	0.43%	6.69%	0.75%	7.45%	5.00%	9.32%	5.70%	7.85%	7.10%	7.10%
Health Service Executive	4.98%	0.47%	5.45%	0.72%	6.17%	3.04%	7.83%	4.04%	7.98%	12.74%	6.18%
Section 38 Voluntary Agencies	3.10%	0.88%	3.98%	0.00%	3.98%	3.32%	6.97%	10.49%	2.59%	2.48%	2.45%
CHO 6	4.67%	0.54%	5.21%	0.60%	5.80%	3.09%	7.69%	4.22%	7.12%	6.90%	4.80%
Health Service Executive	5.85%	0.48%	6.33%	0.81%	7.14%	2.66%	6.94%	5.07%	7.90%	12.15%	12.58%
Section 38 Voluntary Agencies	7.05%	0.39%	7.44%	0.68%	8.12%	5.47%	8.05%	2.71%	8.79%	10.46%	9.14%
CHO 7	6.23%	0.45%	6.68%	0.77%	7.45%	3.06%	7.37%	4.71%	8.06%	10.95%	11.03%
Health Service Executive	5.32%	0.40%	5.72%	0.66%	6.38%	3.79%	7.67%	5.61%	5.82%	11.75%	7.78%
CHO 8	5.32%	0.40%	5.72%	0.66%	6.38%	3.79%	7.67%	5.61%	5.82%	11.75%	7.78%
Health Service Executive	5.14%	0.44%	5.58%	0.72%	6.30%	6.43%	7.29%	3.96%	7.99%	7.88%	6.05%
Section 38 Voluntary Agencies	3.70%	0.37%	4.07%	0.00%	4.07%	0.00%	4.54%	0.24%	4.71%	2.25%	6.31%
CHO 9	4.92%	0.43%	5.35%	0.61%	5.96%	6.06%	6.65%	3.74%	7.59%	5.78%	6.10%
Health Service Executive	5.95%	0.36%	6.32%	0.38%	6.70%	9.97%	31.03%	5.72%	2.62%	1.70%	6.40%
% of Absence Non Covid-19 / Covid-19										1.70%	6.40%
										8.57%	8.30%



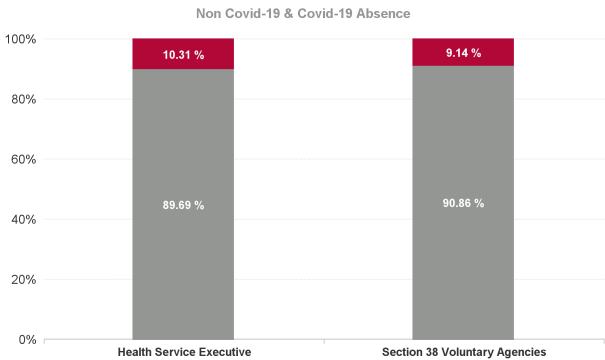
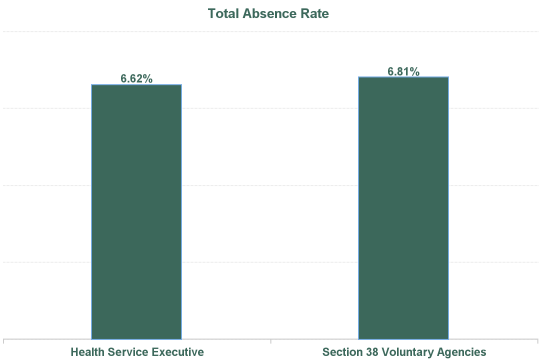
June 2024

Health Service Covid 19 Absence Rate - by Hospital & Staff Category: Jun 2024	Non Covid-19 absence	Covid-19 Absence	Total absence rate	Medical & Dental	Nursing & Midwifery	Health & Social Care Professionals	Management & Administrative	General Support	Patient & Client Care
PC	5.97%	0.67%	6.65%	0.52%	0.75%	0.71%	0.51%	0.84%	0.80%
Health Service Executive	5.89%	0.59%	6.49%	0.00%	0.66%	0.82%	0.59%	0.12%	0.59%
CHO 1	5.89%	0.59%	6.49%	0.00%	0.66%	0.82%	0.59%	0.12%	0.59%
Health Service Executive	5.04%	0.62%	5.66%	0.30%	0.73%	0.74%	0.54%	0.71%	0.33%
Section 38 Voluntary Agencies	5.15%	0.00%	5.15%	0.00%	0.00%	0.00%	0.00%	0.00%	0.00%
CHO 2	5.05%	0.53%	5.58%	0.28%	0.59%	0.68%	0.48%	0.55%	0.24%
Health Service Executive	6.76%	0.85%	7.61%	0.00%	0.89%	1.06%	0.89%	0.00%	0.98%
Section 38 Voluntary Agencies	7.56%	0.00%	7.56%		0.00%	0.00%	0.00%	0.00%	0.00%
CHO 3	6.97%	0.62%	7.59%	0.00%	0.63%	0.86%	0.68%	0.00%	0.71%
Health Service Executive	6.11%	0.57%	6.68%	0.28%	0.45%	0.79%	0.55%	0.00%	0.71%
Section 38 Voluntary Agencies	5.99%	1.93%	7.92%	0.00%	3.33%	0.53%	0.69%	5.44%	0.55%
CHO 4	6.09%	0.85%	6.94%	0.21%	1.05%	0.77%	0.58%	4.91%	0.64%
Health Service Executive	6.69%	0.75%	7.45%	2.48%	0.44%	0.71%	0.21%	0.00%	2.14%
CHO 5	6.69%	0.75%	7.45%	2.48%	0.44%	0.71%	0.21%	0.00%	2.14%
Health Service Executive	5.45%	0.72%	6.17%	0.22%	1.03%	0.69%	0.46%	0.00%	1.44%
Section 38 Voluntary Agencies	3.98%	0.00%	3.98%	0.00%	0.00%	0.00%	0.00%	0.00%	0.00%
CHO 6	5.21%	0.60%	5.80%	0.19%	0.87%	0.67%	0.38%	0.00%	0.91%
Health Service Executive	6.33%	0.81%	7.14%	0.48%	1.38%	0.48%	0.36%	0.47%	1.33%
Section 38 Voluntary Agencies	7.44%	0.68%	8.12%	0.00%	0.46%	0.51%	0.00%	1.17%	1.17%
CHO 7	6.68%	0.77%	7.45%	0.41%	1.02%	0.48%	0.30%	0.96%	1.26%
Health Service Executive	5.72%	0.66%	6.38%	0.00%	0.90%	0.86%	0.55%	1.15%	0.27%
CHO 8	5.72%	0.66%	6.38%	0.00%	0.90%	0.86%	0.55%	1.15%	0.27%
Health Service Executive	5.58%	0.72%	6.30%	1.63%	0.50%	0.63%	0.88%	0.42%	0.42%
Section 38 Voluntary Agencies	4.07%	0.00%	4.07%	0.00%	0.00%	0.00%	0.00%	0.00%	0.00%
CHO 9	5.35%	0.61%	5.96%	1.54%	0.39%	0.59%	0.77%	0.26%	0.33%
Health Service Executive	6.32%	0.38%	6.70%	0.00%	1.45%	0.46%	0.00%	0.00%	1.48%
Other Community Services	6.32%	0.38%	6.70%	0.00%	1.45%	0.46%	0.00%	0.00%	1.48%
Community Services	5.97%	0.67%	6.65%	0.52%	0.75%	0.71%	0.51%	0.84%	0.80%



June 2024

Health Service Absence Rate - by Admin : Jun 2024	Certified absence	Self- certified absence	Non Covid-19 absence	Covid-19 Absence	Total absence rate	Medical & Dental	Nursing & Midwifery	Health & Social Care Profession als	Manageme nt & Administra tive	General Support	Patient & Client Care
Total	5.57%	0.40%	5.97%	0.67%	6.65%	3.62%	7.51%	5.59%	6.61%	8.57%	8.30%
Health Service Executive	5.53%	0.40%	5.94%	0.68%	6.62%	3.79%	7.61%	5.71%	6.80%	6.66%	8.33%
Section 38 Voluntary Agencies	5.79%	0.40%	6.19%	0.62%	6.81%	1.98%	7.01%	3.87%	4.89%	11.12%	8.22%



Health Service Absence Rate - by Staff Category: Jun 2024	Certified absence	Self- certified absence	Non Covid-19 absence	Covid-19 Absence	Total absence rate	% Non Covid-19 absence	% Covid-19 absence
CHO 1	5.53%	0.37%	5.89%	0.59%	6.49%	90.84%	9.16%
Medical & Dental	1.77%	0.06%	1.83%	0.00%	1.83%	100.00%	0.00%
Nursing & Midwifery	5.87%	0.41%	6.28%	0.66%	6.94%	90.53%	9.47%
Health & Social Care Professionals	4.71%	0.42%	5.14%	0.82%	5.96%	86.19%	13.81%
Management & Administrative	5.82%	0.38%	6.20%	0.59%	6.79%	91.33%	8.67%
General Support	6.14%	0.15%	6.30%	0.12%	6.41%	98.19%	1.81%
Patient & Client Care	7.78%	0.39%	8.18%	0.59%	8.76%	93.28%	6.72%

Health Service Absence Rate - by Staff Category: Jun 2024	Certified absence	Self- certified absence	Non Covid-19 absence	Covid-19 Absence	Total absence rate	% Non Covid-19 absence	% Covid-19 absence
CHO 2	4.79%	0.27%	5.05%	0.53%	5.58%	90.51%	9.49%
Medical & Dental	1.90%	0.49%	2.39%	0.28%	2.67%	89.69%	10.31%
Nursing & Midwifery	4.29%	0.26%	4.55%	0.59%	5.14%	88.55%	11.45%
Health & Social Care Professionals	5.00%	0.38%	5.37%	0.68%	6.06%	88.74%	11.26%
Management & Administrative	6.88%	0.18%	7.06%	0.48%	7.55%	93.60%	6.40%
General Support	1.62%	0.00%	1.62%	0.55%	2.17%	74.64%	25.36%
Patient & Client Care	5.19%	0.13%	5.32%	0.24%	5.56%	95.66%	4.34%

Health Service Absence Rate - by Staff Category: Jun 2024	Certified absence	Self- certified absence	Non Covid-19 absence	Covid-19 Absence	Total absence rate	% Non Covid-19 absence	% Covid-19 absence
CHO 3	6.71%	0.26%	6.97%	0.62%	7.59%	91.81%	8.19%
Medical & Dental	2.77%	0.08%	2.86%	0.00%	2.86%	100.00%	0.00%
Nursing & Midwifery	8.25%	0.08%	8.33%	0.63%	8.96%	92.96%	7.04%
Health & Social Care Professionals	4.75%	0.47%	5.22%	0.86%	6.08%	85.82%	14.18%
Management & Administrative	5.35%	0.35%	5.71%	0.68%	6.39%	89.36%	10.64%
General Support	7.18%	0.00%	7.18%	0.00%	7.18%	100.00%	0.00%
Patient & Client Care	11.33%	0.43%	11.76%	0.71%	12.46%	94.34%	5.66%

Health Service Absence Rate - by Staff Category: Jun 2024	Certified absence	Self- certified absence	Non Covid-19 absence	Covid-19 Absence	Total absence rate	% Non Covid-19 absence	% Covid-19 absence
CHO 4	5.60%	0.49%	6.09%	0.85%	6.94%	87.71%	12.29%
Medical & Dental	2.61%	0.25%	2.86%	0.21%	3.07%	93.14%	6.86%
Nursing & Midwifery	6.27%	0.57%	6.84%	1.05%	7.89%	86.74%	13.26%
Health & Social Care Professionals	6.30%	0.55%	6.85%	0.77%	7.62%	89.92%	10.08%
Management & Administrative	3.68%	0.30%	3.98%	0.58%	4.56%	87.36%	12.64%
General Support	16.74%	0.47%	17.21%	4.91%	22.12%	77.80%	22.20%
Patient & Client Care	6.53%	0.80%	7.33%	0.64%	7.97%	91.92%	8.08%

Health Service Absence Rate - by Staff Category: Jun 2024	Certified absence	Self- certified absence	Non Covid-19 absence	Covid-19 Absence	Total absence rate	% Non Covid-19 absence	% Covid-19 absence
CHO 5	6.26%	0.43%	6.69%	0.75%	7.45%	89.86%	10.14%
Medical & Dental	2.11%	0.42%	2.53%	2.48%	5.00%	50.47%	49.53%
Nursing & Midwifery	8.42%	0.46%	8.88%	0.44%	9.32%	95.24%	4.76%
Health & Social Care Professionals	4.69%	0.31%	4.99%	0.71%	5.70%	87.59%	12.41%
Management & Administrative	7.17%	0.47%	7.64%	0.21%	7.85%	97.28%	2.72%
General Support	7.10%	0.00%	7.10%	0.00%	7.10%	100.00%	0.00%
Patient & Client Care	4.29%	0.67%	4.96%	2.14%	7.10%	69.91%	30.09%

Health Service Absence Rate - by Staff Category: Jun 2024	Certified absence	Self- certified absence	Non Covid-19 absence	Covid-19 Absence	Total absence rate	% Non Covid-19 absence	% Covid-19 absence
CHO 6	4.67%	0.54%	5.21%	0.60%	5.80%	89.73%	10.27%
Medical & Dental	2.29%	0.61%	2.90%	0.19%	3.09%	94.00%	6.00%
Nursing & Midwifery	6.24%	0.58%	6.82%	0.87%	7.69%	88.71%	11.29%
Health & Social Care Professionals	3.16%	0.39%	3.55%	0.67%	4.22%	84.12%	15.88%
Management & Administrative	6.20%	0.54%	6.74%	0.38%	7.12%	94.60%	5.40%
General Support	5.90%	1.00%	6.90%	0.00%	6.90%	100.00%	0.00%
Patient & Client Care	3.35%	0.54%	3.89%	0.91%	4.80%	81.08%	18.92%

Health Service Absence Rate - by Staff Category: Jun 2024	Certified absence	Self- certified absence	Non Covid-19 absence	Covid-19 Absence	Total absence rate	% Non Covid-19 absence	% Covid-19 absence
CHO 7	6.23%	0.45%	6.68%	0.77%	7.45%	89.66%	10.34%
Medical & Dental	2.54%	0.11%	2.65%	0.41%	3.06%	86.66%	13.34%
Nursing & Midwifery	6.01%	0.35%	6.36%	1.02%	7.37%	86.20%	13.80%
Health & Social Care Professionals	3.84%	0.39%	4.23%	0.48%	4.71%	89.77%	10.23%
Management & Administrative	7.16%	0.61%	7.77%	0.30%	8.06%	96.34%	3.66%
General Support	9.62%	0.37%	9.99%	0.96%	10.95%	91.21%	8.79%
Patient & Client Care	9.05%	0.73%	9.78%	1.26%	11.03%	88.61%	11.39%

Health Service Absence Rate - by Staff Category: Jun 2024	Certified absence	Self- certified absence	Non Covid-19 absence	Covid-19 Absence	Total absence rate	% Non Covid-19 absence	% Covid-19 absence
CHO 8	5.32%	0.40%	5.72%	0.66%	6.38%	89.62%	10.38%
Medical & Dental	3.66%	0.13%	3.79%	0.00%	3.79%	100.00%	0.00%
Nursing & Midwifery	6.44%	0.32%	6.77%	0.90%	7.67%	88.26%	11.74%
Health & Social Care Professionals	4.35%	0.40%	4.75%	0.86%	5.61%	84.60%	15.40%
Management & Administrative	4.74%	0.53%	5.27%	0.55%	5.82%	90.55%	9.45%
General Support	9.90%	0.69%	10.60%	1.15%	11.75%	90.19%	9.81%
Patient & Client Care	7.06%	0.45%	7.51%	0.27%	7.78%	96.53%	3.47%

Health Service Absence Rate - by Staff Category: Jun 2024	Certified absence	Self- certified absence	Non Covid-19 absence	Covid-19 Absence	Total absence rate	% Non Covid-19 absence	% Covid-19 absence
CHO 9	4.92%	0.43%	5.35%	0.61%	5.96%	89.79%	10.21%
Medical & Dental	4.22%	0.30%	4.52%	1.54%	6.06%	74.67%	25.33%
Nursing & Midwifery	5.78%	0.49%	6.27%	0.39%	6.65%	94.19%	5.81%
Health & Social Care Professionals	2.80%	0.34%	3.15%	0.59%	3.74%	84.12%	15.88%
Management & Administrative	6.26%	0.56%	6.82%	0.77%	7.59%	89.83%	10.17%
General Support	5.51%	0.00%	5.51%	0.26%	5.78%	95.46%	4.54%
Patient & Client Care	5.32%	0.45%	5.77%	0.33%	6.10%	94.56%	5.44%

Health Service Absence Rate - by Staff Category: Jun 2024	Certified absence	Self- certified absence	Non Covid-19 absence	Covid-19 Absence	Total absence rate	% Non Covid-19 absence	% Covid-19 absence
Other Comm	5.95%	0.36%	6.32%	0.38%	6.70%	94.32%	5.68%
Medical & Dental	8.79%	1.18%	9.97%	0.00%	9.97%	100.00%	0.00%
Nursing & Midwifery	28.89%	0.70%	29.58%	1.45%	31.03%	95.33%	4.67%
Health & Social Care Professionals	4.95%	0.31%	5.26%	0.46%	5.72%	91.89%	8.11%
Management & Administrative	2.62%	0.00%	2.62%	0.00%	2.62%	100.00%	0.00%
General Support	0.00%	1.70%	1.70%	0.00%	1.70%	100.00%	0.00%
Patient & Client Care	4.92%	0.00%	4.92%	1.48%	6.40%	76.92%	23.08%

Health Service Absence Rate - by Staff Category: Jun 2024	Certified absence	Self- certified absence	Non Covid-19 absence	Covid-19 Absence	Total absence rate	% Non Covid-19 absence	% Covid-19 absence
Cork Dental Hospital	4.34%	0.44%	4.78%	0.00%	4.78%	100.00%	0.00%
Medical & Dental	0.00%	0.39%	0.39%	0.00%	0.39%	100.00%	0.00%
Nursing & Midwifery	0.00%	0.00%	0.00%	0.00%	0.00%		
Health & Social Care Professionals	0.00%	0.00%	0.00%	0.00%	0.00%		
Management & Administrative	2.71%	0.00%	2.71%	0.00%	2.71%	100.00%	0.00%
General Support	20.58%	0.40%	20.97%	0.00%	20.97%	100.00%	0.00%
Patient & Client Care	4.39%	1.02%	5.42%	0.00%	5.42%	100.00%	0.00%

Health Service Absence Rate - by Staff Category: Jun 2024	Certified absence	Self- certified absence	Non Covid-19 absence	Covid-19 Absence	Total absence rate	% Non Covid-19 absence	% Covid-19 absence
Dublin Dental Hospital	1.80%	1.20%	3.00%	0.00%	3.00%	100.00%	0.00%
Medical & Dental	4.04%	0.00%	4.04%	0.00%	4.04%	100.00%	0.00%
Nursing & Midwifery	6.83%	7.45%	14.29%	0.00%	14.29%	100.00%	0.00%
Health & Social Care Professionals	0.00%	0.00%	0.00%	0.00%	0.00%		
Management & Administrative	1.42%	1.25%	2.67%	0.00%	2.67%	100.00%	0.00%
General Support	1.24%	1.24%	2.48%	0.00%	2.48%	100.00%	0.00%
Patient & Client Care	0.00%	0.00%	0.00%	0.00%	0.00%		

Health Service Absence Rate - by Staff Category: Jun 2024	Certified absence	Self- certified absence	Non Covid-19 absence	Covid-19 Absence	Total absence rate	% Non Covid-19 absence	% Covid-19 absence
Galway Hospice Foundation	5.01%	0.13%	5.15%	0.00%	5.15%	100.00%	0.00%
Medical & Dental	1.59%	0.00%	1.59%	0.00%	1.59%	100.00%	0.00%
Nursing & Midwifery	5.64%	0.19%	5.83%	0.00%	5.83%	100.00%	0.00%
Health & Social Care Professionals	6.31%	0.00%	6.31%	0.00%	6.31%	100.00%	0.00%
Management & Administrative	7.78%	0.35%	8.14%	0.00%	8.14%	100.00%	0.00%
General Support	0.00%	0.00%	0.00%	0.00%	0.00%		
Patient & Client Care	3.33%	0.00%	3.33%	0.00%	3.33%	100.00%	0.00%

Health Service Absence Rate - by Staff Category: Jun 2024	Certified absence	Self- certified absence	Non Covid-19 absence	Covid-19 Absence	Total absence rate	% Non Covid-19 absence	% Covid-19 absence
Marymount	5.75%	0.86%	6.61%	2.92%	9.54%	69.36%	30.64%
Medical & Dental	0.00%	0.00%	0.00%	0.00%	0.00%		
Nursing & Midwifery	4.45%	1.20%	5.65%	3.58%	9.23%	61.20%	38.80%
Health & Social Care Professionals	0.65%	0.43%	1.08%	0.62%	1.69%	63.64%	36.36%
Management & Administrative	1.36%	0.27%	1.63%	1.28%	2.92%	56.00%	44.00%
General Support	17.13%	0.59%	17.71%	8.09%	25.80%	68.66%	31.34%
Patient & Client Care	12.13%	1.47%	13.59%	1.23%	14.82%	91.73%	8.27%

Health Service Absence Rate - by Staff Category: Jun 2024	Certified absence	Self- certified absence	Non Covid-19 absence	Covid-19 Absence	Total absence rate	% Non Covid-19 absence	% Covid-19 absence
Milford Care Centre	7.56%	0.00%	7.56%	0.00%	7.56%	100.00%	0.00%
Medical & Dental							
Nursing & Midwifery	6.64%	0.00%	6.64%	0.00%	6.64%	100.00%	0.00%
Health & Social Care Professionals	6.35%	0.00%	6.35%	0.00%	6.35%	100.00%	0.00%
Management & Administrative	3.62%	0.00%	3.62%	0.00%	3.62%	100.00%	0.00%
General Support	9.97%	0.00%	9.97%	0.00%	9.97%	100.00%	0.00%
Patient & Client Care	15.69%	0.00%	15.69%	0.00%	15.69%	100.00%	0.00%

Health Service Absence Rate - by Staff Category: Jun 2024	Certified absence	Self- certified absence	Non Covid-19 absence	Covid-19 Absence	Total absence rate	% Non Covid-19 absence	% Covid-19 absence
Our Lady's Hospice & Care, Dubli	7.05%	0.39%	7.44%	0.68%	8.12%	91.63%	8.37%
Medical & Dental	5.47%	0.00%	5.47%	0.00%	5.47%	100.00%	0.00%
Nursing & Midwifery	7.27%	0.32%	7.59%	0.46%	8.05%	94.31%	5.69%
Health & Social Care Professionals	2.20%	0.00%	2.20%	0.51%	2.71%	81.13%	18.87%
Management & Administrative	8.79%	0.00%	8.79%	0.00%	8.79%	100.00%	0.00%
General Support	8.80%	0.49%	9.29%	1.17%	10.46%	88.84%	11.16%
Patient & Client Care	7.18%	0.79%	7.97%	1.17%	9.14%	87.24%	12.76%

Health Service Absence Rate - by Staff Category: Jun 2024	Certified absence	Self- certified absence	Non Covid-19 absence	Covid-19 Absence	Total absence rate	% Non Covid-19 absence	% Covid-19 absence
Our Lady's Hospice & Care, Wick	6.16%	0.13%	6.28%	0.00%	6.28%	100.00%	0.00%
Medical & Dental	0.00%	0.00%	0.00%	0.00%	0.00%		
Nursing & Midwifery	4.48%	0.00%	4.48%	0.00%	4.48%	100.00%	0.00%
Health & Social Care Professionals	17.91%	0.00%	17.91%	0.00%	17.91%	100.00%	0.00%
Management & Administrative	0.00%	1.75%	1.75%	0.00%	1.75%	100.00%	0.00%
General Support							
Patient & Client Care	11.89%	0.00%	11.89%	0.00%	11.89%	100.00%	0.00%

Health Service Absence Rate - by Staff Category: Jun 2024	Certified absence	Self- certified absence	Non Covid-19 absence	Covid-19 Absence	Total absence rate	% Non Covid-19 absence	% Covid-19 absence
St Francis	3.70%	0.37%	4.07%	0.00%	4.07%	100.00%	0.00%
Medical & Dental	0.00%	0.00%	0.00%	0.00%	0.00%		
Nursing & Midwifery	4.15%	0.38%	4.54%	0.00%	4.54%	100.00%	0.00%
Health & Social Care Professionals	0.24%	0.00%	0.24%	0.00%	0.24%	100.00%	0.00%
Management & Administrative	4.06%	0.65%	4.71%	0.00%	4.71%	100.00%	0.00%
General Support	2.25%	0.00%	2.25%	0.00%	2.25%	100.00%	0.00%
Patient & Client Care	5.77%	0.54%	6.31%	0.00%	6.31%	100.00%	0.00%

Year / Month	Certified absence	Self-certified absence	Non Covid-19 absence	Covid-19 Absence	Total absence rate	Medical & Dental	Nursing & Midwifery	Health & Social Care Professionals	Management & Administrative	General Support	Patient & Client Care
Jun 2024	5.57%	0.40%	5.97%	0.67%	6.65%	3.62%	7.51%	5.59%	6.61%	8.57%	8.30%
May 2024	5.42%	0.40%	5.82%	0.29%	6.11%	3.28%	6.96%	4.90%	6.16%	8.01%	8.01%
Apr 2024	5.22%	0.39%	5.61%	0.17%	5.78%	3.42%	6.75%	4.64%	5.89%	6.69%	6.96%
Mar 2024	5.42%	0.40%	5.82%	0.22%	6.04%	3.47%	7.06%	5.00%	6.30%	6.29%	6.94%
Feb 2024	5.46%	0.40%	5.85%	0.31%	6.16%	3.52%	7.18%	4.75%	6.32%	7.52%	7.08%
Jan 2024	5.49%	0.55%	6.04%	0.60%	6.65%	4.21%	7.55%	5.27%	7.39%	6.35%	7.88%
2024	5.43%	0.42%	5.85%	0.37%	6.22%	3.58%	7.16%	5.01%	6.45%	7.26%	7.52%
Dec 2023	5.46%	0.52%	5.98%	0.62%	6.60%	4.22%	7.31%	5.76%	7.09%	6.16%	7.66%
Nov 2023	4.60%	0.48%	5.08%	0.37%	5.45%	3.60%	6.17%	4.51%	5.54%	6.25%	6.90%
Oct 2023	4.51%	0.43%	4.94%	0.50%	5.44%	3.93%	5.96%	5.00%	5.24%	6.53%	6.49%
Sep 2023	4.46%	0.36%	4.82%	0.70%	5.51%	3.54%	6.03%	5.06%	5.65%	5.92%	6.53%
Aug 2023	4.55%	0.33%	4.88%	0.68%	5.56%	3.48%	6.54%	5.05%	5.37%	7.21%	5.90%
Jul 2023	4.35%	0.29%	4.64%	0.35%	4.99%	3.74%	5.63%	4.14%	4.98%	5.21%	6.34%
Jun 2023	4.35%	0.29%	4.64%	0.22%	4.86%	3.04%	5.93%	3.97%	4.69%	5.68%	5.74%
May 2023	4.26%	0.33%	4.59%	0.35%	4.94%	2.57%	5.96%	4.16%	4.76%	5.84%	6.17%
Apr 2023	4.35%	0.29%	4.64%	0.36%	5.00%	3.64%	5.56%	4.35%	4.87%	5.27%	6.40%
Mar 2023	4.22%	0.35%	4.57%	0.46%	5.02%	3.62%	5.62%	4.25%	4.97%	5.98%	6.33%
Feb 2023	4.41%	0.36%	4.77%	0.43%	5.21%	3.08%	5.91%	3.98%	5.09%	6.13%	7.83%
Jan 2023	4.95%	0.43%	5.37%	0.80%	6.18%	3.29%	7.00%	5.05%	5.94%	8.39%	8.48%
2023	4.53%	0.37%	4.90%	0.49%	5.39%	3.48%	6.13%	4.60%	5.34%	6.23%	6.72%
Dec 2022	5.04%	0.50%	5.54%	1.11%	6.65%	4.22%	7.17%	5.60%	6.82%	8.12%	8.42%
Nov 2022	4.37%	0.43%	4.80%	0.67%	5.47%	3.66%	6.15%	4.60%	5.26%	6.69%	7.10%
Oct 2022	4.49%	0.45%	4.94%	0.73%	5.67%	3.72%	6.40%	4.86%	5.50%	7.65%	6.70%
Sep 2022	4.16%	0.33%	4.50%	0.61%	5.11%	3.40%	6.12%	4.64%	4.29%	6.68%	6.16%
Aug 2022	4.61%	0.29%	4.89%	0.72%	5.62%	3.79%	6.64%	4.64%	5.27%	7.17%	6.73%
Jul 2022	4.52%	0.30%	4.82%	1.96%	6.78%	4.09%	7.66%	5.87%	6.33%	8.34%	8.69%
Jun 2022	3.86%	0.35%	4.21%	1.86%	6.07%	4.05%	6.89%	5.58%	5.54%	8.65%	6.57%
May 2022	3.85%	0.32%	4.17%	0.92%	5.08%	2.76%	6.22%	4.22%	4.31%	6.10%	6.65%
Apr 2022	4.18%	0.34%	4.52%	2.02%	6.54%	3.67%	7.85%	5.91%	5.65%	7.87%	7.73%
Mar 2022	4.42%	0.41%	4.84%	4.36%	9.20%	5.09%	11.29%	8.45%	8.36%	9.11%	10.39%
Feb 2022	3.86%	0.37%	4.23%	2.59%	6.81%	3.99%	8.68%	6.06%	5.45%	6.34%	8.65%
Jan 2022	3.75%	0.29%	4.04%	4.31%	8.35%	5.42%	9.83%	7.24%	7.32%	9.21%	10.35%
2022	4.24%	0.36%	4.61%	1.85%	6.46%	3.98%	7.56%	5.63%	5.85%	7.66%	7.95%
Dec 2021	4.39%	0.29%	4.68%	2.12%	6.80%	4.18%	8.29%	5.83%	5.92%	5.86%	8.69%
Nov 2021	4.61%	0.42%	5.03%	1.71%	6.74%	4.79%	8.00%	5.80%	5.92%	6.36%	8.57%
Oct 2021	4.41%	0.38%	4.79%	0.97%	5.76%	4.10%	6.61%	5.32%	4.89%	5.70%	7.30%
Sep 2021	4.13%	0.30%	4.43%	0.72%	5.15%	3.99%	6.21%	4.57%	4.21%	4.72%	6.53%
Aug 2021	3.88%	0.22%	4.10%	0.61%	4.70%	3.64%	5.81%	3.95%	3.77%	3.85%	6.34%
Jul 2021	3.67%	0.20%	3.87%	0.40%	4.28%	2.76%	4.78%	3.70%	3.84%	3.96%	5.85%
Jun 2021	3.49%	0.23%	3.72%	0.37%	4.09%	2.77%	5.08%	3.35%	3.68%	4.27%	4.80%
May 2021	3.22%	0.18%	3.40%	0.36%	3.77%	2.87%	4.52%	2.88%	3.26%	3.97%	4.96%
Apr 2021	3.02%	0.18%	3.20%	0.42%	3.62%	2.84%	4.23%	2.77%	3.32%	3.58%	4.72%
Mar 2021	2.99%	0.21%	3.20%	0.51%	3.71%	3.29%	4.31%	3.15%	3.25%	3.69%	4.44%
Feb 2021	3.36%	0.27%	3.63%	1.08%	4.71%	3.26%	5.81%	3.83%	4.05%	5.13%	5.92%
Jan 2021	3.78%	0.14%	3.92%	2.90%	6.81%	3.43%	8.52%	5.30%	6.05%	8.86%	8.48%
2021	3.76%	0.25%	4.02%	1.02%	5.04%	3.51%	6.04%	4.23%	4.37%	5.00%	6.41%

Year / Month	Certified absence	Self-certified absence	Non Covid-19 absence	Covid-19 Absence	Total absence rate	CHO 1	CHO 2	CHO 3	CHO 4	CHO 5	CHO 6	CHO 7	CHO 8	CHO 9	Other Comm	Primary Care
Jun 2024	5.57%	0.40%	5.97%	0.67%	6.65%	6.49%	5.58%	7.59%	6.94%	7.45%	5.80%	7.45%	6.38%	5.96%	6.70%	6.65%
May 2024	5.42%	0.40%	5.82%	0.29%	6.11%	5.79%	4.83%	6.51%	5.97%	6.93%	5.90%	6.28%	6.86%	6.03%	4.42%	6.11%
Apr 2024	5.22%	0.39%	5.61%	0.17%	5.78%	5.38%	4.31%	6.62%	5.28%	6.65%	5.61%	6.14%	6.70%	5.85%	3.86%	5.78%
Mar 2024	5.42%	0.40%	5.82%	0.22%	6.04%	5.90%	4.01%	7.74%	5.98%	7.23%	5.83%	6.01%	6.48%	6.03%	3.91%	6.04%
Feb 2024	5.46%	0.40%	5.85%	0.31%	6.16%	5.72%	4.87%	8.03%	5.60%	6.70%	5.37%	6.06%	6.17%	6.41%	5.32%	6.16%
Jan 2024	5.49%	0.55%	6.04%	0.60%	6.65%	6.75%	5.84%	7.18%	5.96%	8.40%	6.36%	6.52%	6.45%	7.04%	4.73%	6.65%
2024	5.43%	0.42%	5.85%	0.37%	6.22%	6.00%	4.88%	7.35%	5.93%	7.24%	5.82%	6.39%	6.51%	6.22%	4.78%	6.22%
Dec 2023	5.46%	0.52%	5.98%	0.62%	6.60%	6.86%	5.24%	7.09%	5.59%	8.39%	6.25%	6.86%	6.29%	7.35%	5.44%	6.60%
Nov 2023	4.60%	0.48%	5.08%	0.37%	5.45%	5.44%	4.06%	6.34%	5.26%	6.34%	5.23%	5.86%	5.36%	5.66%	2.51%	5.45%
Oct 2023	4.51%	0.43%	4.94%	0.50%	5.44%	5.46%	3.18%	6.60%	5.52%	6.50%	5.57%	6.00%	4.95%	5.72%	3.58%	5.44%
Sep 2023	4.46%	0.36%	4.82%	0.70%	5.51%	5.19%	4.00%	7.79%	5.26%	6.07%	5.43%	5.87%	5.48%	5.53%	4.56%	5.51%
Aug 2023	4.55%	0.33%	4.88%	0.68%	5.56%	6.25%	3.04%	7.81%	5.06%	6.48%	4.72%	6.35%	5.89%	5.70%	2.39%	5.56%
Jul 2023	4.35%	0.29%	4.64%	0.35%	4.99%	5.22%	3.01%	5.65%	4.10%	5.94%	4.73%	5.56%	5.74%	5.41%	3.57%	4.99%
Jun 2023	4.35%	0.29%	4.64%	0.22%	4.86%	4.54%	2.91%	4.79%	4.20%	5.95%	3.97%	5.67%	5.79%	5.81%	3.16%	4.86%
May 2023	4.26%	0.33%	4.59%	0.35%	4.94%	4.61%	2.56%	5.05%	4.31%	5.91%	3.86%	6.06%	6.07%	5.59%	4.38%	4.94%
Apr 2023	4.35%	0.29%	4.64%	0.36%	5.00%	5.21%	3.00%	5.65%	4.06%	5.93%	4.07%	5.94%	5.72%	5.48%	0.26%	5.00%
Mar 2023	4.22%	0.35%	4.57%	0.46%	5.02%	4.58%	2.67%	5.32%	3.22%	5.94%	4.72%	6.26%	6.17%	6.80%	4.88%	5.02%
Feb 2023	4.41%	0.36%	4.77%	0.43%	5.21%	4.77%	3.19%	5.80%	3.34%	5.01%	5.70%	6.07%	6.40%	6.39%	4.48%	5.21%
Jan 2023	4.95%	0.43%	5.37%	0.80%	6.18%	6.51%	3.76%	6.69%	4.67%	6.38%	6.62%	6.89%	6.62%	7.02%	5.52%	6.18%
2023	4.53%	0.37%	4.90%	0.49%	5.39%	5.38%	3.36%	6.23%	4.58%	6.23%	5.07%	6.11%	5.87%	6.03%	3.94%	5.39%
Dec 2022	5.04%	0.50%	5.54%	1.11%	6.65%	7.26%	3.22%	7.11%	3.56%	7.77%	7.79%	8.06%	7.31%	8.12%	6.15%	6.65%
Nov 2022	4.37%	0.43%	4.80%	0.67%	5.47%	5.92%	1.92%	7.24%	4.17%	5.86%	5.91%	6.22%	6.27%	6.17%	5.66%	5.47%
Oct 2022	4.49%	0.45%	4.94%	0.73%	5.67%	5.71%	3.21%	7.64%	3.85%	6.09%	6.14%	6.43%	6.14%	6.47%	3.78%	5.67%
Sep 2022	4.16%	0.33%	4.50%	0.61%	5.11%	5.75%	2.26%	6.08%	3.37%	5.95%	5.34%	5.70%	5.75%	5.98%	3.22%	5.11%
Aug 2022	4.61%	0.29%	4.89%	0.72%	5.62%	6.08%	2.67%	7.34%	3.16%	6.96%	6.41%	6.54%	6.02%	6.08%	2.56%	5.62%
Jul 2022	4.52%	0.30%	4.82%	1.96%	6.78%	6.37%	4.31%	8.66%	5.32%	8.24%	7.74%	7.70%	6.55%	7.18%	4.17%	6.78%
Jun 2022	3.86%	0.35%	4.21%	1.86%	6.07%	5.69%	3.73%	7.67%	3.24%	7.76%	6.58%	7.20%	6.47%	6.79%	7.11%	6.07%
May 2022	3.85%	0.32%	4.17%	0.92%	5.08%	4.35%	3.20%	5.89%	3.88%	6.03%	5.96%	6.03%	5.50%	5.10%	3.96%	5.08%
Apr 2022	4.18%	0.34%	4.52%	2.02%	6.54%	5.93%	4.19%	7.91%	6.42%	7.89%	6.76%	7.57%	6.96%	5.56%	5.97%	6.54%
Mar 2022	4.42%	0.41%	4.84%	4.36%	9.20%	9.25%	6.45%	9.70%	7.59%	11.30%	9.10%	10.37%	9.80%	9.16%	4.62%	9.20%
Feb 2022	3.86%	0.37%	4.23%	2.59%	6.81%	7.25%	4.05%	7.28%	5.59%	7.59%	6.16%	8.68%	7.04%	7.15%	3.60%	6.81%
Jan 2022	3.75%	0.29%	4.04%	4.31%	8.35%	8.30%	6.42%	11.39%	6.54%	9.81%	6.62%	8.81%	8.66%	8.63%	5.55%	8.35%
2022	4.24%	0.36%	4.61%	1.85%	6.46%	6.46%	3.77%	7.85%	4.71%	7.62%	6.70%	7.48%	6.91%	6.89%	4.69%	6.46%
Dec 2021	4.39%	0.29%	4.68%	2.12%	6.80%	7.04%	3.88%	8.51%	3.62%	9.36%	6.33%	8.17%	7.63%	7.25%	3.40%	6.80%
Nov 2021	4.61%	0.42%	5.03%	1.71%	6.74%	7.38%	3.50%	7.74%	4.39%	8.07%	6.30%	8.58%	7.35%	7.23%	3.16%	6.74%
Oct 2021	4.41%	0.38%	4.79%	0.97%	5.76%	7.62%	3.00%	6.46%	3.58%	5.79%	5.25%	6.97%	7.03%	5.82%	3.46%	5.76%
Sep 2021	4.13%	0.30%	4.43%	0.72%	5.15%	6.56%	2.68%	6.45%	3.07%	5.50%	5.30%	6.32%	6.20%	5.07%	2.47%	5.15%
Aug 2021	3.88%	0.22%	4.10%	0.61%	4.70%	5.72%	2.45%	5.60%	2.46%	5.38%	4.59%	5.62%	5.15%	5.64%	1.29%	4.70%
Jul 2021	3.67%	0.20%	3.87%	0.40%	4.28%	4.67%	2.12%	5.12%	2.44%	4.82%	3.85%	5.41%	5.21%	5.39%	2.19%	4.28%
Jun 2021	3.49%	0.23%	3.72%	0.37%	4.09%	5.13%	2.18%	4.81%	2.73%	5.46%	3.62%	4.58%	4.27%	4.22%	2.22%	4.09%
May 2021	3.22%	0.18%	3.40%	0.36%	3.77%	4.27%	1.83%	4.51%	2.30%	4.93%	3.19%	4.65%	4.04%	3.38%	2.43%	3.77%
Apr 2021	3.02%	0.18%	3.20%	0.42%	3.62%	4.37%	2.11%	3.79%	1.69%	4.65%	3.15%	4.45%	4.35%	3.58%	1.94%	3.62%
Mar 2021	2.99%	0.21%	3.20%	0.51%	3.71%	4.33%	2.32%	3.13%	2.34%	5.02%	2.94%	4.49%	4.05%	4.04%	2.69%	3.71%
Feb 2021	3.36%	0.27%	3.63%	1.08%	4.71%	4.83%	3.26%	4.07%	3.54%	5.67%	3.91%	5.90%	5.58%	4.73%	2.97%	4.71%
Jan 2021	3.78%	0.14%	3.92%	2.90%	6.81%	7.92%	5.13%	6.18%	3.61%	7.56%	6.26%	7.95%	8.41%	6.82%	6.73%	6.81%
2021	3.76%	0.25%	4.02%	1.02%	5.04%	5.84%	2.85%	5.57%	3.01%	6.06%	4.57%	6.11%	5.78%	5.28%	2.88%	5.04%

