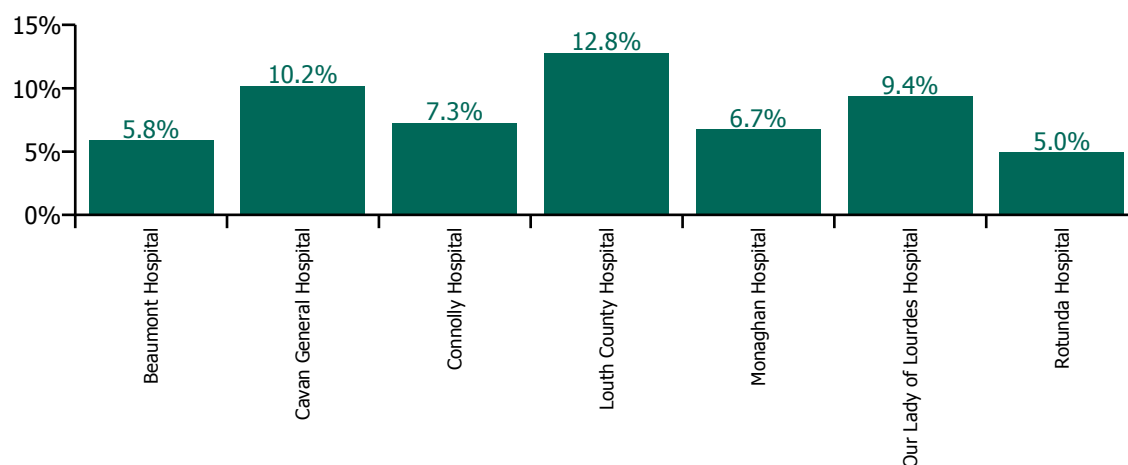


December 2022

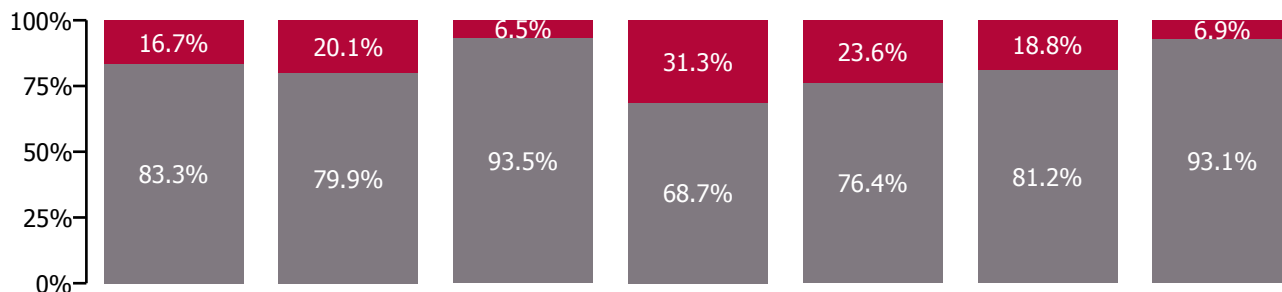
| Health Service Absence Rate - by Staff Category: Dec 2022 | Certified absence | Self-certified absence | Non Covid-19 absence | Covid-19 absence | Total absence rate | % Non Covid-19 absence | % Covid-19 absence |
|---|-------------------|------------------------|----------------------|------------------|--------------------|------------------------|--------------------|
| RCSI Hospitals Group | 5.1% | 1.0% | 6.1% | 1.2% | 7.3% | 83.7% | 16.3% |
| Medical & Dental | 1.1% | 0.3% | 1.4% | 0.1% | 1.5% | 90.3% | 9.7% |
| Nursing & Midwifery | 5.9% | 1.5% | 7.4% | 1.4% | 8.7% | 84.5% | 15.5% |
| Health & Social Care Professionals | 3.0% | 0.5% | 3.5% | 1.3% | 4.8% | 73.2% | 26.8% |
| Management & Administrative | 5.9% | 0.6% | 6.5% | 1.4% | 7.8% | 82.7% | 17.3% |
| General Support | 6.6% | 1.2% | 7.8% | 1.4% | 9.3% | 84.4% | 15.6% |
| Patient & Client Care | 7.8% | 1.4% | 9.2% | 1.5% | 10.7% | 85.7% | 14.3% |

| Health Service Absence Rate - by Hospital: Dec 2022 | Certified absence | Self-certified absence | Non Covid-19 absence | Covid-19 absence | Total absence rate | % Non Covid-19 absence | % Covid-19 absence |
|---|-------------------|------------------------|----------------------|------------------|--------------------|------------------------|--------------------|
| RCSI Hospitals Group | 5.1% | 1.0% | 6.1% | 1.2% | 7.3% | 83.7% | 16.3% |
| Beaumont Hospital | 3.9% | 1.0% | 4.9% | 1.0% | 5.8% | 83.3% | 16.7% |
| Cavan General Hospital | 6.8% | 1.3% | 8.1% | 2.0% | 10.2% | 79.9% | 20.1% |
| Connolly Hospital | 5.9% | 0.9% | 6.8% | 0.5% | 7.3% | 93.5% | 6.5% |
| Louth County Hospital | 7.4% | 1.4% | 8.8% | 4.0% | 12.8% | 68.7% | 31.3% |
| Monaghan Hospital | 4.4% | 0.8% | 5.2% | 1.6% | 6.7% | 76.4% | 23.6% |
| Our Lady of Lourdes Hospital | 6.5% | 1.1% | 7.6% | 1.8% | 9.4% | 81.2% | 18.8% |
| Rotunda Hospital | 3.5% | 1.1% | 4.6% | 0.3% | 5.0% | 93.1% | 6.9% |

Total absence rate

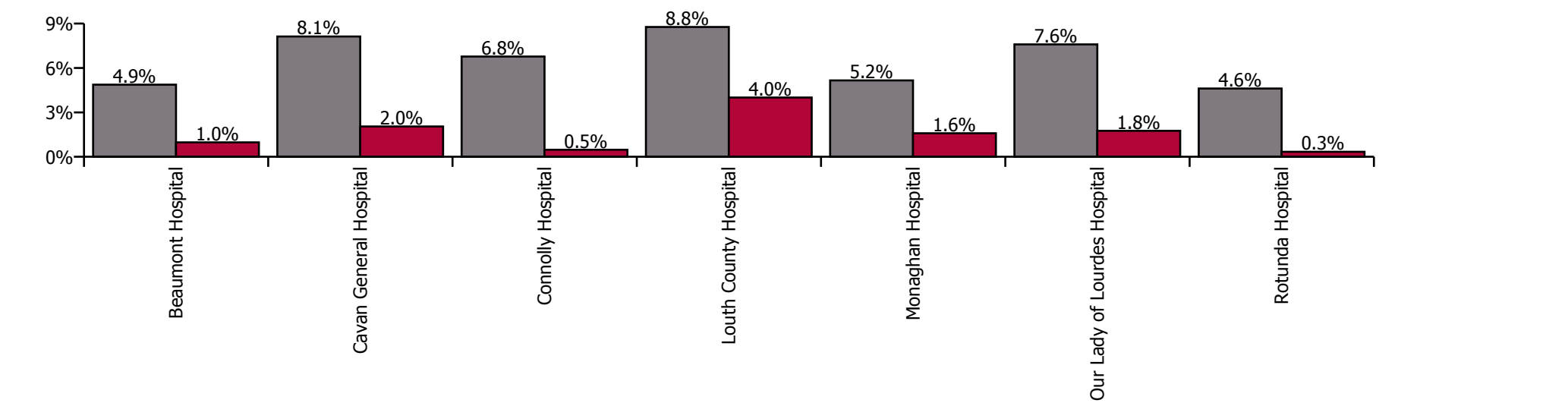


% of Absence Non Covid-19 / Covid-19



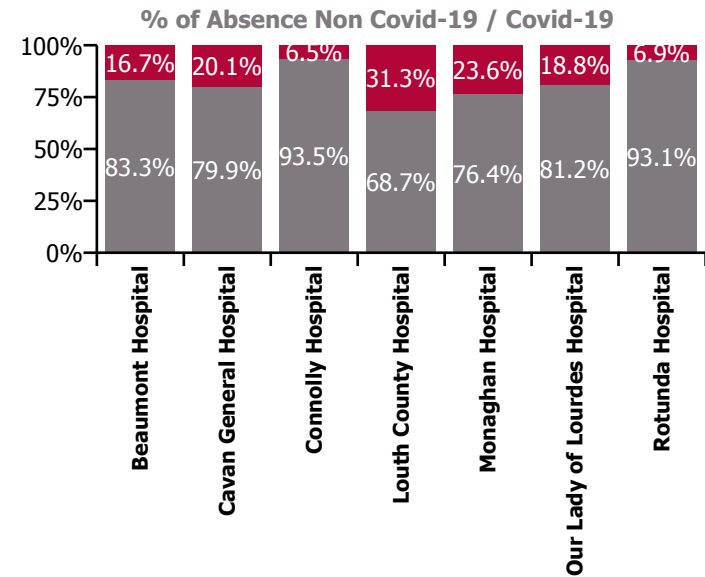
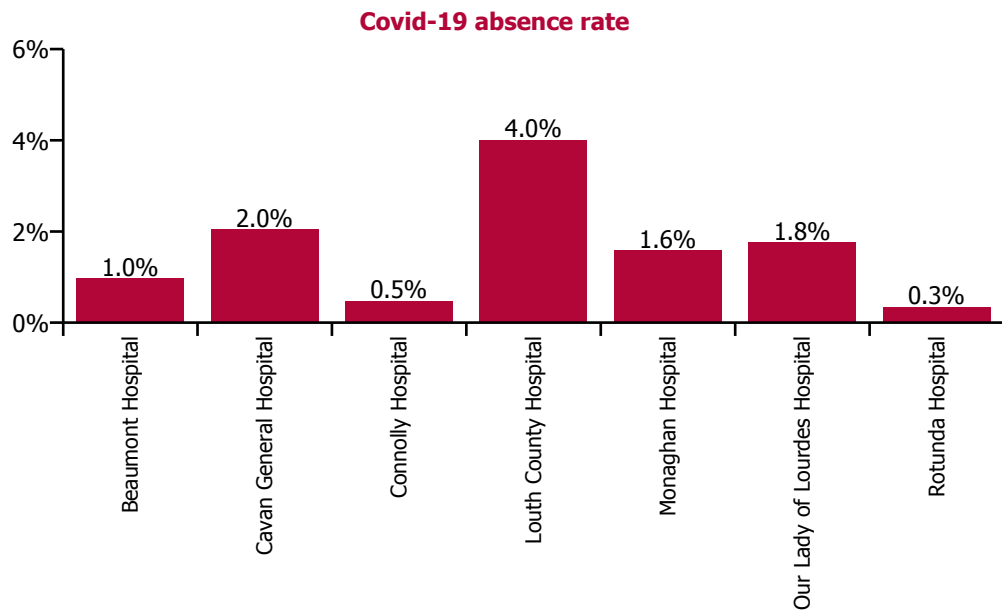
December 2022

| Health Service Absence Rate by Hospital: Dec 2022 | Medical & Dental | Nursing & Midwifery | Health & Social Care Professionals | Management & Administrative | General Support | Patient & Client Care | Certified absence | Self-certified absence | Non Covid-19 absence | Covid-19 absence | Total absence rate |
|---|------------------|---------------------|------------------------------------|-----------------------------|-----------------|-----------------------|-------------------|------------------------|----------------------|------------------|--------------------|
| RCSI Hospitals Group | 1.5% | 8.7% | 4.8% | 7.8% | 9.3% | 10.7% | 5.1% | 1.0% | 6.1% | 1.2% | 7.3% |
| Beaumont Hospital | 1.4% | 6.9% | 4.0% | 5.1% | 7.9% | 10.1% | 3.9% | 1.0% | 4.9% | 1.0% | 5.8% |
| Cavan General Hospital | 5.0% | 13.2% | 5.7% | 12.3% | 7.2% | 10.4% | 6.8% | 1.3% | 8.1% | 2.0% | 10.2% |
| Connolly Hospital | 0.5% | 8.7% | 5.1% | 9.6% | 10.6% | 9.9% | 5.9% | 0.9% | 6.8% | 0.5% | 7.3% |
| Louth County Hospital | 0.0% | 13.7% | 5.2% | 12.4% | 14.9% | 14.5% | 7.4% | 1.4% | 8.8% | 4.0% | 12.8% |
| Monaghan Hospital | 0.0% | 7.8% | 6.8% | 2.5% | 4.6% | 7.3% | 4.4% | 0.8% | 5.2% | 1.6% | 6.7% |
| Our Lady of Lourdes Hospital | 0.7% | 11.8% | 6.7% | 9.9% | 13.7% | 14.4% | 6.5% | 1.1% | 7.6% | 1.8% | 9.4% |
| Rotunda Hospital | 1.5% | 4.7% | 2.8% | 7.8% | 6.5% | 7.4% | 3.5% | 1.1% | 4.6% | 0.3% | 5.0% |



December 2022

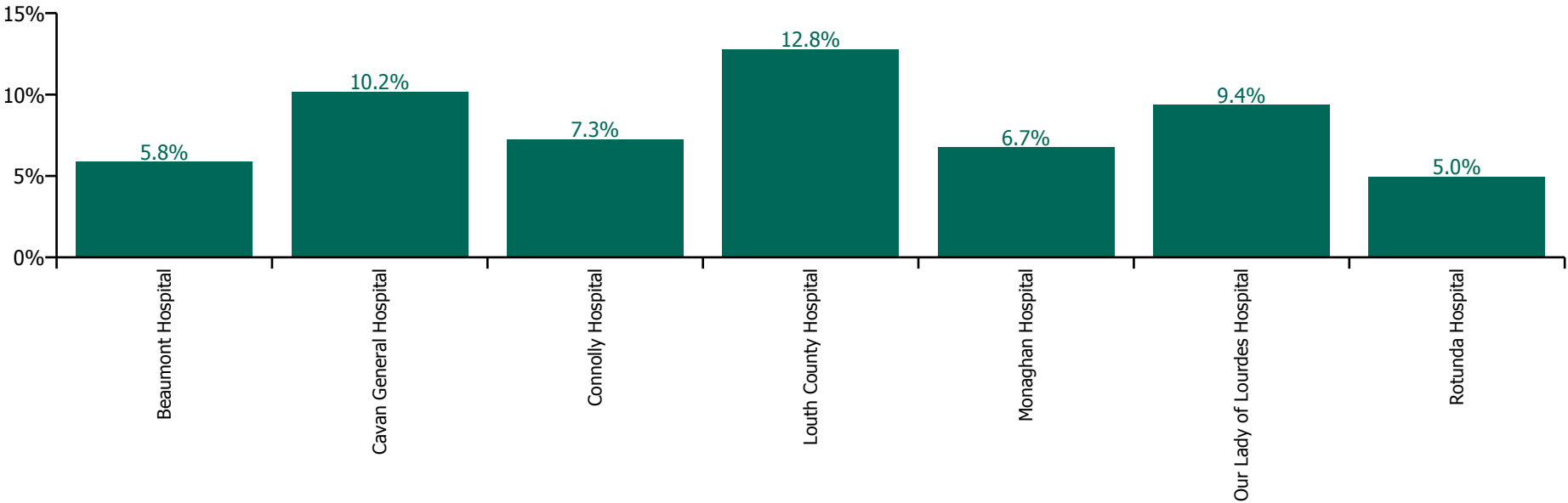
| Health Service Covid-19 Absence Rate - by Staff Category & Hospital: Dec 2022 | Medical & Dental | Nursing & Midwifery | Health & Social Care Professionals | Management & Administrative | General Support | Patient & Client Care | Covid-19 absence | Non Covid-19 absence | Total absence rate |
|---|------------------|---------------------|------------------------------------|-----------------------------|-----------------|-----------------------|------------------|----------------------|--------------------|
| RCSI Hospitals Group | 0.1% | 1.4% | 1.3% | 7.8% | 1.4% | 1.5% | 1.2% | 6.1% | 7.3% |
| Beaumont Hospital | 0.2% | 1.0% | 1.4% | 5.1% | 1.5% | 1.3% | 1.0% | 4.9% | 5.8% |
| Cavan General Hospital | 0.5% | 2.0% | 1.9% | 12.3% | 3.1% | 2.6% | 2.0% | 8.1% | 10.2% |
| Connolly Hospital | 0.0% | 0.2% | 0.8% | 9.6% | 0.9% | 0.3% | 0.5% | 6.8% | 7.3% |
| Louth County Hospital | 0.0% | 4.9% | 3.9% | 12.4% | 4.0% | 3.5% | 4.0% | 8.8% | 12.8% |
| Monaghan Hospital | 0.0% | 1.0% | 4.0% | 2.5% | 0.0% | 1.5% | 1.6% | 5.2% | 6.7% |
| Our Lady of Lourdes Hospital | 0.0% | 3.0% | 0.8% | 9.9% | 1.2% | 2.4% | 1.8% | 7.6% | 9.4% |
| Rotunda Hospital | 0.3% | 0.1% | 0.4% | 7.8% | 0.3% | 0.0% | 0.3% | 4.6% | 5.0% |



December 2022

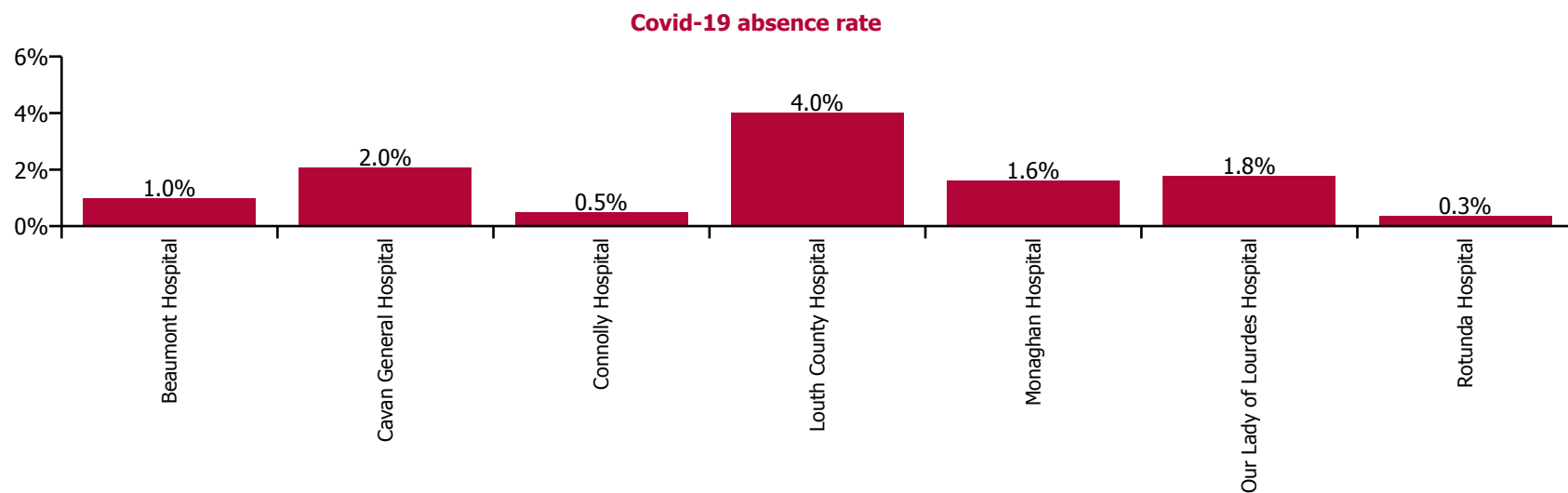
| Health Service Absence Rate - by Hospital & Staff Category: Dec 2022 | Medical & Dental | Nursing & Midwifery | Health & Social Care Professionals | Management & Administrative | General Support | Patient & Client Care | Certified absence | Self-certified absence | Non Covid-19 absence | Covid-19 absence | Total absence rate |
|--|------------------|---------------------|------------------------------------|-----------------------------|-----------------|-----------------------|-------------------|------------------------|----------------------|------------------|--------------------|
| RCSI Hospitals Group | 1.5% | 8.7% | 4.8% | 7.8% | 9.3% | 10.7% | 5.1% | 1.0% | 6.1% | 1.2% | 7.3% |
| Beaumont Hospital | 1.4% | 6.9% | 4.0% | 5.1% | 7.9% | 10.1% | 3.9% | 1.0% | 4.9% | 1.0% | 5.8% |
| Cavan General Hospital | 5.0% | 13.2% | 5.7% | 12.3% | 7.2% | 10.4% | 6.8% | 1.3% | 8.1% | 2.0% | 10.2% |
| Connolly Hospital | 0.5% | 8.7% | 5.1% | 9.6% | 10.6% | 9.9% | 5.9% | 0.9% | 6.8% | 0.5% | 7.3% |
| Louth County Hospital | 0.0% | 13.7% | 5.2% | 12.4% | 14.9% | 14.5% | 7.4% | 1.4% | 8.8% | 4.0% | 12.8% |
| Monaghan Hospital | 0.0% | 7.8% | 6.8% | 2.5% | 4.6% | 7.3% | 4.4% | 0.8% | 5.2% | 1.6% | 6.7% |
| Our Lady of Lourdes Hospital | 0.7% | 11.8% | 6.7% | 9.9% | 13.7% | 14.4% | 6.5% | 1.1% | 7.6% | 1.8% | 9.4% |
| Rotunda Hospital | 1.5% | 4.7% | 2.8% | 7.8% | 6.5% | 7.4% | 3.5% | 1.1% | 4.6% | 0.3% | 5.0% |

Total absence rate



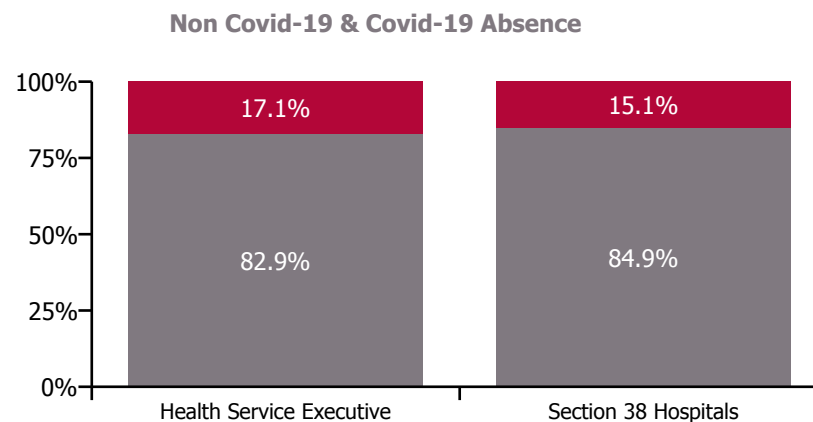
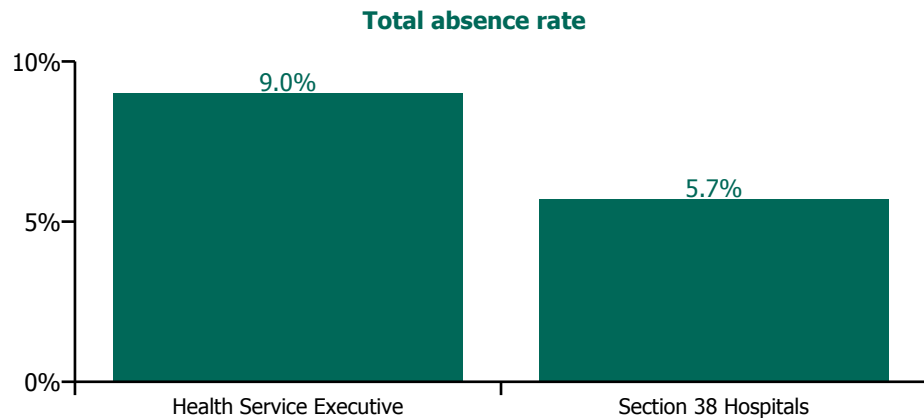
December 2022

| Health Service Covid-19 Absence Rate - by Staff Category & Hospital: Dec 2022 | Medical & Dental | Nursing & Midwifery | Health & Social Care Professionals | Management & Administrative | General Support | Patient & Client Care | Covid-19 absence | Non Covid-19 absence | Total absence rate |
|---|------------------|---------------------|------------------------------------|-----------------------------|-----------------|-----------------------|------------------|----------------------|--------------------|
| RCSI Hospitals Group | 0.1% | 1.4% | 1.3% | 7.8% | 1.4% | 1.5% | 1.2% | 6.1% | 7.3% |
| Beaumont Hospital | 0.2% | 1.0% | 1.4% | 5.1% | 1.5% | 1.3% | 1.0% | 4.9% | 5.8% |
| Cavan General Hospital | 0.5% | 2.0% | 1.9% | 12.3% | 3.1% | 2.6% | 2.0% | 8.1% | 10.2% |
| Connolly Hospital | 0.0% | 0.2% | 0.8% | 9.6% | 0.9% | 0.3% | 0.5% | 6.8% | 7.3% |
| Louth County Hospital | 0.0% | 4.9% | 3.9% | 12.4% | 4.0% | 3.5% | 4.0% | 8.8% | 12.8% |
| Monaghan Hospital | 0.0% | 1.0% | 4.0% | 2.5% | 0.0% | 1.5% | 1.6% | 5.2% | 6.7% |
| Our Lady of Lourdes Hospital | 0.0% | 3.0% | 0.8% | 9.9% | 1.2% | 2.4% | 1.8% | 7.6% | 9.4% |
| Rotunda Hospital | 0.3% | 0.1% | 0.4% | 7.8% | 0.3% | 0.0% | 0.3% | 4.6% | 5.0% |



December 2022

| Health Service Absence Rate - by Admin & Hospital: Dec 2022 | Medical & Dental | Nursing & Midwifery | Health & Social Care Professionals | Management & Administrative | General Support | Patient & Client Care | Certified absence | Self-certified absence | Non Covid-19 absence | Covid-19 absence | Total absence rate |
|---|------------------|---------------------|------------------------------------|-----------------------------|-----------------|-----------------------|-------------------|------------------------|----------------------|------------------|--------------------|
| RCSI Hospitals Group | 1.5% | 8.7% | 4.8% | 7.8% | 9.3% | 10.7% | 5.1% | 1.0% | 6.1% | 1.2% | 7.3% |
| Health Service Executive | 1.6% | 11.1% | 5.8% | 10.3% | 11.6% | 11.4% | 6.4% | 1.1% | 7.5% | 1.5% | 9.0% |
| Cavan General Hospital | 5.0% | 13.2% | 5.7% | 12.3% | 7.2% | 10.4% | 6.8% | 1.3% | 8.1% | 2.0% | 10.2% |
| Connolly Hospital | 0.5% | 8.7% | 5.1% | 9.6% | 10.6% | 9.9% | 5.9% | 0.9% | 6.8% | 0.5% | 7.3% |
| Louth County Hospital | 0.0% | 13.7% | 5.2% | 12.4% | 14.9% | 14.5% | 7.4% | 1.4% | 8.8% | 4.0% | 12.8% |
| Monaghan Hospital | 0.0% | 7.8% | 6.8% | 2.5% | 4.6% | 7.3% | 4.4% | 0.8% | 5.2% | 1.6% | 6.7% |
| Our Lady of Lourdes Hospital | 0.7% | 11.8% | 6.7% | 9.9% | 13.7% | 14.4% | 6.5% | 1.1% | 7.6% | 1.8% | 9.4% |
| Section 38 Hospitals | 1.4% | 6.4% | 3.8% | 5.6% | 7.6% | 9.7% | 3.8% | 1.0% | 4.8% | 0.9% | 5.7% |
| Beaumont Hospital | 1.4% | 6.9% | 4.0% | 5.1% | 7.9% | 10.1% | 3.9% | 1.0% | 4.9% | 1.0% | 5.8% |
| Rotunda Hospital | 1.5% | 4.7% | 2.8% | 7.8% | 6.5% | 7.4% | 3.5% | 1.1% | 4.6% | 0.3% | 5.0% |



December 2022

| Beaumont Hospital absence by Staff Category | Certified absence | Self-certified absence | Non Covid-19 absence | Covid-19 absence | Total absence rate | % Non Covid-19 absence | % Covid-19 absence |
|---|-------------------|------------------------|----------------------|------------------|--------------------|------------------------|--------------------|
| Beaumont Hospital | 3.9% | 1.0% | 4.9% | 1.0% | 5.8% | 83.3% | 16.7% |
| Medical & Dental | 1.0% | 0.3% | 1.3% | 0.2% | 1.4% | 88.8% | 11.2% |
| Nursing & Midwifery | 4.4% | 1.6% | 5.9% | 1.0% | 6.9% | 85.9% | 14.1% |
| Health & Social Care Professionals | 2.1% | 0.5% | 2.6% | 1.4% | 4.0% | 65.2% | 34.8% |
| Management & Administrative | 3.7% | 0.5% | 4.2% | 0.9% | 5.1% | 83.2% | 16.8% |
| General Support | 5.6% | 0.8% | 6.4% | 1.5% | 7.9% | 80.8% | 19.2% |
| Patient & Client Care | 7.6% | 1.2% | 8.8% | 1.3% | 10.1% | 87.4% | 12.6% |

December 2022

| Cavan General Hospital absence by Staff Category | Certified absence | Self-certified absence | Non Covid-19 absence | Covid-19 absence | Total absence rate | % Non Covid-19 absence | % Covid-19 absence |
|--|-------------------|------------------------|----------------------|------------------|--------------------|------------------------|--------------------|
| Cavan General Hospital | 6.8% | 1.3% | 8.1% | 2.0% | 10.2% | 79.9% | 20.1% |
| Medical & Dental | 3.5% | 1.0% | 4.5% | 0.5% | 5.0% | 89.7% | 10.3% |
| Nursing & Midwifery | 9.3% | 1.8% | 11.1% | 2.0% | 13.2% | 84.5% | 15.5% |
| Health & Social Care Professionals | 3.1% | 0.6% | 3.8% | 1.9% | 5.7% | 65.9% | 34.1% |
| Management & Administrative | 8.6% | 0.9% | 9.6% | 2.7% | 12.3% | 77.9% | 22.1% |
| General Support | 3.6% | 0.4% | 4.1% | 3.1% | 7.2% | 56.7% | 43.3% |
| Patient & Client Care | 6.4% | 1.4% | 7.8% | 2.6% | 10.4% | 74.6% | 25.4% |

December 2022

| Connolly Hospital absence by Staff Category | Certified absence | Self-certified absence | Non Covid-19 absence | Covid-19 absence | Total absence rate | % Non Covid-19 absence | % Covid-19 absence |
|---|-------------------|------------------------|----------------------|------------------|--------------------|------------------------|--------------------|
| Connolly Hospital | 5.9% | 0.9% | 6.8% | 0.5% | 7.3% | 93.5% | 6.5% |
| Medical & Dental | 0.5% | 0.0% | 0.5% | 0.0% | 0.5% | 100.0% | 0.0% |
| Nursing & Midwifery | 7.1% | 1.4% | 8.5% | 0.2% | 8.7% | 97.6% | 2.4% |
| Health & Social Care Professionals | 3.7% | 0.6% | 4.3% | 0.8% | 5.1% | 84.5% | 15.5% |
| Management & Administrative | 8.0% | 0.1% | 8.1% | 1.5% | 9.6% | 84.7% | 15.3% |
| General Support | 8.8% | 0.9% | 9.8% | 0.9% | 10.6% | 91.8% | 8.2% |
| Patient & Client Care | 8.1% | 1.5% | 9.6% | 0.3% | 9.9% | 96.9% | 3.1% |

December 2022

| Louth County Hospital absence by Staff Category | Certified absence | Self-certified absence | Non Covid-19 absence | Covid-19 absence | Total absence rate | % Non Covid-19 absence | % Covid-19 absence |
|---|-------------------|------------------------|----------------------|------------------|--------------------|------------------------|--------------------|
| Louth County Hospital | 7.4% | 1.4% | 8.8% | 4.0% | 12.8% | 68.7% | 31.3% |
| Medical & Dental | 0.0% | 0.0% | 0.0% | 0.0% | 0.0% | #DIV/0 | #DIV/0 |
| Nursing & Midwifery | 7.5% | 1.4% | 8.9% | 4.9% | 13.7% | 64.6% | 35.4% |
| Health & Social Care Professionals | 1.3% | 0.0% | 1.3% | 3.9% | 5.2% | 25.5% | 74.5% |
| Management & Administrative | 7.7% | 1.2% | 8.9% | 3.5% | 12.4% | 72.0% | 28.0% |
| General Support | 9.7% | 1.3% | 11.0% | 4.0% | 14.9% | 73.5% | 26.5% |
| Patient & Client Care | 8.3% | 2.7% | 11.0% | 3.5% | 14.5% | 75.9% | 24.1% |

December 2022

| Monaghan Hospital absence by Staff Category | Certified absence | Self-certified absence | Non Covid-19 absence | Covid-19 absence | Total absence rate | % Non Covid-19 absence | % Covid-19 absence |
|---|-------------------|------------------------|----------------------|------------------|--------------------|------------------------|--------------------|
| Monaghan Hospital | 4.4% | 0.8% | 5.2% | 1.6% | 6.7% | 76.4% | 23.6% |
| Medical & Dental | 0.0% | 0.0% | 0.0% | 0.0% | 0.0% | #DIV/0 | #DIV/0 |
| Nursing & Midwifery | 6.1% | 0.6% | 6.8% | 1.0% | 7.8% | 87.2% | 12.8% |
| Health & Social Care Professionals | 2.4% | 0.4% | 2.8% | 4.0% | 6.8% | 41.3% | 58.7% |
| Management & Administrative | 0.6% | 0.6% | 1.2% | 1.2% | 2.5% | 49.6% | 50.4% |
| General Support | 0.0% | 4.6% | 4.6% | 0.0% | 4.6% | 100.0% | 0.0% |
| Patient & Client Care | 5.0% | 0.8% | 5.8% | 1.5% | 7.3% | 79.3% | 20.7% |

December 2022

| Our Lady of Lourdes Hospital absence by Staff Category | Certified absence | Self-certified absence | Non Covid-19 absence | Covid-19 absence | Total absence rate | % Non Covid-19 absence | % Covid-19 absence |
|--|-------------------|------------------------|----------------------|------------------|--------------------|------------------------|--------------------|
| Our Lady of Lourdes Hospital | 6.5% | 1.1% | 7.6% | 1.8% | 9.4% | 81.2% | 18.8% |
| Medical & Dental | 0.7% | 0.1% | 0.7% | 0.0% | 0.7% | 100.0% | 0.0% |
| Nursing & Midwifery | 7.2% | 1.6% | 8.8% | 3.0% | 11.8% | 74.4% | 25.6% |
| Health & Social Care Professionals | 5.0% | 0.8% | 5.8% | 0.8% | 6.7% | 87.3% | 12.7% |
| Management & Administrative | 7.6% | 0.9% | 8.5% | 1.3% | 9.9% | 86.5% | 13.5% |
| General Support | 11.5% | 1.1% | 12.6% | 1.2% | 13.7% | 91.6% | 8.4% |
| Patient & Client Care | 10.5% | 1.5% | 12.0% | 2.4% | 14.4% | 83.6% | 16.4% |

December 2022

| Rotunda Hospital absence by Staff Category | Certified absence | Self-certified absence | Non Covid-19 absence | Covid-19 absence | Total absence rate | % Non Covid-19 absence | % Covid-19 absence |
|--|-------------------|------------------------|----------------------|------------------|--------------------|------------------------|--------------------|
| Rotunda Hospital | 3.5% | 1.1% | 4.6% | 0.3% | 5.0% | 93.1% | 6.9% |
| Medical & Dental | 1.0% | 0.3% | 1.2% | 0.3% | 1.5% | 80.9% | 19.1% |
| Nursing & Midwifery | 3.6% | 0.9% | 4.5% | 0.1% | 4.7% | 97.1% | 2.9% |
| Health & Social Care Professionals | 2.2% | 0.2% | 2.4% | 0.4% | 2.8% | 87.0% | 13.0% |
| Management & Administrative | 5.8% | 0.9% | 6.6% | 1.2% | 7.8% | 84.5% | 15.5% |
| General Support | 2.5% | 3.6% | 6.2% | 0.3% | 6.5% | 95.3% | 4.7% |
| Patient & Client Care | 6.9% | 0.6% | 7.4% | 0.0% | 7.4% | 100.0% | 0.0% |

RCSI Hospitals Group

| Year/ month | Medical & Dental | Nursing & Midwifery | Health & Social Care Professionals | Management & Administrative | General Support | Patient & Client Care | Certified absence | Self-certified absence | Non Covid-19 absence | Covid-19 absence | Total absence rate |
|-------------|------------------|---------------------|------------------------------------|-----------------------------|-----------------|-----------------------|-------------------|------------------------|----------------------|------------------|--------------------|
| 2022 | 1.8% | 8.4% | 5.3% | 7.7% | 10.1% | 10.2% | 4.4% | 0.6% | 5.0% | 2.3% | 7.3% |
| Dec 2022 | 1.5% | 8.7% | 4.8% | 7.8% | 9.3% | 10.7% | 5.1% | 1.0% | 6.1% | 1.2% | 7.3% |
| Nov 2022 | 1.6% | 6.5% | 3.8% | 6.1% | 8.9% | 8.5% | 4.5% | 0.7% | 5.3% | 0.6% | 5.9% |
| Oct 2022 | 1.5% | 6.5% | 4.0% | 7.2% | 9.7% | 8.9% | 4.7% | 0.7% | 5.4% | 0.8% | 6.1% |
| Sep 2022 | 1.2% | 6.8% | 3.6% | 5.6% | 8.6% | 8.7% | 4.6% | 0.6% | 5.2% | 0.6% | 5.8% |
| Aug 2022 | 1.0% | 6.6% | 3.8% | 5.6% | 8.9% | 8.7% | 4.5% | 0.6% | 5.1% | 0.7% | 5.8% |
| Jul 2022 | 1.4% | 8.4% | 4.5% | 8.5% | 11.1% | 10.9% | 4.6% | 0.8% | 5.5% | 2.0% | 7.5% |
| Jun 2022 | 1.6% | 8.0% | 4.4% | 8.6% | 10.0% | 9.6% | 4.4% | 0.6% | 5.0% | 2.0% | 7.0% |
| May 2022 | 1.4% | 6.9% | 4.0% | 6.3% | 8.4% | 9.1% | 4.3% | 0.6% | 4.9% | 1.1% | 6.0% |
| Apr 2022 | 2.2% | 7.8% | 5.2% | 6.8% | 9.0% | 9.4% | 4.0% | 0.6% | 4.6% | 2.2% | 6.8% |
| Mar 2022 | 2.7% | 11.0% | 7.9% | 9.8% | 11.5% | 11.8% | 4.0% | 0.5% | 4.4% | 4.9% | 9.3% |
| Feb 2022 | 3.0% | 10.5% | 8.2% | 8.6% | 11.2% | 11.3% | 4.1% | 0.4% | 4.5% | 4.5% | 9.0% |
| Jan 2022 | 2.8% | 13.0% | 9.2% | 11.9% | 15.5% | 15.7% | 4.2% | 0.4% | 4.6% | 6.8% | 11.4% |
| 2021 | 1.8% | 8.0% | 4.3% | 6.1% | 9.0% | 9.1% | 3.8% | 0.4% | 4.3% | 2.3% | 6.5% |
| Dec 2021 | 2.6% | 10.1% | 6.8% | 8.6% | 11.0% | 10.9% | 4.3% | 0.5% | 4.8% | 3.7% | 8.5% |
| Nov 2021 | 2.1% | 9.1% | 6.8% | 8.7% | 11.1% | 9.1% | 4.3% | 0.6% | 4.9% | 3.0% | 7.9% |
| Oct 2021 | 1.5% | 8.2% | 4.8% | 7.2% | 10.7% | 9.8% | 4.6% | 0.6% | 5.2% | 1.8% | 7.0% |
| Sep 2021 | 1.4% | 7.3% | 4.2% | 7.0% | 9.3% | 8.3% | 4.4% | 0.5% | 4.9% | 1.4% | 6.3% |
| Aug 2021 | 1.6% | 7.2% | 4.2% | 5.8% | 9.5% | 8.9% | 4.2% | 0.4% | 4.7% | 1.5% | 6.2% |
| Jul 2021 | 1.1% | 5.9% | 2.8% | 5.0% | 8.2% | 6.3% | 3.7% | 0.4% | 4.1% | 1.0% | 5.0% |
| Jun 2021 | 1.3% | 5.6% | 2.9% | 4.6% | 7.0% | 7.1% | 3.5% | 0.5% | 4.0% | 0.8% | 4.8% |
| May 2021 | 1.2% | 5.7% | 2.5% | 4.4% | 6.2% | 6.3% | 3.2% | 0.4% | 3.6% | 0.9% | 4.6% |
| Apr 2021 | 1.2% | 5.9% | 2.4% | 3.6% | 5.9% | 6.3% | 3.0% | 0.3% | 3.3% | 1.1% | 4.4% |
| Mar 2021 | 1.3% | 6.9% | 3.4% | 3.6% | 6.9% | 7.7% | 3.3% | 0.3% | 3.6% | 1.6% | 5.2% |
| Feb 2021 | 1.6% | 9.3% | 4.1% | 5.3% | 8.8% | 11.0% | 3.5% | 0.5% | 4.0% | 3.0% | 7.0% |
| Jan 2021 | 4.3% | 14.5% | 6.4% | 9.6% | 14.0% | 18.3% | 3.7% | 0.3% | 4.0% | 7.7% | 11.6% |
| 2020 | 2.5% | 7.7% | 4.4% | 5.3% | 7.6% | 9.3% | 3.5% | 0.4% | 3.9% | 2.5% | 6.3% |
| Dec 2020 | 2.6% | 8.7% | 3.1% | 5.9% | 7.1% | 9.8% | 3.3% | 0.3% | 3.6% | 3.0% | 6.6% |
| Nov 2020 | 2.6% | 7.8% | 2.9% | 5.7% | 7.0% | 9.5% | 3.5% | 0.3% | 3.8% | 2.4% | 6.2% |
| Oct 2020 | 3.2% | 8.1% | 4.9% | 6.0% | 7.8% | 11.0% | 3.7% | 0.3% | 4.0% | 2.8% | 6.9% |
| Sep 2020 | 3.3% | 6.9% | 4.6% | 5.2% | 6.9% | 8.7% | 3.7% | 0.4% | 4.1% | 1.9% | 6.0% |
| Aug 2020 | 1.3% | 4.9% | 2.8% | 3.2% | 6.5% | 6.4% | 3.1% | 0.3% | 3.4% | 0.7% | 4.2% |

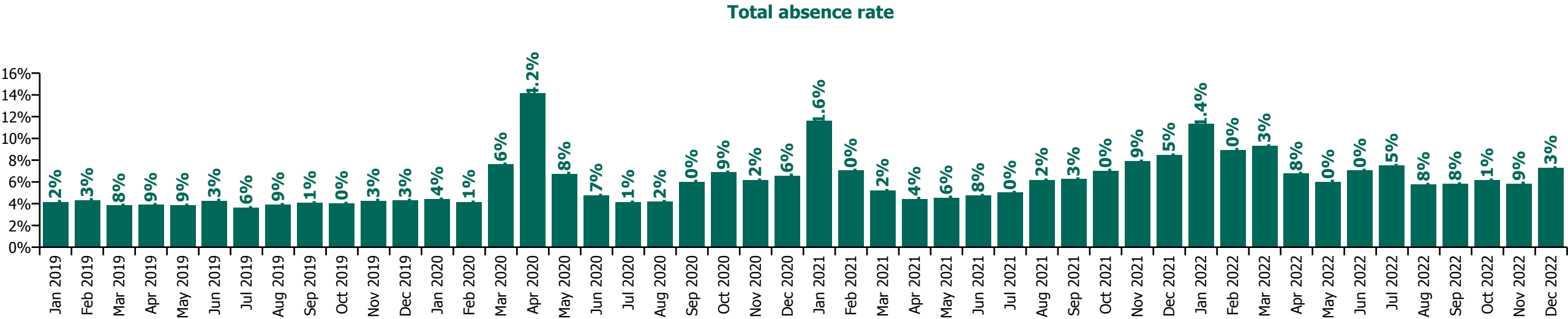
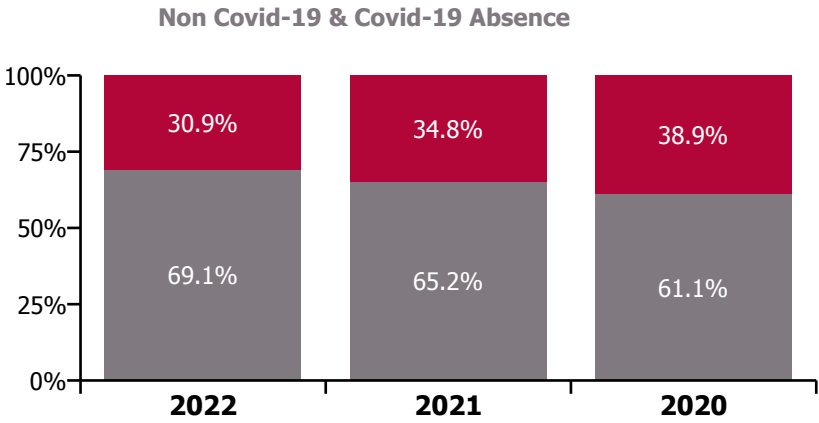
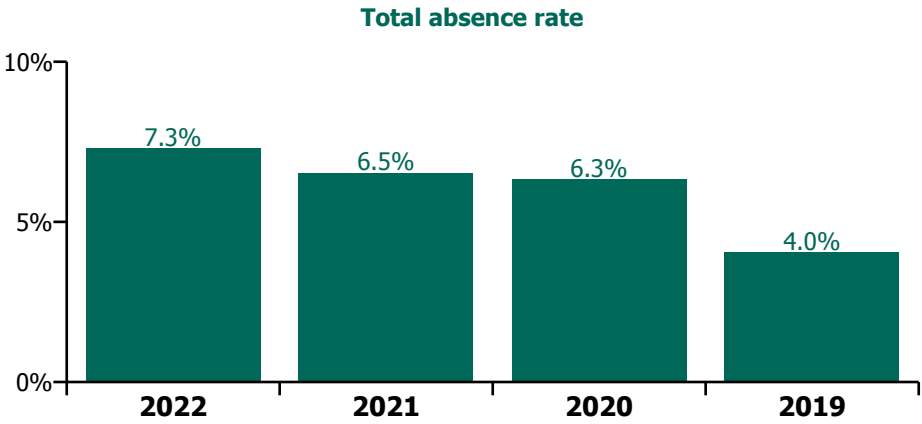
| | | | | | | | | | | | |
|-------------|-------------|-------------|-------------|-------------|-------------|-------------|-------------|-------------|-------------|-------|-------------|
| Jul 2020 | 0.7% | 4.9% | 2.6% | 3.8% | 6.5% | 5.9% | 3.0% | 0.4% | 3.4% | 0.7% | 4.1% |
| Jun 2020 | 1.2% | 6.0% | 2.9% | 4.2% | 6.0% | 7.4% | 3.3% | 0.3% | 3.6% | 1.1% | 4.7% |
| May 2020 | 2.1% | 8.7% | 4.7% | 4.7% | 7.6% | 11.2% | 3.7% | 0.3% | 4.0% | 2.7% | 6.8% |
| Apr 2020 | 7.3% | 18.6% | 10.3% | 9.1% | 14.7% | 18.9% | 3.8% | 0.2% | 3.9% | 10.2% | 14.2% |
| Mar 2020 | 3.9% | 7.8% | 7.3% | 7.3% | 9.9% | 10.7% | 3.4% | 0.4% | 3.8% | 3.8% | 7.6% |
| Feb 2020 | 1.2% | 4.9% | 3.1% | 4.1% | 5.4% | 5.5% | 3.6% | 0.5% | 4.1% | | 4.1% |
| Jan 2020 | 0.9% | 5.1% | 3.3% | 4.8% | 5.8% | 6.3% | 3.9% | 0.6% | 4.4% | | 4.4% |
| 2019 | 1.0% | 4.8% | 2.8% | 4.1% | 5.6% | 5.2% | 3.5% | 0.5% | 4.0% | | 4.0% |
| Dec 2019 | 1.2% | 5.2% | 3.2% | 3.8% | 5.8% | 5.8% | 3.7% | 0.6% | 4.3% | | 4.3% |
| Nov 2019 | 1.3% | 5.4% | 2.9% | 4.1% | 6.0% | 4.6% | 3.7% | 0.6% | 4.3% | | 4.3% |
| Oct 2019 | 1.2% | 5.3% | 2.6% | 4.1% | 5.0% | 4.3% | 3.6% | 0.5% | 4.0% | | 4.0% |
| Sep 2019 | 0.9% | 4.8% | 2.9% | 4.2% | 6.6% | 4.7% | 3.6% | 0.4% | 4.1% | | 4.1% |
| Aug 2019 | 0.9% | 4.6% | 2.4% | 4.3% | 5.8% | 5.0% | 3.5% | 0.4% | 3.9% | | 3.9% |
| Jul 2019 | 0.7% | 4.0% | 2.8% | 3.9% | 5.2% | 5.4% | 3.2% | 0.4% | 3.6% | | 3.6% |
| Jun 2019 | 1.3% | 4.8% | 2.8% | 4.0% | 6.3% | 6.8% | 3.6% | 0.6% | 4.3% | | 4.3% |
| May 2019 | 1.2% | 4.8% | 2.2% | 4.1% | 5.1% | 4.7% | 3.5% | 0.4% | 3.9% | | 3.9% |
| Apr 2019 | 1.2% | 4.8% | 2.9% | 3.9% | 4.8% | 5.0% | 3.4% | 0.4% | 3.9% | | 3.9% |
| Mar 2019 | 0.9% | 4.5% | 3.0% | 3.7% | 5.6% | 5.2% | 3.3% | 0.5% | 3.8% | | 3.8% |
| Feb 2019 | 0.9% | 5.2% | 2.8% | 4.6% | 6.0% | 5.9% | 3.6% | 0.7% | 4.3% | | 4.3% |
| Jan 2019 | 0.8% | 4.8% | 3.1% | 4.8% | 5.3% | 5.4% | 3.6% | 0.6% | 4.2% | | 4.2% |

RCSI Hospitals Group

| Year/ month | Beaumont Hospital | Cavan General Hospital | Connolly Hospital | Louth County Hospital | Monaghan Hospital | Our Lady of Lourdes Hospital | Rotunda Hospital | Acute Services absence rate | Certified absence | Self- certified absence | Non Covid-19 absence | Covid-19 absence | Total absence rate |
|-------------|----------------------|------------------------------|----------------------|-----------------------------|----------------------|------------------------------------|---------------------|--------------------------------|----------------------|-------------------------------|----------------------------|---------------------|--------------------------|
| 2022 | 6.5% | 9.2% | 6.5% | 11.4% | 7.1% | 8.2% | 6.7% | 7.3% | 4.4% | 0.6% | 5.0% | 2.3% | 7.3% |
| Dec 2022 | 5.8% | 10.2% | 7.3% | 12.8% | 6.7% | 9.4% | 5.0% | 7.3% | 5.1% | 1.0% | 6.1% | 1.2% | 7.30% |
| Nov 2022 | 5.1% | 7.7% | 6.0% | 7.3% | 6.3% | 6.5% | 4.5% | 5.9% | 4.5% | 0.7% | 5.3% | 0.6% | 5.85% |
| Oct 2022 | 5.3% | 7.4% | 6.3% | 9.1% | 8.4% | 6.7% | 5.3% | 6.1% | 4.7% | 0.7% | 5.4% | 0.8% | 6.14% |
| Sep 2022 | 5.1% | 7.6% | 5.8% | 9.8% | 5.7% | 6.0% | 4.8% | 5.8% | 4.6% | 0.6% | 5.2% | 0.6% | 5.82% |
| Aug 2022 | 4.8% | 7.9% | 5.9% | 9.3% | 5.2% | 6.5% | 4.7% | 5.8% | 4.5% | 0.6% | 5.1% | 0.7% | 5.77% |
| Jul 2022 | 5.8% | 9.3% | 6.4% | 13.0% | 9.2% | 7.9% | 11.5% | 7.5% | 4.6% | 0.8% | 5.5% | 2.0% | 7.50% |
| Jun 2022 | 5.7% | 7.8% | 6.5% | 10.1% | 7.5% | 8.6% | 9.2% | 7.0% | 4.4% | 0.6% | 5.0% | 2.0% | 7.05% |
| May 2022 | 4.9% | 7.4% | 5.9% | 10.0% | 5.9% | 7.3% | 5.4% | 6.0% | 4.3% | 0.6% | 4.9% | 1.1% | 6.02% |
| Apr 2022 | 6.2% | 8.8% | 6.3% | 10.6% | 5.9% | 8.0% | 3.6% | 6.8% | 4.0% | 0.6% | 4.6% | 2.2% | 6.76% |
| Mar 2022 | 9.3% | 12.6% | 6.2% | 14.1% | 8.8% | 10.3% | 7.8% | 9.3% | 4.0% | 0.5% | 4.4% | 4.9% | 9.31% |
| Feb 2022 | 8.8% | 10.1% | 6.4% | 14.7% | 6.5% | 10.0% | 8.7% | 9.0% | 4.1% | 0.4% | 4.5% | 4.5% | 8.95% |
| Jan 2022 | 11.3% | 13.9% | 8.7% | 16.4% | 9.4% | 11.3% | 11.5% | 11.4% | 4.2% | 0.4% | 4.6% | 6.8% | 11.35% |
| 2021 | 6.4% | 7.1% | 5.0% | 12.6% | 6.3% | 7.4% | 5.2% | 6.5% | 3.8% | 0.4% | 4.3% | 2.3% | 6.5% |
| Dec 2021 | 8.3% | 9.6% | 6.7% | 12.6% | 4.6% | 10.2% | 6.4% | 8.5% | 4.3% | 0.5% | 4.8% | 3.7% | 8.47% |
| Nov 2021 | 8.3% | 8.6% | 5.7% | 13.0% | 2.9% | 8.9% | 5.9% | 7.9% | 4.3% | 0.6% | 4.9% | 3.0% | 7.90% |
| Oct 2021 | 6.8% | 7.3% | 5.7% | 12.8% | 5.0% | 8.0% | 6.4% | 7.0% | 4.6% | 0.6% | 5.2% | 1.8% | 7.02% |
| Sep 2021 | 5.8% | 7.3% | 5.0% | 11.0% | 3.6% | 7.1% | 5.9% | 6.3% | 4.4% | 0.5% | 4.9% | 1.4% | 6.26% |
| Aug 2021 | 6.2% | 6.4% | 4.7% | 10.3% | 4.7% | 7.0% | 5.1% | 6.2% | 4.2% | 0.4% | 4.7% | 1.5% | 6.16% |
| Jul 2021 | 4.8% | 5.2% | 4.1% | 8.6% | 3.8% | 5.8% | 4.9% | 5.0% | 3.7% | 0.4% | 4.1% | 1.0% | 5.03% |
| Jun 2021 | 4.3% | 6.1% | 3.6% | 9.0% | 1.7% | 5.7% | 4.1% | 4.8% | 3.5% | 0.5% | 4.0% | 0.8% | 4.76% |
| May 2021 | 5.0% | 5.4% | 3.2% | 7.4% | 3.3% | 4.4% | 3.8% | 4.6% | 3.2% | 0.4% | 3.6% | 0.9% | 4.56% |
| Apr 2021 | 4.2% | 5.3% | 2.7% | 10.1% | 3.1% | 5.4% | 3.8% | 4.4% | 3.0% | 0.3% | 3.3% | 1.1% | 4.45% |
| Mar 2021 | 5.4% | 6.5% | 3.8% | 10.4% | 5.2% | 4.9% | 4.0% | 5.2% | 3.3% | 0.3% | 3.6% | 1.6% | 5.20% |
| Feb 2021 | 6.3% | 7.9% | 6.5% | 15.8% | 12.7% | 8.3% | 4.4% | 7.0% | 3.5% | 0.5% | 4.0% | 3.0% | 7.05% |
| Jan 2021 | 11.0% | 9.2% | 8.8% | 31.8% | 31.0% | 14.4% | 8.1% | 11.6% | 3.7% | 0.3% | 4.0% | 7.7% | 11.64% |
| 2020 | 6.2% | 7.7% | 5.0% | 7.3% | 6.2% | 7.4% | 4.8% | 6.3% | 3.5% | 0.4% | 3.9% | 2.5% | 6.3% |
| Dec 2020 | 7.1% | 6.3% | 4.2% | 11.4% | 7.1% | 7.9% | 4.2% | 6.6% | 3.3% | 0.3% | 3.6% | 3.0% | 6.58% |
| Nov 2020 | 5.6% | 6.5% | 5.4% | 9.8% | 4.9% | 7.9% | 4.9% | 6.2% | 3.5% | 0.3% | 3.8% | 2.4% | 6.17% |
| Oct 2020 | 6.1% | 10.2% | 5.4% | 8.3% | 7.5% | 8.3% | 5.6% | 6.9% | 3.7% | 0.3% | 4.0% | 2.8% | 6.88% |
| Sep 2020 | 6.3% | 6.8% | 4.7% | 7.1% | 6.8% | 6.3% | 4.6% | 6.0% | 3.7% | 0.4% | 4.1% | 1.9% | 6.01% |
| Aug 2020 | 4.0% | 6.3% | 1.3% | 5.3% | 6.1% | 5.4% | 4.0% | 4.2% | 3.1% | 0.3% | 3.4% | 0.7% | 4.17% |
| Jul 2020 | 3.7% | 5.8% | 3.8% | 5.1% | 2.9% | 4.7% | 3.2% | 4.1% | 3.0% | 0.4% | 3.4% | 0.7% | 4.13% |
| Jun 2020 | 4.0% | 6.0% | 5.7% | 5.5% | 4.3% | 5.4% | 3.4% | 4.7% | 3.3% | 0.3% | 3.6% | 1.1% | 4.74% |
| May 2020 | 6.9% | 8.4% | 5.4% | 6.8% | 5.8% | 7.7% | 4.4% | 6.8% | 3.7% | 0.3% | 4.0% | 2.7% | 6.76% |
| Apr 2020 | 15.4% | 17.6% | 10.5% | 10.6% | 13.9% | 14.3% | 10.8% | 14.2% | 3.8% | 0.2% | 3.9% | 10.2% | 14.15% |
| Mar 2020 | 7.9% | 8.0% | 6.0% | 7.4% | 6.1% | 9.4% | 5.1% | 7.6% | 3.4% | 0.4% | 3.8% | 3.8% | 7.61% |
| Feb 2020 | 3.7% | 4.9% | 3.3% | 3.9% | 4.6% | 5.4% | 3.9% | 4.1% | 3.6% | 0.5% | 4.1% | | 4.13% |
| Jan 2020 | 3.7% | 6.0% | 3.4% | 6.3% | 5.0% | 6.0% | 3.9% | 4.4% | 3.9% | 0.6% | 4.4% | | 4.42% |
| 2019 | 3.4% | 4.9% | 3.6% | 6.0% | 5.6% | 5.4% | 3.5% | 4.0% | 3.5% | 0.5% | 4.0% | | 4.0% |
| Dec 2019 | 3.5% | 5.5% | 3.0% | 6.8% | 4.1% | 6.5% | 3.7% | 4.3% | 3.7% | 0.6% | 4.3% | | 4.29% |
| Nov 2019 | 3.8% | 5.0% | 3.3% | 6.9% | 5.5% | 5.4% | 3.8% | 4.3% | 3.7% | 0.6% | 4.3% | | 4.26% |
| Oct 2019 | 3.2% | 5.5% | 3.5% | 7.0% | 3.6% | 5.3% | 3.7% | 4.0% | 3.6% | 0.5% | 4.0% | | 4.03% |
| Sep 2019 | 3.8% | 4.8% | 2.7% | 8.2% | 5.5% | 5.1% | 3.0% | 4.1% | 3.6% | 0.4% | 4.1% | | 4.06% |
| Aug 2019 | 3.4% | 4.9% | 2.7% | 7.3% | 6.1% | 5.0% | 3.5% | 3.9% | 3.5% | 0.4% | 3.9% | | 3.91% |
| Jul 2019 | 3.0% | 3.8% | 3.0% | 5.8% | 6.5% | 5.0% | 3.4% | 3.6% | 3.2% | 0.4% | 3.6% | | 3.63% |
| Jun 2019 | 3.4% | 4.8% | 5.0% | 5.0% | 6.1% | 5.6% | 3.4% | 4.3% | 3.6% | 0.6% | 4.3% | | 4.27% |
| May 2019 | 2.7% | 4.7% | 4.4% | 4.6% | 6.6% | 5.4% | 3.5% | 3.9% | 3.5% | 0.4% | 3.9% | | 3.85% |
| Apr 2019 | 3.1% | 5.2% | 3.9% | 3.6% | 5.6% | 5.1% | 3.4% | 3.9% | 3.4% | 0.4% | 3.9% | | 3.89% |
| Mar 2019 | 3.2% | 4.8% | 3.8% | 4.9% | 3.5% | 4.8% | 3.5% | 3.8% | 3.3% | 0.5% | 3.8% | | 3.84% |

RCSI Hospitals Group

| Year/ month | Beaumont Hospital | Cavan General Hospital | Connolly Hospital | Louth County Hospital | Monaghan Hospital | Our Lady of Lourdes Hospital | Rotunda Hospital | Acute Services absence rate | Certified absence | Self-certified absence | Non Covid-19 absence | Covid-19 absence | Total absence rate |
|-------------|-------------------|------------------------|-------------------|-----------------------|-------------------|------------------------------|------------------|-----------------------------|-------------------|------------------------|----------------------|------------------|--------------------|
| Feb 2019 | 3.6% | 5.0% | 3.9% | 5.4% | 7.2% | 6.2% | 3.2% | 4.3% | 3.6% | 0.7% | 4.3% | | 4.33% |
| Jan 2019 | 3.8% | 5.4% | 3.5% | 5.7% | 6.4% | 6.1% | 3.7% | 4.2% | 3.6% | 0.6% | 4.2% | | 4.16% |



RCSI Hospitals Group

| Year/ month | Health Service Executive | Section 38 Hospitals | Acute Services absence rate | Certified absence | Self-certified absence | Non Covid-19 absence | Covid-19 absence | Total absence rate |
|-------------|--------------------------|----------------------|-----------------------------|-------------------|------------------------|----------------------|------------------|--------------------|
| 2022 | 8.0% | 6.5% | 7.3% | 4.4% | 0.6% | 5.0% | 2.3% | 7.3% |
| Dec 2022 | 9.0% | 5.7% | 7.3% | 5.1% | 1.0% | 6.1% | 1.2% | 7.3% |
| Nov 2022 | 6.7% | 5.0% | 5.9% | 4.5% | 0.7% | 5.3% | 0.6% | 5.9% |
| Oct 2022 | 7.0% | 5.3% | 6.1% | 4.7% | 0.7% | 5.4% | 0.8% | 6.1% |
| Sep 2022 | 6.5% | 5.1% | 5.8% | 4.6% | 0.6% | 5.2% | 0.6% | 5.8% |
| Aug 2022 | 6.8% | 4.7% | 5.8% | 4.5% | 0.6% | 5.1% | 0.7% | 5.8% |
| Jul 2022 | 8.1% | 6.9% | 7.5% | 4.6% | 0.8% | 5.5% | 2.0% | 7.5% |
| Jun 2022 | 7.8% | 6.2% | 7.0% | 4.4% | 0.6% | 5.0% | 2.0% | 7.0% |
| May 2022 | 7.0% | 5.0% | 6.0% | 4.3% | 0.6% | 4.9% | 1.1% | 6.0% |
| Apr 2022 | 7.7% | 5.8% | 6.8% | 4.0% | 0.6% | 4.6% | 2.2% | 6.8% |
| Mar 2022 | 9.5% | 9.1% | 9.3% | 4.0% | 0.5% | 4.4% | 4.9% | 9.3% |
| Feb 2022 | 9.1% | 8.7% | 9.0% | 4.1% | 0.4% | 4.5% | 4.5% | 9.0% |
| Jan 2022 | 11.4% | 11.4% | 11.4% | 4.2% | 0.4% | 4.6% | 6.8% | 11.4% |
| 2021 | 6.9% | 6.2% | 6.5% | 3.8% | 0.4% | 4.3% | 2.3% | 6.5% |
| Dec 2021 | 8.9% | 8.0% | 8.5% | 4.3% | 0.5% | 4.8% | 3.7% | 8.5% |
| Nov 2021 | 7.9% | 7.8% | 7.9% | 4.3% | 0.6% | 4.9% | 3.0% | 7.9% |
| Oct 2021 | 7.3% | 6.7% | 7.0% | 4.6% | 0.6% | 5.2% | 1.8% | 7.0% |
| Sep 2021 | 6.7% | 5.8% | 6.3% | 4.4% | 0.5% | 4.9% | 1.4% | 6.3% |
| Aug 2021 | 6.3% | 6.0% | 6.2% | 4.2% | 0.4% | 4.7% | 1.5% | 6.2% |
| Jul 2021 | 5.3% | 4.8% | 5.0% | 3.7% | 0.4% | 4.1% | 1.0% | 5.0% |
| Jun 2021 | 5.3% | 4.2% | 4.8% | 3.5% | 0.5% | 4.0% | 0.8% | 4.8% |
| May 2021 | 4.3% | 4.8% | 4.6% | 3.2% | 0.4% | 3.6% | 0.9% | 4.6% |
| Apr 2021 | 4.7% | 4.2% | 4.4% | 3.0% | 0.3% | 3.3% | 1.1% | 4.4% |
| Mar 2021 | 5.2% | 5.2% | 5.2% | 3.3% | 0.3% | 3.6% | 1.6% | 5.2% |
| Feb 2021 | 8.1% | 5.9% | 7.0% | 3.5% | 0.5% | 4.0% | 3.0% | 7.0% |
| Jan 2021 | 12.8% | 10.5% | 11.6% | 3.7% | 0.3% | 4.0% | 7.7% | 11.6% |
| 2020 | 6.7% | 6.0% | 6.3% | 3.5% | 0.4% | 3.9% | 2.5% | 6.3% |
| Dec 2020 | 6.5% | 6.7% | 6.6% | 3.3% | 0.3% | 3.6% | 3.0% | 6.6% |
| Nov 2020 | 6.9% | 5.5% | 6.2% | 3.5% | 0.3% | 3.8% | 2.4% | 6.2% |
| Oct 2020 | 7.8% | 6.0% | 6.9% | 3.7% | 0.3% | 4.0% | 2.8% | 6.9% |
| Sep 2020 | 6.0% | 6.0% | 6.0% | 3.7% | 0.4% | 4.1% | 1.9% | 6.0% |
| Aug 2020 | 4.3% | 4.0% | 4.2% | 3.1% | 0.3% | 3.4% | 0.7% | 4.2% |
| Jul 2020 | 4.7% | 3.6% | 4.1% | 3.0% | 0.4% | 3.4% | 0.7% | 4.1% |
| Jun 2020 | 5.6% | 3.9% | 4.7% | 3.3% | 0.3% | 3.6% | 1.1% | 4.7% |
| May 2020 | 7.1% | 6.5% | 6.8% | 3.7% | 0.3% | 4.0% | 2.7% | 6.8% |
| Apr 2020 | 13.6% | 14.6% | 14.2% | 3.8% | 0.2% | 3.9% | 10.2% | 14.2% |
| Mar 2020 | 7.9% | 7.4% | 7.6% | 3.4% | 0.4% | 3.8% | 3.8% | 7.6% |
| Feb 2020 | 4.6% | 3.7% | 4.1% | 3.6% | 0.5% | 4.1% | | 4.1% |
| Jan 2020 | 5.2% | 3.7% | 4.4% | 3.9% | 0.6% | 4.4% | | 4.4% |
| 2019 | 4.7% | 3.4% | 4.0% | 3.5% | 0.5% | 4.0% | | 4.0% |
| Dec 2019 | 5.2% | 3.5% | 4.3% | 3.7% | 0.6% | 4.3% | | 4.3% |
| Nov 2019 | 4.8% | 3.8% | 4.3% | 3.7% | 0.6% | 4.3% | | 4.3% |
| Oct 2019 | 4.9% | 3.3% | 4.0% | 3.6% | 0.5% | 4.0% | | 4.0% |
| Sep 2019 | 4.5% | 3.6% | 4.1% | 3.6% | 0.4% | 4.1% | | 4.1% |

RCSI Hospitals Group

| Year/ month | Health Service Executive | Section 38 Hospitals | Acute Services absence rate | Certified absence | Self- certified absence | Non Covid-19 absence | Covid-19 absence | Total absence rate |
|-------------|--------------------------------|-------------------------|-----------------------------------|----------------------|-------------------------------|----------------------------|---------------------|--------------------------|
| Aug 2019 | 4.4% | 3.4% | 3.9% | 3.5% | 0.4% | 3.9% | | 3.9% |
| Jul 2019 | 4.2% | 3.0% | 3.6% | 3.2% | 0.4% | 3.6% | | 3.6% |
| Jun 2019 | 5.2% | 3.4% | 4.3% | 3.6% | 0.6% | 4.3% | | 4.3% |
| May 2019 | 4.9% | 2.8% | 3.9% | 3.5% | 0.4% | 3.9% | | 3.9% |
| Apr 2019 | 4.6% | 3.2% | 3.9% | 3.4% | 0.4% | 3.9% | | 3.9% |
| Mar 2019 | 4.5% | 3.2% | 3.8% | 3.3% | 0.5% | 3.8% | | 3.8% |
| Feb 2019 | 5.2% | 3.5% | 4.3% | 3.6% | 0.7% | 4.3% | | 4.3% |
| Jan 2019 | 4.7% | 3.8% | 4.2% | 3.6% | 0.6% | 4.2% | | 4.2% |
| 2018 | 4.9% | 3.3% | 4.1% | 3.7% | 0.5% | 4.1% | | 4.1% |
| Dec 2018 | 4.8% | 3.6% | 4.2% | 3.7% | 0.5% | 4.2% | | 4.2% |
| Nov 2018 | 4.7% | 3.2% | 4.0% | 3.5% | 0.5% | 4.0% | | 4.0% |
| Oct 2018 | 5.7% | 3.3% | 4.5% | 4.0% | 0.5% | 4.5% | | 4.5% |
| Sep 2018 | 4.3% | 3.4% | 3.8% | 3.3% | 0.5% | 3.8% | | 3.8% |
| Aug 2018 | 4.4% | 3.2% | 3.8% | 3.4% | 0.4% | 3.8% | | 3.8% |
| Jul 2018 | 4.4% | 3.1% | 3.8% | 3.4% | 0.4% | 3.8% | | 3.8% |
| Jun 2018 | 4.3% | 3.0% | 3.6% | 3.3% | 0.4% | 3.6% | | 3.6% |
| May 2018 | 4.2% | 3.2% | 3.7% | 3.3% | 0.4% | 3.7% | | 3.7% |
| Apr 2018 | 4.8% | 3.2% | 4.0% | 3.5% | 0.4% | 4.0% | | 4.0% |
| Mar 2018 | 5.2% | 3.0% | 4.0% | 3.7% | 0.4% | 4.0% | | 4.0% |
| Feb 2018 | 5.6% | 3.7% | 4.6% | 4.2% | 0.5% | 4.6% | | 4.6% |
| Jan 2018 | 6.6% | 4.1% | 5.3% | 4.7% | 0.6% | 5.3% | | 5.3% |

