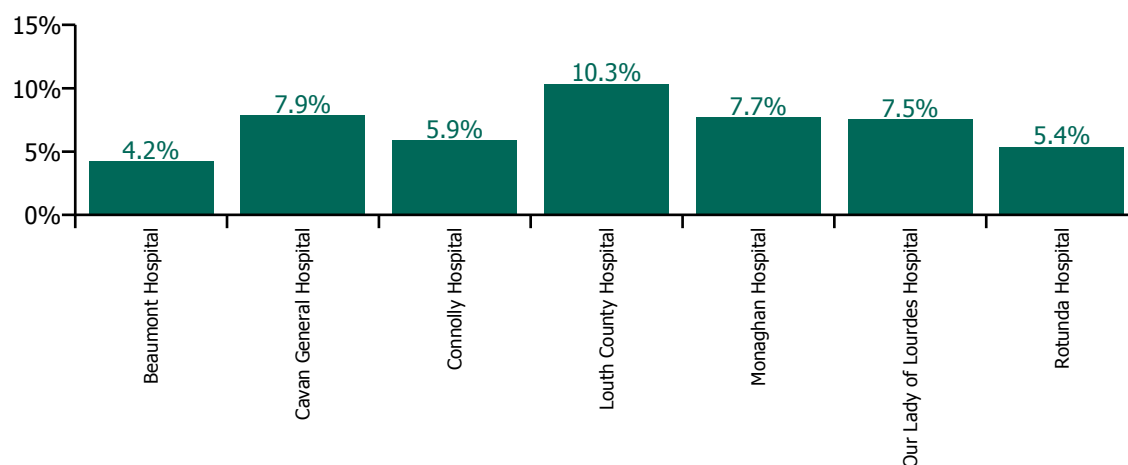


## December 2023

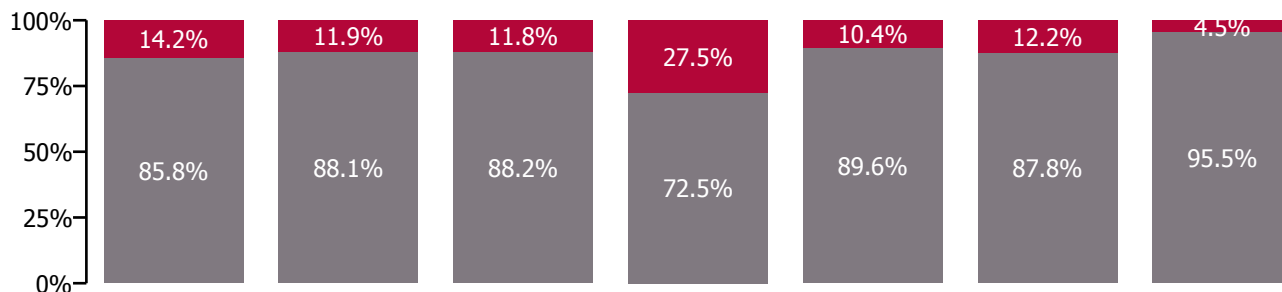
Health Service Absence Rate - by Staff Category: Dec 2023	Certified absence	Self-certified absence	Non Covid-19 absence	Covid-19 absence	Total absence rate	% Non Covid-19 absence	% Covid-19 absence
<b>RCSI Hospitals Group</b>	<b>4.2%</b>	<b>0.8%</b>	<b>5.0%</b>	<b>0.7%</b>	<b>5.7%</b>	<b>87.3%</b>	<b>12.7%</b>
Medical & Dental	0.8%	0.2%	1.1%	0.1%	1.2%	90.5%	9.5%
Nursing & Midwifery	5.2%	1.0%	6.2%	0.8%	7.0%	88.3%	11.7%
Health & Social Care Professionals	2.8%	0.5%	3.3%	0.6%	3.9%	84.2%	15.8%
Management & Administrative	4.1%	0.6%	4.6%	0.7%	5.4%	86.6%	13.4%
General Support	5.5%	0.9%	6.4%	1.0%	7.4%	86.1%	13.9%
Patient & Client Care	6.6%	1.1%	7.7%	1.2%	8.9%	86.5%	13.5%

Health Service Absence Rate - by Hospital: Dec 2023	Certified absence	Self-certified absence	Non Covid-19 absence	Covid-19 absence	Total absence rate	% Non Covid-19 absence	% Covid-19 absence
<b>RCSI Hospitals Group</b>	<b>4.2%</b>	<b>0.8%</b>	<b>5.0%</b>	<b>0.7%</b>	<b>5.7%</b>	<b>87.3%</b>	<b>12.7%</b>
Beaumont Hospital	3.0%	0.6%	3.6%	0.6%	4.2%	85.8%	14.2%
Cavan General Hospital	6.1%	0.9%	6.9%	0.9%	7.9%	88.1%	11.9%
Connolly Hospital	4.2%	1.0%	5.2%	0.7%	5.9%	88.2%	11.8%
Louth County Hospital	6.6%	0.9%	7.5%	2.8%	10.3%	72.5%	27.5%
Monaghan Hospital	6.5%	0.4%	6.9%	0.8%	7.7%	89.6%	10.4%
Our Lady of Lourdes Hospital	5.7%	0.9%	6.6%	0.9%	7.5%	87.8%	12.2%
Rotunda Hospital	4.3%	0.8%	5.1%	0.2%	5.4%	95.5%	4.5%

Total absence rate

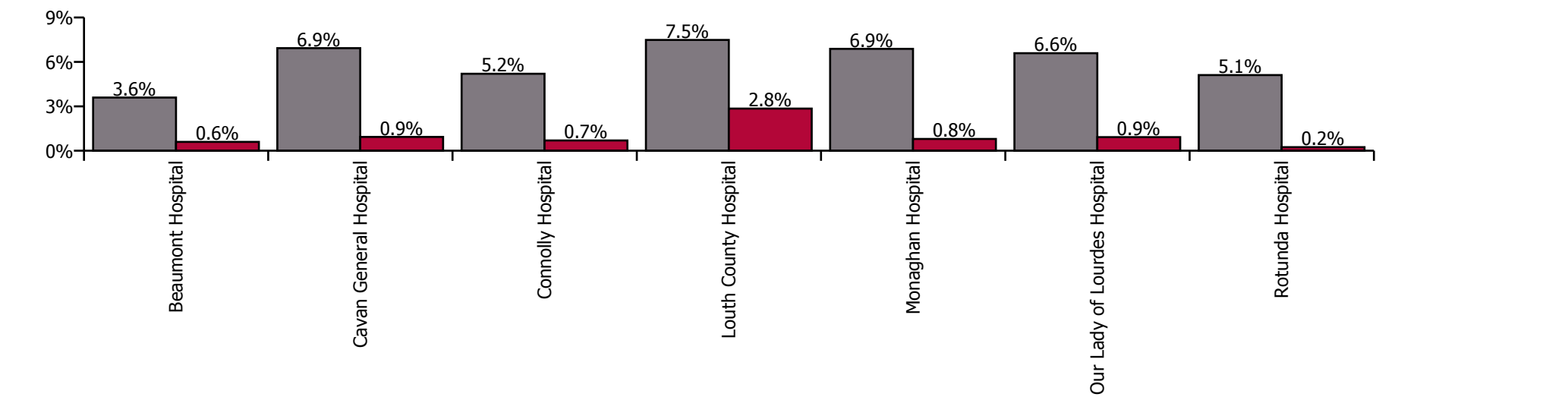


% of Absence Non Covid-19 / Covid-19



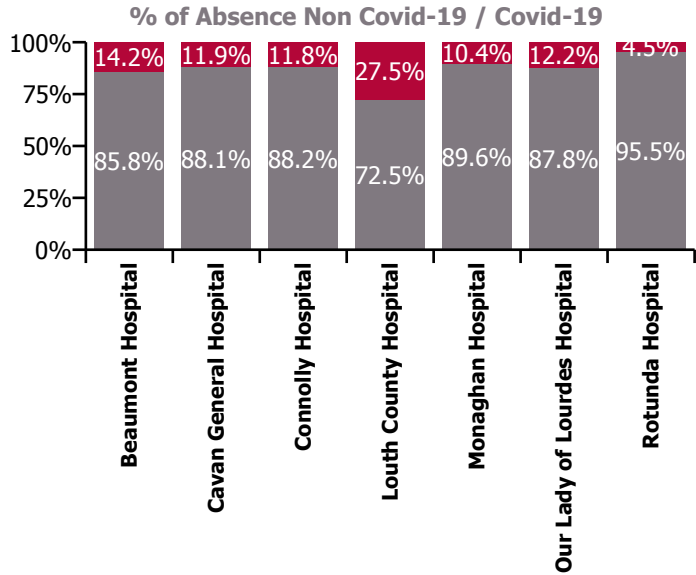
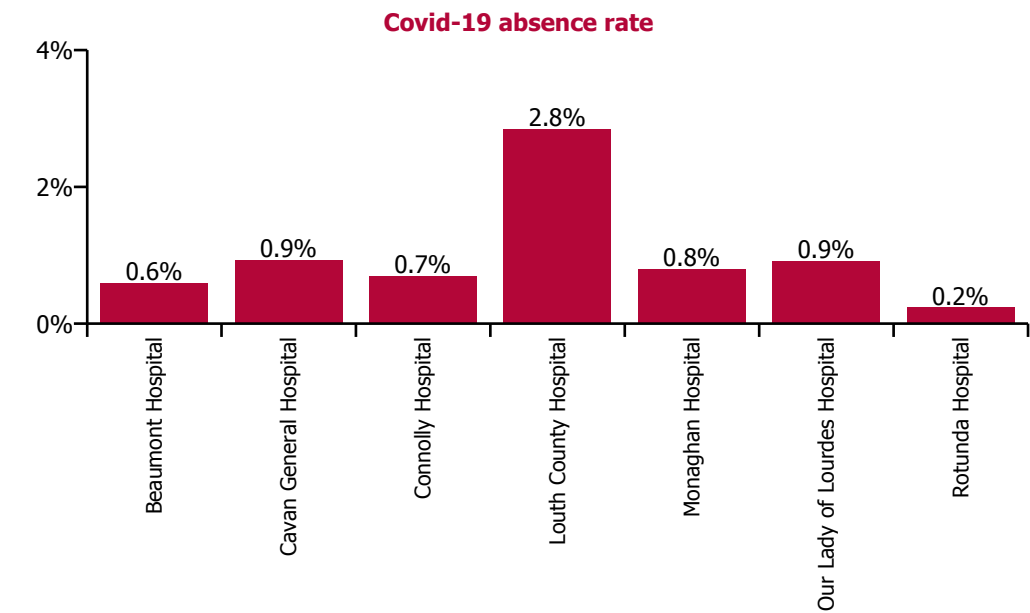
December 2023

Health Service Absence Rate by Hospital: Dec 2023	Medical & Dental	Nursing & Midwifery	Health & Social Care Professionals	Management & Administrative	General Support	Patient & Client Care	Certified absence	Self-certified absence	Non Covid-19 absence	Covid-19 absence	Total absence rate
RCSI Hospitals Group	1.2%	7.0%	3.9%	5.4%	7.4%	8.9%	4.2%	0.8%	5.0%	0.7%	5.7%
Beaumont Hospital	0.8%	4.9%	2.3%	3.8%	6.6%	6.9%	3.0%	0.6%	3.6%	0.6%	4.2%
Cavan General Hospital	3.4%	10.8%	4.1%	5.0%	4.3%	11.6%	6.1%	0.9%	6.9%	0.9%	7.9%
Connolly Hospital	0.6%	7.9%	6.5%	6.1%	5.8%	7.4%	4.2%	1.0%	5.2%	0.7%	5.9%
Louth County Hospital	0.0%	11.1%	6.7%	11.0%	6.6%	15.1%	6.6%	0.9%	7.5%	2.8%	10.3%
Monaghan Hospital	0.0%	7.4%	1.0%	0.0%	37.8%	12.6%	6.5%	0.4%	6.9%	0.8%	7.7%
Our Lady of Lourdes Hospital	1.4%	9.4%	6.3%	7.4%	11.1%	10.7%	5.7%	0.9%	6.6%	0.9%	7.5%
Rotunda Hospital	0.5%	5.3%	3.9%	6.9%	9.0%	7.6%	4.3%	0.8%	5.1%	0.2%	5.4%



December 2023

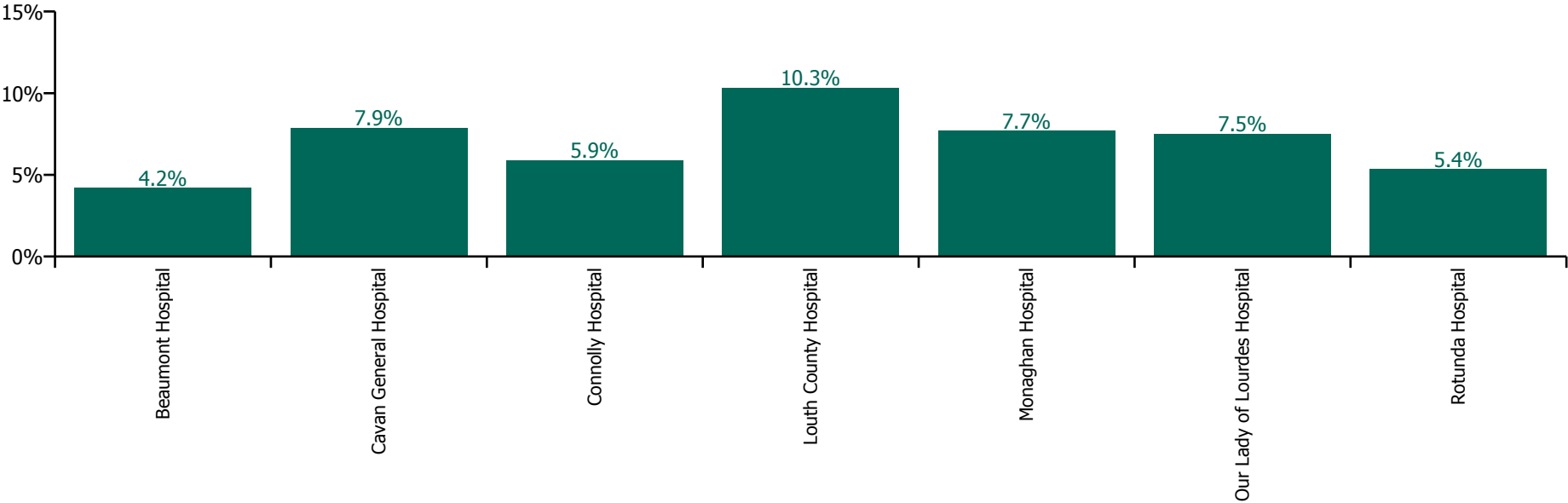
Health Service Covid-19 Absence Rate - by Staff Category & Hospital: Dec 2023	Medical & Dental	Nursing & Midwifery	Health & Social Care Professionals	Management & Administrative	General Support	Patient & Client Care	Covid-19 absence	Non Covid-19 absence	Total absence rate
RCSI Hospitals Group	0.1%	0.8%	0.6%	5.4%	1.0%	1.2%	0.7%	5.0%	5.7%
Beaumont Hospital	0.0%	0.6%	0.6%	3.8%	1.1%	1.1%	0.6%	3.6%	4.2%
Cavan General Hospital	0.7%	1.0%	0.2%	5.0%	1.1%	2.2%	0.9%	6.9%	7.9%
Connolly Hospital	0.2%	0.9%	0.9%	6.1%	0.3%	0.8%	0.7%	5.2%	5.9%
Louth County Hospital	0.0%	3.0%	2.6%	11.0%	1.3%	3.9%	2.8%	7.5%	10.3%
Monaghan Hospital	0.0%	1.0%	0.0%	0.0%	7.3%	0.7%	0.8%	6.9%	7.7%
Our Lady of Lourdes Hospital	0.0%	1.3%	0.4%	7.4%	1.7%	0.8%	0.9%	6.6%	7.5%
Rotunda Hospital	0.0%	0.0%	1.1%	6.9%	0.1%	0.0%	0.2%	5.1%	5.4%



December 2023

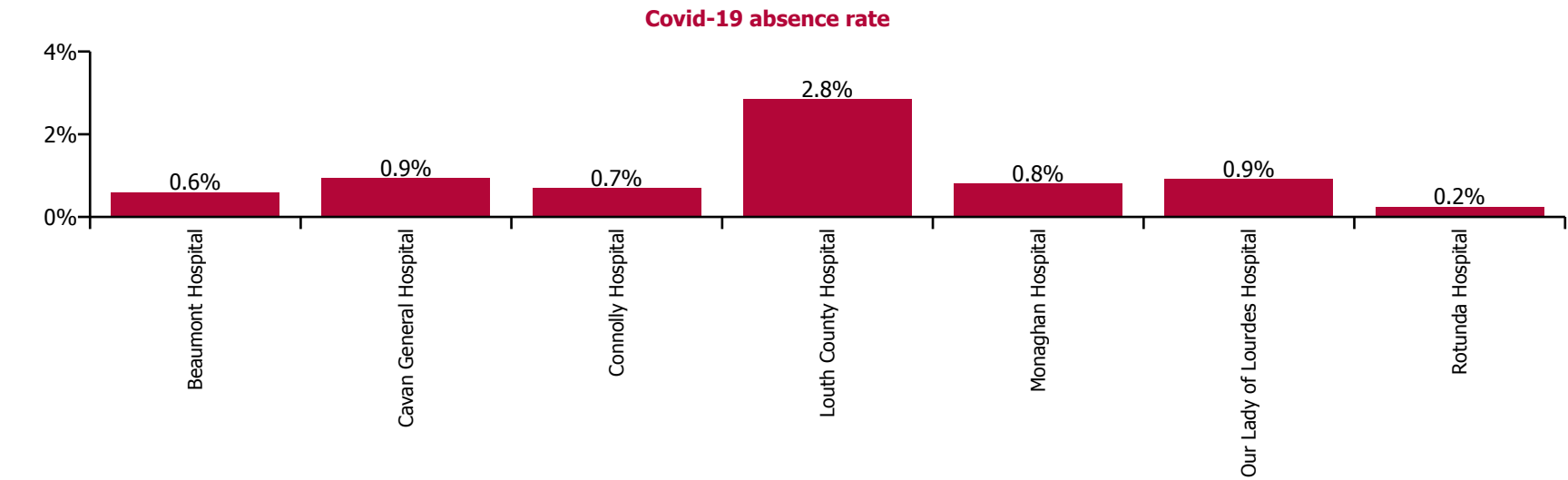
Health Service Absence Rate - by Hospital & Staff Category: Dec 2023	Medical & Dental	Nursing & Midwifery	Health & Social Care Professionals	Management & Administrative	General Support	Patient & Client Care	Certified absence	Self-certified absence	Non Covid-19 absence	Covid-19 absence	Total absence rate
RCSI Hospitals Group	1.2%	7.0%	3.9%	5.4%	7.4%	8.9%	4.2%	0.8%	5.0%	0.7%	5.7%
Beaumont Hospital	0.8%	4.9%	2.3%	3.8%	6.6%	6.9%	3.0%	0.6%	3.6%	0.6%	4.2%
Cavan General Hospital	3.4%	10.8%	4.1%	5.0%	4.3%	11.6%	6.1%	0.9%	6.9%	0.9%	7.9%
Connolly Hospital	0.6%	7.9%	6.5%	6.1%	5.8%	7.4%	4.2%	1.0%	5.2%	0.7%	5.9%
Louth County Hospital	0.0%	11.1%	6.7%	11.0%	6.6%	15.1%	6.6%	0.9%	7.5%	2.8%	10.3%
Monaghan Hospital	0.0%	7.4%	1.0%	0.0%	37.8%	12.6%	6.5%	0.4%	6.9%	0.8%	7.7%
Our Lady of Lourdes Hospital	1.4%	9.4%	6.3%	7.4%	11.1%	10.7%	5.7%	0.9%	6.6%	0.9%	7.5%
Rotunda Hospital	0.5%	5.3%	3.9%	6.9%	9.0%	7.6%	4.3%	0.8%	5.1%	0.2%	5.4%

Total absence rate



December 2023

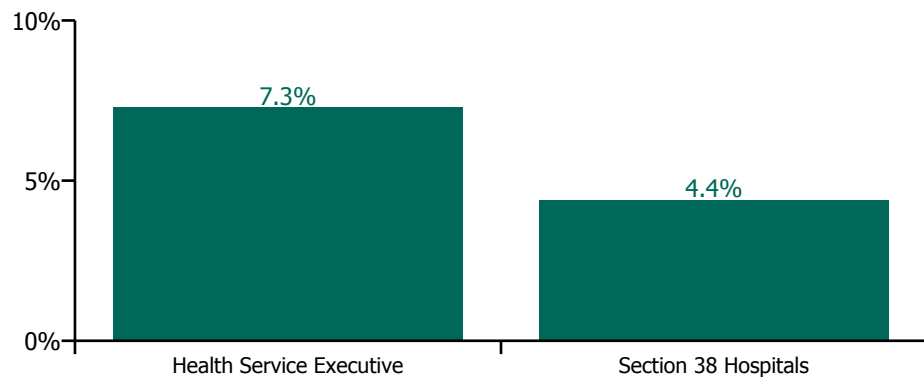
Health Service Covid-19 Absence Rate - by Staff Category & Hospital: Dec 2023	Medical & Dental	Nursing & Midwifery	Health & Social Care Professionals	Management & Administrative	General Support	Patient & Client Care	Covid-19 absence	Non Covid-19 absence	Total absence rate
RCSI Hospitals Group	0.1%	0.8%	0.6%	5.4%	1.0%	1.2%	0.7%	5.0%	5.7%
Beaumont Hospital	0.0%	0.6%	0.6%	3.8%	1.1%	1.1%	0.6%	3.6%	4.2%
Cavan General Hospital	0.7%	1.0%	0.2%	5.0%	1.1%	2.2%	0.9%	6.9%	7.9%
Connolly Hospital	0.2%	0.9%	0.9%	6.1%	0.3%	0.8%	0.7%	5.2%	5.9%
Louth County Hospital	0.0%	3.0%	2.6%	11.0%	1.3%	3.9%	2.8%	7.5%	10.3%
Monaghan Hospital	0.0%	1.0%	0.0%	0.0%	7.3%	0.7%	0.8%	6.9%	7.7%
Our Lady of Lourdes Hospital	0.0%	1.3%	0.4%	7.4%	1.7%	0.8%	0.9%	6.6%	7.5%
Rotunda Hospital	0.0%	0.0%	1.1%	6.9%	0.1%	0.0%	0.2%	5.1%	5.4%



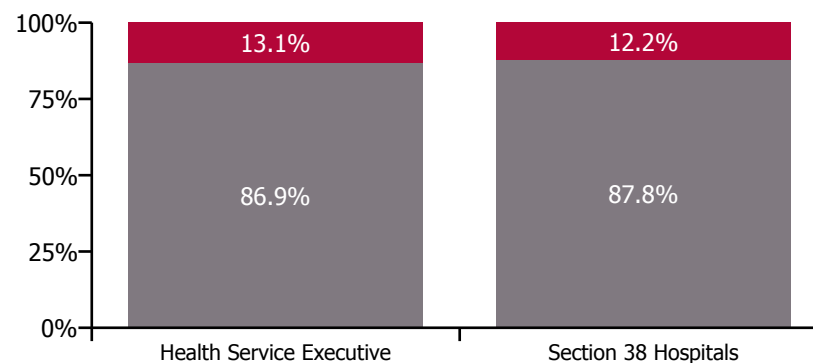
## December 2023

Health Service Absence Rate - by Admin & Hospital: Dec 2023	Medical & Dental	Nursing & Midwifery	Health & Social Care Professionals	Management & Administrative	General Support	Patient & Client Care	Certified absence	Self-certified absence	Non Covid-19 absence	Covid-19 absence	Total absence rate
<b>RCSI Hospitals Group</b>	<b>1.2%</b>	<b>7.0%</b>	<b>3.9%</b>	<b>5.4%</b>	<b>7.4%</b>	<b>8.9%</b>	<b>4.2%</b>	<b>0.8%</b>	<b>5.0%</b>	<b>0.7%</b>	<b>5.7%</b>
<b>Health Service Executive</b>	<b>1.6%</b>	<b>9.4%</b>	<b>5.6%</b>	<b>6.6%</b>	<b>7.9%</b>	<b>10.4%</b>	<b>5.4%</b>	<b>0.9%</b>	<b>6.3%</b>	<b>1.0%</b>	<b>7.3%</b>
Cavan General Hospital	3.4%	10.8%	4.1%	5.0%	4.3%	11.6%	6.1%	0.9%	6.9%	0.9%	7.9%
Connolly Hospital	0.6%	7.9%	6.5%	6.1%	5.8%	7.4%	4.2%	1.0%	5.2%	0.7%	5.9%
Louth County Hospital	0.0%	11.1%	6.7%	11.0%	6.6%	15.1%	6.6%	0.9%	7.5%	2.8%	10.3%
Monaghan Hospital	0.0%	7.4%	1.0%	0.0%	37.8%	12.6%	6.5%	0.4%	6.9%	0.8%	7.7%
Our Lady of Lourdes Hospital	1.4%	9.4%	6.3%	7.4%	11.1%	10.7%	5.7%	0.9%	6.6%	0.9%	7.5%
<b>Section 38 Hospitals</b>	<b>0.8%</b>	<b>5.0%</b>	<b>2.5%</b>	<b>4.4%</b>	<b>7.1%</b>	<b>7.0%</b>	<b>3.2%</b>	<b>0.7%</b>	<b>3.9%</b>	<b>0.5%</b>	<b>4.4%</b>
Beaumont Hospital	0.8%	4.9%	2.3%	3.8%	6.6%	6.9%	3.0%	0.6%	3.6%	0.6%	4.2%
Rotunda Hospital	0.5%	5.3%	3.9%	6.9%	9.0%	7.6%	4.3%	0.8%	5.1%	0.2%	5.4%

**Total absence rate**



**Non Covid-19 & Covid-19 Absence**



## December 2023

Beaumont Hospital absence by Staff Category	Certified absence	Self-certified absence	Non Covid-19 absence	Covid-19 absence	Total absence rate	% Non Covid-19 absence	% Covid-19 absence
<b>Beaumont Hospital</b>	<b>3.0%</b>	<b>0.6%</b>	<b>3.6%</b>	<b>0.6%</b>	<b>4.2%</b>	<b>85.8%</b>	<b>14.2%</b>
Medical & Dental	0.6%	0.2%	0.8%	0.0%	0.8%	97.2%	2.8%
Nursing & Midwifery	3.5%	0.8%	4.3%	0.6%	4.9%	87.2%	12.8%
Health & Social Care Professionals	1.4%	0.4%	1.8%	0.6%	2.3%	76.3%	23.7%
Management & Administrative	3.0%	0.4%	3.4%	0.4%	3.8%	89.0%	11.0%
General Support	4.6%	0.8%	5.4%	1.1%	6.6%	82.7%	17.3%
Patient & Client Care	4.9%	1.0%	5.8%	1.1%	6.9%	84.5%	15.5%

## December 2023

Cavan General Hospital absence by Staff Category	Certified absence	Self-certified absence	Non Covid-19 absence	Covid-19 absence	Total absence rate	% Non Covid-19 absence	% Covid-19 absence
<b>Cavan General Hospital</b>	<b>6.1%</b>	<b>0.9%</b>	<b>6.9%</b>	<b>0.9%</b>	<b>7.9%</b>	<b>88.1%</b>	<b>11.9%</b>
Medical & Dental	1.6%	1.1%	2.7%	0.7%	3.4%	79.2%	20.8%
Nursing & Midwifery	8.8%	1.0%	9.8%	1.0%	10.8%	90.9%	9.1%
Health & Social Care Professionals	3.4%	0.5%	3.9%	0.2%	4.1%	93.9%	6.1%
Management & Administrative	4.2%	0.7%	4.9%	0.1%	5.0%	98.6%	1.4%
General Support	3.0%	0.2%	3.2%	1.1%	4.3%	74.9%	25.1%
Patient & Client Care	8.2%	1.1%	9.3%	2.2%	11.6%	80.7%	19.3%

## December 2023

Connolly Hospital absence by Staff Category	Certified absence	Self-certified absence	Non Covid-19 absence	Covid-19 absence	Total absence rate	% Non Covid-19 absence	% Covid-19 absence
<b>Connolly Hospital</b>	<b>4.2%</b>	<b>1.0%</b>	<b>5.2%</b>	<b>0.7%</b>	<b>5.9%</b>	<b>88.2%</b>	<b>11.8%</b>
Medical & Dental	0.3%	0.1%	0.4%	0.2%	0.6%	72.2%	27.8%
Nursing & Midwifery	5.5%	1.4%	7.0%	0.9%	7.9%	88.1%	11.9%
Health & Social Care Professionals	4.6%	1.0%	5.6%	0.9%	6.5%	86.5%	13.5%
Management & Administrative	4.8%	0.5%	5.3%	0.8%	6.1%	87.5%	12.5%
General Support	4.6%	0.8%	5.5%	0.3%	5.8%	94.4%	5.6%
Patient & Client Care	5.1%	1.5%	6.6%	0.8%	7.4%	89.2%	10.8%

## December 2023

Louth County Hospital absence by Staff Category	Certified absence	Self-certified absence	Non Covid-19 absence	Covid-19 absence	Total absence rate	% Non Covid-19 absence	% Covid-19 absence
<b>Louth County Hospital</b>	<b>6.6%</b>	<b>0.9%</b>	<b>7.5%</b>	<b>2.8%</b>	<b>10.3%</b>	<b>72.5%</b>	<b>27.5%</b>
Medical & Dental	0.0%	0.0%	0.0%	0.0%	0.0%	#DIV/0	#DIV/0
Nursing & Midwifery	7.4%	0.8%	8.1%	3.0%	11.1%	73.2%	26.8%
Health & Social Care Professionals	3.9%	0.2%	4.0%	2.6%	6.7%	60.6%	39.4%
Management & Administrative	6.1%	1.3%	7.4%	3.6%	11.0%	67.5%	32.5%
General Support	4.3%	1.1%	5.4%	1.3%	6.6%	80.8%	19.2%
Patient & Client Care	10.1%	1.2%	11.3%	3.9%	15.1%	74.4%	25.6%

## December 2023

Monaghan Hospital absence by Staff Category	Certified absence	Self-certified absence	Non Covid-19 absence	Covid-19 absence	Total absence rate	% Non Covid-19 absence	% Covid-19 absence
<b>Monaghan Hospital</b>	<b>6.5%</b>	<b>0.4%</b>	<b>6.9%</b>	<b>0.8%</b>	<b>7.7%</b>	<b>89.6%</b>	<b>10.4%</b>
Medical & Dental	0.0%	0.0%	0.0%	0.0%	0.0%	#DIV/0	#DIV/0
Nursing & Midwifery	5.6%	0.7%	6.3%	1.0%	7.4%	86.3%	13.7%
Health & Social Care Professionals	0.7%	0.4%	1.0%	0.0%	1.0%	100.0%	0.0%
Management & Administrative	0.0%	0.0%	0.0%	0.0%	0.0%		#DIV/0
General Support	30.6%	0.0%	30.6%	7.3%	37.8%	80.8%	19.2%
Patient & Client Care	11.8%	0.2%	12.0%	0.7%	12.6%	94.7%	5.3%

## December 2023

Our Lady of Lourdes Hospital absence by Staff Category	Certified absence	Self-certified absence	Non Covid-19 absence	Covid-19 absence	Total absence rate	% Non Covid-19 absence	% Covid-19 absence
<b>Our Lady of Lourdes Hospital</b>	<b>5.7%</b>	<b>0.9%</b>	<b>6.6%</b>	<b>0.9%</b>	<b>7.5%</b>	<b>87.8%</b>	<b>12.2%</b>
Medical & Dental	1.4%	0.1%	1.4%	0.0%	1.4%	100.0%	0.0%
Nursing & Midwifery	6.8%	1.4%	8.1%	1.3%	9.4%	86.2%	13.8%
Health & Social Care Professionals	5.4%	0.5%	5.8%	0.4%	6.3%	92.9%	7.1%
Management & Administrative	5.5%	0.8%	6.3%	1.1%	7.4%	84.9%	15.1%
General Support	8.5%	0.9%	9.4%	1.7%	11.1%	85.1%	14.9%
Patient & Client Care	8.6%	1.3%	9.9%	0.8%	10.7%	92.9%	7.1%

## December 2023

Rotunda Hospital absence by Staff Category	Certified absence	Self-certified absence	Non Covid-19 absence	Covid-19 absence	Total absence rate	% Non Covid-19 absence	% Covid-19 absence
<b>Rotunda Hospital</b>	<b>4.3%</b>	<b>0.8%</b>	<b>5.1%</b>	<b>0.2%</b>	<b>5.4%</b>	<b>95.5%</b>	<b>4.5%</b>
Medical & Dental	0.4%	0.1%	0.5%	0.0%	0.5%	100.0%	0.0%
Nursing & Midwifery	4.3%	1.0%	5.3%	0.0%	5.3%	100.0%	0.0%
Health & Social Care Professionals	2.4%	0.4%	2.8%	1.1%	3.9%	72.6%	27.4%
Management & Administrative	5.3%	0.6%	5.9%	1.1%	6.9%	84.6%	15.4%
General Support	7.4%	1.5%	8.9%	0.1%	9.0%	98.7%	1.3%
Patient & Client Care	6.7%	0.9%	7.6%	0.0%	7.6%	100.0%	0.0%



## RCSI Hospitals Group

Year/ month	Medical & Dental	Nursing & Midwifery	Health & Social Care Professionals	Management & Administrative	General Support	Patient & Client Care	Certified absence	Self-certified absence	Non Covid-19 absence	Covid-19 absence	Total absence rate
<b>2023</b>	<b>1.1%</b>	<b>6.0%</b>	<b>3.6%</b>	<b>5.7%</b>	<b>7.2%</b>	<b>8.4%</b>	<b>4.2%</b>	<b>0.6%</b>	<b>4.8%</b>	<b>0.5%</b>	<b>5.3%</b>
Dec 2023	1.2%	7.0%	3.9%	5.4%	7.4%	8.9%	4.2%	0.8%	5.0%	0.7%	5.7%
Nov 2023	1.4%	6.1%	4.1%	5.1%	7.3%	8.5%	4.3%	0.7%	5.0%	0.4%	5.4%
Oct 2023	1.3%	6.5%	3.4%	6.3%	8.4%	7.4%	4.4%	0.7%	5.1%	0.5%	5.6%
Sep 2023	1.1%	6.3%	4.2%	6.1%	7.7%	8.6%	4.3%	0.7%	5.0%	0.6%	5.6%
Aug 2023	0.8%	5.9%	3.6%	5.9%	6.4%	9.9%	4.0%	0.6%	4.6%	0.7%	5.3%
Jul 2023	0.6%	5.1%	3.5%	5.2%	7.1%	8.6%	3.9%	0.6%	4.5%	0.3%	4.8%
Jun 2023	1.1%	5.3%	2.7%	5.3%	6.1%	7.4%	3.9%	0.5%	4.4%	0.3%	4.6%
May 2023	1.1%	5.4%	3.1%	5.0%	6.6%	7.8%	3.9%	0.6%	4.5%	0.3%	4.8%
Apr 2023	1.0%	5.7%	2.9%	5.4%	6.9%	8.2%	4.0%	0.6%	4.6%	0.4%	5.0%
Mar 2023	1.4%	6.2%	3.3%	6.6%	8.1%	7.9%	4.3%	0.7%	4.9%	0.6%	5.5%
Feb 2023	0.9%	6.1%	3.5%	5.7%	6.8%	8.2%	4.2%	0.7%	4.8%	0.4%	5.2%
Jan 2023	0.9%	6.6%	4.3%	6.3%	7.7%	9.4%	4.6%	0.7%	5.3%	0.6%	5.9%
<b>2022</b>	<b>1.8%</b>	<b>8.4%</b>	<b>5.3%</b>	<b>7.7%</b>	<b>10.1%</b>	<b>10.2%</b>	<b>4.4%</b>	<b>0.6%</b>	<b>5.0%</b>	<b>2.3%</b>	<b>7.3%</b>
Dec 2022	1.5%	8.7%	4.8%	7.8%	9.3%	10.7%	5.1%	1.0%	6.1%	1.2%	7.3%
Nov 2022	1.6%	6.5%	3.8%	6.1%	8.9%	8.5%	4.5%	0.7%	5.3%	0.6%	5.9%
Oct 2022	1.5%	6.5%	4.0%	7.2%	9.7%	8.9%	4.7%	0.7%	5.4%	0.8%	6.1%
Sep 2022	1.2%	6.8%	3.6%	5.6%	8.6%	8.7%	4.6%	0.6%	5.2%	0.6%	5.8%
Aug 2022	1.0%	6.6%	3.8%	5.6%	8.9%	8.7%	4.5%	0.6%	5.1%	0.7%	5.8%
Jul 2022	1.4%	8.4%	4.5%	8.5%	11.1%	10.9%	4.6%	0.8%	5.5%	2.0%	7.5%
Jun 2022	1.6%	8.0%	4.4%	8.6%	10.0%	9.6%	4.4%	0.6%	5.0%	2.0%	7.0%
May 2022	1.4%	6.9%	4.0%	6.3%	8.4%	9.1%	4.3%	0.6%	4.9%	1.1%	6.0%
Apr 2022	2.2%	7.8%	5.2%	6.8%	9.0%	9.4%	4.0%	0.6%	4.6%	2.2%	6.8%
Mar 2022	2.7%	11.0%	7.9%	9.8%	11.5%	11.8%	4.0%	0.5%	4.4%	4.9%	9.3%
Feb 2022	3.0%	10.5%	8.2%	8.6%	11.2%	11.3%	4.1%	0.4%	4.5%	4.5%	9.0%
Jan 2022	2.8%	13.0%	9.2%	11.9%	15.5%	15.7%	4.2%	0.4%	4.6%	6.8%	11.4%
<b>2021</b>	<b>1.8%</b>	<b>8.0%</b>	<b>4.3%</b>	<b>6.1%</b>	<b>9.0%</b>	<b>9.1%</b>	<b>3.8%</b>	<b>0.4%</b>	<b>4.3%</b>	<b>2.3%</b>	<b>6.5%</b>
Dec 2021	2.6%	10.1%	6.8%	8.6%	11.0%	10.9%	4.3%	0.5%	4.8%	3.7%	8.5%
Nov 2021	2.1%	9.1%	6.8%	8.7%	11.1%	9.1%	4.3%	0.6%	4.9%	3.0%	7.9%
Oct 2021	1.5%	8.2%	4.8%	7.2%	10.7%	9.8%	4.6%	0.6%	5.2%	1.8%	7.0%
Sep 2021	1.4%	7.3%	4.2%	7.0%	9.3%	8.3%	4.4%	0.5%	4.9%	1.4%	6.3%
Aug 2021	1.6%	7.2%	4.2%	5.8%	9.5%	8.9%	4.2%	0.4%	4.7%	1.5%	6.2%

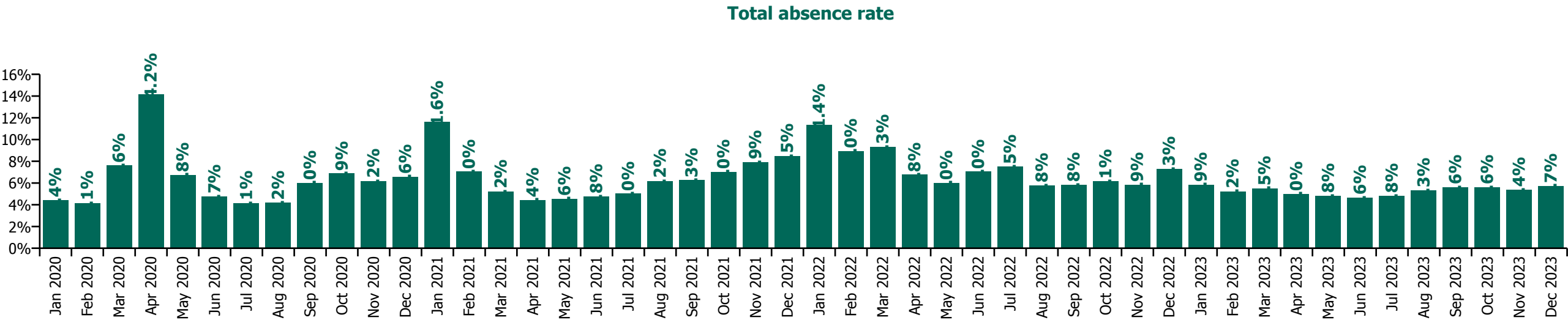
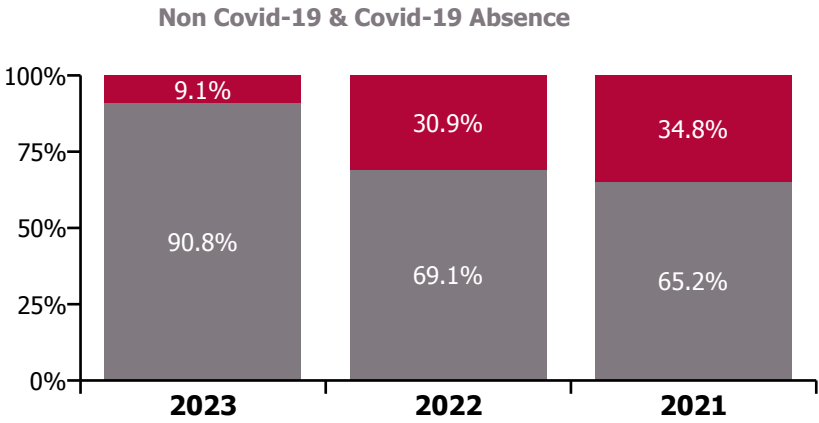
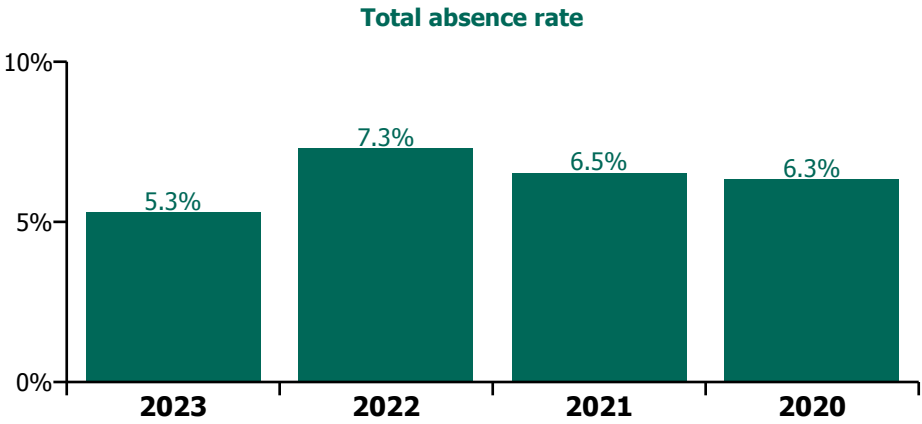
Jul 2021	1.1%	5.9%	2.8%	5.0%	8.2%	6.3%	3.7%	0.4%	4.1%	1.0%	5.0%
Jun 2021	1.3%	5.6%	2.9%	4.6%	7.0%	7.1%	3.5%	0.5%	4.0%	0.8%	4.8%
May 2021	1.2%	5.7%	2.5%	4.4%	6.2%	6.3%	3.2%	0.4%	3.6%	0.9%	4.6%
Apr 2021	1.2%	5.9%	2.4%	3.6%	5.9%	6.3%	3.0%	0.3%	3.3%	1.1%	4.4%
Mar 2021	1.3%	6.9%	3.4%	3.6%	6.9%	7.7%	3.3%	0.3%	3.6%	1.6%	5.2%
Feb 2021	1.6%	9.3%	4.1%	5.3%	8.8%	11.0%	3.5%	0.5%	4.0%	3.0%	7.0%
Jan 2021	4.3%	14.5%	6.4%	9.6%	14.0%	18.3%	3.7%	0.3%	4.0%	7.7%	11.6%
<b>2020</b>	<b>2.5%</b>	<b>7.7%</b>	<b>4.4%</b>	<b>5.3%</b>	<b>7.6%</b>	<b>9.3%</b>	<b>3.5%</b>	<b>0.4%</b>	<b>3.9%</b>	<b>2.5%</b>	<b>6.3%</b>
Dec 2020	2.6%	8.7%	3.1%	5.9%	7.1%	9.8%	3.3%	0.3%	3.6%	3.0%	6.6%
Nov 2020	2.6%	7.8%	2.9%	5.7%	7.0%	9.5%	3.5%	0.3%	3.8%	2.4%	6.2%
Oct 2020	3.2%	8.1%	4.9%	6.0%	7.8%	11.0%	3.7%	0.3%	4.0%	2.8%	6.9%
Sep 2020	3.3%	6.9%	4.6%	5.2%	6.9%	8.7%	3.7%	0.4%	4.1%	1.9%	6.0%
Aug 2020	1.3%	4.9%	2.8%	3.2%	6.5%	6.4%	3.1%	0.3%	3.4%	0.7%	4.2%
Jul 2020	0.7%	4.9%	2.6%	3.8%	6.5%	5.9%	3.0%	0.4%	3.4%	0.7%	4.1%
Jun 2020	1.2%	6.0%	2.9%	4.2%	6.0%	7.4%	3.3%	0.3%	3.6%	1.1%	4.7%
May 2020	2.1%	8.7%	4.7%	4.7%	7.6%	11.2%	3.7%	0.3%	4.0%	2.7%	6.8%
Apr 2020	7.3%	18.6%	10.3%	9.1%	14.7%	18.9%	3.8%	0.2%	3.9%	10.2%	14.2%
Mar 2020	3.9%	7.8%	7.3%	7.3%	9.9%	10.7%	3.4%	0.4%	3.8%	3.8%	7.6%
Feb 2020	1.2%	4.9%	3.1%	4.1%	5.4%	5.5%	3.6%	0.5%	4.1%		4.1%
Jan 2020	0.9%	5.1%	3.3%	4.8%	5.8%	6.3%	3.9%	0.6%	4.4%		4.4%

RCSI Hospitals Group

Year/ month	Beaumont Hospital	Cavan General Hospital	Connolly Hospital	Louth County Hospital	Monaghan Hospital	Our Lady of Lourdes Hospital	Rotunda Hospital	Acute Services absence rate	Certified absence	Self- certified absence	Non Covid-19 absence	Covid-19 absence	Total absence rate
<b>2023</b>	4.1%	7.2%	5.7%	8.5%	6.8%	6.0%	5.0%	5.3%	4.2%	0.6%	4.8%	0.5%	5.3%
Dec 2023	4.2%	7.9%	5.9%	10.3%	7.7%	7.5%	5.4%	5.7%	4.2%	0.8%	5.0%	0.7%	5.74%
Nov 2023	4.1%	6.6%	6.2%	9.1%	8.5%	6.3%	4.6%	5.4%	4.3%	0.7%	5.0%	0.4%	5.37%
Oct 2023	4.3%	7.6%	6.0%	8.1%	6.3%	6.4%	5.3%	5.6%	4.4%	0.7%	5.1%	0.5%	5.61%
Sep 2023	4.5%	8.1%	6.1%	8.6%	5.6%	5.7%	5.5%	5.6%	4.3%	0.7%	5.0%	0.6%	5.60%
Aug 2023	3.7%	8.2%	6.5%	10.3%	6.2%	5.7%	4.6%	5.3%	4.0%	0.6%	4.6%	0.7%	5.32%
Jul 2023	3.8%	5.7%	5.4%	8.3%	7.5%	5.2%	4.9%	4.8%	3.9%	0.6%	4.5%	0.3%	4.81%
Jun 2023	3.3%	6.3%	5.1%	6.0%	9.2%	5.6%	4.8%	4.6%	3.9%	0.5%	4.4%	0.3%	4.65%
May 2023	3.8%	6.4%	4.6%	7.4%	6.6%	5.7%	4.7%	4.8%	3.9%	0.6%	4.5%	0.3%	4.81%
Apr 2023	3.7%	7.3%	4.7%	8.3%	3.4%	6.2%	5.6%	5.0%	4.0%	0.6%	4.6%	0.4%	5.00%
Mar 2023	4.7%	7.7%	5.5%	8.4%	6.0%	5.6%	5.0%	5.5%	4.3%	0.7%	4.9%	0.6%	5.51%
Feb 2023	4.5%	6.9%	5.3%	8.1%	7.5%	5.5%	4.7%	5.2%	4.2%	0.7%	4.8%	0.4%	5.24%
Jan 2023	4.7%	8.3%	6.5%	9.3%	7.0%	6.3%	4.9%	5.9%	4.6%	0.7%	5.3%	0.6%	5.85%
<b>2022</b>	6.5%	9.2%	6.5%	11.4%	7.1%	8.2%	6.7%	7.3%	4.4%	0.6%	5.0%	2.3%	7.3%
Dec 2022	5.8%	10.2%	7.3%	12.8%	6.7%	9.4%	5.0%	7.3%	5.1%	1.0%	6.1%	1.2%	7.30%
Nov 2022	5.1%	7.7%	6.0%	7.3%	6.3%	6.5%	4.5%	5.9%	4.5%	0.7%	5.3%	0.6%	5.85%
Oct 2022	5.3%	7.4%	6.3%	9.1%	8.4%	6.7%	5.3%	6.1%	4.7%	0.7%	5.4%	0.8%	6.14%
Sep 2022	5.1%	7.6%	5.8%	9.8%	5.7%	6.0%	4.8%	5.8%	4.6%	0.6%	5.2%	0.6%	5.82%
Aug 2022	4.8%	7.9%	5.9%	9.3%	5.2%	6.5%	4.7%	5.8%	4.5%	0.6%	5.1%	0.7%	5.77%
Jul 2022	5.8%	9.3%	6.4%	13.0%	9.2%	7.9%	11.5%	7.5%	4.6%	0.8%	5.5%	2.0%	7.50%
Jun 2022	5.7%	7.8%	6.5%	10.1%	7.5%	8.6%	9.2%	7.0%	4.4%	0.6%	5.0%	2.0%	7.05%
May 2022	4.9%	7.4%	5.9%	10.0%	5.9%	7.3%	5.4%	6.0%	4.3%	0.6%	4.9%	1.1%	6.02%
Apr 2022	6.2%	8.8%	6.3%	10.6%	5.9%	8.0%	3.6%	6.8%	4.0%	0.6%	4.6%	2.2%	6.76%
Mar 2022	9.3%	12.6%	6.2%	14.1%	8.8%	10.3%	7.8%	9.3%	4.0%	0.5%	4.4%	4.9%	9.31%
Feb 2022	8.8%	10.1%	6.4%	14.7%	6.5%	10.0%	8.7%	9.0%	4.1%	0.4%	4.5%	4.5%	8.95%
Jan 2022	11.3%	13.9%	8.7%	16.4%	9.4%	11.3%	11.5%	11.4%	4.2%	0.4%	4.6%	6.8%	11.35%
<b>2021</b>	6.4%	7.1%	5.0%	12.6%	6.3%	7.4%	5.2%	6.5%	3.8%	0.4%	4.3%	2.3%	6.5%
Dec 2021	8.3%	9.6%	6.7%	12.6%	4.6%	10.2%	6.4%	8.5%	4.3%	0.5%	4.8%	3.7%	8.47%
Nov 2021	8.3%	8.6%	5.7%	13.0%	2.9%	8.9%	5.9%	7.9%	4.3%	0.6%	4.9%	3.0%	7.90%
Oct 2021	6.8%	7.3%	5.7%	12.8%	5.0%	8.0%	6.4%	7.0%	4.6%	0.6%	5.2%	1.8%	7.02%
Sep 2021	5.8%	7.3%	5.0%	11.0%	3.6%	7.1%	5.9%	6.3%	4.4%	0.5%	4.9%	1.4%	6.26%
Aug 2021	6.2%	6.4%	4.7%	10.3%	4.7%	7.0%	5.1%	6.2%	4.2%	0.4%	4.7%	1.5%	6.16%
Jul 2021	4.8%	5.2%	4.1%	8.6%	3.8%	5.8%	4.9%	5.0%	3.7%	0.4%	4.1%	1.0%	5.03%
Jun 2021	4.3%	6.1%	3.6%	9.0%	1.7%	5.7%	4.1%	4.8%	3.5%	0.5%	4.0%	0.8%	4.76%
May 2021	5.0%	5.4%	3.2%	7.4%	3.3%	4.4%	3.8%	4.6%	3.2%	0.4%	3.6%	0.9%	4.56%
Apr 2021	4.2%	5.3%	2.7%	10.1%	3.1%	5.4%	3.8%	4.4%	3.0%	0.3%	3.3%	1.1%	4.45%
Mar 2021	5.4%	6.5%	3.8%	10.4%	5.2%	4.9%	4.0%	5.2%	3.3%	0.3%	3.6%	1.6%	5.20%
Feb 2021	6.3%	7.9%	6.5%	15.8%	12.7%	8.3%	4.4%	7.0%	3.5%	0.5%	4.0%	3.0%	7.05%
Jan 2021	11.0%	9.2%	8.8%	31.8%	31.0%	14.4%	8.1%	11.6%	3.7%	0.3%	4.0%	7.7%	11.64%
<b>2020</b>	6.2%	7.7%	5.0%	7.3%	6.2%	7.4%	4.8%	6.3%	3.5%	0.4%	3.9%	2.5%	6.3%
Dec 2020	7.1%	6.3%	4.2%	11.4%	7.1%	7.9%	4.2%	6.6%	3.3%	0.3%	3.6%	3.0%	6.58%
Nov 2020	5.6%	6.5%	5.4%	9.8%	4.9%	7.9%	4.9%	6.2%	3.5%	0.3%	3.8%	2.4%	6.17%
Oct 2020	6.1%	10.2%	5.4%	8.3%	7.5%	8.3%	5.6%	6.9%	3.7%	0.3%	4.0%	2.8%	6.88%
Sep 2020	6.3%	6.8%	4.7%	7.1%	6.8%	6.3%	4.6%	6.0%	3.7%	0.4%	4.1%	1.9%	6.01%
Aug 2020	4.0%	6.3%	1.3%	5.3%	6.1%	5.4%	4.0%	4.2%	3.1%	0.3%	3.4%	0.7%	4.17%
Jul 2020	3.7%	5.8%	3.8%	5.1%	2.9%	4.7%	3.2%	4.1%	3.0%	0.4%	3.4%	0.7%	4.13%
Jun 2020	4.0%	6.0%	5.7%	5.5%	4.3%	5.4%	3.4%	4.7%	3.3%	0.3%	3.6%	1.1%	4.74%
May 2020	6.9%	8.4%	5.4%	6.8%	5.8%	7.7%	4.4%	6.8%	3.7%	0.3%	4.0%	2.7%	6.76%
Apr 2020	15.4%	17.6%	10.5%	10.6%	13.9%	14.3%	10.8%	14.2%	3.8%	0.2%	3.9%	10.2%	14.15%
Mar 2020	7.9%	8.0%	6.0%	7.4%	6.1%	9.4%	5.1%	7.6%	3.4%	0.4%	3.8%	3.8%	7.61%

RCSI Hospitals Group

Year/ month	Beaumont Hospital	Cavan General Hospital	Connolly Hospital	Louth County Hospital	Monaghan Hospital	Our Lady of Lourdes Hospital	Rotunda Hospital	Acute Services absence rate	Certified absence	Self-certified absence	Non Covid-19 absence	Covid-19 absence	Total absence rate
Feb 2020	3.7%	4.9%	3.3%	3.9%	4.6%	5.4%	3.9%	4.1%	3.6%	0.5%	4.1%		4.13%
Jan 2020	3.7%	6.0%	3.4%	6.3%	5.0%	6.0%	3.9%	4.4%	3.9%	0.6%	4.4%		4.42%



RCSI Hospitals Group

Year/ month	Health Service Executive	Section 38 Hospitals	Acute Services absence rate	Certified absence	Self-certified absence	Non Covid-19 absence	Covid-19 absence	Total absence rate
2023	6.3%	4.3%	5.3%	4.2%	0.6%	4.8%	0.5%	5.3%
Dec 2023	7.3%	4.4%	5.7%	4.2%	0.8%	5.0%	0.7%	5.7%
Nov 2023	6.5%	4.2%	5.4%	4.3%	0.7%	5.0%	0.4%	5.4%
Oct 2023	6.7%	4.5%	5.6%	4.4%	0.7%	5.1%	0.5%	5.6%
Sep 2023	6.5%	4.7%	5.6%	4.3%	0.7%	5.0%	0.6%	5.6%
Aug 2023	6.8%	3.9%	5.3%	4.0%	0.6%	4.6%	0.7%	5.3%
Jul 2023	5.6%	4.0%	4.8%	3.9%	0.6%	4.5%	0.3%	4.8%
Jun 2023	5.7%	3.6%	4.6%	3.9%	0.5%	4.4%	0.3%	4.6%
May 2023	5.6%	4.0%	4.8%	3.9%	0.6%	4.5%	0.3%	4.8%
Apr 2023	6.0%	4.1%	5.0%	4.0%	0.6%	4.6%	0.4%	5.0%
Mar 2023	6.2%	4.8%	5.5%	4.3%	0.7%	4.9%	0.6%	5.5%
Feb 2023	6.0%	4.5%	5.2%	4.2%	0.7%	4.8%	0.4%	5.2%
Jan 2023	7.0%	4.7%	5.9%	4.6%	0.7%	5.3%	0.6%	5.9%
2022	8.0%	6.5%	7.3%	4.4%	0.6%	5.0%	2.3%	7.3%
Dec 2022	9.0%	5.7%	7.3%	5.1%	1.0%	6.1%	1.2%	7.3%
Nov 2022	6.7%	5.0%	5.9%	4.5%	0.7%	5.3%	0.6%	5.9%
Oct 2022	7.0%	5.3%	6.1%	4.7%	0.7%	5.4%	0.8%	6.1%
Sep 2022	6.5%	5.1%	5.8%	4.6%	0.6%	5.2%	0.6%	5.8%
Aug 2022	6.8%	4.7%	5.8%	4.5%	0.6%	5.1%	0.7%	5.8%
Jul 2022	8.1%	6.9%	7.5%	4.6%	0.8%	5.5%	2.0%	7.5%
Jun 2022	7.8%	6.2%	7.0%	4.4%	0.6%	5.0%	2.0%	7.0%
May 2022	7.0%	5.0%	6.0%	4.3%	0.6%	4.9%	1.1%	6.0%
Apr 2022	7.7%	5.8%	6.8%	4.0%	0.6%	4.6%	2.2%	6.8%
Mar 2022	9.5%	9.1%	9.3%	4.0%	0.5%	4.4%	4.9%	9.3%
Feb 2022	9.1%	8.7%	9.0%	4.1%	0.4%	4.5%	4.5%	9.0%
Jan 2022	11.4%	11.4%	11.4%	4.2%	0.4%	4.6%	6.8%	11.4%
2021	6.9%	6.2%	6.5%	3.8%	0.4%	4.3%	2.3%	6.5%
Dec 2021	8.9%	8.0%	8.5%	4.3%	0.5%	4.8%	3.7%	8.5%
Nov 2021	7.9%	7.8%	7.9%	4.3%	0.6%	4.9%	3.0%	7.9%
Oct 2021	7.3%	6.7%	7.0%	4.6%	0.6%	5.2%	1.8%	7.0%
Sep 2021	6.7%	5.8%	6.3%	4.4%	0.5%	4.9%	1.4%	6.3%
Aug 2021	6.3%	6.0%	6.2%	4.2%	0.4%	4.7%	1.5%	6.2%
Jul 2021	5.3%	4.8%	5.0%	3.7%	0.4%	4.1%	1.0%	5.0%
Jun 2021	5.3%	4.2%	4.8%	3.5%	0.5%	4.0%	0.8%	4.8%
May 2021	4.3%	4.8%	4.6%	3.2%	0.4%	3.6%	0.9%	4.6%
Apr 2021	4.7%	4.2%	4.4%	3.0%	0.3%	3.3%	1.1%	4.4%
Mar 2021	5.2%	5.2%	5.2%	3.3%	0.3%	3.6%	1.6%	5.2%
Feb 2021	8.1%	5.9%	7.0%	3.5%	0.5%	4.0%	3.0%	7.0%
Jan 2021	12.8%	10.5%	11.6%	3.7%	0.3%	4.0%	7.7%	11.6%
2020	6.7%	6.0%	6.3%	3.5%	0.4%	3.9%	2.5%	6.3%
Dec 2020	6.5%	6.7%	6.6%	3.3%	0.3%	3.6%	3.0%	6.6%
Nov 2020	6.9%	5.5%	6.2%	3.5%	0.3%	3.8%	2.4%	6.2%
Oct 2020	7.8%	6.0%	6.9%	3.7%	0.3%	4.0%	2.8%	6.9%
Sep 2020	6.0%	6.0%	6.0%	3.7%	0.4%	4.1%	1.9%	6.0%
Aug 2020	4.3%	4.0%	4.2%	3.1%	0.3%	3.4%	0.7%	4.2%

RCSI Hospitals Group

Year/ month	Health Service Executive	Section 38 Hospitals	Acute Services absence rate	Certified absence	Self-certified absence	Non Covid-19 absence	Covid-19 absence	Total absence rate
Jul 2020	4.7%	3.6%	4.1%	3.0%	0.4%	3.4%	0.7%	4.1%
Jun 2020	5.6%	3.9%	4.7%	3.3%	0.3%	3.6%	1.1%	4.7%
May 2020	7.1%	6.5%	6.8%	3.7%	0.3%	4.0%	2.7%	6.8%
Apr 2020	13.6%	14.6%	14.2%	3.8%	0.2%	3.9%	10.2%	14.2%
Mar 2020	7.9%	7.4%	7.6%	3.4%	0.4%	3.8%	3.8%	7.6%
Feb 2020	4.6%	3.7%	4.1%	3.6%	0.5%	4.1%		4.1%
Jan 2020	5.2%	3.7%	4.4%	3.9%	0.6%	4.4%		4.4%
2019	4.7%	3.4%	4.0%	3.5%	0.5%	4.0%		4.0%
Dec 2019	5.2%	3.5%	4.3%	3.7%	0.6%	4.3%		4.3%
Nov 2019	4.8%	3.8%	4.3%	3.7%	0.6%	4.3%		4.3%
Oct 2019	4.9%	3.3%	4.0%	3.6%	0.5%	4.0%		4.0%
Sep 2019	4.5%	3.6%	4.1%	3.6%	0.4%	4.1%		4.1%
Aug 2019	4.4%	3.4%	3.9%	3.5%	0.4%	3.9%		3.9%
Jul 2019	4.2%	3.0%	3.6%	3.2%	0.4%	3.6%		3.6%
Jun 2019	5.2%	3.4%	4.3%	3.6%	0.6%	4.3%		4.3%
May 2019	4.9%	2.8%	3.9%	3.5%	0.4%	3.9%		3.9%
Apr 2019	4.6%	3.2%	3.9%	3.4%	0.4%	3.9%		3.9%
Mar 2019	4.5%	3.2%	3.8%	3.3%	0.5%	3.8%		3.8%
Feb 2019	5.2%	3.5%	4.3%	3.6%	0.7%	4.3%		4.3%
Jan 2019	4.7%	3.8%	4.2%	3.6%	0.6%	4.2%		4.2%
2018	4.9%	3.3%	4.1%	3.7%	0.5%	4.1%		4.1%
Dec 2018	4.8%	3.6%	4.2%	3.7%	0.5%	4.2%		4.2%
Nov 2018	4.7%	3.2%	4.0%	3.5%	0.5%	4.0%		4.0%
Oct 2018	5.7%	3.3%	4.5%	4.0%	0.5%	4.5%		4.5%
Sep 2018	4.3%	3.4%	3.8%	3.3%	0.5%	3.8%		3.8%
Aug 2018	4.4%	3.2%	3.8%	3.4%	0.4%	3.8%		3.8%
Jul 2018	4.4%	3.1%	3.8%	3.4%	0.4%	3.8%		3.8%
Jun 2018	4.3%	3.0%	3.6%	3.3%	0.4%	3.6%		3.6%
May 2018	4.2%	3.2%	3.7%	3.3%	0.4%	3.7%		3.7%
Apr 2018	4.8%	3.2%	4.0%	3.5%	0.4%	4.0%		4.0%
Mar 2018	5.2%	3.0%	4.0%	3.7%	0.4%	4.0%		4.0%
Feb 2018	5.6%	3.7%	4.6%	4.2%	0.5%	4.6%		4.6%
Jan 2018	6.6%	4.1%	5.3%	4.7%	0.6%	5.3%		5.3%

