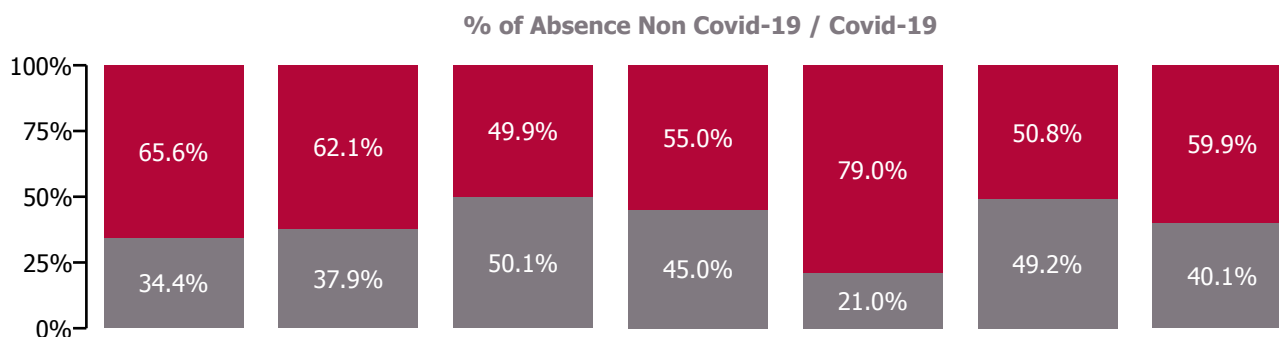
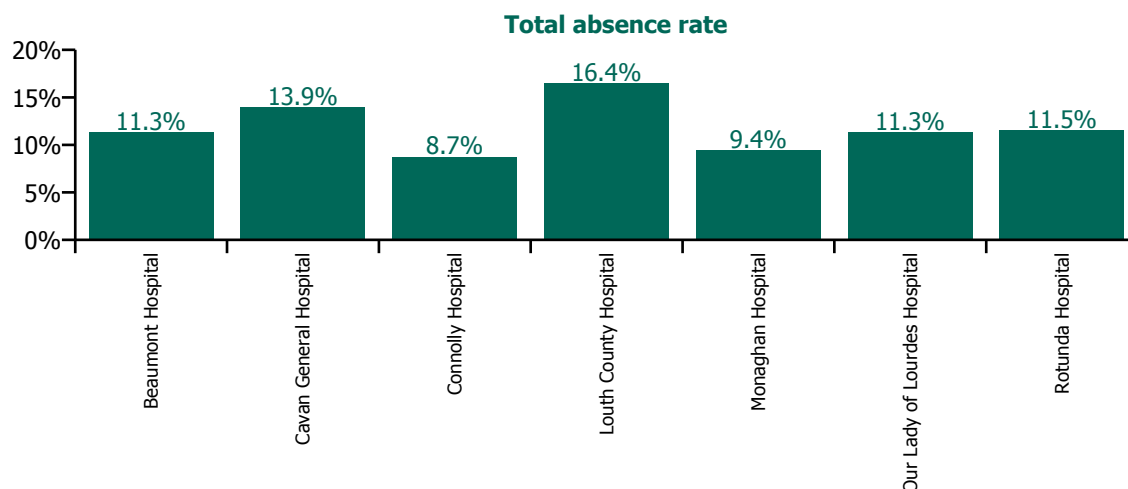


## January 2022

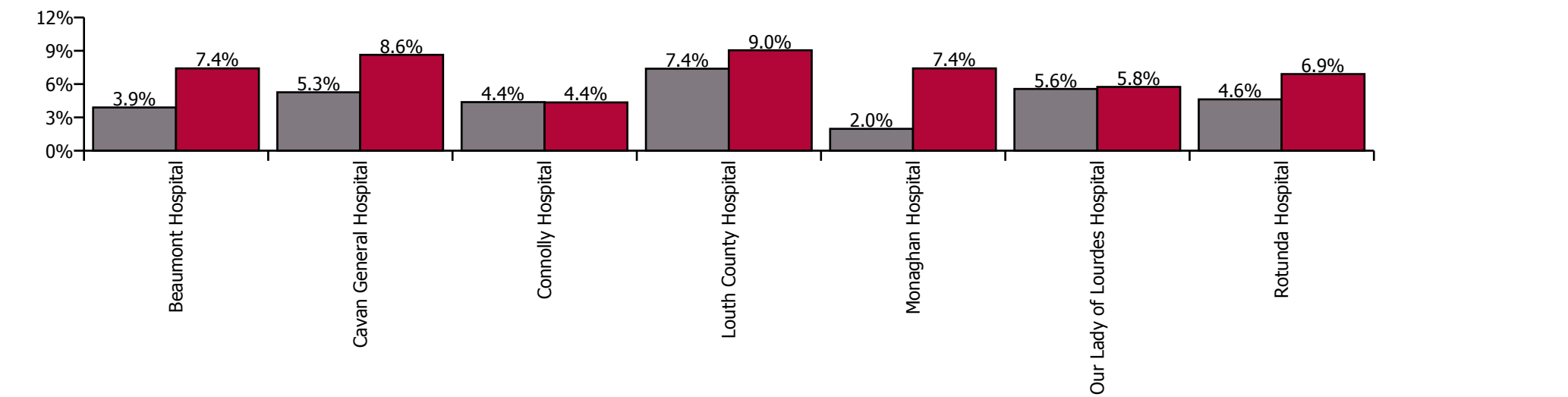
Health Service Absence Rate - by Staff Category: Jan 2022	Certified absence	Self-certified absence	Non Covid-19 absence	Covid-19 absence	Total absence rate	% Non Covid-19 absence	% Covid-19 absence
<b>RCSI Hospitals Group</b>	<b>4.2%</b>	<b>0.4%</b>	<b>4.6%</b>	<b>6.8%</b>	<b>11.4%</b>	<b>40.4%</b>	<b>59.6%</b>
Medical & Dental	0.4%	0.0%	0.5%	2.3%	2.8%	17.6%	82.4%
Nursing & Midwifery	5.1%	0.5%	5.6%	7.4%	13.0%	43.1%	56.9%
Health & Social Care Professionals	2.4%	0.2%	2.6%	6.6%	9.2%	28.3%	71.7%
Management & Administrative	4.5%	0.3%	4.8%	7.1%	11.9%	40.1%	59.9%
General Support	6.8%	0.6%	7.4%	8.1%	15.5%	47.7%	52.3%
Patient & Client Care	5.4%	0.8%	6.2%	9.5%	15.7%	39.4%	60.6%

Health Service Absence Rate - by Hospital: Jan 2022	Certified absence	Self-certified absence	Non Covid-19 absence	Covid-19 absence	Total absence rate	% Non Covid-19 absence	% Covid-19 absence
<b>RCSI Hospitals Group</b>	<b>4.2%</b>	<b>0.4%</b>	<b>4.6%</b>	<b>6.8%</b>	<b>11.4%</b>	<b>40.4%</b>	<b>59.6%</b>
Beaumont Hospital	3.6%	0.3%	3.9%	7.4%	11.3%	34.4%	65.6%
Cavan General Hospital	4.8%	0.5%	5.3%	8.6%	13.9%	37.9%	62.1%
Connolly Hospital	3.9%	0.5%	4.4%	4.4%	8.7%	50.1%	49.9%
Louth County Hospital	6.8%	0.6%	7.4%	9.0%	16.4%	45.0%	55.0%
Monaghan Hospital	1.8%	0.2%	2.0%	7.4%	9.4%	21.0%	79.0%
Our Lady of Lourdes Hospital	5.0%	0.6%	5.6%	5.8%	11.3%	49.2%	50.8%
Rotunda Hospital	4.3%	0.3%	4.6%	6.9%	11.5%	40.1%	59.9%



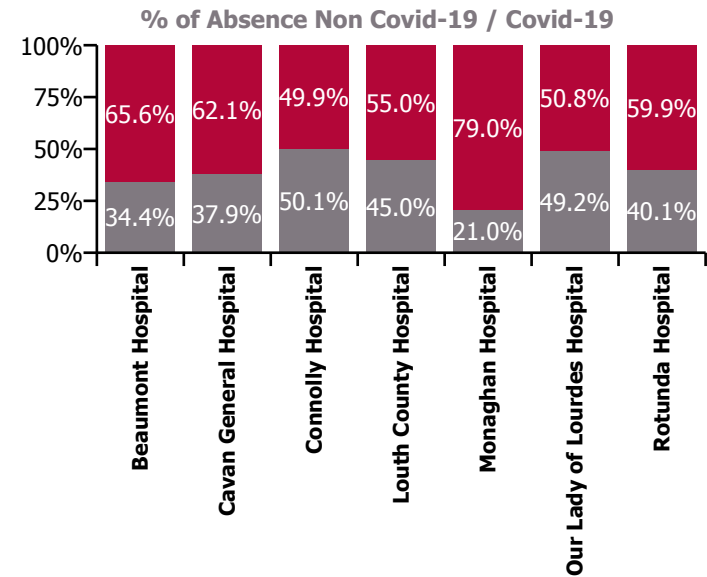
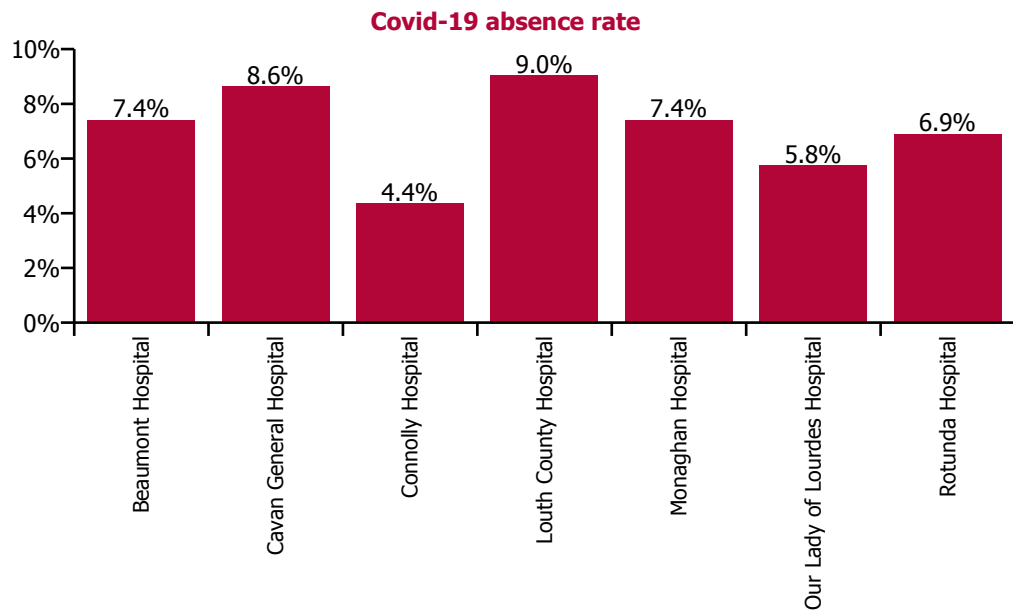
January 2022

Health Service Absence Rate by Hospital: Jan 2022	Medical & Dental	Nursing & Midwifery	Health & Social Care Professionals	Management & Administrative	General Support	Patient & Client Care	Certified absence	Self-certified absence	Non Covid-19 absence	Covid-19 absence	Total absence rate
RCSI Hospitals Group	2.8%	13.0%	9.2%	11.9%	15.5%	15.7%	4.2%	0.4%	4.6%	6.8%	11.4%
Beaumont Hospital	3.1%	12.6%	9.3%	11.2%	15.7%	17.9%	3.6%	0.3%	3.9%	7.4%	11.3%
Cavan General Hospital	7.4%	17.2%	10.6%	12.1%	13.4%	15.2%	4.8%	0.5%	5.3%	8.6%	13.9%
Connolly Hospital	1.4%	8.5%	9.0%	12.3%	12.5%	12.8%	3.9%	0.5%	4.4%	4.4%	8.7%
Louth County Hospital	0.0%	15.8%	13.8%	19.3%	18.2%	15.6%	6.8%	0.6%	7.4%	9.0%	16.4%
Monaghan Hospital	0.0%	10.9%	9.2%	8.1%	14.1%	8.1%	1.8%	0.2%	2.0%	7.4%	9.4%
Our Lady of Lourdes Hospital	0.7%	13.3%	9.0%	13.6%	17.9%	17.1%	5.0%	0.6%	5.6%	5.8%	11.3%
Rotunda Hospital	4.4%	15.1%	5.9%	8.6%	15.1%	13.6%	4.3%	0.3%	4.6%	6.9%	11.5%



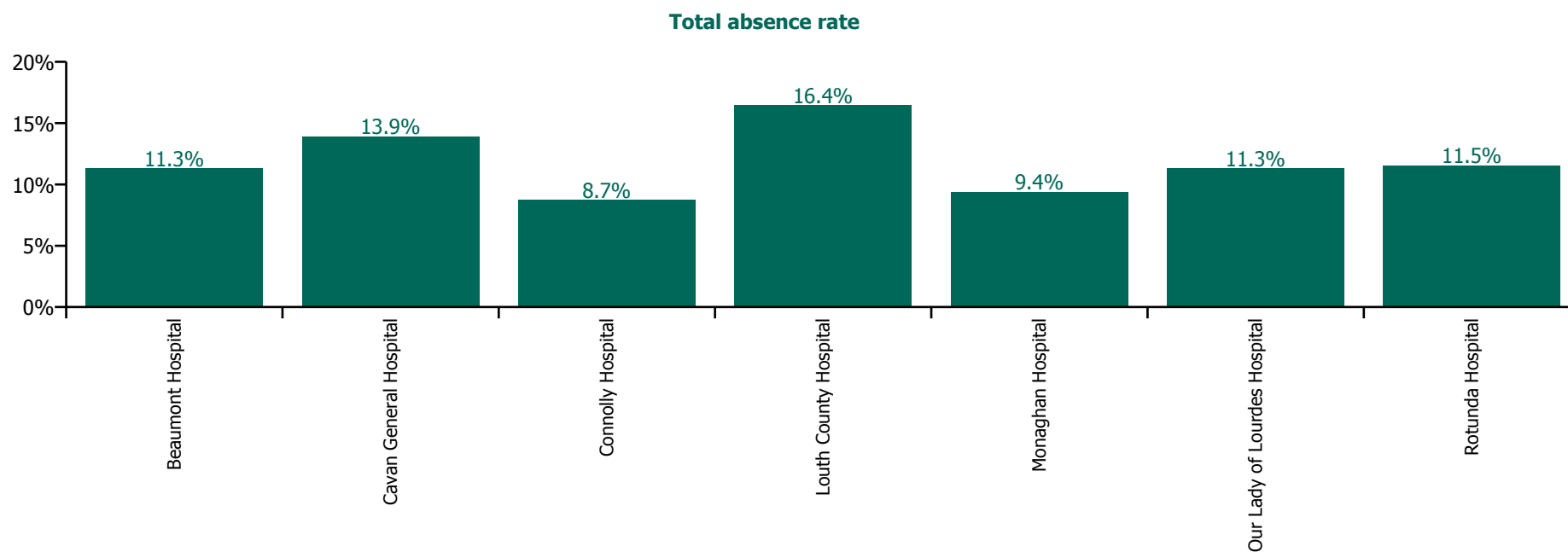
## January 2022

Health Service Covid-19 Absence Rate - by Staff Category & Hospital: Jan 2022	Medical & Dental	Nursing & Midwifery	Health & Social Care Professionals	Management & Administrative	General Support	Patient & Client Care	Covid-19 absence	Non Covid-19 absence	Total absence rate
<b>RCSI Hospitals Group</b>	<b>2.3%</b>	<b>7.4%</b>	<b>6.6%</b>	<b>11.9%</b>	<b>8.1%</b>	<b>9.5%</b>	<b>6.8%</b>	<b>4.6%</b>	<b>11.4%</b>
Beaumont Hospital	2.9%	8.1%	7.1%	11.2%	9.4%	11.7%	7.4%	3.9%	11.3%
Cavan General Hospital	4.9%	10.7%	7.7%	12.1%	7.4%	9.0%	8.6%	5.3%	13.9%
Connolly Hospital	0.8%	2.9%	6.5%	12.3%	8.0%	4.6%	4.4%	4.4%	8.7%
Louth County Hospital	0.0%	7.8%	10.8%	19.3%	8.5%	10.0%	9.0%	7.4%	16.4%
Monaghan Hospital	0.0%	8.7%	6.8%	8.1%	14.1%	6.3%	7.4%	2.0%	9.4%
Our Lady of Lourdes Hospital	0.5%	6.4%	5.0%	13.6%	6.3%	10.6%	5.8%	5.6%	11.3%
Rotunda Hospital	4.4%	9.1%	4.5%	8.6%	6.0%	11.6%	6.9%	4.6%	11.5%



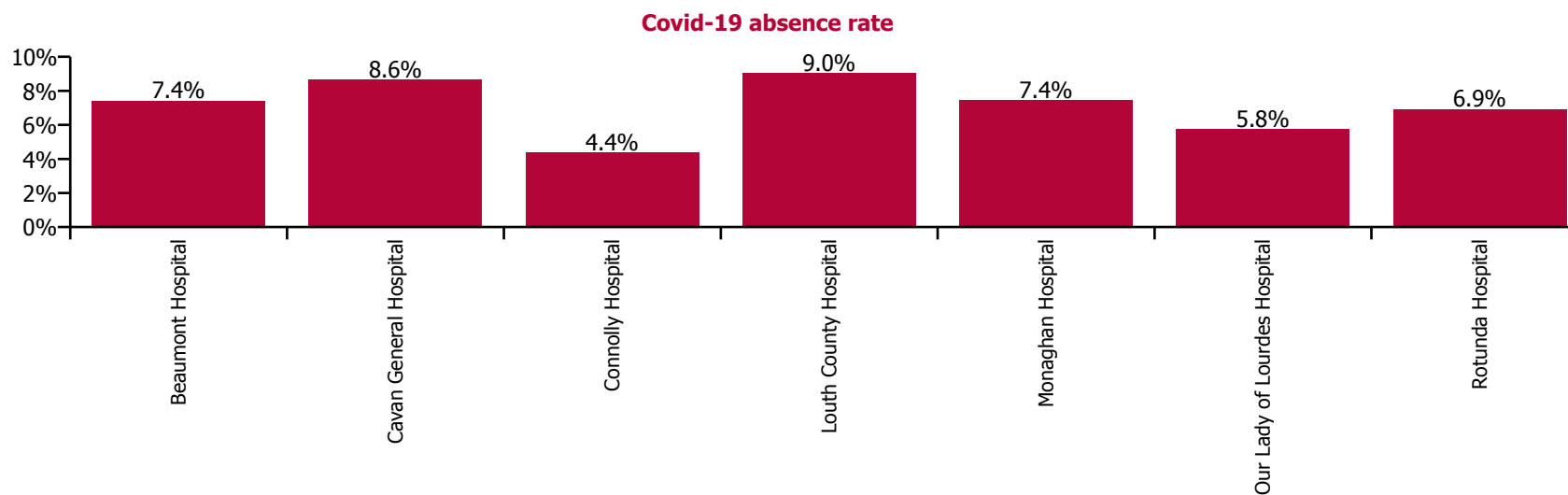
## January 2022

Health Service Absence Rate - by Hospital & Staff Category: Jan 2022	Medical & Dental	Nursing & Midwifery	Health & Social Care Professionals	Management & Administrative	General Support	Patient & Client Care	Certified absence	Self-certified absence	Non Covid-19 absence	Covid-19 absence	Total absence rate
<b>RCSI Hospitals Group</b>	<b>2.8%</b>	<b>13.0%</b>	<b>9.2%</b>	<b>11.9%</b>	<b>15.5%</b>	<b>15.7%</b>	<b>4.2%</b>	<b>0.4%</b>	<b>4.6%</b>	<b>6.8%</b>	<b>11.4%</b>
Beaumont Hospital	3.1%	12.6%	9.3%	11.2%	15.7%	17.9%	3.6%	0.3%	3.9%	7.4%	11.3%
Cavan General Hospital	7.4%	17.2%	10.6%	12.1%	13.4%	15.2%	4.8%	0.5%	5.3%	8.6%	13.9%
Connolly Hospital	1.4%	8.5%	9.0%	12.3%	12.5%	12.8%	3.9%	0.5%	4.4%	4.4%	8.7%
Louth County Hospital	0.0%	15.8%	13.8%	19.3%	18.2%	15.6%	6.8%	0.6%	7.4%	9.0%	16.4%
Monaghan Hospital	0.0%	10.9%	9.2%	8.1%	14.1%	8.1%	1.8%	0.2%	2.0%	7.4%	9.4%
Our Lady of Lourdes Hospital	0.7%	13.3%	9.0%	13.6%	17.9%	17.1%	5.0%	0.6%	5.6%	5.8%	11.3%
Rotunda Hospital	4.4%	15.1%	5.9%	8.6%	15.1%	13.6%	4.3%	0.3%	4.6%	6.9%	11.5%



## January 2022

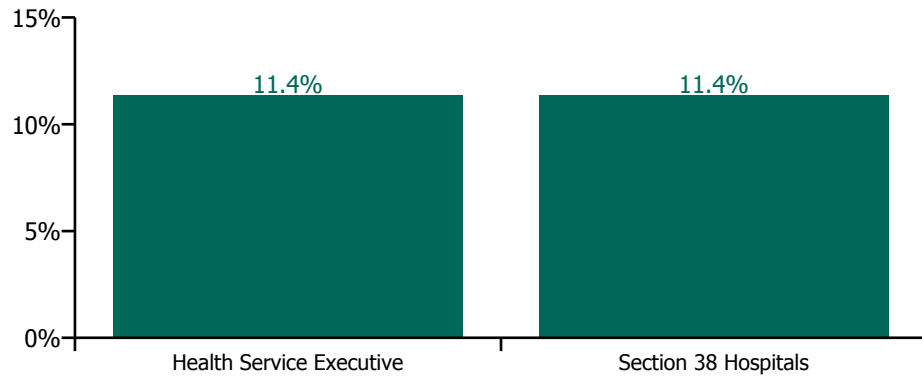
Health Service Covid-19 Absence Rate - by Staff Category & Hospital: Jan 2022	Medical & Dental	Nursing & Midwifery	Health & Social Care Professionals	Management & Administrative	General Support	Patient & Client Care	Covid-19 absence	Non Covid-19 absence	Total absence rate
<b>RCSI Hospitals Group</b>	<b>2.3%</b>	<b>7.4%</b>	<b>6.6%</b>	<b>11.9%</b>	<b>8.1%</b>	<b>9.5%</b>	<b>6.8%</b>	<b>4.6%</b>	<b>11.4%</b>
Beaumont Hospital	2.9%	8.1%	7.1%	11.2%	9.4%	11.7%	7.4%	3.9%	11.3%
Cavan General Hospital	4.9%	10.7%	7.7%	12.1%	7.4%	9.0%	8.6%	5.3%	13.9%
Connolly Hospital	0.8%	2.9%	6.5%	12.3%	8.0%	4.6%	4.4%	4.4%	8.7%
Louth County Hospital	0.0%	7.8%	10.8%	19.3%	8.5%	10.0%	9.0%	7.4%	16.4%
Monaghan Hospital	0.0%	8.7%	6.8%	8.1%	14.1%	6.3%	7.4%	2.0%	9.4%
Our Lady of Lourdes Hospital	0.5%	6.4%	5.0%	13.6%	6.3%	10.6%	5.8%	5.6%	11.3%
Rotunda Hospital	4.4%	9.1%	4.5%	8.6%	6.0%	11.6%	6.9%	4.6%	11.5%



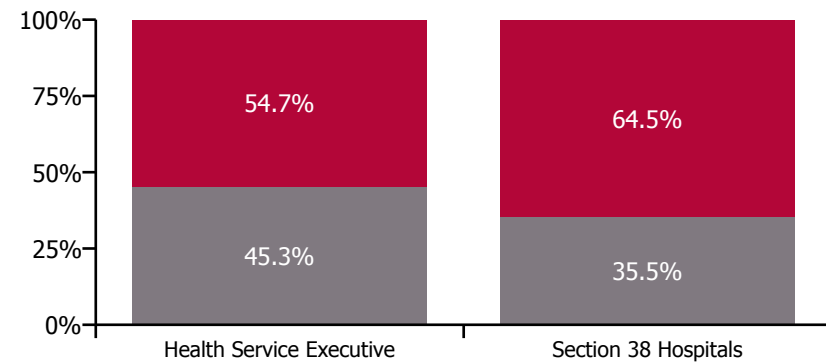
## January 2022

Health Service Absence Rate - by Admin & Hospital: Jan 2022	Medical & Dental	Nursing & Midwifery	Health & Social Care Professionals	Management & Administrative	General Support	Patient & Client Care	Certified absence	Self-certified absence	Non Covid-19 absence	Covid-19 absence	Total absence rate
<b>RCSI Hospitals Group</b>	<b>2.8%</b>	<b>13.0%</b>	<b>9.2%</b>	<b>11.9%</b>	<b>15.5%</b>	<b>15.7%</b>	<b>4.2%</b>	<b>0.4%</b>	<b>4.6%</b>	<b>6.8%</b>	<b>11.4%</b>
<b>Health Service Executive</b>	<b>2.3%</b>	<b>12.9%</b>	<b>9.6%</b>	<b>13.2%</b>	<b>15.5%</b>	<b>14.5%</b>	<b>4.6%</b>	<b>0.5%</b>	<b>5.1%</b>	<b>6.2%</b>	<b>11.4%</b>
Cavan General Hospital	7.4%	17.2%	10.6%	12.1%	13.4%	15.2%	4.8%	0.5%	5.3%	8.6%	13.9%
Connolly Hospital	1.4%	8.5%	9.0%	12.3%	12.5%	12.8%	3.9%	0.5%	4.4%	4.4%	8.7%
Louth County Hospital	0.0%	15.8%	13.8%	19.3%	18.2%	15.6%	6.8%	0.6%	7.4%	9.0%	16.4%
Monaghan Hospital	0.0%	10.9%	9.2%	8.1%	14.1%	8.1%	1.8%	0.2%	2.0%	7.4%	9.4%
Our Lady of Lourdes Hospital	0.7%	13.3%	9.0%	13.6%	17.9%	17.1%	5.0%	0.6%	5.6%	5.8%	11.3%
<b>Section 38 Hospitals</b>	<b>3.3%</b>	<b>13.1%</b>	<b>8.9%</b>	<b>10.7%</b>	<b>15.5%</b>	<b>17.3%</b>	<b>3.8%</b>	<b>0.3%</b>	<b>4.0%</b>	<b>7.3%</b>	<b>11.4%</b>
Beaumont Hospital	3.1%	12.6%	9.3%	11.2%	15.7%	17.9%	3.6%	0.3%	3.9%	7.4%	11.3%
Rotunda Hospital	4.4%	15.1%	5.9%	8.6%	15.1%	13.6%	4.3%	0.3%	4.6%	6.9%	11.5%

**Total absence rate**



**Non Covid-19 & Covid-19 Absence**



## January 2022

Beaumont Hospital absence by Staff Category	Certified absence	Self-certified absence	Non Covid-19 absence	Covid-19 absence	Total absence rate	% Non Covid-19 absence	% Covid-19 absence
<b>Beaumont Hospital</b>	<b>3.6%</b>	<b>0.3%</b>	<b>3.9%</b>	<b>7.4%</b>	<b>11.3%</b>	<b>34.4%</b>	<b>65.6%</b>
Medical & Dental	0.2%	0.0%	0.2%	2.9%	3.1%	6.4%	93.6%
Nursing & Midwifery	4.3%	0.2%	4.5%	8.1%	12.6%	35.9%	64.1%
Health & Social Care Professionals	2.1%	0.1%	2.2%	7.1%	9.3%	23.7%	76.3%
Management & Administrative	4.0%	0.4%	4.4%	6.8%	11.2%	39.4%	60.6%
General Support	5.8%	0.5%	6.3%	9.4%	15.7%	39.9%	60.1%
Patient & Client Care	5.8%	0.5%	6.2%	11.7%	17.9%	34.8%	65.2%

## January 2022

Cavan General Hospital absence by Staff Category	Certified absence	Self-certified absence	Non Covid-19 absence	Covid-19 absence	Total absence rate	% Non Covid-19 absence	% Covid-19 absence
<b>Cavan General Hospital</b>	<b>4.8%</b>	<b>0.5%</b>	<b>5.3%</b>	<b>8.6%</b>	<b>13.9%</b>	<b>37.9%</b>	<b>62.1%</b>
Medical & Dental	2.2%	0.4%	2.5%	4.9%	7.4%	34.3%	65.7%
Nursing & Midwifery	5.9%	0.6%	6.5%	10.7%	17.2%	37.7%	62.3%
Health & Social Care Professionals	2.8%	0.2%	3.0%	7.7%	10.6%	27.9%	72.1%
Management & Administrative	4.9%	0.0%	4.9%	7.3%	12.1%	40.1%	59.9%
General Support	5.5%	0.5%	6.0%	7.4%	13.4%	44.7%	55.3%
Patient & Client Care	5.5%	0.7%	6.2%	9.0%	15.2%	40.7%	59.3%

## January 2022

Connolly Hospital absence by Staff Category	Certified absence	Self-certified absence	Non Covid-19 absence	Covid-19 absence	Total absence rate	% Non Covid-19 absence	% Covid-19 absence
<b>Connolly Hospital</b>	<b>3.9%</b>	<b>0.5%</b>	<b>4.4%</b>	<b>4.4%</b>	<b>8.7%</b>	<b>50.1%</b>	<b>49.9%</b>
Medical & Dental	0.6%	0.0%	0.6%	0.8%	1.4%	41.8%	58.2%
Nursing & Midwifery	5.0%	0.6%	5.6%	2.9%	8.5%	65.9%	34.1%
Health & Social Care Professionals	2.2%	0.3%	2.5%	6.5%	9.0%	27.7%	72.3%
Management & Administrative	4.4%	0.2%	4.6%	7.7%	12.3%	37.1%	62.9%
General Support	3.7%	0.8%	4.5%	8.0%	12.5%	36.3%	63.7%
Patient & Client Care	6.6%	1.5%	8.2%	4.6%	12.8%	63.9%	36.1%

## January 2022

Louth County Hospital absence by Staff Category	Certified absence	Self-certified absence	Non Covid-19 absence	Covid-19 absence	Total absence rate	% Non Covid-19 absence	% Covid-19 absence
<b>Louth County Hospital</b>	<b>6.8%</b>	<b>0.6%</b>	<b>7.4%</b>	<b>9.0%</b>	<b>16.4%</b>	<b>45.0%</b>	<b>55.0%</b>
Medical & Dental	0.0%	0.0%	0.0%	0.0%	0.0%	#DIV/0	#DIV/0
Nursing & Midwifery	7.5%	0.6%	8.1%	7.8%	15.8%	50.8%	49.2%
Health & Social Care Professionals	2.8%	0.2%	3.0%	10.8%	13.8%	21.7%	78.3%
Management & Administrative	7.9%	0.7%	8.6%	10.6%	19.3%	44.8%	55.2%
General Support	9.0%	0.7%	9.7%	8.5%	18.2%	53.1%	46.9%
Patient & Client Care	4.9%	0.6%	5.5%	10.0%	15.6%	35.5%	64.5%

## January 2022

Monaghan Hospital absence by Staff Category	Certified absence	Self-certified absence	Non Covid-19 absence	Covid-19 absence	Total absence rate	% Non Covid-19 absence	% Covid-19 absence
<b>Monaghan Hospital</b>	<b>1.8%</b>	<b>0.2%</b>	<b>2.0%</b>	<b>7.4%</b>	<b>9.4%</b>	<b>21.0%</b>	<b>79.0%</b>
Medical & Dental	0.0%	0.0%	0.0%	0.0%	0.0%	#DIV/0	#DIV/0
Nursing & Midwifery	2.0%	0.2%	2.3%	8.7%	10.9%	20.8%	79.2%
Health & Social Care Professionals	2.1%	0.2%	2.3%	6.8%	9.2%	25.3%	74.7%
Management & Administrative	2.0%	0.0%	2.0%	6.2%	8.1%	24.1%	75.9%
General Support	0.0%	0.0%	0.0%	14.1%	14.1%	0.0%	100.0%
Patient & Client Care	1.5%	0.3%	1.8%	6.3%	8.1%	22.4%	77.6%

## January 2022

Our Lady of Lourdes Hospital absence by Staff Category	Certified absence	Self-certified absence	Non Covid-19 absence	Covid-19 absence	Total absence rate	% Non Covid-19 absence	% Covid-19 absence
<b>Our Lady of Lourdes Hospital</b>	<b>5.0%</b>	<b>0.6%</b>	<b>5.6%</b>	<b>5.8%</b>	<b>11.3%</b>	<b>49.2%</b>	<b>50.8%</b>
Medical & Dental	0.2%	0.0%	0.3%	0.5%	0.7%	35.4%	64.6%
Nursing & Midwifery	6.1%	0.8%	6.9%	6.4%	13.3%	52.0%	48.0%
Health & Social Care Professionals	3.7%	0.2%	3.9%	5.0%	9.0%	43.9%	56.1%
Management & Administrative	5.0%	0.4%	5.5%	8.2%	13.6%	40.0%	60.0%
General Support	10.9%	0.7%	11.6%	6.3%	17.9%	64.9%	35.1%
Patient & Client Care	5.4%	1.1%	6.5%	10.6%	17.1%	38.3%	61.7%

## January 2022

Rotunda Hospital absence by Staff Category	Certified absence	Self-certified absence	Non Covid-19 absence	Covid-19 absence	Total absence rate	% Non Covid-19 absence	% Covid-19 absence
<b>Rotunda Hospital</b>	<b>4.3%</b>	<b>0.3%</b>	<b>4.6%</b>	<b>6.9%</b>	<b>11.5%</b>	<b>40.1%</b>	<b>59.9%</b>
Medical & Dental	0.0%	0.0%	0.0%	4.4%	4.4%	0.0%	100.0%
Nursing & Midwifery	5.5%	0.6%	6.0%	9.1%	15.1%	39.8%	60.2%
Health & Social Care Professionals	1.3%	0.1%	1.4%	4.5%	5.9%	23.5%	76.5%
Management & Administrative	4.0%	0.1%	4.1%	4.5%	8.6%	47.9%	52.1%
General Support	8.7%	0.4%	9.1%	6.0%	15.1%	60.5%	39.5%
Patient & Client Care	2.0%	0.0%	2.0%	11.6%	13.6%	14.9%	85.1%



## RCSI Hospitals Group

Year/ month	Medical & Dental	Nursing & Midwifery	Health & Social Care Professionals	Management & Administrative	General Support	Patient & Client Care	Certified absence	Self-certified absence	Non Covid-19 absence	Covid-19 absence	Total absence rate
<b>2022</b>	<b>2.8%</b>	<b>13.0%</b>	<b>9.2%</b>	<b>11.9%</b>	<b>15.5%</b>	<b>15.7%</b>	<b>4.2%</b>	<b>0.4%</b>	<b>4.6%</b>	<b>6.8%</b>	<b>11.4%</b>
Jan 2022	2.8%	13.0%	9.2%	11.9%	15.5%	15.7%	4.2%	0.4%	4.6%	6.8%	11.4%
<b>2021</b>	<b>1.8%</b>	<b>8.0%</b>	<b>4.3%</b>	<b>6.1%</b>	<b>9.0%</b>	<b>9.1%</b>	<b>3.8%</b>	<b>0.4%</b>	<b>4.3%</b>	<b>2.3%</b>	<b>6.5%</b>
Dec 2021	2.6%	10.1%	6.8%	8.6%	11.0%	10.9%	4.3%	0.5%	4.8%	3.7%	8.5%
Nov 2021	2.1%	9.1%	6.8%	8.7%	11.1%	9.1%	4.3%	0.6%	4.9%	3.0%	7.9%
Oct 2021	1.5%	8.2%	4.8%	7.2%	10.7%	9.8%	4.6%	0.6%	5.2%	1.8%	7.0%
Sep 2021	1.4%	7.3%	4.2%	7.0%	9.3%	8.3%	4.4%	0.5%	4.9%	1.4%	6.3%
Aug 2021	1.6%	7.2%	4.2%	5.8%	9.5%	8.9%	4.2%	0.4%	4.7%	1.5%	6.2%
Jul 2021	1.1%	5.9%	2.8%	5.0%	8.2%	6.3%	3.7%	0.4%	4.1%	1.0%	5.0%
Jun 2021	1.3%	5.6%	2.9%	4.6%	7.0%	7.1%	3.5%	0.5%	4.0%	0.8%	4.8%
May 2021	1.2%	5.7%	2.5%	4.4%	6.2%	6.3%	3.2%	0.4%	3.6%	0.9%	4.6%
Apr 2021	1.2%	5.9%	2.4%	3.6%	5.9%	6.3%	3.0%	0.3%	3.3%	1.1%	4.4%
Mar 2021	1.3%	6.9%	3.4%	3.6%	6.9%	7.7%	3.3%	0.3%	3.6%	1.6%	5.2%
Feb 2021	1.6%	9.3%	4.1%	5.3%	8.8%	11.0%	3.5%	0.5%	4.0%	3.0%	7.0%
Jan 2021	4.3%	14.5%	6.4%	9.6%	14.0%	18.3%	3.7%	0.3%	4.0%	7.7%	11.6%
<b>2020</b>	<b>2.5%</b>	<b>7.7%</b>	<b>4.4%</b>	<b>5.3%</b>	<b>7.6%</b>	<b>9.3%</b>	<b>3.5%</b>	<b>0.4%</b>	<b>3.9%</b>	<b>2.5%</b>	<b>6.3%</b>
Dec 2020	2.6%	8.7%	3.1%	5.9%	7.1%	9.8%	3.3%	0.3%	3.6%	3.0%	6.6%
Nov 2020	2.6%	7.8%	2.9%	5.7%	7.0%	9.5%	3.5%	0.3%	3.8%	2.4%	6.2%
Oct 2020	3.2%	8.1%	4.9%	6.0%	7.8%	11.0%	3.7%	0.3%	4.0%	2.8%	6.9%
Sep 2020	3.3%	6.9%	4.6%	5.2%	6.9%	8.7%	3.7%	0.4%	4.1%	1.9%	6.0%
Aug 2020	1.3%	4.9%	2.8%	3.2%	6.5%	6.4%	3.1%	0.3%	3.4%	0.7%	4.2%
Jul 2020	0.7%	4.9%	2.6%	3.8%	6.5%	5.9%	3.0%	0.4%	3.4%	0.7%	4.1%
Jun 2020	1.2%	6.0%	2.9%	4.2%	6.0%	7.4%	3.3%	0.3%	3.6%	1.1%	4.7%
May 2020	2.1%	8.7%	4.7%	4.7%	7.6%	11.2%	3.7%	0.3%	4.0%	2.7%	6.8%
Apr 2020	7.3%	18.6%	10.3%	9.1%	14.7%	18.9%	3.8%	0.2%	3.9%	10.2%	14.2%
Mar 2020	3.9%	7.8%	7.3%	7.3%	9.9%	10.7%	3.4%	0.4%	3.8%	3.8%	7.6%
Feb 2020	1.2%	4.9%	3.1%	4.1%	5.4%	5.5%	3.6%	0.5%	4.1%		4.1%
Jan 2020	0.9%	5.1%	3.3%	4.8%	5.8%	6.3%	3.9%	0.6%	4.4%		4.4%
<b>2019</b>	<b>1.0%</b>	<b>4.8%</b>	<b>2.8%</b>	<b>4.1%</b>	<b>5.6%</b>	<b>5.2%</b>	<b>3.5%</b>	<b>0.5%</b>	<b>4.0%</b>		<b>4.0%</b>
Dec 2019	1.2%	5.2%	3.2%	3.8%	5.8%	5.8%	3.7%	0.6%	4.3%		4.3%
Nov 2019	1.3%	5.4%	2.9%	4.1%	6.0%	4.6%	3.7%	0.6%	4.3%		4.3%
Oct 2019	1.2%	5.3%	2.6%	4.1%	5.0%	4.3%	3.6%	0.5%	4.0%		4.0%

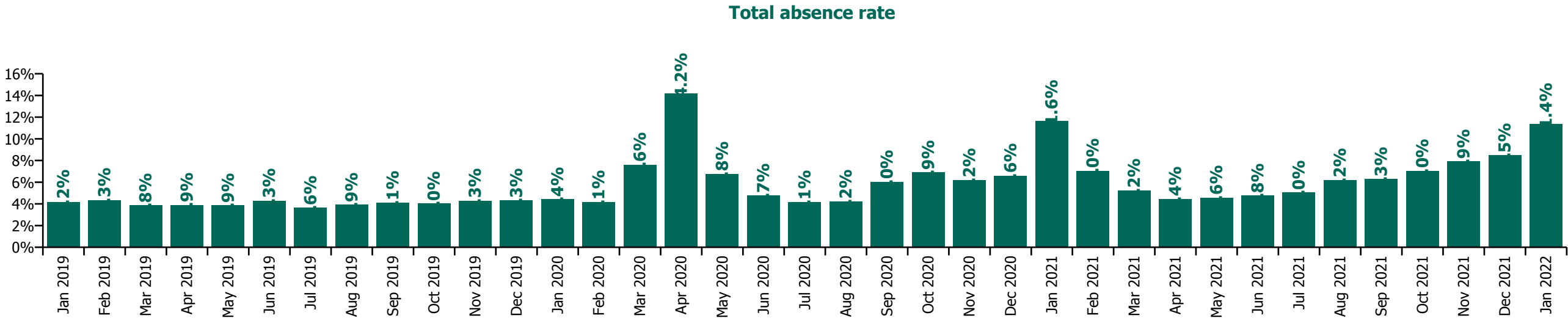
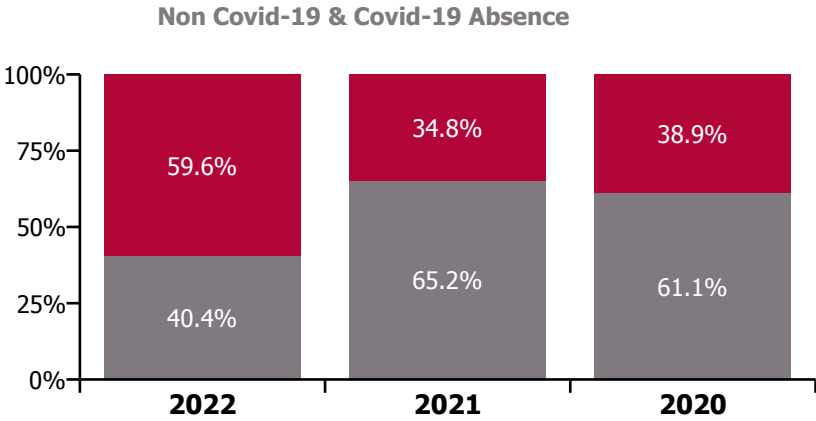
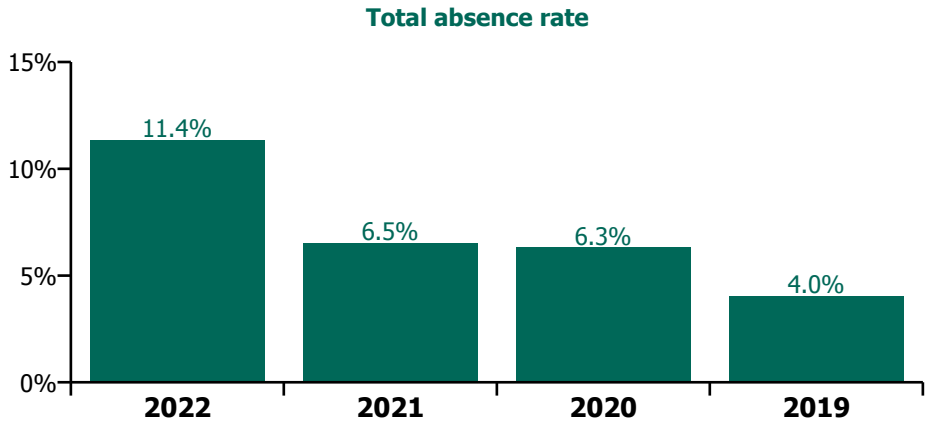
Sep 2019	0.9%	4.8%	2.9%	4.2%	6.6%	4.7%	3.6%	0.4%	4.1%		4.1%
Aug 2019	0.9%	4.6%	2.4%	4.3%	5.8%	5.0%	3.5%	0.4%	3.9%		3.9%
Jul 2019	0.7%	4.0%	2.8%	3.9%	5.2%	5.4%	3.2%	0.4%	3.6%		3.6%
Jun 2019	1.3%	4.8%	2.8%	4.0%	6.3%	6.8%	3.6%	0.6%	4.3%		4.3%
May 2019	1.2%	4.8%	2.2%	4.1%	5.1%	4.7%	3.5%	0.4%	3.9%		3.9%
Apr 2019	1.2%	4.8%	2.9%	3.9%	4.8%	5.0%	3.4%	0.4%	3.9%		3.9%
Mar 2019	0.9%	4.5%	3.0%	3.7%	5.6%	5.2%	3.3%	0.5%	3.8%		3.8%
Feb 2019	0.9%	5.2%	2.8%	4.6%	6.0%	5.9%	3.6%	0.7%	4.3%		4.3%
Jan 2019	0.8%	4.8%	3.1%	4.8%	5.3%	5.4%	3.6%	0.6%	4.2%		4.2%

RCSI Hospitals Group

Year/ month	Beaumont Hospital	Cavan General Hospital	Connolly Hospital	Louth County Hospital	Monaghan Hospital	Our Lady of Lourdes Hospital	Rotunda Hospital	Acute Services absence rate	Certified absence	Self- certified absence	Non Covid-19 absence	Covid-19 absence	Total absence rate
2022	11.3%	13.9%	8.7%	16.4%	9.4%	11.3%	11.5%	11.4%	4.2%	0.4%	4.6%	6.8%	11.4%
Jan 2022	11.3%	13.9%	8.7%	16.4%	9.4%	11.3%	11.5%	11.4%	4.2%	0.4%	4.6%	6.8%	11.35%
2021	6.4%	7.1%	5.0%	12.6%	6.3%	7.4%	5.2%	6.5%	3.8%	0.4%	4.3%	2.3%	6.5%
Dec 2021	8.3%	9.6%	6.7%	12.6%	4.6%	10.2%	6.4%	8.5%	4.3%	0.5%	4.8%	3.7%	8.47%
Nov 2021	8.3%	8.6%	5.7%	13.0%	2.9%	8.9%	5.9%	7.9%	4.3%	0.6%	4.9%	3.0%	7.90%
Oct 2021	6.8%	7.3%	5.7%	12.8%	5.0%	8.0%	6.4%	7.0%	4.6%	0.6%	5.2%	1.8%	7.02%
Sep 2021	5.8%	7.3%	5.0%	11.0%	3.6%	7.1%	5.9%	6.3%	4.4%	0.5%	4.9%	1.4%	6.26%
Aug 2021	6.2%	6.4%	4.7%	10.3%	4.7%	7.0%	5.1%	6.2%	4.2%	0.4%	4.7%	1.5%	6.16%
Jul 2021	4.8%	5.2%	4.1%	8.6%	3.8%	5.8%	4.9%	5.0%	3.7%	0.4%	4.1%	1.0%	5.03%
Jun 2021	4.3%	6.1%	3.6%	9.0%	1.7%	5.7%	4.1%	4.8%	3.5%	0.5%	4.0%	0.8%	4.76%
May 2021	5.0%	5.4%	3.2%	7.4%	3.3%	4.4%	3.8%	4.6%	3.2%	0.4%	3.6%	0.9%	4.56%
Apr 2021	4.2%	5.3%	2.7%	10.1%	3.1%	5.4%	3.8%	4.4%	3.0%	0.3%	3.3%	1.1%	4.45%
Mar 2021	5.4%	6.5%	3.8%	10.4%	5.2%	4.9%	4.0%	5.2%	3.3%	0.3%	3.6%	1.6%	5.20%
Feb 2021	6.3%	7.9%	6.5%	15.8%	12.7%	8.3%	4.4%	7.0%	3.5%	0.5%	4.0%	3.0%	7.05%
Jan 2021	11.0%	9.2%	8.8%	31.8%	31.0%	14.4%	8.1%	11.6%	3.7%	0.3%	4.0%	7.7%	11.64%
2020	6.2%	7.7%	5.0%	7.3%	6.2%	7.4%	4.8%	6.3%	3.5%	0.4%	3.9%	2.5%	6.3%
Dec 2020	7.1%	6.3%	4.2%	11.4%	7.1%	7.9%	4.2%	6.6%	3.3%	0.3%	3.6%	3.0%	6.58%
Nov 2020	5.6%	6.5%	5.4%	9.8%	4.9%	7.9%	4.9%	6.2%	3.5%	0.3%	3.8%	2.4%	6.17%
Oct 2020	6.1%	10.2%	5.4%	8.3%	7.5%	8.3%	5.6%	6.9%	3.7%	0.3%	4.0%	2.8%	6.88%
Sep 2020	6.3%	6.8%	4.7%	7.1%	6.8%	6.3%	4.6%	6.0%	3.7%	0.4%	4.1%	1.9%	6.01%
Aug 2020	4.0%	6.3%	1.3%	5.3%	6.1%	5.4%	4.0%	4.2%	3.1%	0.3%	3.4%	0.7%	4.17%
Jul 2020	3.7%	5.8%	3.8%	5.1%	2.9%	4.7%	3.2%	4.1%	3.0%	0.4%	3.4%	0.7%	4.13%
Jun 2020	4.0%	6.0%	5.7%	5.5%	4.3%	5.4%	3.4%	4.7%	3.3%	0.3%	3.6%	1.1%	4.74%
May 2020	6.9%	8.4%	5.4%	6.8%	5.8%	7.7%	4.4%	6.8%	3.7%	0.3%	4.0%	2.7%	6.76%
Apr 2020	15.4%	17.6%	10.5%	10.6%	13.9%	14.3%	10.8%	14.2%	3.8%	0.2%	3.9%	10.2%	14.15%
Mar 2020	7.9%	8.0%	6.0%	7.4%	6.1%	9.4%	5.1%	7.6%	3.4%	0.4%	3.8%	3.8%	7.61%
Feb 2020	3.7%	4.9%	3.3%	3.9%	4.6%	5.4%	3.9%	4.1%	3.6%	0.5%	4.1%		4.13%
Jan 2020	3.7%	6.0%	3.4%	6.3%	5.0%	6.0%	3.9%	4.4%	3.9%	0.6%	4.4%		4.42%
2019	3.4%	4.9%	3.6%	6.0%	5.6%	5.4%	3.5%	4.0%	3.5%	0.5%	4.0%		4.0%
Dec 2019	3.5%	5.5%	3.0%	6.8%	4.1%	6.5%	3.7%	4.3%	3.7%	0.6%	4.3%		4.29%
Nov 2019	3.8%	5.0%	3.3%	6.9%	5.5%	5.4%	3.8%	4.3%	3.7%	0.6%	4.3%		4.26%
Oct 2019	3.2%	5.5%	3.5%	7.0%	3.6%	5.3%	3.7%	4.0%	3.6%	0.5%	4.0%		4.03%
Sep 2019	3.8%	4.8%	2.7%	8.2%	5.5%	5.1%	3.0%	4.1%	3.6%	0.4%	4.1%		4.06%
Aug 2019	3.4%	4.9%	2.7%	7.3%	6.1%	5.0%	3.5%	3.9%	3.5%	0.4%	3.9%		3.91%
Jul 2019	3.0%	3.8%	3.0%	5.8%	6.5%	5.0%	3.4%	3.6%	3.2%	0.4%	3.6%		3.63%
Jun 2019	3.4%	4.8%	5.0%	5.0%	6.1%	5.6%	3.4%	4.3%	3.6%	0.6%	4.3%		4.27%
May 2019	2.7%	4.7%	4.4%	4.6%	6.6%	5.4%	3.5%	3.9%	3.5%	0.4%	3.9%		3.85%
Apr 2019	3.1%	5.2%	3.9%	3.6%	5.6%	5.1%	3.4%	3.9%	3.4%	0.4%	3.9%		3.89%
Mar 2019	3.2%	4.8%	3.8%	4.9%	3.5%	4.8%	3.5%	3.8%	3.3%	0.5%	3.8%		3.84%

RCSI Hospitals Group

Year/ month	Beaumont Hospital	Cavan General Hospital	Connolly Hospital	Louth County Hospital	Monaghan Hospital	Our Lady of Lourdes Hospital	Rotunda Hospital	Acute Services absence rate	Certified absence	Self-certified absence	Non Covid-19 absence	Covid-19 absence	Total absence rate
Feb 2019	3.6%	5.0%	3.9%	5.4%	7.2%	6.2%	3.2%	4.3%	3.6%	0.7%	4.3%		4.33%
Jan 2019	3.8%	5.4%	3.5%	5.7%	6.4%	6.1%	3.7%	4.2%	3.6%	0.6%	4.2%		4.16%



# RCSI Hospitals Group

Year/ month	Health Service Executive	Section 38 Hospitals	Acute Services absence rate	Certified absence	Self-certified absence	Non Covid-19 absence	Covid-19 absence	Total absence rate
<b>2022</b>	11.4%	11.4%	<b>11.4%</b>	<b>4.2%</b>	<b>0.4%</b>	<b>4.6%</b>	<b>6.8%</b>	<b>11.4%</b>
Jan 2022	11.4%	11.4%	<b>11.4%</b>	4.2%	0.4%	4.6%	6.8%	11.4%
<b>2021</b>	6.9%	6.2%	<b>6.5%</b>	<b>3.8%</b>	<b>0.4%</b>	<b>4.3%</b>	<b>2.3%</b>	<b>6.5%</b>
Dec 2021	8.9%	8.0%	<b>8.5%</b>	4.3%	0.5%	4.8%	3.7%	8.5%
Nov 2021	7.9%	7.8%	<b>7.9%</b>	4.3%	0.6%	4.9%	3.0%	7.9%
Oct 2021	7.3%	6.7%	<b>7.0%</b>	4.6%	0.6%	5.2%	1.8%	7.0%
Sep 2021	6.7%	5.8%	<b>6.3%</b>	4.4%	0.5%	4.9%	1.4%	6.3%
Aug 2021	6.3%	6.0%	<b>6.2%</b>	4.2%	0.4%	4.7%	1.5%	6.2%
Jul 2021	5.3%	4.8%	<b>5.0%</b>	3.7%	0.4%	4.1%	1.0%	5.0%
Jun 2021	5.3%	4.2%	<b>4.8%</b>	3.5%	0.5%	4.0%	0.8%	4.8%
May 2021	4.3%	4.8%	<b>4.6%</b>	3.2%	0.4%	3.6%	0.9%	4.6%
Apr 2021	4.7%	4.2%	<b>4.4%</b>	3.0%	0.3%	3.3%	1.1%	4.4%
Mar 2021	5.2%	5.2%	<b>5.2%</b>	3.3%	0.3%	3.6%	1.6%	5.2%
Feb 2021	8.1%	5.9%	<b>7.0%</b>	3.5%	0.5%	4.0%	3.0%	7.0%
Jan 2021	12.8%	10.5%	<b>11.6%</b>	3.7%	0.3%	4.0%	7.7%	11.6%
<b>2020</b>	6.7%	6.0%	<b>6.3%</b>	<b>3.5%</b>	<b>0.4%</b>	<b>3.9%</b>	<b>2.5%</b>	<b>6.3%</b>
Dec 2020	6.5%	6.7%	<b>6.6%</b>	3.3%	0.3%	3.6%	3.0%	6.6%
Nov 2020	6.9%	5.5%	<b>6.2%</b>	3.5%	0.3%	3.8%	2.4%	6.2%
Oct 2020	7.8%	6.0%	<b>6.9%</b>	3.7%	0.3%	4.0%	2.8%	6.9%
Sep 2020	6.0%	6.0%	<b>6.0%</b>	3.7%	0.4%	4.1%	1.9%	6.0%
Aug 2020	4.3%	4.0%	<b>4.2%</b>	3.1%	0.3%	3.4%	0.7%	4.2%
Jul 2020	4.7%	3.6%	<b>4.1%</b>	3.0%	0.4%	3.4%	0.7%	4.1%
Jun 2020	5.6%	3.9%	<b>4.7%</b>	3.3%	0.3%	3.6%	1.1%	4.7%
May 2020	7.1%	6.5%	<b>6.8%</b>	3.7%	0.3%	4.0%	2.7%	6.8%
Apr 2020	13.6%	14.6%	<b>14.2%</b>	3.8%	0.2%	3.9%	10.2%	14.2%
Mar 2020	7.9%	7.4%	<b>7.6%</b>	3.4%	0.4%	3.8%	3.8%	7.6%
Feb 2020	4.6%	3.7%	<b>4.1%</b>	3.6%	0.5%	4.1%		4.1%
Jan 2020	5.2%	3.7%	<b>4.4%</b>	3.9%	0.6%	4.4%		4.4%
<b>2019</b>	4.7%	3.4%	<b>4.0%</b>	<b>3.5%</b>	<b>0.5%</b>	<b>4.0%</b>		<b>4.0%</b>
Dec 2019	5.2%	3.5%	<b>4.3%</b>	3.7%	0.6%	4.3%		4.3%
Nov 2019	4.8%	3.8%	<b>4.3%</b>	3.7%	0.6%	4.3%		4.3%
Oct 2019	4.9%	3.3%	<b>4.0%</b>	3.6%	0.5%	4.0%		4.0%
Sep 2019	4.5%	3.6%	<b>4.1%</b>	3.6%	0.4%	4.1%		4.1%
Aug 2019	4.4%	3.4%	<b>3.9%</b>	3.5%	0.4%	3.9%		3.9%
Jul 2019	4.2%	3.0%	<b>3.6%</b>	3.2%	0.4%	3.6%		3.6%
Jun 2019	5.2%	3.4%	<b>4.3%</b>	3.6%	0.6%	4.3%		4.3%
May 2019	4.9%	2.8%	<b>3.9%</b>	3.5%	0.4%	3.9%		3.9%

RCSI Hospitals Group

Year/ month	Health Service Executive	Section 38 Hospitals	Acute Services absence rate	Certified absence	Self- certified absence	Non Covid-19 absence	Covid-19 absence	Total absence rate
Apr 2019	4.6%	3.2%	3.9%	3.4%	0.4%	3.9%		3.9%
Mar 2019	4.5%	3.2%	3.8%	3.3%	0.5%	3.8%		3.8%
Feb 2019	5.2%	3.5%	4.3%	3.6%	0.7%	4.3%		4.3%
Jan 2019	4.7%	3.8%	4.2%	3.6%	0.6%	4.2%		4.2%
2018	4.9%	3.3%	4.1%	3.7%	0.5%	4.1%		4.1%
Dec 2018	4.8%	3.6%	4.2%	3.7%	0.5%	4.2%		4.2%
Nov 2018	4.7%	3.2%	4.0%	3.5%	0.5%	4.0%		4.0%
Oct 2018	5.7%	3.3%	4.5%	4.0%	0.5%	4.5%		4.5%
Sep 2018	4.3%	3.4%	3.8%	3.3%	0.5%	3.8%		3.8%
Aug 2018	4.4%	3.2%	3.8%	3.4%	0.4%	3.8%		3.8%
Jul 2018	4.4%	3.1%	3.8%	3.4%	0.4%	3.8%		3.8%
Jun 2018	4.3%	3.0%	3.6%	3.3%	0.4%	3.6%		3.6%
May 2018	4.2%	3.2%	3.7%	3.3%	0.4%	3.7%		3.7%
Apr 2018	4.8%	3.2%	4.0%	3.5%	0.4%	4.0%		4.0%
Mar 2018	5.2%	3.0%	4.0%	3.7%	0.4%	4.0%		4.0%
Feb 2018	5.6%	3.7%	4.6%	4.2%	0.5%	4.6%		4.6%
Jan 2018	6.6%	4.1%	5.3%	4.7%	0.6%	5.3%		5.3%

