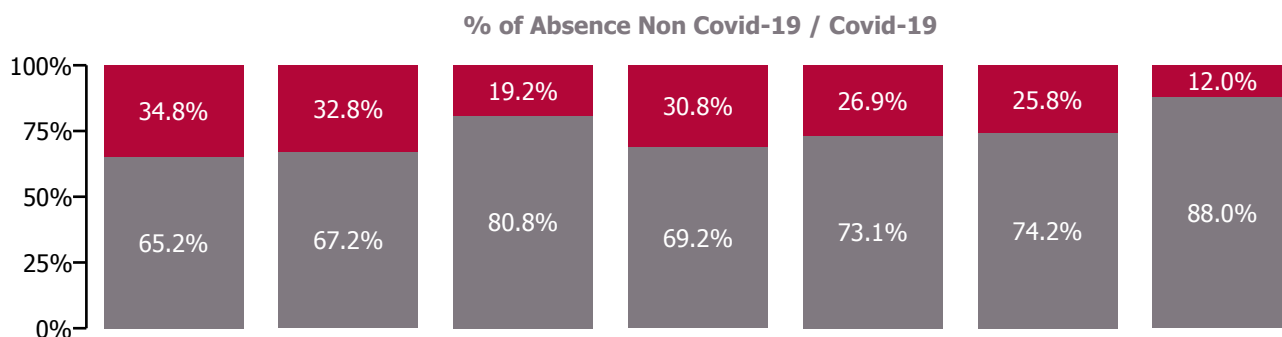
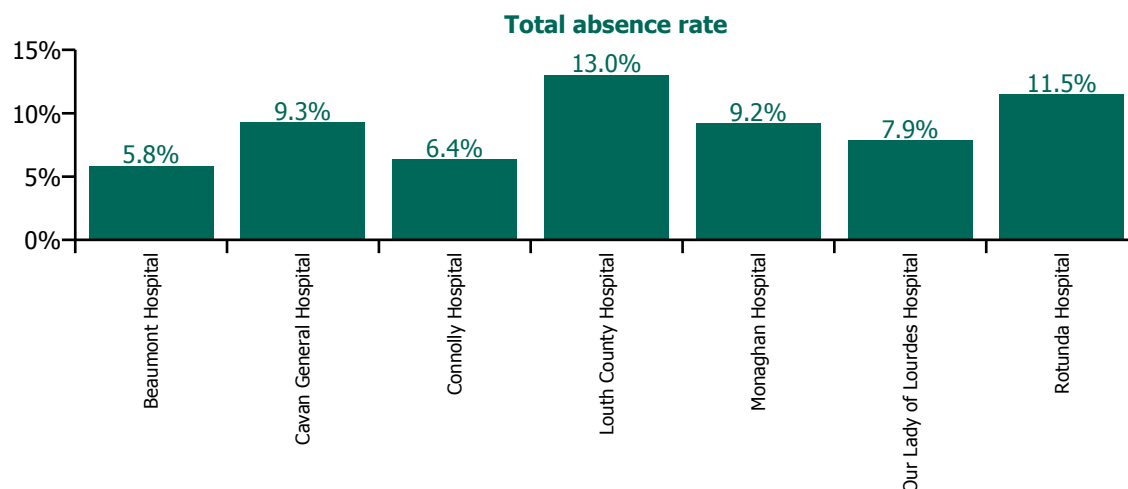


July 2022

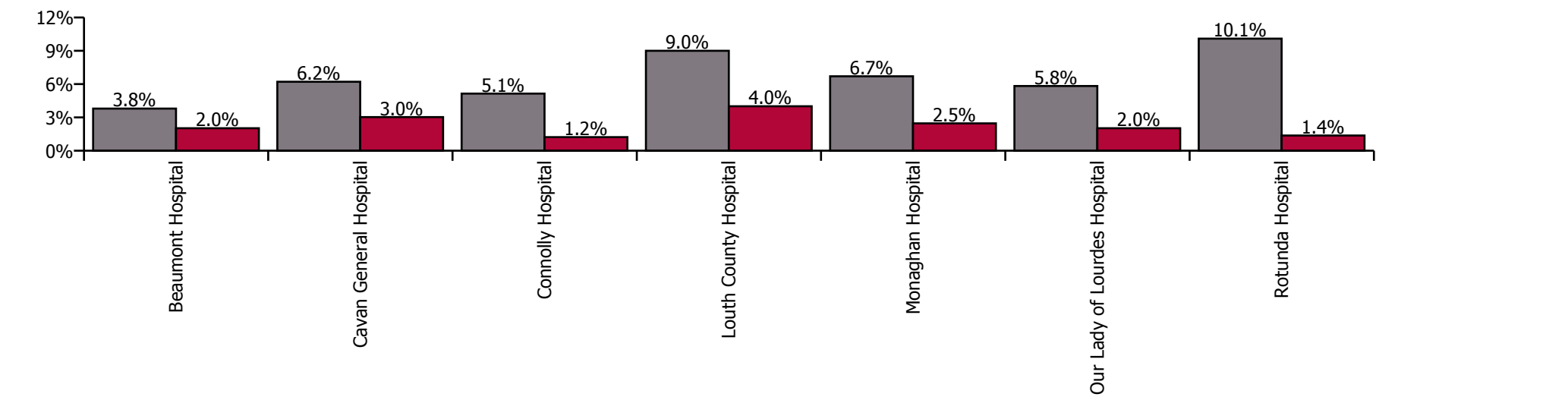
Health Service Absence Rate - by Staff Category: Jul 2022	Certified absence	Self-certified absence	Non Covid-19 absence	Covid-19 absence	Total absence rate	% Non Covid-19 absence	% Covid-19 absence
RCSI Hospitals Group	4.6%	0.8%	5.5%	2.0%	7.5%	72.8%	27.2%
Medical & Dental	0.6%	0.1%	0.7%	0.7%	1.4%	51.3%	48.7%
Nursing & Midwifery	5.1%	1.1%	6.1%	2.2%	8.4%	73.2%	26.8%
Health & Social Care Professionals	2.3%	0.3%	2.6%	1.9%	4.5%	58.0%	42.0%
Management & Administrative	5.3%	0.8%	6.1%	2.4%	8.5%	71.6%	28.4%
General Support	7.9%	1.2%	9.1%	2.0%	11.1%	82.1%	17.9%
Patient & Client Care	7.0%	1.1%	8.1%	2.9%	10.9%	73.6%	26.4%

Health Service Absence Rate - by Hospital: Jul 2022	Certified absence	Self-certified absence	Non Covid-19 absence	Covid-19 absence	Total absence rate	% Non Covid-19 absence	% Covid-19 absence
RCSI Hospitals Group	4.6%	0.8%	5.5%	2.0%	7.5%	72.8%	27.2%
Beaumont Hospital	3.4%	0.4%	3.8%	2.0%	5.8%	65.2%	34.8%
Cavan General Hospital	5.4%	0.8%	6.2%	3.0%	9.3%	67.2%	32.8%
Connolly Hospital	4.4%	0.7%	5.1%	1.2%	6.4%	80.8%	19.2%
Louth County Hospital	8.2%	0.8%	9.0%	4.0%	13.0%	69.2%	30.8%
Monaghan Hospital	6.3%	0.4%	6.7%	2.5%	9.2%	73.1%	26.9%
Our Lady of Lourdes Hospital	5.2%	0.6%	5.8%	2.0%	7.9%	74.2%	25.8%
Rotunda Hospital	6.9%	3.2%	10.1%	1.4%	11.5%	88.0%	12.0%



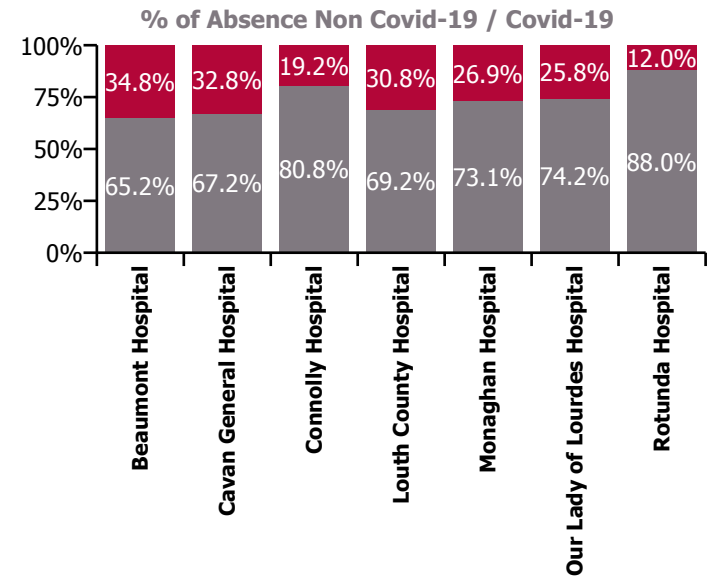
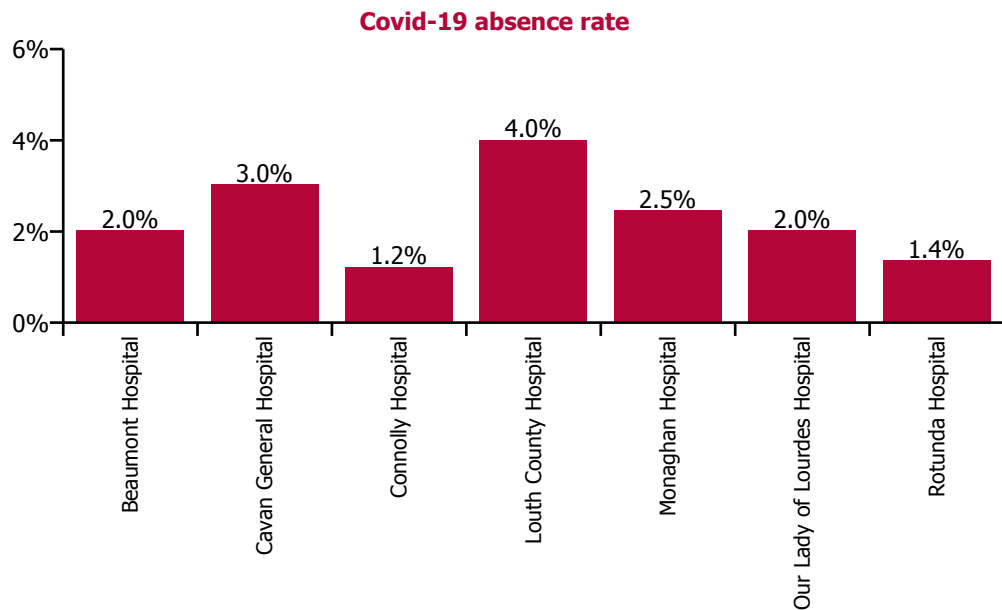
July 2022

Health Service Absence Rate by Hospital: Jul 2022	Medical & Dental	Nursing & Midwifery	Health & Social Care Professionals	Management & Administrative	General Support	Patient & Client Care	Certified absence	Self-certified absence	Non Covid-19 absence	Covid-19 absence	Total absence rate
RCSI Hospitals Group	1.4%	8.4%	4.5%	8.5%	11.1%	10.9%	4.6%	0.8%	5.5%	2.0%	7.5%
Beaumont Hospital	0.9%	6.6%	3.9%	5.4%	8.2%	10.7%	3.4%	0.4%	3.8%	2.0%	5.8%
Cavan General Hospital	5.2%	11.5%	7.3%	5.9%	9.7%	10.9%	5.4%	0.8%	6.2%	3.0%	9.3%
Connolly Hospital	1.4%	7.6%	4.2%	7.9%	6.7%	9.7%	4.4%	0.7%	5.1%	1.2%	6.4%
Louth County Hospital	0.0%	14.6%	5.1%	11.4%	13.3%	17.5%	8.2%	0.8%	9.0%	4.0%	13.0%
Monaghan Hospital	0.0%	8.3%	4.2%	15.0%	23.0%	10.1%	6.3%	0.4%	6.7%	2.5%	9.2%
Our Lady of Lourdes Hospital	0.6%	9.7%	4.8%	8.0%	10.9%	12.6%	5.2%	0.6%	5.8%	2.0%	7.9%
Rotunda Hospital	1.2%	7.8%	2.6%	36.1%	28.3%	6.9%	6.9%	3.2%	10.1%	1.4%	11.5%



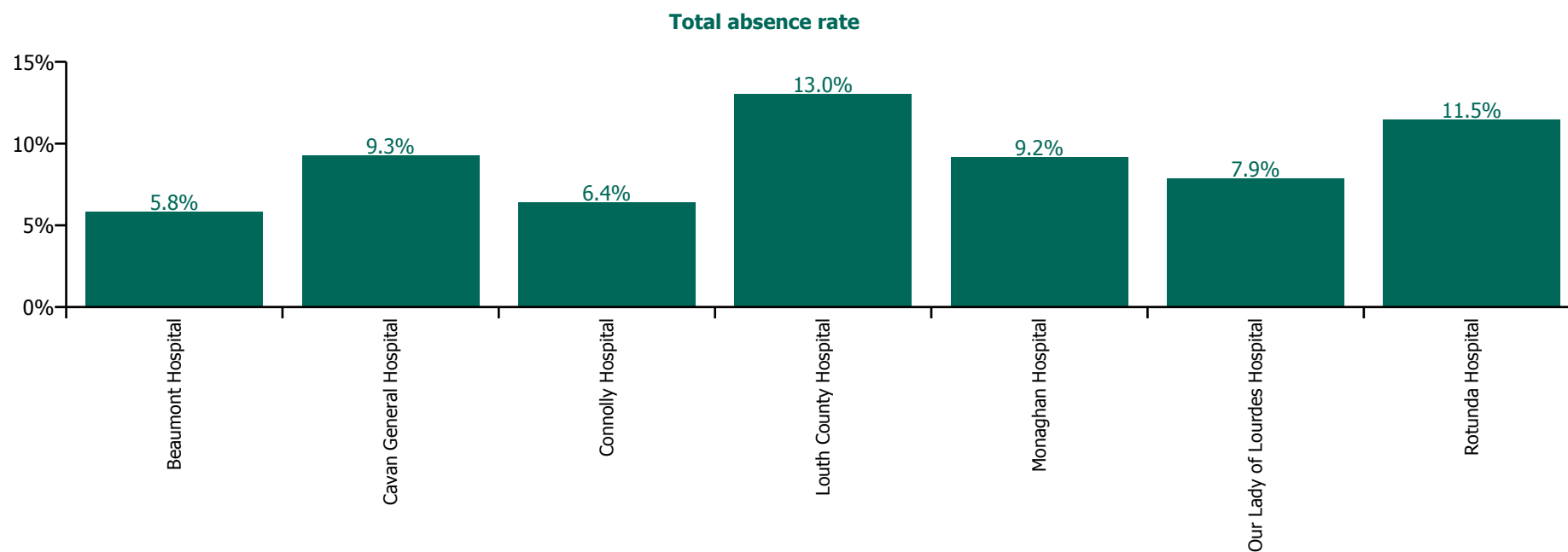
July 2022

Health Service Covid-19 Absence Rate - by Staff Category & Hospital: Jul 2022	Medical & Dental	Nursing & Midwifery	Health & Social Care Professionals	Management & Administrative	General Support	Patient & Client Care	Covid-19 absence	Non Covid-19 absence	Total absence rate
RCSI Hospitals Group	0.7%	2.2%	1.9%	8.5%	2.0%	2.9%	2.0%	5.5%	7.5%
Beaumont Hospital	0.5%	2.2%	2.0%	5.4%	2.1%	3.2%	2.0%	3.8%	5.8%
Cavan General Hospital	2.0%	3.7%	2.1%	5.9%	3.3%	3.9%	3.0%	6.2%	9.3%
Connolly Hospital	1.0%	1.1%	1.5%	7.9%	1.0%	1.6%	1.2%	5.1%	6.4%
Louth County Hospital	0.0%	5.5%	1.0%	11.4%	1.5%	7.3%	4.0%	9.0%	13.0%
Monaghan Hospital	0.0%	3.5%	1.6%	15.0%	0.0%	1.7%	2.5%	6.7%	9.2%
Our Lady of Lourdes Hospital	0.1%	2.7%	1.9%	8.0%	1.9%	2.1%	2.0%	5.8%	7.9%
Rotunda Hospital	0.5%	0.3%	2.2%	36.1%	2.4%	1.0%	1.4%	10.1%	11.5%



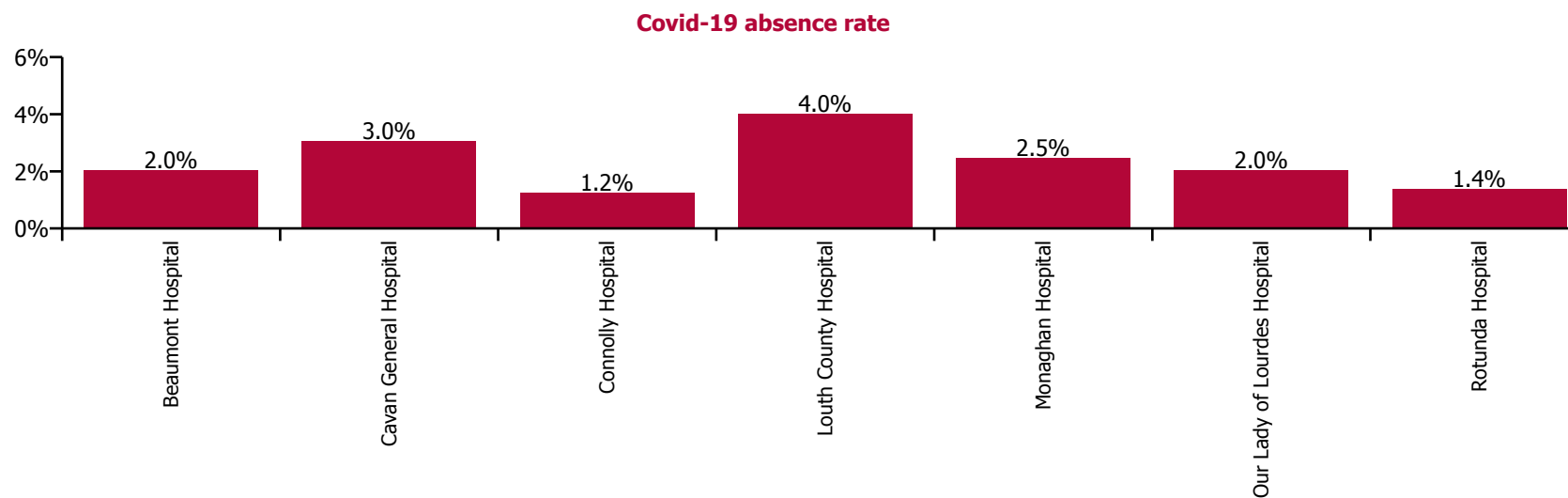
July 2022

Health Service Absence Rate - by Hospital & Staff Category: Jul 2022	Medical & Dental	Nursing & Midwifery	Health & Social Care Professionals	Management & Administrative	General Support	Patient & Client Care	Certified absence	Self-certified absence	Non Covid-19 absence	Covid-19 absence	Total absence rate
RCSI Hospitals Group	1.4%	8.4%	4.5%	8.5%	11.1%	10.9%	4.6%	0.8%	5.5%	2.0%	7.5%
Beaumont Hospital	0.9%	6.6%	3.9%	5.4%	8.2%	10.7%	3.4%	0.4%	3.8%	2.0%	5.8%
Cavan General Hospital	5.2%	11.5%	7.3%	5.9%	9.7%	10.9%	5.4%	0.8%	6.2%	3.0%	9.3%
Connolly Hospital	1.4%	7.6%	4.2%	7.9%	6.7%	9.7%	4.4%	0.7%	5.1%	1.2%	6.4%
Louth County Hospital	0.0%	14.6%	5.1%	11.4%	13.3%	17.5%	8.2%	0.8%	9.0%	4.0%	13.0%
Monaghan Hospital	0.0%	8.3%	4.2%	15.0%	23.0%	10.1%	6.3%	0.4%	6.7%	2.5%	9.2%
Our Lady of Lourdes Hospital	0.6%	9.7%	4.8%	8.0%	10.9%	12.6%	5.2%	0.6%	5.8%	2.0%	7.9%
Rotunda Hospital	1.2%	7.8%	2.6%	36.1%	28.3%	6.9%	6.9%	3.2%	10.1%	1.4%	11.5%



July 2022

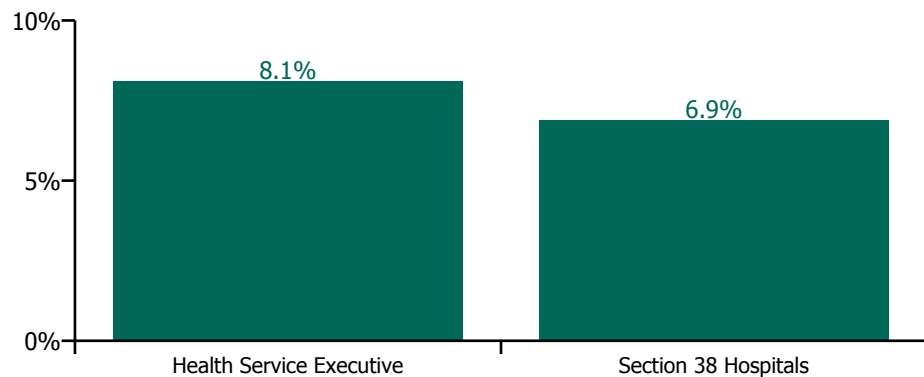
Health Service Covid-19 Absence Rate - by Staff Category & Hospital: Jul 2022	Medical & Dental	Nursing & Midwifery	Health & Social Care Professionals	Management & Administrative	General Support	Patient & Client Care	Covid-19 absence	Non Covid-19 absence	Total absence rate
RCSI Hospitals Group	0.7%	2.2%	1.9%	8.5%	2.0%	2.9%	2.0%	5.5%	7.5%
Beaumont Hospital	0.5%	2.2%	2.0%	5.4%	2.1%	3.2%	2.0%	3.8%	5.8%
Cavan General Hospital	2.0%	3.7%	2.1%	5.9%	3.3%	3.9%	3.0%	6.2%	9.3%
Connolly Hospital	1.0%	1.1%	1.5%	7.9%	1.0%	1.6%	1.2%	5.1%	6.4%
Louth County Hospital	0.0%	5.5%	1.0%	11.4%	1.5%	7.3%	4.0%	9.0%	13.0%
Monaghan Hospital	0.0%	3.5%	1.6%	15.0%	0.0%	1.7%	2.5%	6.7%	9.2%
Our Lady of Lourdes Hospital	0.1%	2.7%	1.9%	8.0%	1.9%	2.1%	2.0%	5.8%	7.9%
Rotunda Hospital	0.5%	0.3%	2.2%	36.1%	2.4%	1.0%	1.4%	10.1%	11.5%



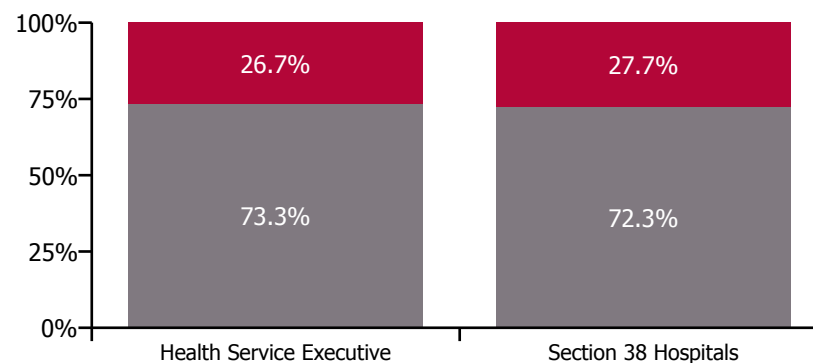
July 2022

Health Service Absence Rate - by Admin & Hospital: Jul 2022	Medical & Dental	Nursing & Midwifery	Health & Social Care Professionals	Management & Administrative	General Support	Patient & Client Care	Certified absence	Self-certified absence	Non Covid-19 absence	Covid-19 absence	Total absence rate
RCSI Hospitals Group	1.4%	8.4%	4.5%	8.5%	11.1%	10.9%	4.6%	0.8%	5.5%	2.0%	7.5%
Health Service Executive	1.9%	9.8%	5.1%	7.9%	10.0%	11.5%	5.2%	0.7%	5.9%	2.2%	8.1%
Cavan General Hospital	5.2%	11.5%	7.3%	5.9%	9.7%	10.9%	5.4%	0.8%	6.2%	3.0%	9.3%
Connolly Hospital	1.4%	7.6%	4.2%	7.9%	6.7%	9.7%	4.4%	0.7%	5.1%	1.2%	6.4%
Louth County Hospital	0.0%	14.6%	5.1%	11.4%	13.3%	17.5%	8.2%	0.8%	9.0%	4.0%	13.0%
Monaghan Hospital	0.0%	8.3%	4.2%	15.0%	23.0%	10.1%	6.3%	0.4%	6.7%	2.5%	9.2%
Our Lady of Lourdes Hospital	0.6%	9.7%	4.8%	8.0%	10.9%	12.6%	5.2%	0.6%	5.8%	2.0%	7.9%
Section 38 Hospitals	0.9%	6.9%	3.8%	9.1%	12.1%	10.1%	4.0%	1.0%	5.0%	1.9%	6.9%
Beaumont Hospital	0.9%	6.6%	3.9%	5.4%	8.2%	10.7%	3.4%	0.4%	3.8%	2.0%	5.8%
Rotunda Hospital	1.2%	7.8%	2.6%	36.1%	28.3%	6.9%	6.9%	3.2%	10.1%	1.4%	11.5%

Total absence rate



Non Covid-19 & Covid-19 Absence



July 2022

Beaumont Hospital absence by Staff Category	Certified absence	Self-certified absence	Non Covid-19 absence	Covid-19 absence	Total absence rate	% Non Covid-19 absence	% Covid-19 absence
Beaumont Hospital	3.4%	0.4%	3.8%	2.0%	5.8%	65.2%	34.8%
Medical & Dental	0.3%	0.1%	0.3%	0.5%	0.9%	37.6%	62.4%
Nursing & Midwifery	3.9%	0.5%	4.4%	2.2%	6.6%	66.2%	33.8%
Health & Social Care Professionals	1.7%	0.2%	1.9%	2.0%	3.9%	48.7%	51.3%
Management & Administrative	2.9%	0.2%	3.1%	2.3%	5.4%	58.1%	41.9%
General Support	5.4%	0.7%	6.1%	2.1%	8.2%	74.6%	25.4%
Patient & Client Care	6.6%	0.8%	7.4%	3.2%	10.7%	69.9%	30.1%

July 2022

Cavan General Hospital absence by Staff Category	Certified absence	Self-certified absence	Non Covid-19 absence	Covid-19 absence	Total absence rate	% Non Covid-19 absence	% Covid-19 absence
Cavan General Hospital	5.4%	0.8%	6.2%	3.0%	9.3%	67.2%	32.8%
Medical & Dental	2.6%	0.5%	3.2%	2.0%	5.2%	61.0%	39.0%
Nursing & Midwifery	7.0%	0.8%	7.8%	3.7%	11.5%	68.1%	31.9%
Health & Social Care Professionals	4.4%	0.8%	5.2%	2.1%	7.3%	71.5%	28.5%
Management & Administrative	3.9%	0.3%	4.2%	1.7%	5.9%	70.6%	29.4%
General Support	5.6%	0.8%	6.4%	3.3%	9.7%	66.1%	33.9%
Patient & Client Care	5.7%	1.3%	7.0%	3.9%	10.9%	64.2%	35.8%

July 2022

Connolly Hospital absence by Staff Category	Certified absence	Self-certified absence	Non Covid-19 absence	Covid-19 absence	Total absence rate	% Non Covid-19 absence	% Covid-19 absence
Connolly Hospital	4.4%	0.7%	5.1%	1.2%	6.4%	80.8%	19.2%
Medical & Dental	0.3%	0.0%	0.3%	1.0%	1.4%	24.0%	76.0%
Nursing & Midwifery	5.5%	1.0%	6.6%	1.1%	7.6%	86.0%	14.0%
Health & Social Care Professionals	2.4%	0.3%	2.7%	1.5%	4.2%	64.8%	35.2%
Management & Administrative	6.1%	0.3%	6.4%	1.5%	7.9%	81.1%	18.9%
General Support	5.3%	0.5%	5.8%	1.0%	6.7%	85.6%	14.4%
Patient & Client Care	6.5%	1.7%	8.2%	1.6%	9.7%	83.9%	16.1%

July 2022

Louth County Hospital absence by Staff Category	Certified absence	Self-certified absence	Non Covid-19 absence	Covid-19 absence	Total absence rate	% Non Covid-19 absence	% Covid-19 absence
Louth County Hospital	8.2%	0.8%	9.0%	4.0%	13.0%	69.2%	30.8%
Medical & Dental	0.0%	0.0%	0.0%	0.0%	0.0%	#DIV/0	#DIV/0
Nursing & Midwifery	8.1%	1.1%	9.1%	5.5%	14.6%	62.3%	37.7%
Health & Social Care Professionals	3.8%	0.3%	4.1%	1.0%	5.1%	80.7%	19.3%
Management & Administrative	8.1%	0.2%	8.3%	3.0%	11.4%	73.5%	26.5%
General Support	10.6%	1.1%	11.7%	1.5%	13.3%	88.5%	11.5%
Patient & Client Care	9.2%	1.0%	10.2%	7.3%	17.5%	58.3%	41.7%

July 2022

Monaghan Hospital absence by Staff Category	Certified absence	Self-certified absence	Non Covid-19 absence	Covid-19 absence	Total absence rate	% Non Covid-19 absence	% Covid-19 absence
Monaghan Hospital	6.3%	0.4%	6.7%	2.5%	9.2%	73.1%	26.9%
Medical & Dental	0.0%	0.0%	0.0%	0.0%	0.0%	#DIV/0	#DIV/0
Nursing & Midwifery	3.9%	0.9%	4.8%	3.5%	8.3%	58.1%	41.9%
Health & Social Care Professionals	2.6%	0.0%	2.6%	1.6%	4.2%	61.7%	38.3%
Management & Administrative	11.7%	0.3%	12.0%	3.0%	15.0%	79.9%	20.1%
General Support	23.0%	0.0%	23.0%	0.0%	23.0%	100.0%	0.0%
Patient & Client Care	8.3%	0.0%	8.3%	1.7%	10.1%	82.8%	17.2%

July 2022

Our Lady of Lourdes Hospital absence by Staff Category	Certified absence	Self-certified absence	Non Covid-19 absence	Covid-19 absence	Total absence rate	% Non Covid-19 absence	% Covid-19 absence
Our Lady of Lourdes Hospital	5.2%	0.6%	5.8%	2.0%	7.9%	74.2%	25.8%
Medical & Dental	0.5%	0.0%	0.5%	0.1%	0.6%	88.8%	11.2%
Nursing & Midwifery	6.1%	0.9%	7.0%	2.7%	9.7%	71.7%	28.3%
Health & Social Care Professionals	2.6%	0.3%	2.9%	1.9%	4.8%	60.5%	39.5%
Management & Administrative	5.2%	0.4%	5.6%	2.4%	8.0%	70.1%	29.9%
General Support	8.2%	0.8%	9.1%	1.9%	10.9%	82.8%	17.2%
Patient & Client Care	9.4%	1.1%	10.5%	2.1%	12.6%	83.3%	16.7%

July 2022

Rotunda Hospital absence by Staff Category	Certified absence	Self-certified absence	Non Covid-19 absence	Covid-19 absence	Total absence rate	% Non Covid-19 absence	% Covid-19 absence
Rotunda Hospital	6.9%	3.2%	10.1%	1.4%	11.5%	88.0%	12.0%
Medical & Dental	0.5%	0.1%	0.7%	0.5%	1.2%	55.9%	44.1%
Nursing & Midwifery	4.1%	3.4%	7.5%	0.3%	7.8%	95.5%	4.5%
Health & Social Care Professionals	0.0%	0.4%	0.4%	2.2%	2.6%	16.1%	83.9%
Management & Administrative	20.8%	8.5%	29.3%	6.7%	36.1%	81.3%	18.7%
General Support	20.7%	5.2%	25.9%	2.4%	28.3%	91.6%	8.4%
Patient & Client Care	4.4%	1.5%	5.8%	1.0%	6.9%	84.9%	15.1%

RCSI Hospitals Group

Year/ month	Medical & Dental	Nursing & Midwifery	Health & Social Care Professionals	Management & Administrative	General Support	Patient & Client Care	Certified absence	Self-certified absence	Non Covid-19 absence	Covid-19 absence	Total absence rate
2022	2.1%	9.3%	6.2%	8.6%	10.9%	11.1%	4.2%	0.6%	4.8%	3.3%	8.1%
Jul 2022	1.4%	8.4%	4.5%	8.5%	11.1%	10.9%	4.6%	0.8%	5.5%	2.0%	7.5%
Jun 2022	1.6%	8.0%	4.4%	8.6%	10.0%	9.6%	4.4%	0.6%	5.0%	2.0%	7.0%
May 2022	1.4%	6.9%	4.0%	6.3%	8.4%	9.1%	4.3%	0.6%	4.9%	1.1%	6.0%
Apr 2022	2.2%	7.8%	5.2%	6.8%	9.0%	9.4%	4.0%	0.6%	4.6%	2.2%	6.8%
Mar 2022	2.7%	11.0%	7.9%	9.8%	11.5%	11.8%	4.0%	0.5%	4.4%	4.9%	9.3%
Feb 2022	3.0%	10.5%	8.2%	8.6%	11.2%	11.3%	4.1%	0.4%	4.5%	4.5%	9.0%
Jan 2022	2.8%	13.0%	9.2%	11.9%	15.5%	15.7%	4.2%	0.4%	4.6%	6.8%	11.4%
2021	1.8%	8.0%	4.3%	6.1%	9.0%	9.1%	3.8%	0.4%	4.3%	2.3%	6.5%
Dec 2021	2.6%	10.1%	6.8%	8.6%	11.0%	10.9%	4.3%	0.5%	4.8%	3.7%	8.5%
Nov 2021	2.1%	9.1%	6.8%	8.7%	11.1%	9.1%	4.3%	0.6%	4.9%	3.0%	7.9%
Oct 2021	1.5%	8.2%	4.8%	7.2%	10.7%	9.8%	4.6%	0.6%	5.2%	1.8%	7.0%
Sep 2021	1.4%	7.3%	4.2%	7.0%	9.3%	8.3%	4.4%	0.5%	4.9%	1.4%	6.3%
Aug 2021	1.6%	7.2%	4.2%	5.8%	9.5%	8.9%	4.2%	0.4%	4.7%	1.5%	6.2%
Jul 2021	1.1%	5.9%	2.8%	5.0%	8.2%	6.3%	3.7%	0.4%	4.1%	1.0%	5.0%
Jun 2021	1.3%	5.6%	2.9%	4.6%	7.0%	7.1%	3.5%	0.5%	4.0%	0.8%	4.8%
May 2021	1.2%	5.7%	2.5%	4.4%	6.2%	6.3%	3.2%	0.4%	3.6%	0.9%	4.6%
Apr 2021	1.2%	5.9%	2.4%	3.6%	5.9%	6.3%	3.0%	0.3%	3.3%	1.1%	4.4%
Mar 2021	1.3%	6.9%	3.4%	3.6%	6.9%	7.7%	3.3%	0.3%	3.6%	1.6%	5.2%
Feb 2021	1.6%	9.3%	4.1%	5.3%	8.8%	11.0%	3.5%	0.5%	4.0%	3.0%	7.0%
Jan 2021	4.3%	14.5%	6.4%	9.6%	14.0%	18.3%	3.7%	0.3%	4.0%	7.7%	11.6%
2020	2.5%	7.7%	4.4%	5.3%	7.6%	9.3%	3.5%	0.4%	3.9%	2.5%	6.3%
Dec 2020	2.6%	8.7%	3.1%	5.9%	7.1%	9.8%	3.3%	0.3%	3.6%	3.0%	6.6%
Nov 2020	2.6%	7.8%	2.9%	5.7%	7.0%	9.5%	3.5%	0.3%	3.8%	2.4%	6.2%
Oct 2020	3.2%	8.1%	4.9%	6.0%	7.8%	11.0%	3.7%	0.3%	4.0%	2.8%	6.9%
Sep 2020	3.3%	6.9%	4.6%	5.2%	6.9%	8.7%	3.7%	0.4%	4.1%	1.9%	6.0%
Aug 2020	1.3%	4.9%	2.8%	3.2%	6.5%	6.4%	3.1%	0.3%	3.4%	0.7%	4.2%
Jul 2020	0.7%	4.9%	2.6%	3.8%	6.5%	5.9%	3.0%	0.4%	3.4%	0.7%	4.1%
Jun 2020	1.2%	6.0%	2.9%	4.2%	6.0%	7.4%	3.3%	0.3%	3.6%	1.1%	4.7%
May 2020	2.1%	8.7%	4.7%	4.7%	7.6%	11.2%	3.7%	0.3%	4.0%	2.7%	6.8%
Apr 2020	7.3%	18.6%	10.3%	9.1%	14.7%	18.9%	3.8%	0.2%	3.9%	10.2%	14.2%
Mar 2020	3.9%	7.8%	7.3%	7.3%	9.9%	10.7%	3.4%	0.4%	3.8%	3.8%	7.6%

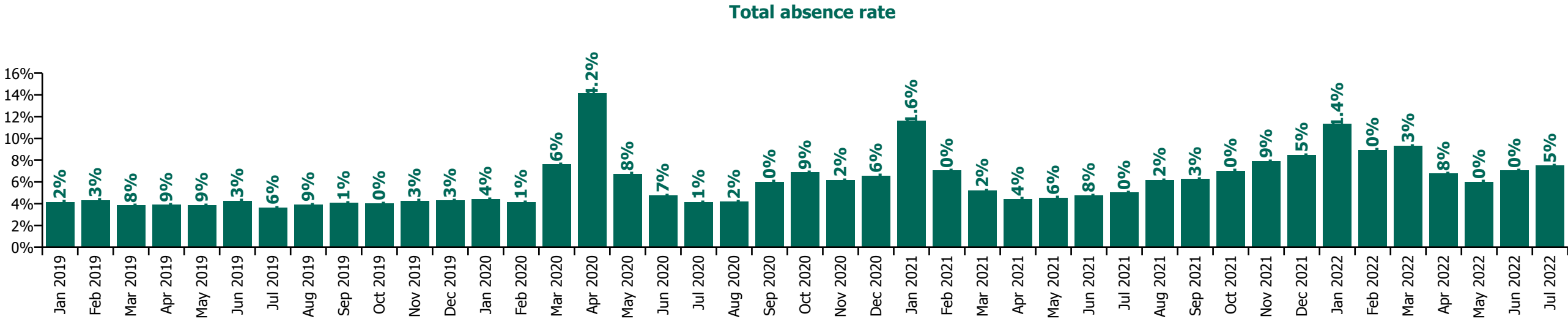
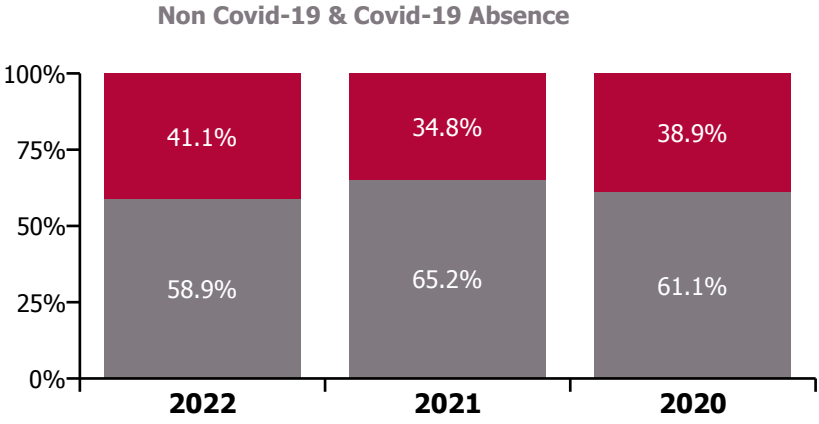
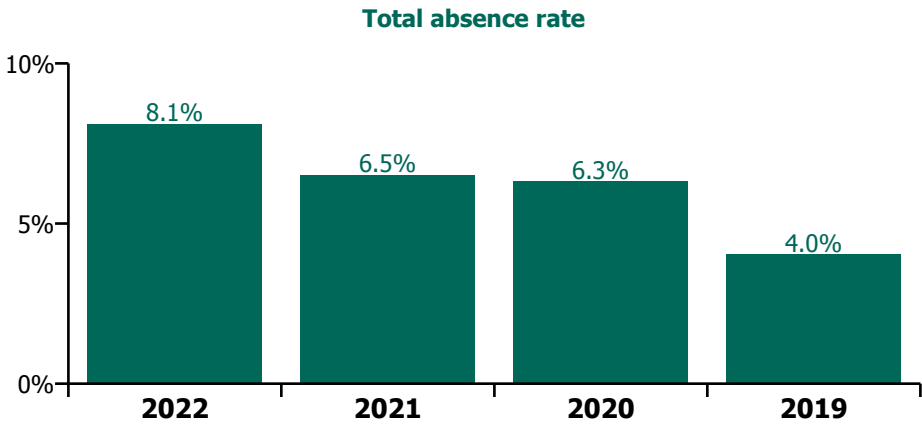
Feb 2020	1.2%	4.9%	3.1%	4.1%	5.4%	5.5%	3.6%	0.5%	4.1%		4.1%
Jan 2020	0.9%	5.1%	3.3%	4.8%	5.8%	6.3%	3.9%	0.6%	4.4%		4.4%
2019	1.0%	4.8%	2.8%	4.1%	5.6%	5.2%	3.5%	0.5%	4.0%		4.0%
Dec 2019	1.2%	5.2%	3.2%	3.8%	5.8%	5.8%	3.7%	0.6%	4.3%		4.3%
Nov 2019	1.3%	5.4%	2.9%	4.1%	6.0%	4.6%	3.7%	0.6%	4.3%		4.3%
Oct 2019	1.2%	5.3%	2.6%	4.1%	5.0%	4.3%	3.6%	0.5%	4.0%		4.0%
Sep 2019	0.9%	4.8%	2.9%	4.2%	6.6%	4.7%	3.6%	0.4%	4.1%		4.1%
Aug 2019	0.9%	4.6%	2.4%	4.3%	5.8%	5.0%	3.5%	0.4%	3.9%		3.9%
Jul 2019	0.7%	4.0%	2.8%	3.9%	5.2%	5.4%	3.2%	0.4%	3.6%		3.6%
Jun 2019	1.3%	4.8%	2.8%	4.0%	6.3%	6.8%	3.6%	0.6%	4.3%		4.3%
May 2019	1.2%	4.8%	2.2%	4.1%	5.1%	4.7%	3.5%	0.4%	3.9%		3.9%
Apr 2019	1.2%	4.8%	2.9%	3.9%	4.8%	5.0%	3.4%	0.4%	3.9%		3.9%
Mar 2019	0.9%	4.5%	3.0%	3.7%	5.6%	5.2%	3.3%	0.5%	3.8%		3.8%
Feb 2019	0.9%	5.2%	2.8%	4.6%	6.0%	5.9%	3.6%	0.7%	4.3%		4.3%
Jan 2019	0.8%	4.8%	3.1%	4.8%	5.3%	5.4%	3.6%	0.6%	4.2%		4.2%

RCSI Hospitals Group

Year/ month	Beaumont Hospital	Cavan General Hospital	Connolly Hospital	Louth County Hospital	Monaghan Hospital	Our Lady of Lourdes Hospital	Rotunda Hospital	Acute Services absence rate	Certified absence	Self- certified absence	Non Covid-19 absence	Covid-19 absence	Total absence rate
2022	7.4%	9.9%	6.6%	12.7%	7.6%	9.0%	8.3%	8.1%	4.2%	0.6%	4.8%	3.3%	8.1%
Jul 2022	5.8%	9.3%	6.4%	13.0%	9.2%	7.9%	11.5%	7.5%	4.6%	0.8%	5.5%	2.0%	7.50%
Jun 2022	5.7%	7.8%	6.5%	10.1%	7.5%	8.6%	9.2%	7.0%	4.4%	0.6%	5.0%	2.0%	7.05%
May 2022	4.9%	7.4%	5.9%	10.0%	5.9%	7.3%	5.4%	6.0%	4.3%	0.6%	4.9%	1.1%	6.02%
Apr 2022	6.2%	8.8%	6.3%	10.6%	5.9%	8.0%	3.6%	6.8%	4.0%	0.6%	4.6%	2.2%	6.76%
Mar 2022	9.3%	12.6%	6.2%	14.1%	8.8%	10.3%	7.8%	9.3%	4.0%	0.5%	4.4%	4.9%	9.31%
Feb 2022	8.8%	10.1%	6.4%	14.7%	6.5%	10.0%	8.7%	9.0%	4.1%	0.4%	4.5%	4.5%	8.95%
Jan 2022	11.3%	13.9%	8.7%	16.4%	9.4%	11.3%	11.5%	11.4%	4.2%	0.4%	4.6%	6.8%	11.35%
2021	6.4%	7.1%	5.0%	12.6%	6.3%	7.4%	5.2%	6.5%	3.8%	0.4%	4.3%	2.3%	6.5%
Dec 2021	8.3%	9.6%	6.7%	12.6%	4.6%	10.2%	6.4%	8.5%	4.3%	0.5%	4.8%	3.7%	8.47%
Nov 2021	8.3%	8.6%	5.7%	13.0%	2.9%	8.9%	5.9%	7.9%	4.3%	0.6%	4.9%	3.0%	7.90%
Oct 2021	6.8%	7.3%	5.7%	12.8%	5.0%	8.0%	6.4%	7.0%	4.6%	0.6%	5.2%	1.8%	7.02%
Sep 2021	5.8%	7.3%	5.0%	11.0%	3.6%	7.1%	5.9%	6.3%	4.4%	0.5%	4.9%	1.4%	6.26%
Aug 2021	6.2%	6.4%	4.7%	10.3%	4.7%	7.0%	5.1%	6.2%	4.2%	0.4%	4.7%	1.5%	6.16%
Jul 2021	4.8%	5.2%	4.1%	8.6%	3.8%	5.8%	4.9%	5.0%	3.7%	0.4%	4.1%	1.0%	5.03%
Jun 2021	4.3%	6.1%	3.6%	9.0%	1.7%	5.7%	4.1%	4.8%	3.5%	0.5%	4.0%	0.8%	4.76%
May 2021	5.0%	5.4%	3.2%	7.4%	3.3%	4.4%	3.8%	4.6%	3.2%	0.4%	3.6%	0.9%	4.56%
Apr 2021	4.2%	5.3%	2.7%	10.1%	3.1%	5.4%	3.8%	4.4%	3.0%	0.3%	3.3%	1.1%	4.45%
Mar 2021	5.4%	6.5%	3.8%	10.4%	5.2%	4.9%	4.0%	5.2%	3.3%	0.3%	3.6%	1.6%	5.20%
Feb 2021	6.3%	7.9%	6.5%	15.8%	12.7%	8.3%	4.4%	7.0%	3.5%	0.5%	4.0%	3.0%	7.05%
Jan 2021	11.0%	9.2%	8.8%	31.8%	31.0%	14.4%	8.1%	11.6%	3.7%	0.3%	4.0%	7.7%	11.64%
2020	6.2%	7.7%	5.0%	7.3%	6.2%	7.4%	4.8%	6.3%	3.5%	0.4%	3.9%	2.5%	6.3%
Dec 2020	7.1%	6.3%	4.2%	11.4%	7.1%	7.9%	4.2%	6.6%	3.3%	0.3%	3.6%	3.0%	6.58%
Nov 2020	5.6%	6.5%	5.4%	9.8%	4.9%	7.9%	4.9%	6.2%	3.5%	0.3%	3.8%	2.4%	6.17%
Oct 2020	6.1%	10.2%	5.4%	8.3%	7.5%	8.3%	5.6%	6.9%	3.7%	0.3%	4.0%	2.8%	6.88%
Sep 2020	6.3%	6.8%	4.7%	7.1%	6.8%	6.3%	4.6%	6.0%	3.7%	0.4%	4.1%	1.9%	6.01%
Aug 2020	4.0%	6.3%	1.3%	5.3%	6.1%	5.4%	4.0%	4.2%	3.1%	0.3%	3.4%	0.7%	4.17%
Jul 2020	3.7%	5.8%	3.8%	5.1%	2.9%	4.7%	3.2%	4.1%	3.0%	0.4%	3.4%	0.7%	4.13%
Jun 2020	4.0%	6.0%	5.7%	5.5%	4.3%	5.4%	3.4%	4.7%	3.3%	0.3%	3.6%	1.1%	4.74%
May 2020	6.9%	8.4%	5.4%	6.8%	5.8%	7.7%	4.4%	6.8%	3.7%	0.3%	4.0%	2.7%	6.76%
Apr 2020	15.4%	17.6%	10.5%	10.6%	13.9%	14.3%	10.8%	14.2%	3.8%	0.2%	3.9%	10.2%	14.15%
Mar 2020	7.9%	8.0%	6.0%	7.4%	6.1%	9.4%	5.1%	7.6%	3.4%	0.4%	3.8%	3.8%	7.61%
Feb 2020	3.7%	4.9%	3.3%	3.9%	4.6%	5.4%	3.9%	4.1%	3.6%	0.5%	4.1%		4.13%
Jan 2020	3.7%	6.0%	3.4%	6.3%	5.0%	6.0%	3.9%	4.4%	3.9%	0.6%	4.4%		4.42%
2019	3.4%	4.9%	3.6%	6.0%	5.6%	5.4%	3.5%	4.0%	3.5%	0.5%	4.0%		4.0%
Dec 2019	3.5%	5.5%	3.0%	6.8%	4.1%	6.5%	3.7%	4.3%	3.7%	0.6%	4.3%		4.29%
Nov 2019	3.8%	5.0%	3.3%	6.9%	5.5%	5.4%	3.8%	4.3%	3.7%	0.6%	4.3%		4.26%
Oct 2019	3.2%	5.5%	3.5%	7.0%	3.6%	5.3%	3.7%	4.0%	3.6%	0.5%	4.0%		4.03%
Sep 2019	3.8%	4.8%	2.7%	8.2%	5.5%	5.1%	3.0%	4.1%	3.6%	0.4%	4.1%		4.06%

RCSI Hospitals Group

Year/ month	Beaumont Hospital	Cavan General Hospital	Connolly Hospital	Louth County Hospital	Monaghan Hospital	Our Lady of Lourdes Hospital	Rotunda Hospital	Acute Services absence rate	Certified absence	Self-certified absence	Non Covid-19 absence	Covid-19 absence	Total absence rate
Aug 2019	3.4%	4.9%	2.7%	7.3%	6.1%	5.0%	3.5%	3.9%	3.5%	0.4%	3.9%		3.91%
Jul 2019	3.0%	3.8%	3.0%	5.8%	6.5%	5.0%	3.4%	3.6%	3.2%	0.4%	3.6%		3.63%
Jun 2019	3.4%	4.8%	5.0%	5.0%	6.1%	5.6%	3.4%	4.3%	3.6%	0.6%	4.3%		4.27%
May 2019	2.7%	4.7%	4.4%	4.6%	6.6%	5.4%	3.5%	3.9%	3.5%	0.4%	3.9%		3.85%
Apr 2019	3.1%	5.2%	3.9%	3.6%	5.6%	5.1%	3.4%	3.9%	3.4%	0.4%	3.9%		3.89%
Mar 2019	3.2%	4.8%	3.8%	4.9%	3.5%	4.8%	3.5%	3.8%	3.3%	0.5%	3.8%		3.84%
Feb 2019	3.6%	5.0%	3.9%	5.4%	7.2%	6.2%	3.2%	4.3%	3.6%	0.7%	4.3%		4.33%
Jan 2019	3.8%	5.4%	3.5%	5.7%	6.4%	6.1%	3.7%	4.2%	3.6%	0.6%	4.2%		4.16%



RCSI Hospitals Group

Year/ month	Health Service Executive	Section 38 Hospitals	Acute Services absence rate	Certified absence	Self-certified absence	Non Covid-19 absence	Covid-19 absence	Total absence rate
2022	8.7%	7.6%	8.1%	4.2%	0.6%	4.8%	3.3%	8.1%
Jul 2022	8.1%	6.9%	7.5%	4.6%	0.8%	5.5%	2.0%	7.5%
Jun 2022	7.8%	6.2%	7.0%	4.4%	0.6%	5.0%	2.0%	7.0%
May 2022	7.0%	5.0%	6.0%	4.3%	0.6%	4.9%	1.1%	6.0%
Apr 2022	7.7%	5.8%	6.8%	4.0%	0.6%	4.6%	2.2%	6.8%
Mar 2022	9.5%	9.1%	9.3%	4.0%	0.5%	4.4%	4.9%	9.3%
Feb 2022	9.1%	8.7%	9.0%	4.1%	0.4%	4.5%	4.5%	9.0%
Jan 2022	11.4%	11.4%	11.4%	4.2%	0.4%	4.6%	6.8%	11.4%
2021	6.9%	6.2%	6.5%	3.8%	0.4%	4.3%	2.3%	6.5%
Dec 2021	8.9%	8.0%	8.5%	4.3%	0.5%	4.8%	3.7%	8.5%
Nov 2021	7.9%	7.8%	7.9%	4.3%	0.6%	4.9%	3.0%	7.9%
Oct 2021	7.3%	6.7%	7.0%	4.6%	0.6%	5.2%	1.8%	7.0%
Sep 2021	6.7%	5.8%	6.3%	4.4%	0.5%	4.9%	1.4%	6.3%
Aug 2021	6.3%	6.0%	6.2%	4.2%	0.4%	4.7%	1.5%	6.2%
Jul 2021	5.3%	4.8%	5.0%	3.7%	0.4%	4.1%	1.0%	5.0%
Jun 2021	5.3%	4.2%	4.8%	3.5%	0.5%	4.0%	0.8%	4.8%
May 2021	4.3%	4.8%	4.6%	3.2%	0.4%	3.6%	0.9%	4.6%
Apr 2021	4.7%	4.2%	4.4%	3.0%	0.3%	3.3%	1.1%	4.4%
Mar 2021	5.2%	5.2%	5.2%	3.3%	0.3%	3.6%	1.6%	5.2%
Feb 2021	8.1%	5.9%	7.0%	3.5%	0.5%	4.0%	3.0%	7.0%
Jan 2021	12.8%	10.5%	11.6%	3.7%	0.3%	4.0%	7.7%	11.6%
2020	6.7%	6.0%	6.3%	3.5%	0.4%	3.9%	2.5%	6.3%
Dec 2020	6.5%	6.7%	6.6%	3.3%	0.3%	3.6%	3.0%	6.6%
Nov 2020	6.9%	5.5%	6.2%	3.5%	0.3%	3.8%	2.4%	6.2%
Oct 2020	7.8%	6.0%	6.9%	3.7%	0.3%	4.0%	2.8%	6.9%
Sep 2020	6.0%	6.0%	6.0%	3.7%	0.4%	4.1%	1.9%	6.0%
Aug 2020	4.3%	4.0%	4.2%	3.1%	0.3%	3.4%	0.7%	4.2%
Jul 2020	4.7%	3.6%	4.1%	3.0%	0.4%	3.4%	0.7%	4.1%
Jun 2020	5.6%	3.9%	4.7%	3.3%	0.3%	3.6%	1.1%	4.7%
May 2020	7.1%	6.5%	6.8%	3.7%	0.3%	4.0%	2.7%	6.8%
Apr 2020	13.6%	14.6%	14.2%	3.8%	0.2%	3.9%	10.2%	14.2%
Mar 2020	7.9%	7.4%	7.6%	3.4%	0.4%	3.8%	3.8%	7.6%
Feb 2020	4.6%	3.7%	4.1%	3.6%	0.5%	4.1%		4.1%
Jan 2020	5.2%	3.7%	4.4%	3.9%	0.6%	4.4%		4.4%
2019	4.7%	3.4%	4.0%	3.5%	0.5%	4.0%		4.0%
Dec 2019	5.2%	3.5%	4.3%	3.7%	0.6%	4.3%		4.3%
Nov 2019	4.8%	3.8%	4.3%	3.7%	0.6%	4.3%		4.3%

RCSI Hospitals Group

Year/ month	Health Service Executive	Section 38 Hospitals	Acute Services absence rate	Certified absence	Self- certified absence	Non Covid-19 absence	Covid-19 absence	Total absence rate
Oct 2019	4.9%	3.3%	4.0%	3.6%	0.5%	4.0%		4.0%
Sep 2019	4.5%	3.6%	4.1%	3.6%	0.4%	4.1%		4.1%
Aug 2019	4.4%	3.4%	3.9%	3.5%	0.4%	3.9%		3.9%
Jul 2019	4.2%	3.0%	3.6%	3.2%	0.4%	3.6%		3.6%
Jun 2019	5.2%	3.4%	4.3%	3.6%	0.6%	4.3%		4.3%
May 2019	4.9%	2.8%	3.9%	3.5%	0.4%	3.9%		3.9%
Apr 2019	4.6%	3.2%	3.9%	3.4%	0.4%	3.9%		3.9%
Mar 2019	4.5%	3.2%	3.8%	3.3%	0.5%	3.8%		3.8%
Feb 2019	5.2%	3.5%	4.3%	3.6%	0.7%	4.3%		4.3%
Jan 2019	4.7%	3.8%	4.2%	3.6%	0.6%	4.2%		4.2%
2018	4.9%	3.3%	4.1%	3.7%	0.5%	4.1%		4.1%
Dec 2018	4.8%	3.6%	4.2%	3.7%	0.5%	4.2%		4.2%
Nov 2018	4.7%	3.2%	4.0%	3.5%	0.5%	4.0%		4.0%
Oct 2018	5.7%	3.3%	4.5%	4.0%	0.5%	4.5%		4.5%
Sep 2018	4.3%	3.4%	3.8%	3.3%	0.5%	3.8%		3.8%
Aug 2018	4.4%	3.2%	3.8%	3.4%	0.4%	3.8%		3.8%
Jul 2018	4.4%	3.1%	3.8%	3.4%	0.4%	3.8%		3.8%
Jun 2018	4.3%	3.0%	3.6%	3.3%	0.4%	3.6%		3.6%
May 2018	4.2%	3.2%	3.7%	3.3%	0.4%	3.7%		3.7%
Apr 2018	4.8%	3.2%	4.0%	3.5%	0.4%	4.0%		4.0%
Mar 2018	5.2%	3.0%	4.0%	3.7%	0.4%	4.0%		4.0%
Feb 2018	5.6%	3.7%	4.6%	4.2%	0.5%	4.6%		4.6%
Jan 2018	6.6%	4.1%	5.3%	4.7%	0.6%	5.3%		5.3%

