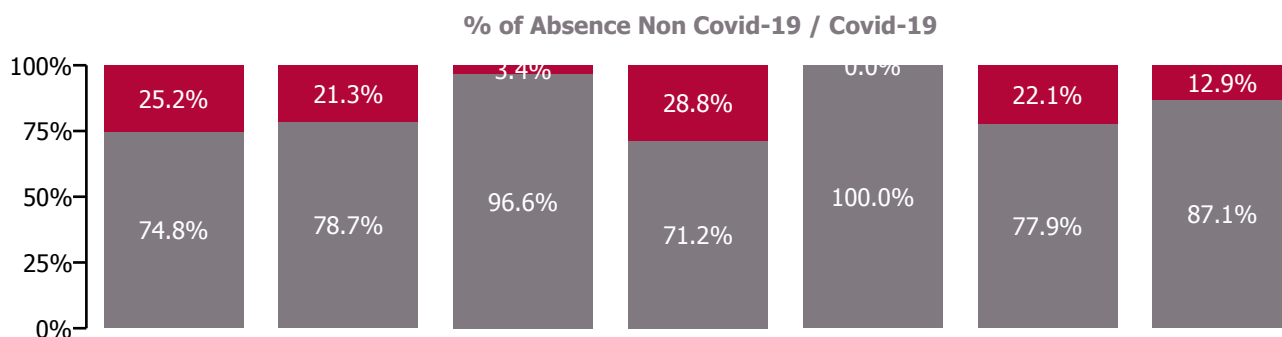
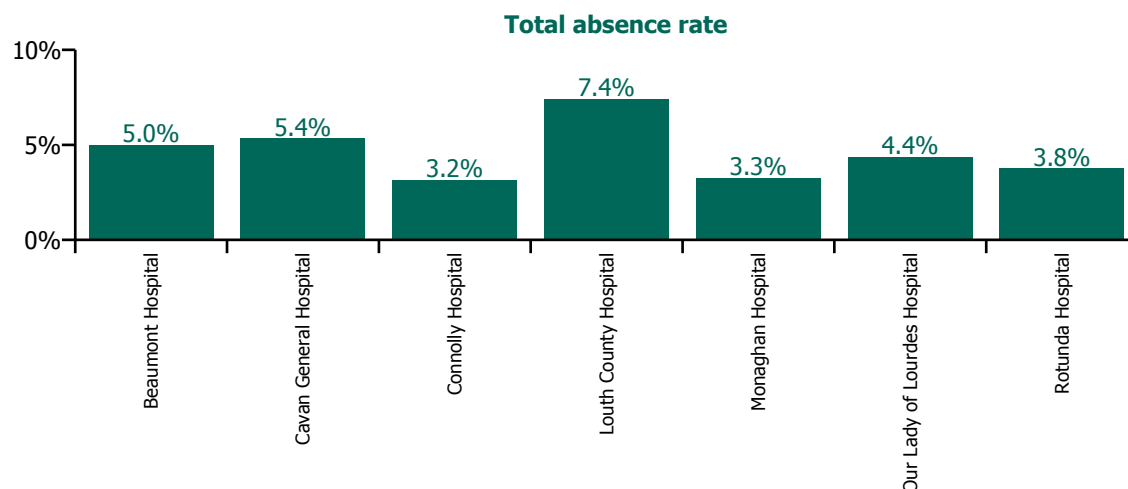


May 2021

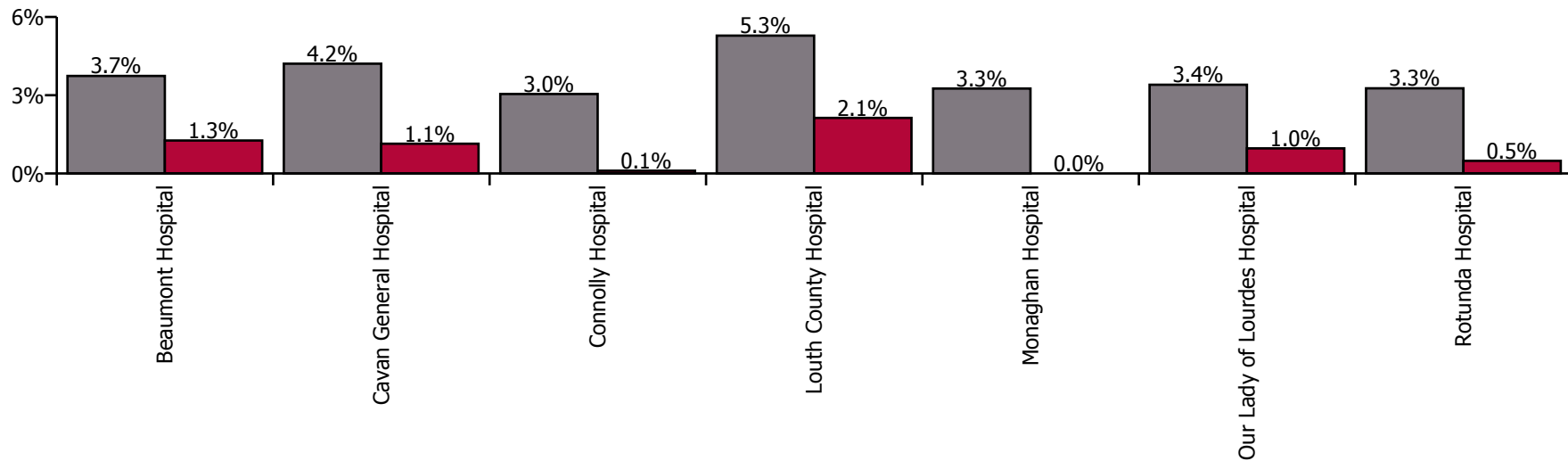
| Health Service Absence Rate - by Staff Category: May 2021 | Certified absence | Self-certified absence | Non Covid-19 absence | Covid-19 absence | Total absence rate | % Non Covid-19 absence | % Covid-19 absence |
|---|-------------------|------------------------|----------------------|------------------|--------------------|------------------------|--------------------|
| RCSI Hospitals Group | 3.2% | 0.4% | 3.6% | 0.9% | 4.6% | 79.2% | 20.8% |
| Medical & Dental | 1.0% | 0.1% | 1.1% | 0.1% | 1.2% | 88.8% | 11.2% |
| Nursing & Midwifery | 3.9% | 0.5% | 4.4% | 1.4% | 5.7% | 76.2% | 23.8% |
| Health & Social Care Professionals | 1.9% | 0.2% | 2.0% | 0.5% | 2.5% | 81.4% | 18.6% |
| Management & Administrative | 3.5% | 0.3% | 3.7% | 0.6% | 4.4% | 85.5% | 14.5% |
| General Support | 4.4% | 0.6% | 5.0% | 1.2% | 6.2% | 80.2% | 19.8% |
| Patient & Client Care | 4.4% | 0.5% | 4.9% | 1.4% | 6.3% | 77.9% | 22.1% |

| Health Service Absence Rate - by Hospital: May 2021 | Certified absence | Self-certified absence | Non Covid-19 absence | Covid-19 absence | Total absence rate | % Non Covid-19 absence | % Covid-19 absence |
|---|-------------------|------------------------|----------------------|------------------|--------------------|------------------------|--------------------|
| RCSI Hospitals Group | 3.2% | 0.4% | 3.6% | 0.9% | 4.6% | 79.2% | 20.8% |
| Beaumont Hospital | 3.4% | 0.3% | 3.7% | 1.3% | 5.0% | 74.8% | 25.2% |
| Cavan General Hospital | 3.8% | 0.4% | 4.2% | 1.1% | 5.4% | 78.7% | 21.3% |
| Connolly Hospital | 2.7% | 0.4% | 3.0% | 0.1% | 3.2% | 96.6% | 3.4% |
| Louth County Hospital | 4.8% | 0.4% | 5.3% | 2.1% | 7.4% | 71.2% | 28.8% |
| Monaghan Hospital | 2.8% | 0.4% | 3.3% | 0.0% | 3.3% | 100.0% | 0.0% |
| Our Lady of Lourdes Hospital | 3.0% | 0.4% | 3.4% | 1.0% | 4.4% | 77.9% | 22.1% |
| Rotunda Hospital | 2.8% | 0.4% | 3.3% | 0.5% | 3.8% | 87.1% | 12.9% |



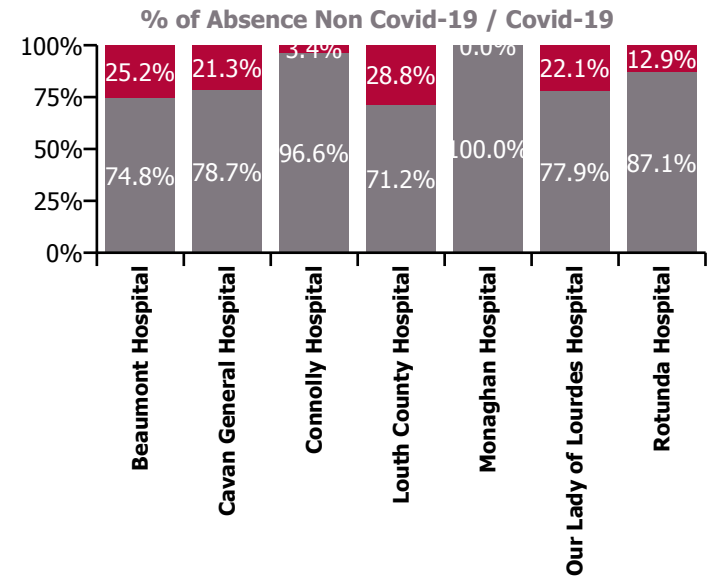
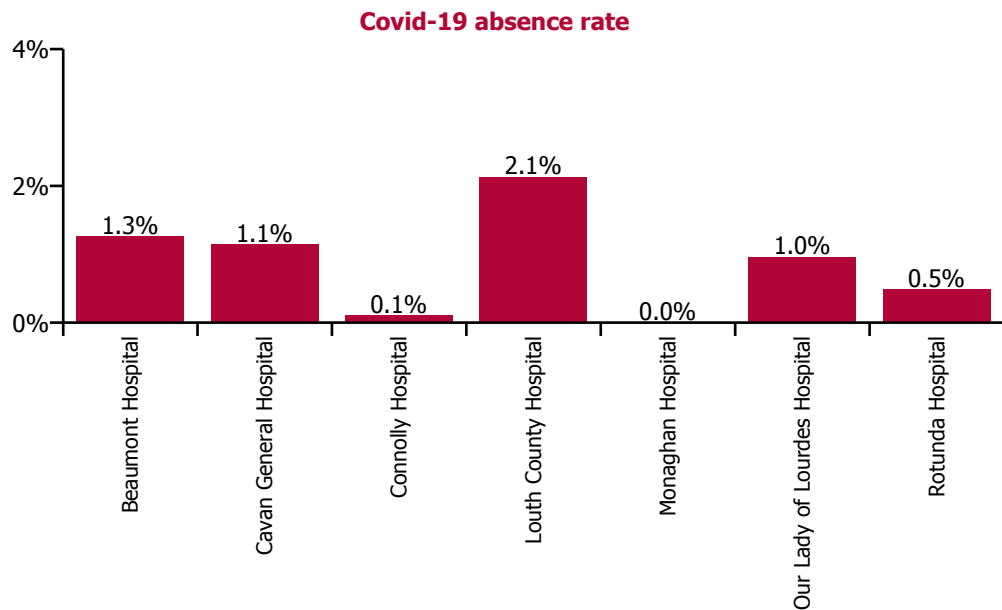
May 2021

| Health Service Absence Rate by Hospital: May 2021 | Medical & Dental | Nursing & Midwifery | Health & Social Care Professionals | Management & Administrative | General Support | Patient & Client Care | Certified absence | Self-certified absence | Non Covid-19 absence | Covid-19 absence | Total absence rate |
|---|------------------|---------------------|------------------------------------|-----------------------------|-----------------|-----------------------|-------------------|------------------------|----------------------|------------------|--------------------|
| RCSI Hospitals Group | 1.2% | 5.7% | 2.5% | 4.4% | 6.2% | 6.3% | 3.2% | 0.4% | 3.6% | 0.9% | 4.6% |
| Beaumont Hospital | 1.3% | 6.0% | 2.9% | 4.2% | 7.7% | 8.3% | 3.4% | 0.3% | 3.7% | 1.3% | 5.0% |
| Cavan General Hospital | 2.3% | 7.5% | 3.6% | 2.1% | 4.4% | 7.2% | 3.8% | 0.4% | 4.2% | 1.1% | 5.4% |
| Connolly Hospital | 1.2% | 3.3% | 2.6% | 3.9% | 4.2% | 4.5% | 2.7% | 0.4% | 3.0% | 0.1% | 3.2% |
| Louth County Hospital | 0.0% | 10.3% | 0.4% | 10.0% | 5.0% | 7.2% | 4.8% | 0.4% | 5.3% | 2.1% | 7.4% |
| Monaghan Hospital | 0.0% | 4.1% | 2.0% | 5.1% | 0.0% | 3.0% | 2.8% | 0.4% | 3.3% | 0.0% | 3.3% |
| Our Lady of Lourdes Hospital | 0.9% | 5.6% | 1.2% | 6.0% | 6.9% | 4.7% | 3.0% | 0.4% | 3.4% | 1.0% | 4.4% |
| Rotunda Hospital | 0.4% | 5.6% | 2.3% | 2.7% | 3.7% | 3.1% | 2.8% | 0.4% | 3.3% | 0.5% | 3.8% |



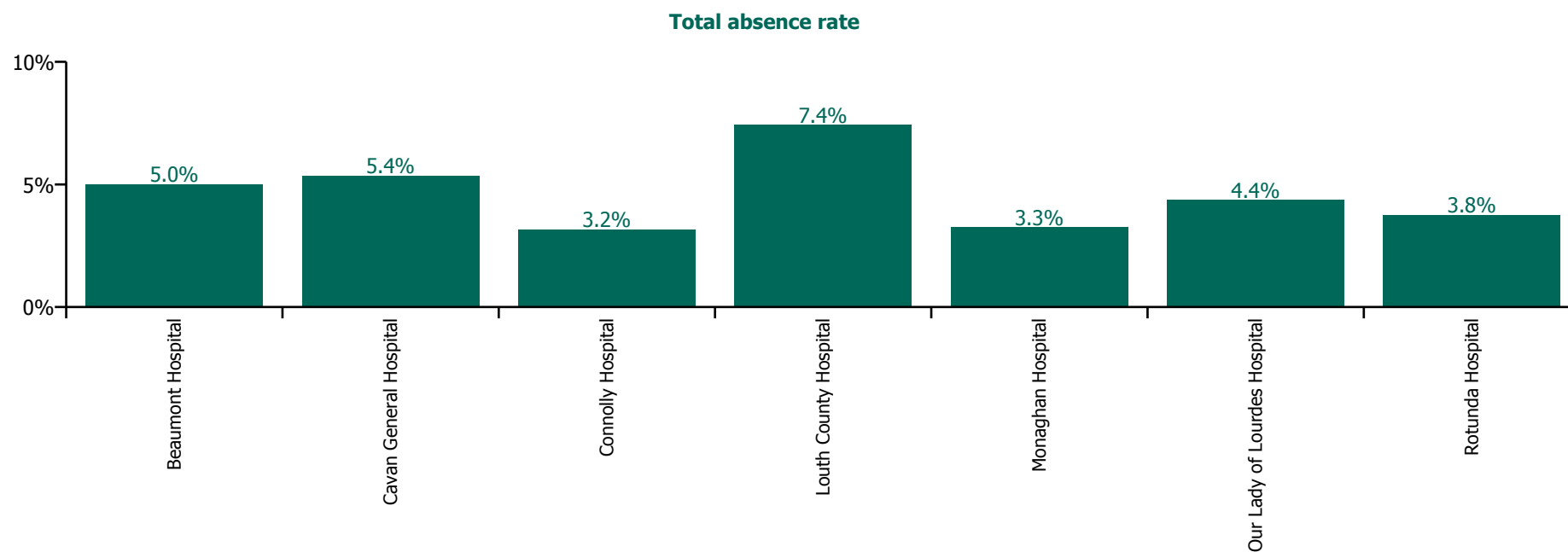
May 2021

| Health Service Covid-19 Absence Rate - by Staff Category & Hospital: May 2021 | Medical & Dental | Nursing & Midwifery | Health & Social Care Professionals | Management & Administrative | General Support | Patient & Client Care | Covid-19 absence | Non Covid-19 absence | Total absence rate |
|---|------------------|---------------------|------------------------------------|-----------------------------|-----------------|-----------------------|------------------|----------------------|--------------------|
| RCSI Hospitals Group | 0.1% | 1.4% | 0.5% | 4.4% | 1.2% | 1.4% | 0.9% | 3.6% | 4.6% |
| Beaumont Hospital | 0.0% | 2.0% | 0.8% | 4.2% | 1.6% | 1.9% | 1.3% | 3.7% | 5.0% |
| Cavan General Hospital | 0.0% | 1.7% | 0.0% | 2.1% | 1.3% | 2.1% | 1.1% | 4.2% | 5.4% |
| Connolly Hospital | 0.5% | 0.0% | 0.0% | 3.9% | 0.1% | 0.0% | 0.1% | 3.0% | 3.2% |
| Louth County Hospital | 0.0% | 2.2% | 0.0% | 10.0% | 1.2% | 4.3% | 2.1% | 5.3% | 7.4% |
| Monaghan Hospital | 0.0% | 0.0% | 0.0% | 5.1% | 0.0% | 0.0% | 0.0% | 3.3% | 3.3% |
| Our Lady of Lourdes Hospital | 0.1% | 1.4% | 0.5% | 6.0% | 1.3% | 0.6% | 1.0% | 3.4% | 4.4% |
| Rotunda Hospital | 0.1% | 0.5% | 0.1% | 2.7% | 0.9% | 1.3% | 0.5% | 3.3% | 3.8% |



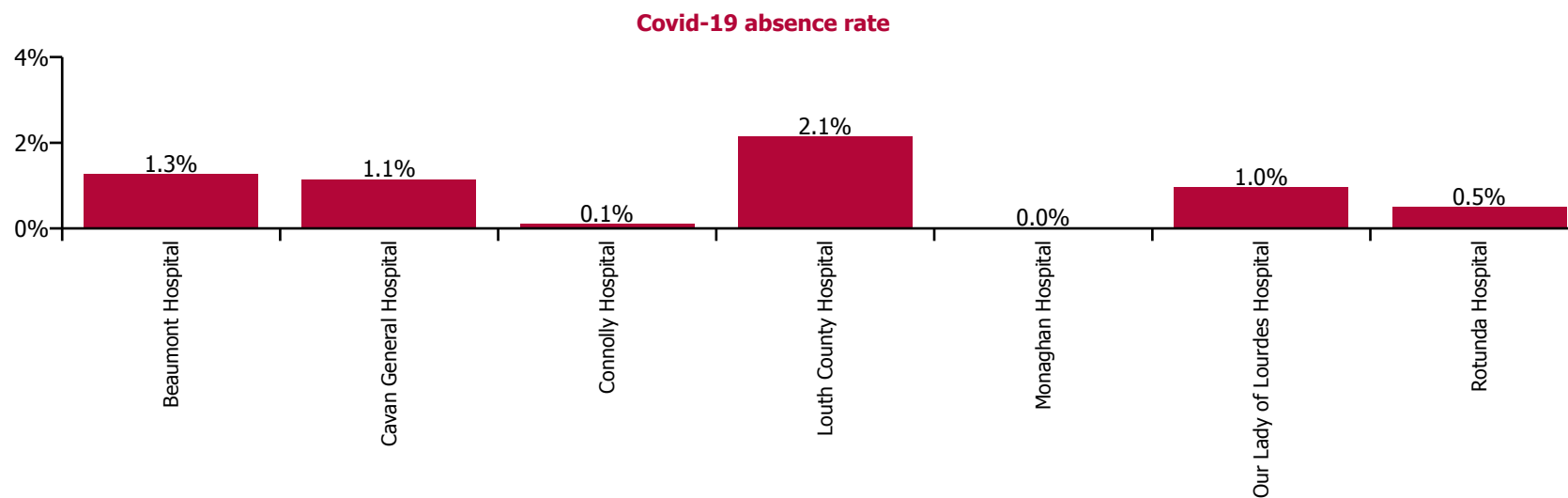
May 2021

| Health Service Absence Rate - by Hospital & Staff Category: May 2021 | Medical & Dental | Nursing & Midwifery | Health & Social Care Professionals | Management & Administrative | General Support | Patient & Client Care | Certified absence | Self-certified absence | Non Covid-19 absence | Covid-19 absence | Total absence rate |
|--|------------------|---------------------|------------------------------------|-----------------------------|-----------------|-----------------------|-------------------|------------------------|----------------------|------------------|--------------------|
| RCSI Hospitals Group | 1.2% | 5.7% | 2.5% | 4.4% | 6.2% | 6.3% | 3.2% | 0.4% | 3.6% | 0.9% | 4.6% |
| Beaumont Hospital | 1.3% | 6.0% | 2.9% | 4.2% | 7.7% | 8.3% | 3.4% | 0.3% | 3.7% | 1.3% | 5.0% |
| Cavan General Hospital | 2.3% | 7.5% | 3.6% | 2.1% | 4.4% | 7.2% | 3.8% | 0.4% | 4.2% | 1.1% | 5.4% |
| Connolly Hospital | 1.2% | 3.3% | 2.6% | 3.9% | 4.2% | 4.5% | 2.7% | 0.4% | 3.0% | 0.1% | 3.2% |
| Louth County Hospital | 0.0% | 10.3% | 0.4% | 10.0% | 5.0% | 7.2% | 4.8% | 0.4% | 5.3% | 2.1% | 7.4% |
| Monaghan Hospital | 0.0% | 4.1% | 2.0% | 5.1% | 0.0% | 3.0% | 2.8% | 0.4% | 3.3% | 0.0% | 3.3% |
| Our Lady of Lourdes Hospital | 0.9% | 5.6% | 1.2% | 6.0% | 6.9% | 4.7% | 3.0% | 0.4% | 3.4% | 1.0% | 4.4% |
| Rotunda Hospital | 0.4% | 5.6% | 2.3% | 2.7% | 3.7% | 3.1% | 2.8% | 0.4% | 3.3% | 0.5% | 3.8% |



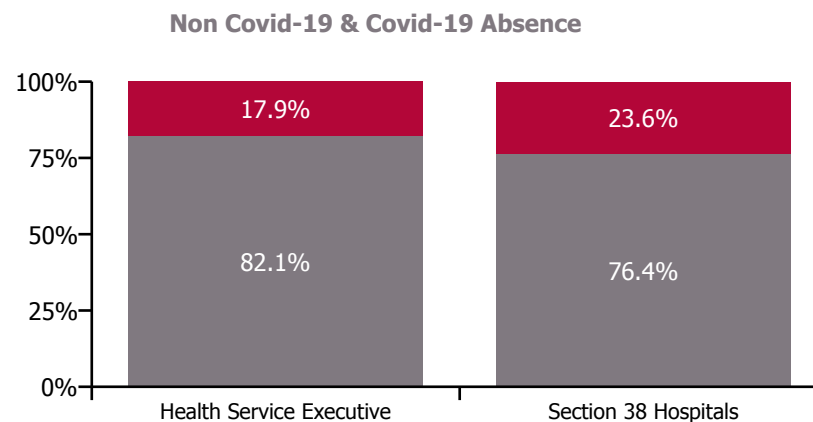
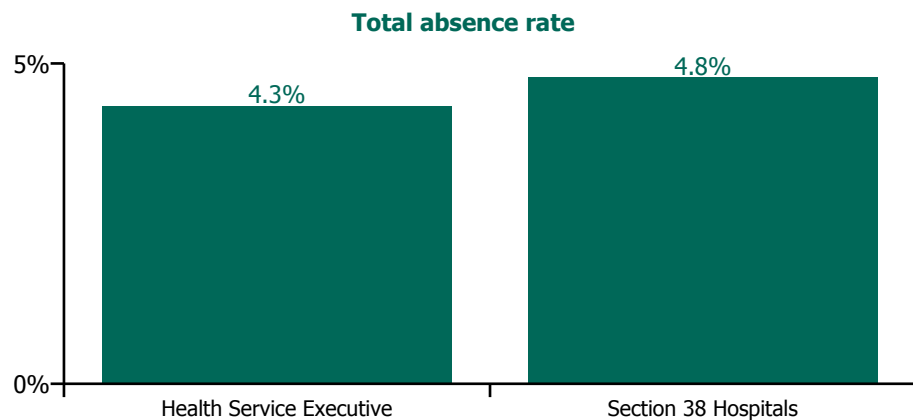
May 2021

| Health Service Covid-19 Absence Rate - by Staff Category & Hospital: May 2021 | Medical & Dental | Nursing & Midwifery | Health & Social Care Professionals | Management & Administrative | General Support | Patient & Client Care | Covid-19 absence | Non Covid-19 absence | Total absence rate |
|---|------------------|---------------------|------------------------------------|-----------------------------|-----------------|-----------------------|------------------|----------------------|--------------------|
| RCSI Hospitals Group | 0.1% | 1.4% | 0.5% | 4.4% | 1.2% | 1.4% | 0.9% | 3.6% | 4.6% |
| Beaumont Hospital | 0.0% | 2.0% | 0.8% | 4.2% | 1.6% | 1.9% | 1.3% | 3.7% | 5.0% |
| Cavan General Hospital | 0.0% | 1.7% | 0.0% | 2.1% | 1.3% | 2.1% | 1.1% | 4.2% | 5.4% |
| Connolly Hospital | 0.5% | 0.0% | 0.0% | 3.9% | 0.1% | 0.0% | 0.1% | 3.0% | 3.2% |
| Louth County Hospital | 0.0% | 2.2% | 0.0% | 10.0% | 1.2% | 4.3% | 2.1% | 5.3% | 7.4% |
| Monaghan Hospital | 0.0% | 0.0% | 0.0% | 5.1% | 0.0% | 0.0% | 0.0% | 3.3% | 3.3% |
| Our Lady of Lourdes Hospital | 0.1% | 1.4% | 0.5% | 6.0% | 1.3% | 0.6% | 1.0% | 3.4% | 4.4% |
| Rotunda Hospital | 0.1% | 0.5% | 0.1% | 2.7% | 0.9% | 1.3% | 0.5% | 3.3% | 3.8% |



May 2021

| Health Service Absence Rate - by Admin & Hospital: May 2021 | Medical & Dental | Nursing & Midwifery | Health & Social Care Professionals | Management & Administrative | General Support | Patient & Client Care | Certified absence | Self-certified absence | Non Covid-19 absence | Covid-19 absence | Total absence rate |
|---|------------------|---------------------|------------------------------------|-----------------------------|-----------------|-----------------------|-------------------|------------------------|----------------------|------------------|--------------------|
| RCSI Hospitals Group | 1.2% | 5.7% | 2.5% | 4.4% | 6.2% | 6.3% | 3.2% | 0.4% | 3.6% | 0.9% | 4.6% |
| Health Service Executive | 1.2% | 5.5% | 2.1% | 4.8% | 5.3% | 5.4% | 3.2% | 0.4% | 3.6% | 0.8% | 4.3% |
| Cavan General Hospital | 2.3% | 7.5% | 3.6% | 2.1% | 4.4% | 7.2% | 3.8% | 0.4% | 4.2% | 1.1% | 5.4% |
| Connolly Hospital | 1.2% | 3.3% | 2.6% | 3.9% | 4.2% | 4.5% | 2.7% | 0.4% | 3.0% | 0.1% | 3.2% |
| Louth County Hospital | 0.0% | 10.3% | 0.4% | 10.0% | 5.0% | 7.2% | 4.8% | 0.4% | 5.3% | 2.1% | 7.4% |
| Monaghan Hospital | 0.0% | 4.1% | 2.0% | 5.1% | 0.0% | 3.0% | 2.8% | 0.4% | 3.3% | 0.0% | 3.3% |
| Our Lady of Lourdes Hospital | 0.9% | 5.6% | 1.2% | 6.0% | 6.9% | 4.7% | 3.0% | 0.4% | 3.4% | 1.0% | 4.4% |
| Section 38 Hospitals | 1.2% | 5.9% | 2.9% | 3.9% | 6.8% | 7.8% | 3.3% | 0.3% | 3.7% | 1.1% | 4.8% |
| Beaumont Hospital | 1.3% | 6.0% | 2.9% | 4.2% | 7.7% | 8.3% | 3.4% | 0.3% | 3.7% | 1.3% | 5.0% |
| Rotunda Hospital | 0.4% | 5.6% | 2.3% | 2.7% | 3.7% | 3.1% | 2.8% | 0.4% | 3.3% | 0.5% | 3.8% |



May 2021

| Beaumont Hospital absence by Staff Category | Certified absence | Self-certified absence | Non Covid-19 absence | Covid-19 absence | Total absence rate | % Non Covid-19 absence | % Covid-19 absence |
|---|-------------------|------------------------|----------------------|------------------|--------------------|------------------------|--------------------|
| Beaumont Hospital | 3.4% | 0.3% | 3.7% | 1.3% | 5.0% | 74.8% | 25.2% |
| Medical & Dental | 1.2% | 0.1% | 1.3% | 0.0% | 1.3% | 98.7% | 1.3% |
| Nursing & Midwifery | 3.7% | 0.3% | 4.0% | 2.0% | 6.0% | 67.1% | 32.9% |
| Health & Social Care Professionals | 1.9% | 0.2% | 2.1% | 0.8% | 2.9% | 72.1% | 27.9% |
| Management & Administrative | 3.3% | 0.3% | 3.7% | 0.6% | 4.2% | 86.8% | 13.2% |
| General Support | 5.6% | 0.4% | 6.0% | 1.6% | 7.7% | 78.8% | 21.2% |
| Patient & Client Care | 5.7% | 0.6% | 6.3% | 1.9% | 8.3% | 76.6% | 23.4% |

May 2021

| Cavan General Hospital absence by Staff Category | Certified absence | Self-certified absence | Non Covid-19 absence | Covid-19 absence | Total absence rate | % Non Covid-19 absence | % Covid-19 absence |
|--|-------------------|------------------------|----------------------|------------------|--------------------|------------------------|--------------------|
| Cavan General Hospital | 3.8% | 0.4% | 4.2% | 1.1% | 5.4% | 78.7% | 21.3% |
| Medical & Dental | 2.0% | 0.3% | 2.3% | 0.0% | 2.3% | 100.0% | 0.0% |
| Nursing & Midwifery | 5.3% | 0.6% | 5.8% | 1.7% | 7.5% | 77.5% | 22.5% |
| Health & Social Care Professionals | 3.3% | 0.3% | 3.5% | 0.0% | 3.6% | 99.3% | 0.7% |
| Management & Administrative | 1.4% | 0.3% | 1.7% | 0.4% | 2.1% | 82.1% | 17.9% |
| General Support | 2.8% | 0.3% | 3.1% | 1.3% | 4.4% | 71.0% | 29.0% |
| Patient & Client Care | 4.8% | 0.3% | 5.0% | 2.1% | 7.2% | 70.3% | 29.7% |

May 2021

| Connolly Hospital absence by Staff Category | Certified absence | Self-certified absence | Non Covid-19 absence | Covid-19 absence | Total absence rate | % Non Covid-19 absence | % Covid-19 absence |
|---|-------------------|------------------------|----------------------|------------------|--------------------|------------------------|--------------------|
| Connolly Hospital | 2.7% | 0.4% | 3.0% | 0.1% | 3.2% | 96.6% | 3.4% |
| Medical & Dental | 0.6% | 0.0% | 0.6% | 0.5% | 1.2% | 52.6% | 47.4% |
| Nursing & Midwifery | 2.9% | 0.5% | 3.3% | 0.0% | 3.3% | 100.0% | 0.0% |
| Health & Social Care Professionals | 2.5% | 0.1% | 2.5% | 0.0% | 2.6% | 98.6% | 1.4% |
| Management & Administrative | 3.8% | 0.1% | 3.9% | 0.0% | 3.9% | 100.0% | 0.0% |
| General Support | 2.3% | 1.8% | 4.1% | 0.1% | 4.2% | 97.1% | 2.9% |
| Patient & Client Care | 4.2% | 0.4% | 4.5% | 0.0% | 4.5% | 100.0% | 0.0% |

May 2021

| Louth County Hospital absence by Staff Category | Certified absence | Self-certified absence | Non Covid-19 absence | Covid-19 absence | Total absence rate | % Non Covid-19 absence | % Covid-19 absence |
|---|-------------------|------------------------|----------------------|------------------|--------------------|------------------------|--------------------|
| Louth County Hospital | 4.8% | 0.4% | 5.3% | 2.1% | 7.4% | 71.2% | 28.8% |
| Medical & Dental | 0.0% | 0.0% | 0.0% | 0.0% | 0.0% | #DIV/0 | #DIV/0 |
| Nursing & Midwifery | 7.7% | 0.4% | 8.0% | 2.2% | 10.3% | 78.3% | 21.7% |
| Health & Social Care Professionals | 0.4% | 0.0% | 0.4% | 0.0% | 0.4% | 100.0% | 0.0% |
| Management & Administrative | 7.5% | 0.2% | 7.7% | 2.3% | 10.0% | 77.0% | 23.0% |
| General Support | 3.0% | 0.9% | 3.9% | 1.2% | 5.0% | 76.9% | 23.1% |
| Patient & Client Care | 2.2% | 0.7% | 2.9% | 4.3% | 7.2% | 39.8% | 60.2% |

May 2021

| Monaghan Hospital absence by Staff Category | Certified absence | Self-certified absence | Non Covid-19 absence | Covid-19 absence | Total absence rate | % Non Covid-19 absence | % Covid-19 absence |
|---|-------------------|------------------------|----------------------|------------------|--------------------|------------------------|--------------------|
| Monaghan Hospital | 2.8% | 0.4% | 3.3% | 0.0% | 3.3% | 100.0% | 0.0% |
| Medical & Dental | 0.0% | 0.0% | 0.0% | 0.0% | 0.0% | #DIV/0 | #DIV/0 |
| Nursing & Midwifery | 3.5% | 0.7% | 4.1% | 0.0% | 4.1% | 100.0% | 0.0% |
| Health & Social Care Professionals | 1.7% | 0.3% | 2.0% | 0.0% | 2.0% | 100.0% | 0.0% |
| Management & Administrative | 4.3% | 0.8% | 5.1% | 0.0% | 5.1% | 100.0% | 0.0% |
| General Support | 0.0% | 0.0% | 0.0% | 0.0% | 0.0% | | #DIV/0 |
| Patient & Client Care | 2.9% | 0.1% | 3.0% | 0.0% | 3.0% | 100.0% | 0.0% |

May 2021

| Our Lady of Lourdes Hospital absence by Staff Category | Certified absence | Self-certified absence | Non Covid-19 absence | Covid-19 absence | Total absence rate | % Non Covid-19 absence | % Covid-19 absence |
|--|-------------------|------------------------|----------------------|------------------|--------------------|------------------------|--------------------|
| Our Lady of Lourdes Hospital | 3.0% | 0.4% | 3.4% | 1.0% | 4.4% | 77.9% | 22.1% |
| Medical & Dental | 0.7% | 0.0% | 0.7% | 0.1% | 0.9% | 86.0% | 14.0% |
| Nursing & Midwifery | 3.5% | 0.7% | 4.2% | 1.4% | 5.6% | 75.4% | 24.6% |
| Health & Social Care Professionals | 0.6% | 0.1% | 0.7% | 0.5% | 1.2% | 59.8% | 40.2% |
| Management & Administrative | 4.5% | 0.2% | 4.7% | 1.3% | 6.0% | 78.1% | 21.9% |
| General Support | 5.5% | 0.1% | 5.7% | 1.3% | 6.9% | 81.9% | 18.1% |
| Patient & Client Care | 3.3% | 0.8% | 4.1% | 0.6% | 4.7% | 87.1% | 12.9% |

May 2021

| Rotunda Hospital absence by Staff Category | Certified absence | Self-certified absence | Non Covid-19 absence | Covid-19 absence | Total absence rate | % Non Covid-19 absence | % Covid-19 absence |
|--|-------------------|------------------------|----------------------|------------------|--------------------|------------------------|--------------------|
| Rotunda Hospital | 2.8% | 0.4% | 3.3% | 0.5% | 3.8% | 87.1% | 12.9% |
| Medical & Dental | 0.3% | 0.1% | 0.4% | 0.1% | 0.4% | 79.5% | 20.5% |
| Nursing & Midwifery | 4.5% | 0.6% | 5.1% | 0.5% | 5.6% | 91.2% | 8.8% |
| Health & Social Care Professionals | 2.1% | 0.1% | 2.2% | 0.1% | 2.3% | 94.0% | 6.0% |
| Management & Administrative | 1.9% | 0.5% | 2.4% | 0.4% | 2.7% | 86.5% | 13.5% |
| General Support | 2.3% | 0.5% | 2.8% | 0.9% | 3.7% | 76.1% | 23.9% |
| Patient & Client Care | 1.5% | 0.3% | 1.8% | 1.3% | 3.1% | 57.8% | 42.2% |

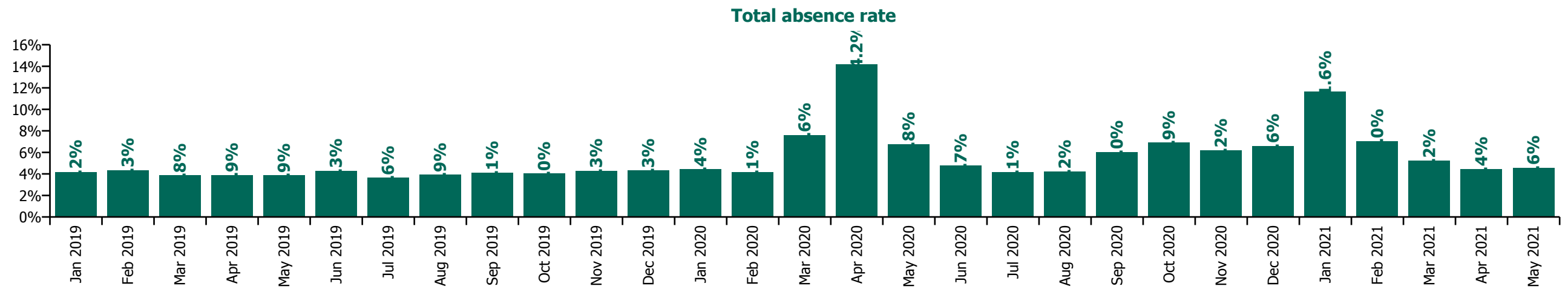
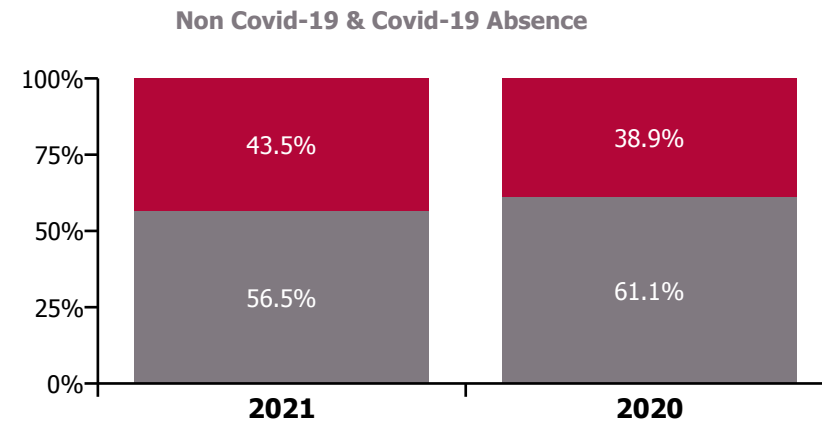
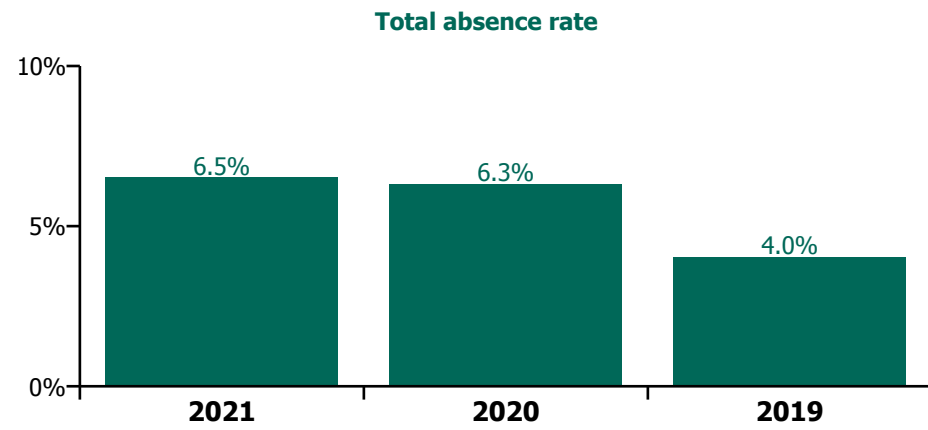
RCSI Hospitals Group

| Year/ month | Medical & Dental | Nursing & Midwifery | Health & Social Care Professionals | Management & Administrative | General Support | Patient & Client Care | Certified absence | Self-certified absence | Non Covid-19 absence | Covid-19 absence | Total absence rate |
|-------------|------------------|---------------------|------------------------------------|-----------------------------|-----------------|-----------------------|-------------------|------------------------|----------------------|------------------|--------------------|
| 2021 | 1.9% | 8.4% | 3.7% | 5.3% | 8.3% | 9.8% | 3.3% | 0.4% | 3.7% | 2.8% | 6.5% |
| May 2021 | 1.2% | 5.7% | 2.5% | 4.4% | 6.2% | 6.3% | 3.2% | 0.4% | 3.6% | 0.9% | 4.6% |
| Apr 2021 | 1.2% | 5.9% | 2.4% | 3.6% | 5.9% | 6.3% | 3.0% | 0.3% | 3.3% | 1.1% | 4.4% |
| Mar 2021 | 1.3% | 6.9% | 3.4% | 3.6% | 6.9% | 7.7% | 3.3% | 0.3% | 3.6% | 1.6% | 5.2% |
| Feb 2021 | 1.6% | 9.3% | 4.1% | 5.3% | 8.8% | 11.0% | 3.5% | 0.5% | 4.0% | 3.0% | 7.0% |
| Jan 2021 | 4.3% | 14.5% | 6.4% | 9.6% | 14.0% | 18.3% | 3.7% | 0.3% | 4.0% | 7.7% | 11.6% |
| 2020 | 2.5% | 7.7% | 4.4% | 5.3% | 7.6% | 9.3% | 3.5% | 0.4% | 3.9% | 2.5% | 6.3% |
| Dec 2020 | 2.6% | 8.7% | 3.1% | 5.9% | 7.1% | 9.8% | 3.3% | 0.3% | 3.6% | 3.0% | 6.6% |
| Nov 2020 | 2.6% | 7.8% | 2.9% | 5.7% | 7.0% | 9.5% | 3.5% | 0.3% | 3.8% | 2.4% | 6.2% |
| Oct 2020 | 3.2% | 8.1% | 4.9% | 6.0% | 7.8% | 11.0% | 3.7% | 0.3% | 4.0% | 2.8% | 6.9% |
| Sep 2020 | 3.3% | 6.9% | 4.6% | 5.2% | 6.9% | 8.7% | 3.7% | 0.4% | 4.1% | 1.9% | 6.0% |
| Aug 2020 | 1.3% | 4.9% | 2.8% | 3.2% | 6.5% | 6.4% | 3.1% | 0.3% | 3.4% | 0.7% | 4.2% |
| Jul 2020 | 0.7% | 4.9% | 2.6% | 3.8% | 6.5% | 5.9% | 3.0% | 0.4% | 3.4% | 0.7% | 4.1% |
| Jun 2020 | 1.2% | 6.0% | 2.9% | 4.2% | 6.0% | 7.4% | 3.3% | 0.3% | 3.6% | 1.1% | 4.7% |
| May 2020 | 2.1% | 8.7% | 4.7% | 4.7% | 7.6% | 11.2% | 3.7% | 0.3% | 4.0% | 2.7% | 6.8% |
| Apr 2020 | 7.3% | 18.6% | 10.3% | 9.1% | 14.7% | 18.9% | 3.8% | 0.2% | 3.9% | 10.2% | 14.2% |
| Mar 2020 | 3.9% | 7.8% | 7.3% | 7.3% | 9.9% | 10.7% | 3.4% | 0.4% | 3.8% | 3.8% | 7.6% |
| Feb 2020 | 1.2% | 4.9% | 3.1% | 4.1% | 5.4% | 5.5% | 3.6% | 0.5% | 4.1% | | 4.1% |
| Jan 2020 | 0.9% | 5.1% | 3.3% | 4.8% | 5.8% | 6.3% | 3.9% | 0.6% | 4.4% | | 4.4% |
| 2019 | 1.0% | 4.8% | 2.8% | 4.1% | 5.6% | 5.2% | 3.5% | 0.5% | 4.0% | | 4.0% |
| Dec 2019 | 1.2% | 5.2% | 3.2% | 3.8% | 5.8% | 5.8% | 3.7% | 0.6% | 4.3% | | 4.3% |
| Nov 2019 | 1.3% | 5.4% | 2.9% | 4.1% | 6.0% | 4.6% | 3.7% | 0.6% | 4.3% | | 4.3% |
| Oct 2019 | 1.2% | 5.3% | 2.6% | 4.1% | 5.0% | 4.3% | 3.6% | 0.5% | 4.0% | | 4.0% |
| Sep 2019 | 0.9% | 4.8% | 2.9% | 4.2% | 6.6% | 4.7% | 3.6% | 0.4% | 4.1% | | 4.1% |
| Aug 2019 | 0.9% | 4.6% | 2.4% | 4.3% | 5.8% | 5.0% | 3.5% | 0.4% | 3.9% | | 3.9% |
| Jul 2019 | 0.7% | 4.0% | 2.8% | 3.9% | 5.2% | 5.4% | 3.2% | 0.4% | 3.6% | | 3.6% |
| Jun 2019 | 1.3% | 4.8% | 2.8% | 4.0% | 6.3% | 6.8% | 3.6% | 0.6% | 4.3% | | 4.3% |
| May 2019 | 1.2% | 4.8% | 2.2% | 4.1% | 5.1% | 4.7% | 3.5% | 0.4% | 3.9% | | 3.9% |
| Apr 2019 | 1.2% | 4.8% | 2.9% | 3.9% | 4.8% | 5.0% | 3.4% | 0.4% | 3.9% | | 3.9% |
| Mar 2019 | 0.9% | 4.5% | 3.0% | 3.7% | 5.6% | 5.2% | 3.3% | 0.5% | 3.8% | | 3.8% |
| Feb 2019 | 0.9% | 5.2% | 2.8% | 4.6% | 6.0% | 5.9% | 3.6% | 0.7% | 4.3% | | 4.3% |
| Jan 2019 | 0.8% | 4.8% | 3.1% | 4.8% | 5.3% | 5.4% | 3.6% | 0.6% | 4.2% | | 4.2% |

| | | | | | | | | | | | |
|------|------|------|------|------|------|------|------|------|------|--|------|
| 2018 | 1.0% | 4.5% | 2.9% | 4.7% | 6.0% | 6.0% | 3.7% | 0.5% | 4.1% | | 4.1% |
|------|------|------|------|------|------|------|------|------|------|--|------|

RCSI Hospitals Group

| Year/ month | Beaumont Hospital | Cavan General Hospital | Connolly Hospital | Louth County Hospital | Monaghan Hospital | Our Lady of Lourdes Hospital | Rotunda Hospital | Acute Services absence rate | Certified absence | Self-certified absence | Non Covid-19 absence | Covid-19 absence | Total absence rate |
|-------------|-------------------|------------------------|-------------------|-----------------------|-------------------|------------------------------|------------------|-----------------------------|-------------------|------------------------|----------------------|------------------|--------------------|
| 2021 | 6.4% | 6.8% | 5.0% | 15.0% | 10.4% | 7.3% | 4.8% | 6.5% | 3.3% | 0.4% | 3.7% | 2.8% | 6.5% |
| May 2021 | 5.0% | 5.4% | 3.2% | 7.4% | 3.3% | 4.4% | 3.8% | 4.6% | 3.2% | 0.4% | 3.6% | 0.9% | 4.56% |
| Apr 2021 | 4.2% | 5.3% | 2.7% | 10.1% | 3.1% | 5.4% | 3.8% | 4.4% | 3.0% | 0.3% | 3.3% | 1.1% | 4.45% |
| Mar 2021 | 5.4% | 6.5% | 3.8% | 10.4% | 5.2% | 4.9% | 4.0% | 5.2% | 3.3% | 0.3% | 3.6% | 1.6% | 5.20% |
| Feb 2021 | 6.3% | 7.9% | 6.5% | 15.8% | 12.7% | 8.3% | 4.4% | 7.0% | 3.5% | 0.5% | 4.0% | 3.0% | 7.05% |
| Jan 2021 | 11.0% | 9.2% | 8.8% | 31.8% | 31.0% | 14.4% | 8.1% | 11.6% | 3.7% | 0.3% | 4.0% | 7.7% | 11.64% |
| 2020 | 6.2% | 7.7% | 5.0% | 7.3% | 6.2% | 7.4% | 4.8% | 6.3% | 3.5% | 0.4% | 3.9% | 2.5% | 6.3% |
| Dec 2020 | 7.1% | 6.3% | 4.2% | 11.4% | 7.1% | 7.9% | 4.2% | 6.6% | 3.3% | 0.3% | 3.6% | 3.0% | 6.58% |
| Nov 2020 | 5.6% | 6.5% | 5.4% | 9.8% | 4.9% | 7.9% | 4.9% | 6.2% | 3.5% | 0.3% | 3.8% | 2.4% | 6.17% |
| Oct 2020 | 6.1% | 10.2% | 5.4% | 8.3% | 7.5% | 8.3% | 5.6% | 6.9% | 3.7% | 0.3% | 4.0% | 2.8% | 6.88% |
| Sep 2020 | 6.3% | 6.8% | 4.7% | 7.1% | 6.8% | 6.3% | 4.6% | 6.0% | 3.7% | 0.4% | 4.1% | 1.9% | 6.01% |
| Aug 2020 | 4.0% | 6.3% | 1.3% | 5.3% | 6.1% | 5.4% | 4.0% | 4.2% | 3.1% | 0.3% | 3.4% | 0.7% | 4.17% |
| Jul 2020 | 3.7% | 5.8% | 3.8% | 5.1% | 2.9% | 4.7% | 3.2% | 4.1% | 3.0% | 0.4% | 3.4% | 0.7% | 4.13% |
| Jun 2020 | 4.0% | 6.0% | 5.7% | 5.5% | 4.3% | 5.4% | 3.4% | 4.7% | 3.3% | 0.3% | 3.6% | 1.1% | 4.74% |
| May 2020 | 6.9% | 8.4% | 5.4% | 6.8% | 5.8% | 7.7% | 4.4% | 6.8% | 3.7% | 0.3% | 4.0% | 2.7% | 6.76% |
| Apr 2020 | 15.4% | 17.6% | 10.5% | 10.6% | 13.9% | 14.3% | 10.8% | 14.2% | 3.8% | 0.2% | 3.9% | 10.2% | 14.15% |
| Mar 2020 | 7.9% | 8.0% | 6.0% | 7.4% | 6.1% | 9.4% | 5.1% | 7.6% | 3.4% | 0.4% | 3.8% | 3.8% | 7.61% |
| Feb 2020 | 3.7% | 4.9% | 3.3% | 3.9% | 4.6% | 5.4% | 3.9% | 4.1% | 3.6% | 0.5% | 4.1% | | 4.13% |
| Jan 2020 | 3.7% | 6.0% | 3.4% | 6.3% | 5.0% | 6.0% | 3.9% | 4.4% | 3.9% | 0.6% | 4.4% | | 4.42% |
| 2019 | 3.4% | 4.9% | 3.6% | 6.0% | 5.6% | 5.4% | 3.5% | 4.0% | 3.5% | 0.5% | 4.0% | | 4.0% |
| Dec 2019 | 3.5% | 5.5% | 3.0% | 6.8% | 4.1% | 6.5% | 3.7% | 4.3% | 3.7% | 0.6% | 4.3% | | 4.29% |
| Nov 2019 | 3.8% | 5.0% | 3.3% | 6.9% | 5.5% | 5.4% | 3.8% | 4.3% | 3.7% | 0.6% | 4.3% | | 4.26% |
| Oct 2019 | 3.2% | 5.5% | 3.5% | 7.0% | 3.6% | 5.3% | 3.7% | 4.0% | 3.6% | 0.5% | 4.0% | | 4.03% |
| Sep 2019 | 3.8% | 4.8% | 2.7% | 8.2% | 5.5% | 5.1% | 3.0% | 4.1% | 3.6% | 0.4% | 4.1% | | 4.06% |
| Aug 2019 | 3.4% | 4.9% | 2.7% | 7.3% | 6.1% | 5.0% | 3.5% | 3.9% | 3.5% | 0.4% | 3.9% | | 3.91% |
| Jul 2019 | 3.0% | 3.8% | 3.0% | 5.8% | 6.5% | 5.0% | 3.4% | 3.6% | 3.2% | 0.4% | 3.6% | | 3.63% |
| Jun 2019 | 3.4% | 4.8% | 5.0% | 5.0% | 6.1% | 5.6% | 3.4% | 4.3% | 3.6% | 0.6% | 4.3% | | 4.27% |
| May 2019 | 2.7% | 4.7% | 4.4% | 4.6% | 6.6% | 5.4% | 3.5% | 3.9% | 3.5% | 0.4% | 3.9% | | 3.85% |
| Apr 2019 | 3.1% | 5.2% | 3.9% | 3.6% | 5.6% | 5.1% | 3.4% | 3.9% | 3.4% | 0.4% | 3.9% | | 3.89% |
| Mar 2019 | 3.2% | 4.8% | 3.8% | 4.9% | 3.5% | 4.8% | 3.5% | 3.8% | 3.3% | 0.5% | 3.8% | | 3.84% |
| Feb 2019 | 3.6% | 5.0% | 3.9% | 5.4% | 7.2% | 6.2% | 3.2% | 4.3% | 3.6% | 0.7% | 4.3% | | 4.33% |
| Jan 2019 | 3.8% | 5.4% | 3.5% | 5.7% | 6.4% | 6.1% | 3.7% | 4.2% | 3.6% | 0.6% | 4.2% | | 4.16% |



RCSI Hospitals Group

| Year/ month | Health Service Executive | Section 38 Hospitals | Acute Services absence rate | Certified absence | Self-certified absence | Non Covid-19 absence | Covid-19 absence | Total absence rate |
|-------------|--------------------------|----------------------|-----------------------------|-------------------|------------------------|----------------------|------------------|--------------------|
| 2021 | 7.0% | 6.1% | 6.5% | 3.3% | 0.4% | 3.7% | 2.8% | 6.5% |
| May 2021 | 4.3% | 4.8% | 4.6% | 3.2% | 0.4% | 3.6% | 0.9% | 4.6% |
| Apr 2021 | 4.7% | 4.2% | 4.4% | 3.0% | 0.3% | 3.3% | 1.1% | 4.4% |
| Mar 2021 | 5.2% | 5.2% | 5.2% | 3.3% | 0.3% | 3.6% | 1.6% | 5.2% |
| Feb 2021 | 8.1% | 5.9% | 7.0% | 3.5% | 0.5% | 4.0% | 3.0% | 7.0% |
| Jan 2021 | 12.8% | 10.5% | 11.6% | 3.7% | 0.3% | 4.0% | 7.7% | 11.6% |
| 2020 | 6.7% | 6.0% | 6.3% | 3.5% | 0.4% | 3.9% | 2.5% | 6.3% |
| Dec 2020 | 6.5% | 6.7% | 6.6% | 3.3% | 0.3% | 3.6% | 3.0% | 6.6% |
| Nov 2020 | 6.9% | 5.5% | 6.2% | 3.5% | 0.3% | 3.8% | 2.4% | 6.2% |
| Oct 2020 | 7.8% | 6.0% | 6.9% | 3.7% | 0.3% | 4.0% | 2.8% | 6.9% |
| Sep 2020 | 6.0% | 6.0% | 6.0% | 3.7% | 0.4% | 4.1% | 1.9% | 6.0% |
| Aug 2020 | 4.3% | 4.0% | 4.2% | 3.1% | 0.3% | 3.4% | 0.7% | 4.2% |
| Jul 2020 | 4.7% | 3.6% | 4.1% | 3.0% | 0.4% | 3.4% | 0.7% | 4.1% |
| Jun 2020 | 5.6% | 3.9% | 4.7% | 3.3% | 0.3% | 3.6% | 1.1% | 4.7% |
| May 2020 | 7.1% | 6.5% | 6.8% | 3.7% | 0.3% | 4.0% | 2.7% | 6.8% |
| Apr 2020 | 13.6% | 14.6% | 14.2% | 3.8% | 0.2% | 3.9% | 10.2% | 14.2% |
| Mar 2020 | 7.9% | 7.4% | 7.6% | 3.4% | 0.4% | 3.8% | 3.8% | 7.6% |
| Feb 2020 | 4.6% | 3.7% | 4.1% | 3.6% | 0.5% | 4.1% | | 4.1% |
| Jan 2020 | 5.2% | 3.7% | 4.4% | 3.9% | 0.6% | 4.4% | | 4.4% |
| 2019 | 4.7% | 3.4% | 4.0% | 3.5% | 0.5% | 4.0% | | 4.0% |
| Dec 2019 | 5.2% | 3.5% | 4.3% | 3.7% | 0.6% | 4.3% | | 4.3% |
| Nov 2019 | 4.8% | 3.8% | 4.3% | 3.7% | 0.6% | 4.3% | | 4.3% |
| Oct 2019 | 4.9% | 3.3% | 4.0% | 3.6% | 0.5% | 4.0% | | 4.0% |
| Sep 2019 | 4.5% | 3.6% | 4.1% | 3.6% | 0.4% | 4.1% | | 4.1% |
| Aug 2019 | 4.4% | 3.4% | 3.9% | 3.5% | 0.4% | 3.9% | | 3.9% |
| Jul 2019 | 4.2% | 3.0% | 3.6% | 3.2% | 0.4% | 3.6% | | 3.6% |
| Jun 2019 | 5.2% | 3.4% | 4.3% | 3.6% | 0.6% | 4.3% | | 4.3% |
| May 2019 | 4.9% | 2.8% | 3.9% | 3.5% | 0.4% | 3.9% | | 3.9% |
| Apr 2019 | 4.6% | 3.2% | 3.9% | 3.4% | 0.4% | 3.9% | | 3.9% |
| Mar 2019 | 4.5% | 3.2% | 3.8% | 3.3% | 0.5% | 3.8% | | 3.8% |
| Feb 2019 | 5.2% | 3.5% | 4.3% | 3.6% | 0.7% | 4.3% | | 4.3% |
| Jan 2019 | 4.7% | 3.8% | 4.2% | 3.6% | 0.6% | 4.2% | | 4.2% |
| 2018 | 4.9% | 3.3% | 4.1% | 3.7% | 0.5% | 4.1% | | 4.1% |
| Dec 2018 | 4.8% | 3.6% | 4.2% | 3.7% | 0.5% | 4.2% | | 4.2% |
| Nov 2018 | 4.7% | 3.2% | 4.0% | 3.5% | 0.5% | 4.0% | | 4.0% |
| Oct 2018 | 5.7% | 3.3% | 4.5% | 4.0% | 0.5% | 4.5% | | 4.5% |
| Sep 2018 | 4.3% | 3.4% | 3.8% | 3.3% | 0.5% | 3.8% | | 3.8% |

RCSI Hospitals Group

| Year/ month | Health Service Executive | Section 38 Hospitals | Acute Services absence rate | Certified absence | Self- certified absence | Non Covid-19 absence | Covid-19 absence | Total absence rate |
|-------------|--------------------------------|-------------------------|-----------------------------------|----------------------|-------------------------------|----------------------------|---------------------|--------------------------|
| Aug 2018 | 4.4% | 3.2% | 3.8% | 3.4% | 0.4% | 3.8% | | 3.8% |
| Jul 2018 | 4.4% | 3.1% | 3.8% | 3.4% | 0.4% | 3.8% | | 3.8% |
| Jun 2018 | 4.3% | 3.0% | 3.6% | 3.3% | 0.4% | 3.6% | | 3.6% |
| May 2018 | 4.2% | 3.2% | 3.7% | 3.3% | 0.4% | 3.7% | | 3.7% |
| Apr 2018 | 4.8% | 3.2% | 4.0% | 3.5% | 0.4% | 4.0% | | 4.0% |
| Mar 2018 | 5.2% | 3.0% | 4.0% | 3.7% | 0.4% | 4.0% | | 4.0% |
| Feb 2018 | 5.6% | 3.7% | 4.6% | 4.2% | 0.5% | 4.6% | | 4.6% |
| Jan 2018 | 6.6% | 4.1% | 5.3% | 4.7% | 0.6% | 5.3% | | 5.3% |

