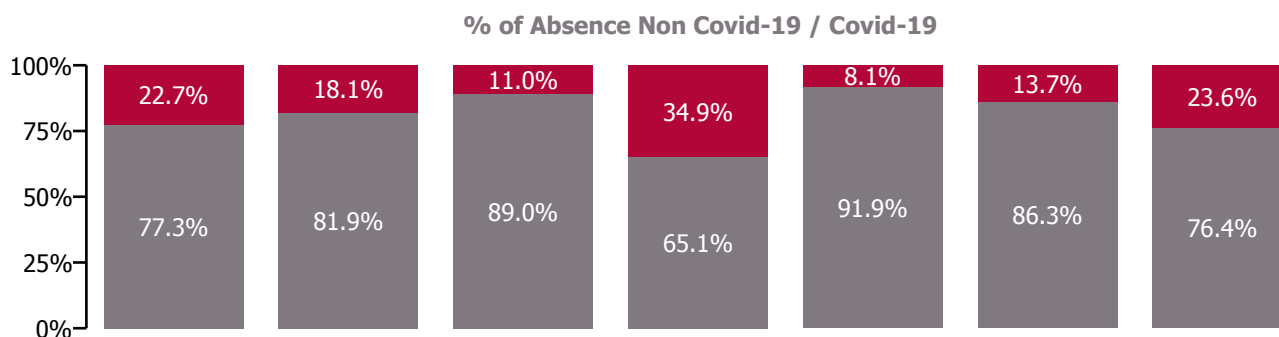
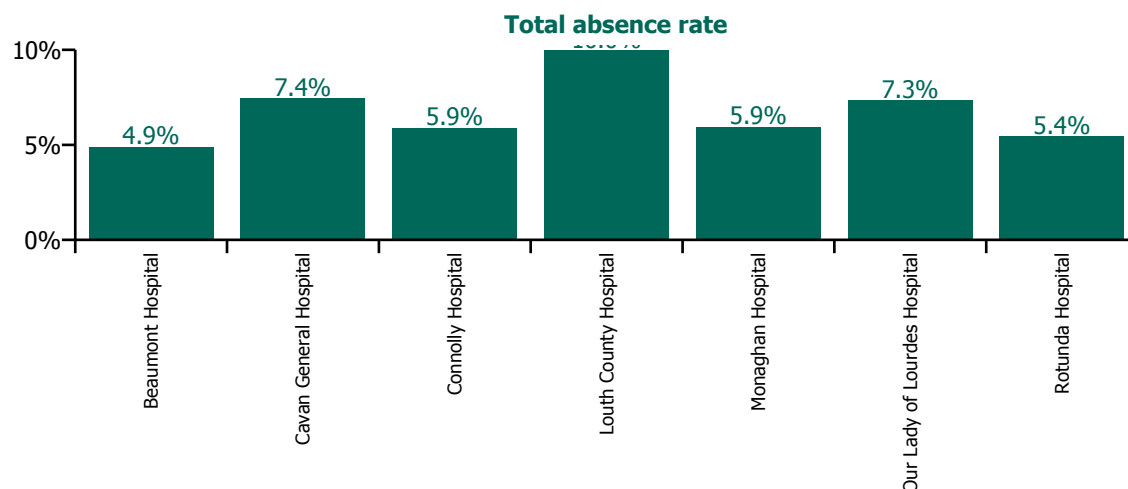


## May 2022

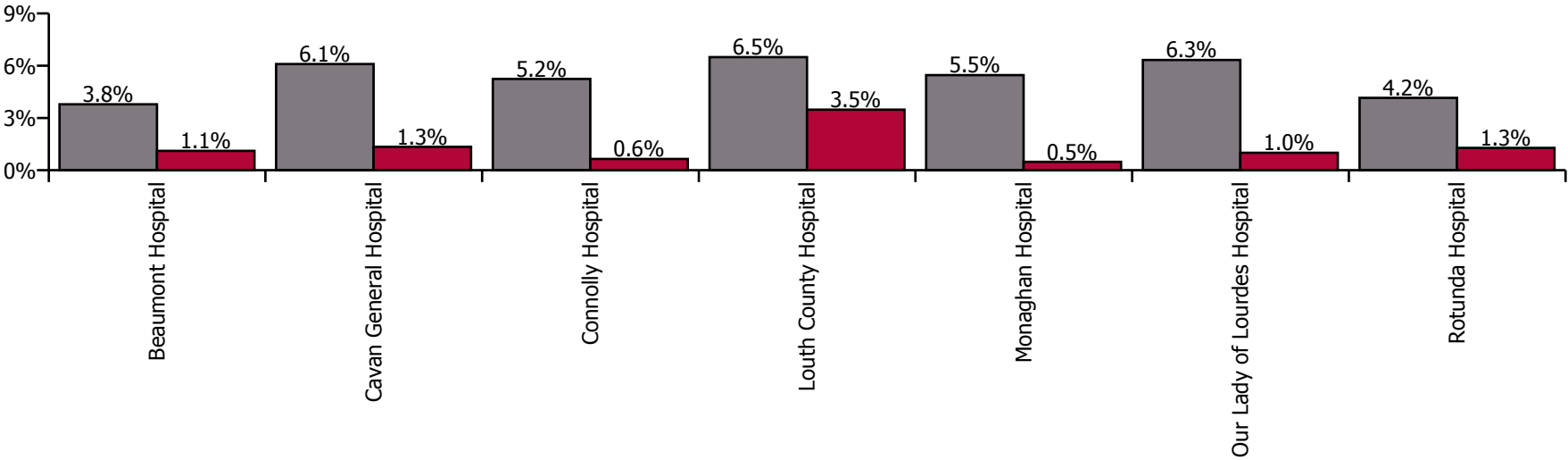
| Health Service Absence Rate - by Staff Category: May 2022 | Certified absence | Self-certified absence | Non Covid-19 absence | Covid-19 absence | Total absence rate | % Non Covid-19 absence | % Covid-19 absence |
|---|-------------------|------------------------|----------------------|------------------|--------------------|------------------------|--------------------|
| <b>RCSI Hospitals Group</b>                               | <b>4.3%</b>       | <b>0.6%</b>            | <b>4.9%</b>          | <b>1.1%</b>      | <b>6.0%</b>        | <b>81.4%</b>           | <b>18.6%</b>       |
| Medical & Dental  | 1.0%              | 0.2%                   | 1.2%                 | 0.2%             | 1.4%               | 85.4%                  | 14.6%              |
| Nursing & Midwifery                                       | 4.8%              | 0.8%                   | 5.6%                 | 1.4%             | 6.9%               | 80.1%                  | 19.9%              |
| Health & Social Care Professionals                        | 2.3%              | 0.7%                   | 3.0%                 | 0.9%             | 4.0%               | 76.2%                  | 23.8%              |
| Management & Administrative                               | 4.7%              | 0.5%                   | 5.1%                 | 1.2%             | 6.3%               | 81.4%                  | 18.6%              |
| General Support   | 6.6%              | 0.8%                   | 7.4%                 | 1.0%             | 8.4%               | 87.8%                  | 12.2%              |
| Patient & Client Care                                     | 6.4%              | 0.9%                   | 7.3%                 | 1.7%             | 9.1%               | 80.9%                  | 19.1%              |

| Health Service Absence Rate - by Hospital: May 2022 | Certified absence | Self-certified absence | Non Covid-19 absence | Covid-19 absence | Total absence rate | % Non Covid-19 absence | % Covid-19 absence |
|---|-------------------|------------------------|----------------------|------------------|--------------------|------------------------|--------------------|
| <b>RCSI Hospitals Group</b>                         | <b>4.3%</b>       | <b>0.6%</b>            | <b>4.9%</b>          | <b>1.1%</b>      | <b>6.0%</b>        | <b>81.4%</b>           | <b>18.6%</b>       |
| Beaumont Hospital                                   | 3.4%              | 0.4%                   | 3.8%                 | 1.1%             | 4.9%               | 77.3%                  | 22.7%              |
| Cavan General Hospital                              | 5.0%              | 1.1%                   | 6.1%                 | 1.3%             | 7.4%               | 81.9%                  | 18.1%              |
| Connolly Hospital                                   | 4.5%              | 0.8%                   | 5.2%                 | 0.6%             | 5.9%               | 89.0%                  | 11.0%              |
| Louth County Hospital                               | 5.7%              | 0.8%                   | 6.5%                 | 3.5%             | 10.0%              | 65.1%                  | 34.9%              |
| Monaghan Hospital                                   | 5.1%              | 0.4%                   | 5.5%                 | 0.5%             | 5.9%               | 91.9%                  | 8.1%               |
| Our Lady of Lourdes Hospital                        | 5.6%              | 0.7%                   | 6.3%                 | 1.0%             | 7.3%               | 86.3%                  | 13.7%              |
| Rotunda Hospital                                    | 3.4%              | 0.7%                   | 4.2%                 | 1.3%             | 5.4%               | 76.4%                  | 23.6%              |



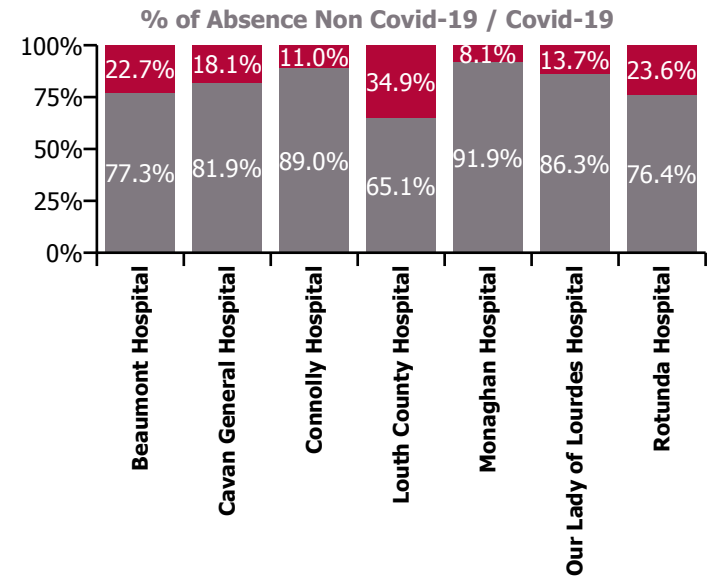
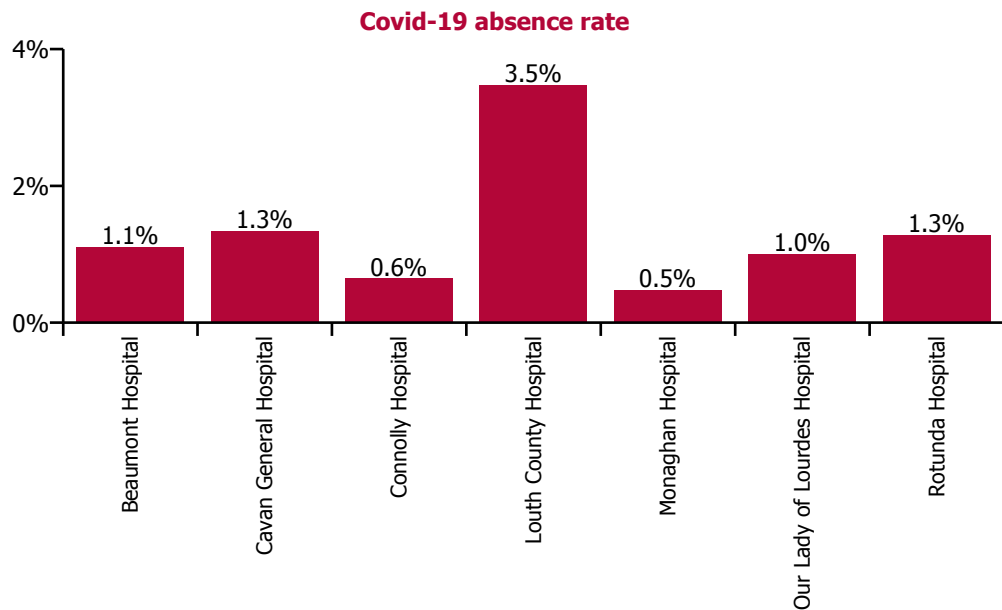
May 2022

| Health Service Absence Rate by Hospital: May 2022 | Medical & Dental | Nursing & Midwifery | Health & Social Care Professionals | Management & Administrative | General Support | Patient & Client Care | Certified absence | Self-certified absence | Non Covid-19 absence | Covid-19 absence | Total absence rate |
|---|------------------|---------------------|------------------------------------|-----------------------------|-----------------|-----------------------|-------------------|------------------------|----------------------|------------------|--------------------|
| RCSI Hospitals Group                              | 1.4%             | 6.9%                | 4.0%                               | 6.3%                        | 8.4%            | 9.1%                  | 4.3%              | 0.6%                   | 4.9%                 | 1.1%             | 6.0%               |
| Beaumont Hospital                                 | 0.9%             | 5.2%                | 3.3%                               | 5.8%                        | 6.5%            | 9.3%                  | 3.4%              | 0.4%                   | 3.8%                 | 1.1%             | 4.9%               |
| Cavan General Hospital                            | 4.7%             | 9.1%                | 5.8%                               | 5.3%                        | 7.2%            | 8.7%                  | 5.0%              | 1.1%                   | 6.1%                 | 1.3%             | 7.4%               |
| Connolly Hospital                                 | 1.0%             | 6.3%                | 5.5%                               | 7.3%                        | 9.1%            | 8.4%                  | 4.5%              | 0.8%                   | 5.2%                 | 0.6%             | 5.9%               |
| Louth County Hospital                             | 0.0%             | 10.9%               | 3.1%                               | 6.2%                        | 14.1%           | 13.0%                 | 5.7%              | 0.8%                   | 6.5%                 | 3.5%             | 10.0%              |
| Monaghan Hospital                                 | 0.0%             | 6.8%                | 4.5%                               | 4.3%                        | 23.8%           | 4.6%                  | 5.1%              | 0.4%                   | 5.5%                 | 0.5%             | 5.9%               |
| Our Lady of Lourdes Hospital                      | 1.5%             | 9.0%                | 3.4%                               | 8.8%                        | 8.9%            | 12.0%                 | 5.6%              | 0.7%                   | 6.3%                 | 1.0%             | 7.3%               |
| Rotunda Hospital                                  | 0.0%             | 6.8%                | 2.9%                               | 4.3%                        | 11.9%           | 1.4%                  | 3.4%              | 0.7%                   | 4.2%                 | 1.3%             | 5.4%               |



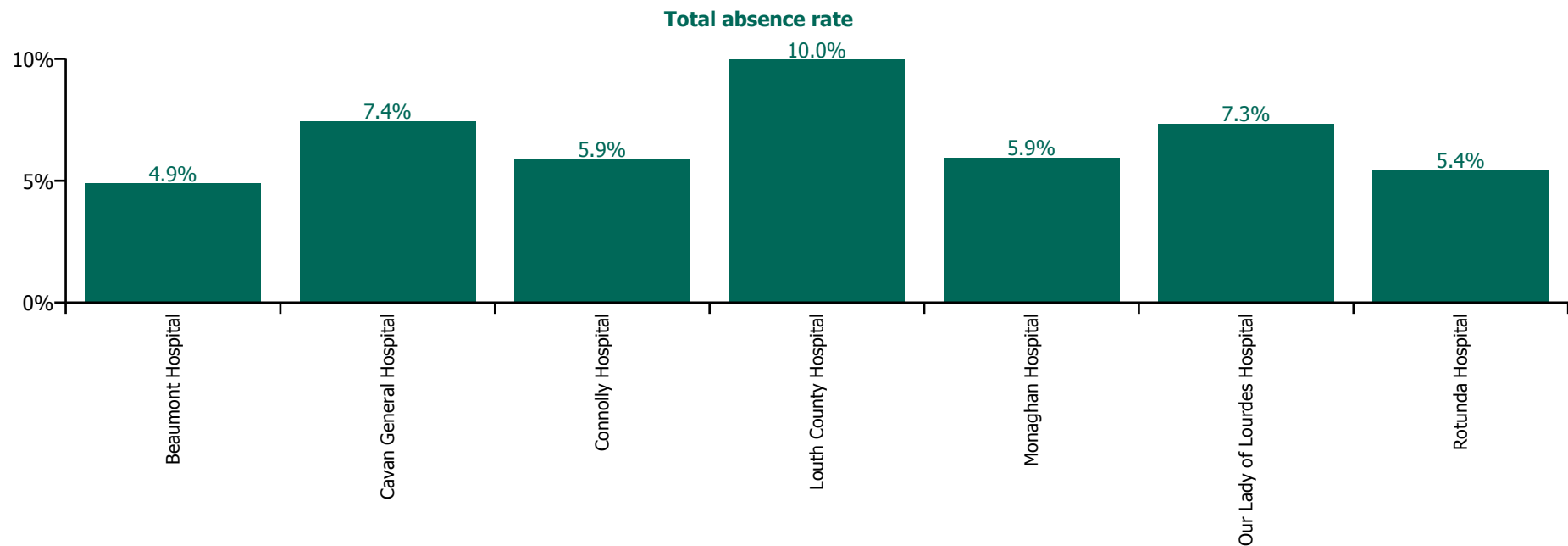
## May 2022

| Health Service Covid-19 Absence Rate - by Staff Category & Hospital: May 2022 | Medical & Dental | Nursing & Midwifery | Health & Social Care Professionals | Management & Administrative | General Support | Patient & Client Care | Covid-19 absence | Non Covid-19 absence | Total absence rate |
|---|------------------|---------------------|------------------------------------|-----------------------------|-----------------|-----------------------|------------------|----------------------|--------------------|
| <b>RCSI Hospitals Group</b>   | <b>0.2%</b>      | <b>1.4%</b>         | <b>0.9%</b>                        | <b>6.3%</b>                 | <b>1.0%</b>     | <b>1.7%</b>           | <b>1.1%</b>      | <b>4.9%</b>          | <b>6.0%</b>        |
| Beaumont Hospital   | 0.2%             | 1.2%                | 1.1%                               | 5.8%                        | 1.2%            | 2.1%                  | 1.1%             | 3.8%                 | 4.9%               |
| Cavan General Hospital  | 0.4%             | 1.5%                | 0.8%                               | 5.3%                        | 1.4%            | 1.9%                  | 1.3%             | 6.1%                 | 7.4%               |
| Connolly Hospital   | 0.1%             | 0.7%                | 0.9%                               | 7.3%                        | 0.5%            | 0.9%                  | 0.6%             | 5.2%                 | 5.9%               |
| Louth County Hospital   | 0.0%             | 4.5%                | 1.9%                               | 6.2%                        | 0.4%            | 8.2%                  | 3.5%             | 6.5%                 | 10.0%              |
| Monaghan Hospital   | 0.0%             | 1.1%                | 0.4%                               | 4.3%                        | 0.0%            | 0.0%                  | 0.5%             | 5.5%                 | 5.9%               |
| Our Lady of Lourdes Hospital  | 0.2%             | 1.5%                | 0.8%                               | 8.8%                        | 0.7%            | 0.5%                  | 1.0%             | 6.3%                 | 7.3%               |
| Rotunda Hospital  | 0.0%             | 2.0%                | 0.5%                               | 4.3%                        | 1.4%            | 1.0%                  | 1.3%             | 4.2%                 | 5.4%               |



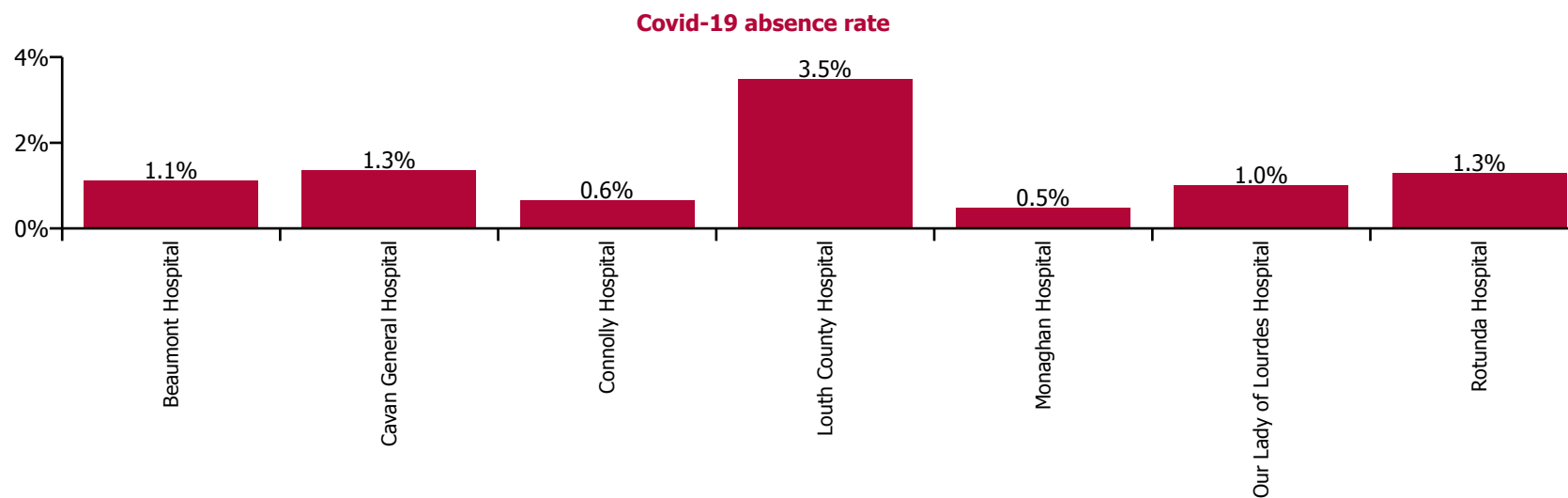
## May 2022

| Health Service Absence Rate - by Hospital & Staff Category: May 2022 | Medical & Dental | Nursing & Midwifery | Health & Social Care Professionals | Management & Administrative | General Support | Patient & Client Care | Certified absence | Self-certified absence | Non Covid-19 absence | Covid-19 absence | Total absence rate |
|--|------------------|---------------------|------------------------------------|-----------------------------|-----------------|-----------------------|-------------------|------------------------|----------------------|------------------|--------------------|
| <b>RCSI Hospitals Group</b>  | <b>1.4%</b>      | <b>6.9%</b>         | <b>4.0%</b>                        | <b>6.3%</b>                 | <b>8.4%</b>     | <b>9.1%</b>           | <b>4.3%</b>       | <b>0.6%</b>            | <b>4.9%</b>          | <b>1.1%</b>      | <b>6.0%</b>        |
| Beaumont Hospital  | 0.9%             | 5.2%                | 3.3%                               | 5.8%                        | 6.5%            | 9.3%                  | 3.4%              | 0.4%                   | 3.8%                 | 1.1%             | 4.9%               |
| Cavan General Hospital   | 4.7%             | 9.1%                | 5.8%                               | 5.3%                        | 7.2%            | 8.7%                  | 5.0%              | 1.1%                   | 6.1%                 | 1.3%             | 7.4%               |
| Connolly Hospital  | 1.0%             | 6.3%                | 5.5%                               | 7.3%                        | 9.1%            | 8.4%                  | 4.5%              | 0.8%                   | 5.2%                 | 0.6%             | 5.9%               |
| Louth County Hospital  | 0.0%             | 10.9%               | 3.1%                               | 6.2%                        | 14.1%           | 13.0%                 | 5.7%              | 0.8%                   | 6.5%                 | 3.5%             | 10.0%              |
| Monaghan Hospital  | 0.0%             | 6.8%                | 4.5%                               | 4.3%                        | 23.8%           | 4.6%                  | 5.1%              | 0.4%                   | 5.5%                 | 0.5%             | 5.9%               |
| Our Lady of Lourdes Hospital   | 1.5%             | 9.0%                | 3.4%                               | 8.8%                        | 8.9%            | 12.0%                 | 5.6%              | 0.7%                   | 6.3%                 | 1.0%             | 7.3%               |
| Rotunda Hospital   | 0.0%             | 6.8%                | 2.9%                               | 4.3%                        | 11.9%           | 1.4%                  | 3.4%              | 0.7%                   | 4.2%                 | 1.3%             | 5.4%               |



## May 2022

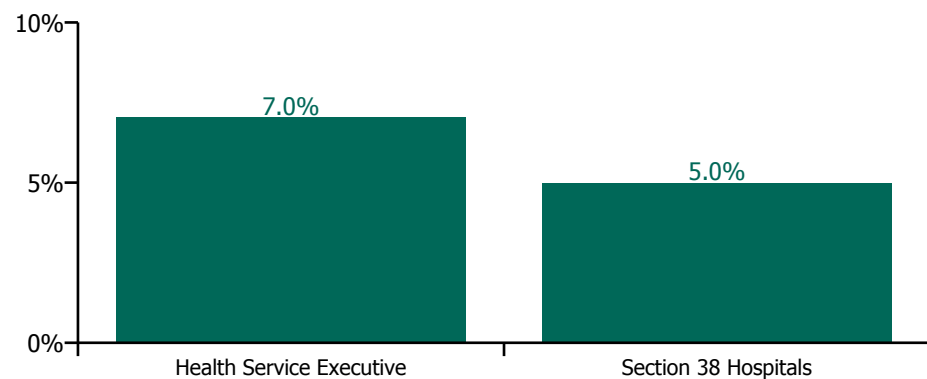
| Health Service Covid-19 Absence Rate - by Staff Category & Hospital: May 2022 | Medical & Dental | Nursing & Midwifery | Health & Social Care Professionals | Management & Administrative | General Support | Patient & Client Care | Covid-19 absence | Non Covid-19 absence | Total absence rate |
|---|------------------|---------------------|------------------------------------|-----------------------------|-----------------|-----------------------|------------------|----------------------|--------------------|
| <b>RCSI Hospitals Group</b>   | <b>0.2%</b>      | <b>1.4%</b>         | <b>0.9%</b>                        | <b>6.3%</b>                 | <b>1.0%</b>     | <b>1.7%</b>           | <b>1.1%</b>      | <b>4.9%</b>          | <b>6.0%</b>        |
| Beaumont Hospital   | 0.2%             | 1.2%                | 1.1%                               | 5.8%                        | 1.2%            | 2.1%                  | 1.1%             | 3.8%                 | 4.9%               |
| Cavan General Hospital  | 0.4%             | 1.5%                | 0.8%                               | 5.3%                        | 1.4%            | 1.9%                  | 1.3%             | 6.1%                 | 7.4%               |
| Connolly Hospital   | 0.1%             | 0.7%                | 0.9%                               | 7.3%                        | 0.5%            | 0.9%                  | 0.6%             | 5.2%                 | 5.9%               |
| Louth County Hospital   | 0.0%             | 4.5%                | 1.9%                               | 6.2%                        | 0.4%            | 8.2%                  | 3.5%             | 6.5%                 | 10.0%              |
| Monaghan Hospital   | 0.0%             | 1.1%                | 0.4%                               | 4.3%                        | 0.0%            | 0.0%                  | 0.5%             | 5.5%                 | 5.9%               |
| Our Lady of Lourdes Hospital  | 0.2%             | 1.5%                | 0.8%                               | 8.8%                        | 0.7%            | 0.5%                  | 1.0%             | 6.3%                 | 7.3%               |
| Rotunda Hospital  | 0.0%             | 2.0%                | 0.5%                               | 4.3%                        | 1.4%            | 1.0%                  | 1.3%             | 4.2%                 | 5.4%               |



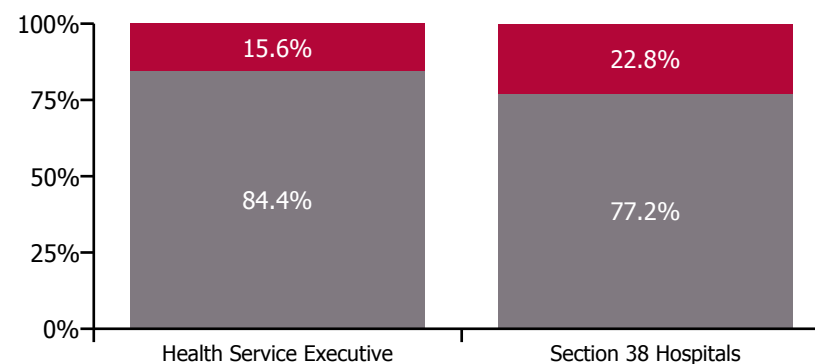
## May 2022

| Health Service Absence Rate - by Admin & Hospital: May 2022 | Medical & Dental | Nursing & Midwifery | Health & Social Care Professionals | Management & Administrative | General Support | Patient & Client Care | Certified absence | Self-certified absence | Non Covid-19 absence | Covid-19 absence | Total absence rate |
|---|------------------|---------------------|------------------------------------|-----------------------------|-----------------|-----------------------|-------------------|------------------------|----------------------|------------------|--------------------|
| <b>RCSI Hospitals Group</b>                                 | <b>1.4%</b>      | <b>6.9%</b>         | <b>4.0%</b>                        | <b>6.3%</b>                 | <b>8.4%</b>     | <b>9.1%</b>           | <b>4.3%</b>       | <b>0.6%</b>            | <b>4.9%</b>          | <b>1.1%</b>      | <b>6.0%</b>        |
| <b>Health Service Executive</b>                             | <b>2.0%</b>      | <b>8.3%</b>         | <b>4.7%</b>                        | <b>7.3%</b>                 | <b>9.4%</b>     | <b>9.6%</b>           | <b>5.1%</b>       | <b>0.8%</b>            | <b>5.9%</b>          | <b>1.1%</b>      | <b>7.0%</b>        |
| Cavan General Hospital                                      | 4.7%             | 9.1%                | 5.8%                               | 5.3%                        | 7.2%            | 8.7%                  | 5.0%              | 1.1%                   | 6.1%                 | 1.3%             | 7.4%               |
| Connolly Hospital   | 1.0%             | 6.3%                | 5.5%                               | 7.3%                        | 9.1%            | 8.4%                  | 4.5%              | 0.8%                   | 5.2%                 | 0.6%             | 5.9%               |
| Louth County Hospital                                       | 0.0%             | 10.9%               | 3.1%                               | 6.2%                        | 14.1%           | 13.0%                 | 5.7%              | 0.8%                   | 6.5%                 | 3.5%             | 10.0%              |
| Monaghan Hospital   | 0.0%             | 6.8%                | 4.5%                               | 4.3%                        | 23.8%           | 4.6%                  | 5.1%              | 0.4%                   | 5.5%                 | 0.5%             | 5.9%               |
| Our Lady of Lourdes Hospital                                | 1.5%             | 9.0%                | 3.4%                               | 8.8%                        | 8.9%            | 12.0%                 | 5.6%              | 0.7%                   | 6.3%                 | 1.0%             | 7.3%               |
| <b>Section 38 Hospitals</b>                                 | <b>0.7%</b>      | <b>5.5%</b>         | <b>3.2%</b>                        | <b>5.5%</b>                 | <b>7.6%</b>     | <b>8.2%</b>           | <b>3.4%</b>       | <b>0.5%</b>            | <b>3.8%</b>          | <b>1.1%</b>      | <b>5.0%</b>        |
| Beaumont Hospital   | 0.9%             | 5.2%                | 3.3%                               | 5.8%                        | 6.5%            | 9.3%                  | 3.4%              | 0.4%                   | 3.8%                 | 1.1%             | 4.9%               |
| Rotunda Hospital  | 0.0%             | 6.8%                | 2.9%                               | 4.3%                        | 11.9%           | 1.4%                  | 3.4%              | 0.7%                   | 4.2%                 | 1.3%             | 5.4%               |

**Total absence rate**



**Non Covid-19 & Covid-19 Absence**



## May 2022

| Beaumont Hospital absence by Staff Category | Certified absence | Self-certified absence | Non Covid-19 absence | Covid-19 absence | Total absence rate | % Non Covid-19 absence | % Covid-19 absence |
|---|-------------------|------------------------|----------------------|------------------|--------------------|------------------------|--------------------|
| <b>Beaumont Hospital</b>                    | <b>3.4%</b>       | <b>0.4%</b>            | <b>3.8%</b>          | <b>1.1%</b>      | <b>4.9%</b>        | <b>77.3%</b>           | <b>22.7%</b>       |
| Medical & Dental                            | 0.6%              | 0.1%                   | 0.7%                 | 0.2%             | 0.9%               | 76.8%                  | 23.2%              |
| Nursing & Midwifery                         | 3.5%              | 0.4%                   | 4.0%                 | 1.2%             | 5.2%               | 76.6%                  | 23.4%              |
| Health & Social Care Professionals          | 1.9%              | 0.3%                   | 2.2%                 | 1.1%             | 3.3%               | 66.3%                  | 33.7%              |
| Management & Administrative                 | 4.1%              | 0.5%                   | 4.6%                 | 1.2%             | 5.8%               | 79.8%                  | 20.2%              |
| General Support                             | 4.7%              | 0.7%                   | 5.4%                 | 1.2%             | 6.5%               | 81.9%                  | 18.1%              |
| Patient & Client Care                       | 6.6%              | 0.6%                   | 7.2%                 | 2.1%             | 9.3%               | 77.6%                  | 22.4%              |

## May 2022

| Cavan General Hospital absence by Staff Category | Certified absence | Self-certified absence | Non Covid-19 absence | Covid-19 absence | Total absence rate | % Non Covid-19 absence | % Covid-19 absence |
|--|-------------------|------------------------|----------------------|------------------|--------------------|------------------------|--------------------|
| <b>Cavan General Hospital</b>                    | <b>5.0%</b>       | <b>1.1%</b>            | <b>6.1%</b>          | <b>1.3%</b>      | <b>7.4%</b>        | <b>81.9%</b>           | <b>18.1%</b>       |
| Medical & Dental                                 | 3.4%              | 1.0%                   | 4.3%                 | 0.4%             | 4.7%               | 91.1%                  | 8.9%               |
| Nursing & Midwifery                              | 6.7%              | 0.9%                   | 7.6%                 | 1.5%             | 9.1%               | 83.6%                  | 16.4%              |
| Health & Social Care Professionals               | 2.7%              | 2.3%                   | 5.0%                 | 0.8%             | 5.8%               | 86.0%                  | 14.0%              |
| Management & Administrative                      | 3.0%              | 0.6%                   | 3.6%                 | 1.6%             | 5.3%               | 69.0%                  | 31.0%              |
| General Support                                  | 5.2%              | 0.6%                   | 5.7%                 | 1.4%             | 7.2%               | 79.9%                  | 20.1%              |
| Patient & Client Care                            | 5.7%              | 1.1%                   | 6.8%                 | 1.9%             | 8.7%               | 77.9%                  | 22.1%              |

## May 2022

| Connolly Hospital absence by Staff Category | Certified absence | Self-certified absence | Non Covid-19 absence | Covid-19 absence | Total absence rate | % Non Covid-19 absence | % Covid-19 absence |
|---|-------------------|------------------------|----------------------|------------------|--------------------|------------------------|--------------------|
| <b>Connolly Hospital</b>                    | <b>4.5%</b>       | <b>0.8%</b>            | <b>5.2%</b>          | <b>0.6%</b>      | <b>5.9%</b>        | <b>89.0%</b>           | <b>11.0%</b>       |
| Medical & Dental                            | 0.8%              | 0.1%                   | 0.9%                 | 0.1%             | 1.0%               | 86.9%                  | 13.1%              |
| Nursing & Midwifery                         | 4.5%              | 1.0%                   | 5.5%                 | 0.7%             | 6.3%               | 88.5%                  | 11.5%              |
| Health & Social Care Professionals          | 3.5%              | 1.2%                   | 4.7%                 | 0.9%             | 5.5%               | 84.5%                  | 15.5%              |
| Management & Administrative                 | 6.4%              | 0.2%                   | 6.5%                 | 0.8%             | 7.3%               | 89.2%                  | 10.8%              |
| General Support                             | 8.0%              | 0.7%                   | 8.7%                 | 0.5%             | 9.1%               | 94.8%                  | 5.2%               |
| Patient & Client Care                       | 6.1%              | 1.4%                   | 7.5%                 | 0.9%             | 8.4%               | 88.9%                  | 11.1%              |

## May 2022

| Louth County Hospital absence by Staff Category | Certified absence | Self-certified absence | Non Covid-19 absence | Covid-19 absence | Total absence rate | % Non Covid-19 absence | % Covid-19 absence |
|---|-------------------|------------------------|----------------------|------------------|--------------------|------------------------|--------------------|
| <b>Louth County Hospital</b>                    | <b>5.7%</b>       | <b>0.8%</b>            | <b>6.5%</b>          | <b>3.5%</b>      | <b>10.0%</b>       | <b>65.1%</b>           | <b>34.9%</b>       |
| Medical & Dental                                | 0.0%              | 0.0%                   | 0.0%                 | 0.0%             | 0.0%               | #DIV/0                 | #DIV/0             |
| Nursing & Midwifery                             | 5.5%              | 0.9%                   | 6.4%                 | 4.5%             | 10.9%              | 58.9%                  | 41.1%              |
| Health & Social Care Professionals              | 1.0%              | 0.2%                   | 1.1%                 | 1.9%             | 3.1%               | 37.0%                  | 63.0%              |
| Management & Administrative                     | 4.1%              | 0.6%                   | 4.7%                 | 1.5%             | 6.2%               | 75.4%                  | 24.6%              |
| General Support                                 | 12.8%             | 0.9%                   | 13.7%                | 0.4%             | 14.1%              | 97.5%                  | 2.5%               |
| Patient & Client Care                           | 3.8%              | 1.0%                   | 4.8%                 | 8.2%             | 13.0%              | 36.9%                  | 63.1%              |

## May 2022

| Monaghan Hospital absence by Staff Category | Certified absence | Self-certified absence | Non Covid-19 absence | Covid-19 absence | Total absence rate | % Non Covid-19 absence | % Covid-19 absence |
|---|-------------------|------------------------|----------------------|------------------|--------------------|------------------------|--------------------|
| <b>Monaghan Hospital</b>                    | <b>5.1%</b>       | <b>0.4%</b>            | <b>5.5%</b>          | <b>0.5%</b>      | <b>5.9%</b>        | <b>91.9%</b>           | <b>8.1%</b>        |
| Medical & Dental                            | 0.0%              | 0.0%                   | 0.0%                 | 0.0%             | 0.0%               | #DIV/0                 | #DIV/0             |
| Nursing & Midwifery                         | 5.2%              | 0.5%                   | 5.7%                 | 1.1%             | 6.8%               | 84.0%                  | 16.0%              |
| Health & Social Care Professionals          | 3.7%              | 0.4%                   | 4.1%                 | 0.4%             | 4.5%               | 91.2%                  | 8.8%               |
| Management & Administrative                 | 4.3%              | 0.0%                   | 4.3%                 | 0.0%             | 4.3%               | 100.0%                 | 0.0%               |
| General Support                             | 23.8%             | 0.0%                   | 23.8%                | 0.0%             | 23.8%              | 100.0%                 | 0.0%               |
| Patient & Client Care                       | 4.2%              | 0.4%                   | 4.6%                 | 0.0%             | 4.6%               | 100.0%                 | 0.0%               |

## May 2022

| Our Lady of Lourdes Hospital absence by Staff Category | Certified absence | Self-certified absence | Non Covid-19 absence | Covid-19 absence | Total absence rate | % Non Covid-19 absence | % Covid-19 absence |
|--|-------------------|------------------------|----------------------|------------------|--------------------|------------------------|--------------------|
| <b>Our Lady of Lourdes Hospital</b>                    | <b>5.6%</b>       | <b>0.7%</b>            | <b>6.3%</b>          | <b>1.0%</b>      | <b>7.3%</b>        | <b>86.3%</b>           | <b>13.7%</b>       |
| Medical & Dental                                       | 1.1%              | 0.1%                   | 1.3%                 | 0.2%             | 1.5%               | 85.1%                  | 14.9%              |
| Nursing & Midwifery                                    | 6.4%              | 1.1%                   | 7.5%                 | 1.5%             | 9.0%               | 83.4%                  | 16.6%              |
| Health & Social Care Professionals                     | 2.4%              | 0.3%                   | 2.6%                 | 0.8%             | 3.4%               | 77.7%                  | 22.3%              |
| Management & Administrative                            | 6.9%              | 0.6%                   | 7.5%                 | 1.3%             | 8.8%               | 85.4%                  | 14.6%              |
| General Support  | 7.6%              | 0.6%                   | 8.2%                 | 0.7%             | 8.9%               | 91.8%                  | 8.2%               |
| Patient & Client Care                                  | 10.4%             | 1.2%                   | 11.5%                | 0.5%             | 12.0%              | 96.1%                  | 3.9%               |

## May 2022

| Rotunda Hospital absence by Staff Category | Certified absence | Self-certified absence | Non Covid-19 absence | Covid-19 absence | Total absence rate | % Non Covid-19 absence | % Covid-19 absence |
|--|-------------------|------------------------|----------------------|------------------|--------------------|------------------------|--------------------|
| <b>Rotunda Hospital</b>                    | <b>3.4%</b>       | <b>0.7%</b>            | <b>4.2%</b>          | <b>1.3%</b>      | <b>5.4%</b>        | <b>76.4%</b>           | <b>23.6%</b>       |
| Medical & Dental                           | 0.0%              | 0.0%                   | 0.0%                 | 0.0%             | 0.0%               | #DIV/0                 | #DIV/0             |
| Nursing & Midwifery                        | 3.9%              | 0.9%                   | 4.8%                 | 2.0%             | 6.8%               | 71.1%                  | 28.9%              |
| Health & Social Care Professionals         | 1.6%              | 0.8%                   | 2.3%                 | 0.5%             | 2.9%               | 81.2%                  | 18.8%              |
| Management & Administrative                | 2.7%              | 0.5%                   | 3.2%                 | 1.1%             | 4.3%               | 74.1%                  | 25.9%              |
| General Support                            | 8.9%              | 1.5%                   | 10.4%                | 1.4%             | 11.9%              | 87.8%                  | 12.2%              |
| Patient & Client Care                      | 0.3%              | 0.0%                   | 0.3%                 | 1.0%             | 1.4%               | 24.3%                  | 75.7%              |



## RCSI Hospitals Group

| Year/ month | Medical & Dental | Nursing & Midwifery | Health & Social Care Professionals | Management & Administrative | General Support | Patient & Client Care | Certified absence | Self-certified absence | Non Covid-19 absence | Covid-19 absence | Total absence rate |
|-------------|------------------|---------------------|------------------------------------|-----------------------------|-----------------|-----------------------|-------------------|------------------------|----------------------|------------------|--------------------|
| <b>2022</b> | <b>2.4%</b>      | <b>9.8%</b>         | <b>6.9%</b>                        | <b>8.7%</b>                 | <b>11.1%</b>    | <b>11.4%</b>          | <b>4.1%</b>       | <b>0.5%</b>            | <b>4.6%</b>          | <b>3.9%</b>      | <b>8.5%</b>        |
| May 2022    | 1.4%             | 6.9%                | 4.0%                               | 6.3%                        | 8.4%            | 9.1%                  | 4.3%              | 0.6%                   | 4.9%                 | 1.1%             | 6.0%               |
| Apr 2022    | 2.2%             | 7.8%                | 5.2%                               | 6.8%                        | 9.0%            | 9.4%                  | 4.0%              | 0.6%                   | 4.6%                 | 2.2%             | 6.8%               |
| Mar 2022    | 2.7%             | 11.0%               | 7.9%                               | 9.8%                        | 11.5%           | 11.8%                 | 4.0%              | 0.5%                   | 4.4%                 | 4.9%             | 9.3%               |
| Feb 2022    | 3.0%             | 10.5%               | 8.2%                               | 8.6%                        | 11.2%           | 11.3%                 | 4.1%              | 0.4%                   | 4.5%                 | 4.5%             | 9.0%               |
| Jan 2022    | 2.8%             | 13.0%               | 9.2%                               | 11.9%                       | 15.5%           | 15.7%                 | 4.2%              | 0.4%                   | 4.6%                 | 6.8%             | 11.4%              |
| <b>2021</b> | <b>1.8%</b>      | <b>8.0%</b>         | <b>4.3%</b>                        | <b>6.1%</b>                 | <b>9.0%</b>     | <b>9.1%</b>           | <b>3.8%</b>       | <b>0.4%</b>            | <b>4.3%</b>          | <b>2.3%</b>      | <b>6.5%</b>        |
| Dec 2021    | 2.6%             | 10.1%               | 6.8%                               | 8.6%                        | 11.0%           | 10.9%                 | 4.3%              | 0.5%                   | 4.8%                 | 3.7%             | 8.5%               |
| Nov 2021    | 2.1%             | 9.1%                | 6.8%                               | 8.7%                        | 11.1%           | 9.1%                  | 4.3%              | 0.6%                   | 4.9%                 | 3.0%             | 7.9%               |
| Oct 2021    | 1.5%             | 8.2%                | 4.8%                               | 7.2%                        | 10.7%           | 9.8%                  | 4.6%              | 0.6%                   | 5.2%                 | 1.8%             | 7.0%               |
| Sep 2021    | 1.4%             | 7.3%                | 4.2%                               | 7.0%                        | 9.3%            | 8.3%                  | 4.4%              | 0.5%                   | 4.9%                 | 1.4%             | 6.3%               |
| Aug 2021    | 1.6%             | 7.2%                | 4.2%                               | 5.8%                        | 9.5%            | 8.9%                  | 4.2%              | 0.4%                   | 4.7%                 | 1.5%             | 6.2%               |
| Jul 2021    | 1.1%             | 5.9%                | 2.8%                               | 5.0%                        | 8.2%            | 6.3%                  | 3.7%              | 0.4%                   | 4.1%                 | 1.0%             | 5.0%               |
| Jun 2021    | 1.3%             | 5.6%                | 2.9%                               | 4.6%                        | 7.0%            | 7.1%                  | 3.5%              | 0.5%                   | 4.0%                 | 0.8%             | 4.8%               |
| May 2021    | 1.2%             | 5.7%                | 2.5%                               | 4.4%                        | 6.2%            | 6.3%                  | 3.2%              | 0.4%                   | 3.6%                 | 0.9%             | 4.6%               |
| Apr 2021    | 1.2%             | 5.9%                | 2.4%                               | 3.6%                        | 5.9%            | 6.3%                  | 3.0%              | 0.3%                   | 3.3%                 | 1.1%             | 4.4%               |
| Mar 2021    | 1.3%             | 6.9%                | 3.4%                               | 3.6%                        | 6.9%            | 7.7%                  | 3.3%              | 0.3%                   | 3.6%                 | 1.6%             | 5.2%               |
| Feb 2021    | 1.6%             | 9.3%                | 4.1%                               | 5.3%                        | 8.8%            | 11.0%                 | 3.5%              | 0.5%                   | 4.0%                 | 3.0%             | 7.0%               |
| Jan 2021    | 4.3%             | 14.5%               | 6.4%                               | 9.6%                        | 14.0%           | 18.3%                 | 3.7%              | 0.3%                   | 4.0%                 | 7.7%             | 11.6%              |
| <b>2020</b> | <b>2.5%</b>      | <b>7.7%</b>         | <b>4.4%</b>                        | <b>5.3%</b>                 | <b>7.6%</b>     | <b>9.3%</b>           | <b>3.5%</b>       | <b>0.4%</b>            | <b>3.9%</b>          | <b>2.5%</b>      | <b>6.3%</b>        |
| Dec 2020    | 2.6%             | 8.7%                | 3.1%                               | 5.9%                        | 7.1%            | 9.8%                  | 3.3%              | 0.3%                   | 3.6%                 | 3.0%             | 6.6%               |
| Nov 2020    | 2.6%             | 7.8%                | 2.9%                               | 5.7%                        | 7.0%            | 9.5%                  | 3.5%              | 0.3%                   | 3.8%                 | 2.4%             | 6.2%               |
| Oct 2020    | 3.2%             | 8.1%                | 4.9%                               | 6.0%                        | 7.8%            | 11.0%                 | 3.7%              | 0.3%                   | 4.0%                 | 2.8%             | 6.9%               |
| Sep 2020    | 3.3%             | 6.9%                | 4.6%                               | 5.2%                        | 6.9%            | 8.7%                  | 3.7%              | 0.4%                   | 4.1%                 | 1.9%             | 6.0%               |
| Aug 2020    | 1.3%             | 4.9%                | 2.8%                               | 3.2%                        | 6.5%            | 6.4%                  | 3.1%              | 0.3%                   | 3.4%                 | 0.7%             | 4.2%               |
| Jul 2020    | 0.7%             | 4.9%                | 2.6%                               | 3.8%                        | 6.5%            | 5.9%                  | 3.0%              | 0.4%                   | 3.4%                 | 0.7%             | 4.1%               |
| Jun 2020    | 1.2%             | 6.0%                | 2.9%                               | 4.2%                        | 6.0%            | 7.4%                  | 3.3%              | 0.3%                   | 3.6%                 | 1.1%             | 4.7%               |
| May 2020    | 2.1%             | 8.7%                | 4.7%                               | 4.7%                        | 7.6%            | 11.2%                 | 3.7%              | 0.3%                   | 4.0%                 | 2.7%             | 6.8%               |
| Apr 2020    | 7.3%             | 18.6%               | 10.3%                              | 9.1%                        | 14.7%           | 18.9%                 | 3.8%              | 0.2%                   | 3.9%                 | 10.2%            | 14.2%              |
| Mar 2020    | 3.9%             | 7.8%                | 7.3%                               | 7.3%                        | 9.9%            | 10.7%                 | 3.4%              | 0.4%                   | 3.8%                 | 3.8%             | 7.6%               |
| Feb 2020    | 1.2%             | 4.9%                | 3.1%                               | 4.1%                        | 5.4%            | 5.5%                  | 3.6%              | 0.5%                   | 4.1%                 |                  | 4.1%               |
| Jan 2020    | 0.9%             | 5.1%                | 3.3%                               | 4.8%                        | 5.8%            | 6.3%                  | 3.9%              | 0.6%                   | 4.4%                 |                  | 4.4%               |

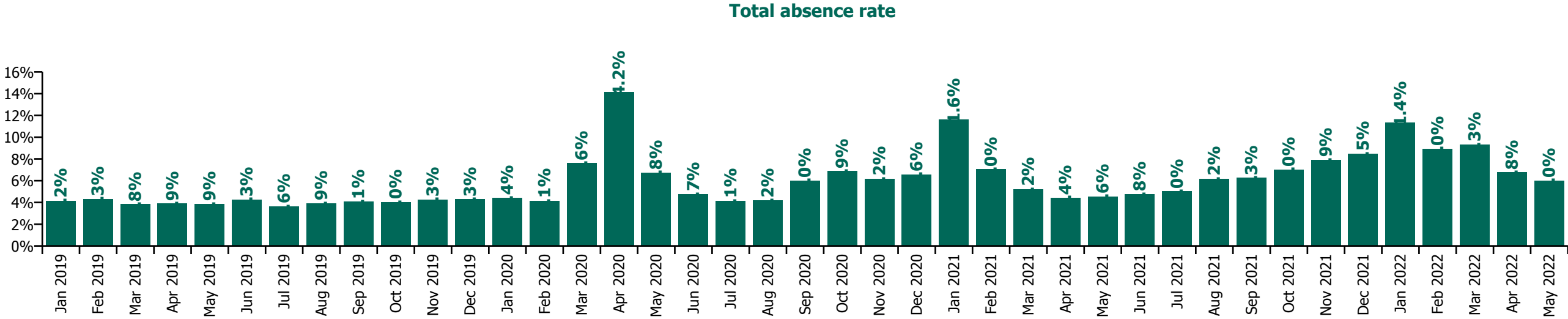
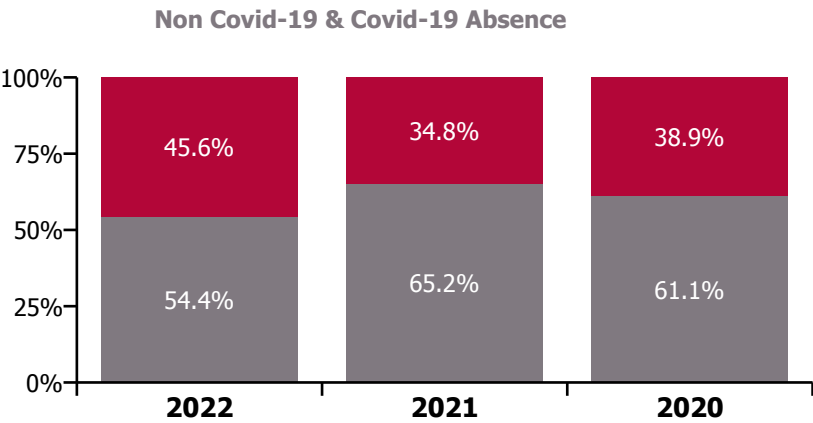
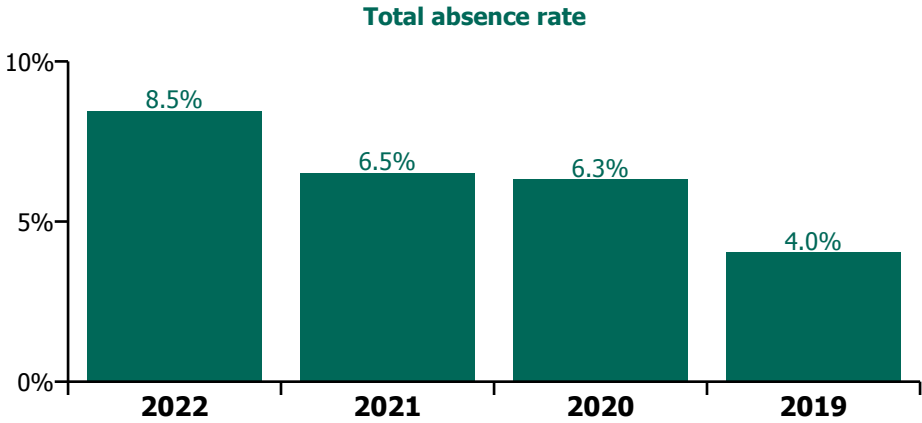
| <b>2019</b> | <b>1.0%</b> | <b>4.8%</b> | <b>2.8%</b> | <b>4.1%</b> | <b>5.6%</b> | <b>5.2%</b> | <b>3.5%</b> | <b>0.5%</b> | <b>4.0%</b> |  | <b>4.0%</b> |
|-------------|-------------|-------------|-------------|-------------|-------------|-------------|-------------|-------------|-------------|--|-------------|
| Dec 2019    | 1.2%        | 5.2%        | 3.2%        | 3.8%        | 5.8%        | 5.8%        | 3.7%        | 0.6%        | 4.3%        |  | 4.3%        |
| Nov 2019    | 1.3%        | 5.4%        | 2.9%        | 4.1%        | 6.0%        | 4.6%        | 3.7%        | 0.6%        | 4.3%        |  | 4.3%        |
| Oct 2019    | 1.2%        | 5.3%        | 2.6%        | 4.1%        | 5.0%        | 4.3%        | 3.6%        | 0.5%        | 4.0%        |  | 4.0%        |
| Sep 2019    | 0.9%        | 4.8%        | 2.9%        | 4.2%        | 6.6%        | 4.7%        | 3.6%        | 0.4%        | 4.1%        |  | 4.1%        |
| Aug 2019    | 0.9%        | 4.6%        | 2.4%        | 4.3%        | 5.8%        | 5.0%        | 3.5%        | 0.4%        | 3.9%        |  | 3.9%        |
| Jul 2019    | 0.7%        | 4.0%        | 2.8%        | 3.9%        | 5.2%        | 5.4%        | 3.2%        | 0.4%        | 3.6%        |  | 3.6%        |
| Jun 2019    | 1.3%        | 4.8%        | 2.8%        | 4.0%        | 6.3%        | 6.8%        | 3.6%        | 0.6%        | 4.3%        |  | 4.3%        |
| May 2019    | 1.2%        | 4.8%        | 2.2%        | 4.1%        | 5.1%        | 4.7%        | 3.5%        | 0.4%        | 3.9%        |  | 3.9%        |
| Apr 2019    | 1.2%        | 4.8%        | 2.9%        | 3.9%        | 4.8%        | 5.0%        | 3.4%        | 0.4%        | 3.9%        |  | 3.9%        |
| Mar 2019    | 0.9%        | 4.5%        | 3.0%        | 3.7%        | 5.6%        | 5.2%        | 3.3%        | 0.5%        | 3.8%        |  | 3.8%        |
| Feb 2019    | 0.9%        | 5.2%        | 2.8%        | 4.6%        | 6.0%        | 5.9%        | 3.6%        | 0.7%        | 4.3%        |  | 4.3%        |
| Jan 2019    | 0.8%        | 4.8%        | 3.1%        | 4.8%        | 5.3%        | 5.4%        | 3.6%        | 0.6%        | 4.2%        |  | 4.2%        |

RCSI Hospitals Group

| Year/ month | Beaumont<br>Hospital | Cavan<br>General<br>Hospital | Connolly<br>Hospital | Louth<br>County<br>Hospital | Monaghan<br>Hospital | Our Lady<br>of Lourdes<br>Hospital | Rotunda<br>Hospital | Acute Services<br>absence rate | Certified<br>absence | Self-<br>certified<br>absence | Non<br>Covid-19<br>absence | Covid-19<br>absence | Total<br>absence<br>rate |
|-------------|----------------------|------------------------------|----------------------|-----------------------------|----------------------|------------------------------------|---------------------|--------------------------------|----------------------|-------------------------------|----------------------------|---------------------|--------------------------|
| <b>2022</b> | 8.1%                 | 10.5%                        | 6.7%                 | 13.2%                       | 7.3%                 | 9.4%                               | 7.4%                | <b>8.5%</b>                    | <b>4.1%</b>          | <b>0.5%</b>                   | <b>4.6%</b>                | <b>3.9%</b>         | <b>8.5%</b>              |
| May 2022    | 4.9%                 | 7.4%                         | 5.9%                 | 10.0%                       | 5.9%                 | 7.3%                               | 5.4%                | 6.0%                           | 4.3%                 | 0.6%                          | 4.9%                       | 1.1%                | 6.02%                    |
| Apr 2022    | 6.2%                 | 8.8%                         | 6.3%                 | 10.6%                       | 5.9%                 | 8.0%                               | 3.6%                | 6.8%                           | 4.0%                 | 0.6%                          | 4.6%                       | 2.2%                | 6.76%                    |
| Mar 2022    | 9.3%                 | 12.6%                        | 6.2%                 | 14.1%                       | 8.8%                 | 10.3%                              | 7.8%                | 9.3%                           | 4.0%                 | 0.5%                          | 4.4%                       | 4.9%                | 9.31%                    |
| Feb 2022    | 8.8%                 | 10.1%                        | 6.4%                 | 14.7%                       | 6.5%                 | 10.0%                              | 8.7%                | 9.0%                           | 4.1%                 | 0.4%                          | 4.5%                       | 4.5%                | 8.95%                    |
| Jan 2022    | 11.3%                | 13.9%                        | 8.7%                 | 16.4%                       | 9.4%                 | 11.3%                              | 11.5%               | 11.4%                          | 4.2%                 | 0.4%                          | 4.6%                       | 6.8%                | 11.35%                   |
| <b>2021</b> | 6.4%                 | 7.1%                         | 5.0%                 | 12.6%                       | 6.3%                 | 7.4%                               | 5.2%                | <b>6.5%</b>                    | <b>3.8%</b>          | <b>0.4%</b>                   | <b>4.3%</b>                | <b>2.3%</b>         | <b>6.5%</b>              |
| Dec 2021    | 8.3%                 | 9.6%                         | 6.7%                 | 12.6%                       | 4.6%                 | 10.2%                              | 6.4%                | 8.5%                           | 4.3%                 | 0.5%                          | 4.8%                       | 3.7%                | 8.47%                    |
| Nov 2021    | 8.3%                 | 8.6%                         | 5.7%                 | 13.0%                       | 2.9%                 | 8.9%                               | 5.9%                | 7.9%                           | 4.3%                 | 0.6%                          | 4.9%                       | 3.0%                | 7.90%                    |
| Oct 2021    | 6.8%                 | 7.3%                         | 5.7%                 | 12.8%                       | 5.0%                 | 8.0%                               | 6.4%                | 7.0%                           | 4.6%                 | 0.6%                          | 5.2%                       | 1.8%                | 7.02%                    |
| Sep 2021    | 5.8%                 | 7.3%                         | 5.0%                 | 11.0%                       | 3.6%                 | 7.1%                               | 5.9%                | 6.3%                           | 4.4%                 | 0.5%                          | 4.9%                       | 1.4%                | 6.26%                    |
| Aug 2021    | 6.2%                 | 6.4%                         | 4.7%                 | 10.3%                       | 4.7%                 | 7.0%                               | 5.1%                | 6.2%                           | 4.2%                 | 0.4%                          | 4.7%                       | 1.5%                | 6.16%                    |
| Jul 2021    | 4.8%                 | 5.2%                         | 4.1%                 | 8.6%                        | 3.8%                 | 5.8%                               | 4.9%                | 5.0%                           | 3.7%                 | 0.4%                          | 4.1%                       | 1.0%                | 5.03%                    |
| Jun 2021    | 4.3%                 | 6.1%                         | 3.6%                 | 9.0%                        | 1.7%                 | 5.7%                               | 4.1%                | 4.8%                           | 3.5%                 | 0.5%                          | 4.0%                       | 0.8%                | 4.76%                    |
| May 2021    | 5.0%                 | 5.4%                         | 3.2%                 | 7.4%                        | 3.3%                 | 4.4%                               | 3.8%                | 4.6%                           | 3.2%                 | 0.4%                          | 3.6%                       | 0.9%                | 4.56%                    |
| Apr 2021    | 4.2%                 | 5.3%                         | 2.7%                 | 10.1%                       | 3.1%                 | 5.4%                               | 3.8%                | 4.4%                           | 3.0%                 | 0.3%                          | 3.3%                       | 1.1%                | 4.45%                    |
| Mar 2021    | 5.4%                 | 6.5%                         | 3.8%                 | 10.4%                       | 5.2%                 | 4.9%                               | 4.0%                | 5.2%                           | 3.3%                 | 0.3%                          | 3.6%                       | 1.6%                | 5.20%                    |
| Feb 2021    | 6.3%                 | 7.9%                         | 6.5%                 | 15.8%                       | 12.7%                | 8.3%                               | 4.4%                | 7.0%                           | 3.5%                 | 0.5%                          | 4.0%                       | 3.0%                | 7.05%                    |
| Jan 2021    | 11.0%                | 9.2%                         | 8.8%                 | 31.8%                       | 31.0%                | 14.4%                              | 8.1%                | 11.6%                          | 3.7%                 | 0.3%                          | 4.0%                       | 7.7%                | 11.64%                   |
| <b>2020</b> | 6.2%                 | 7.7%                         | 5.0%                 | 7.3%                        | 6.2%                 | 7.4%                               | 4.8%                | <b>6.3%</b>                    | <b>3.5%</b>          | <b>0.4%</b>                   | <b>3.9%</b>                | <b>2.5%</b>         | <b>6.3%</b>              |
| Dec 2020    | 7.1%                 | 6.3%                         | 4.2%                 | 11.4%                       | 7.1%                 | 7.9%                               | 4.2%                | 6.6%                           | 3.3%                 | 0.3%                          | 3.6%                       | 3.0%                | 6.58%                    |
| Nov 2020    | 5.6%                 | 6.5%                         | 5.4%                 | 9.8%                        | 4.9%                 | 7.9%                               | 4.9%                | 6.2%                           | 3.5%                 | 0.3%                          | 3.8%                       | 2.4%                | 6.17%                    |
| Oct 2020    | 6.1%                 | 10.2%                        | 5.4%                 | 8.3%                        | 7.5%                 | 8.3%                               | 5.6%                | 6.9%                           | 3.7%                 | 0.3%                          | 4.0%                       | 2.8%                | 6.88%                    |
| Sep 2020    | 6.3%                 | 6.8%                         | 4.7%                 | 7.1%                        | 6.8%                 | 6.3%                               | 4.6%                | 6.0%                           | 3.7%                 | 0.4%                          | 4.1%                       | 1.9%                | 6.01%                    |
| Aug 2020    | 4.0%                 | 6.3%                         | 1.3%                 | 5.3%                        | 6.1%                 | 5.4%                               | 4.0%                | 4.2%                           | 3.1%                 | 0.3%                          | 3.4%                       | 0.7%                | 4.17%                    |
| Jul 2020    | 3.7%                 | 5.8%                         | 3.8%                 | 5.1%                        | 2.9%                 | 4.7%                               | 3.2%                | 4.1%                           | 3.0%                 | 0.4%                          | 3.4%                       | 0.7%                | 4.13%                    |
| Jun 2020    | 4.0%                 | 6.0%                         | 5.7%                 | 5.5%                        | 4.3%                 | 5.4%                               | 3.4%                | 4.7%                           | 3.3%                 | 0.3%                          | 3.6%                       | 1.1%                | 4.74%                    |
| May 2020    | 6.9%                 | 8.4%                         | 5.4%                 | 6.8%                        | 5.8%                 | 7.7%                               | 4.4%                | 6.8%                           | 3.7%                 | 0.3%                          | 4.0%                       | 2.7%                | 6.76%                    |
| Apr 2020    | 15.4%                | 17.6%                        | 10.5%                | 10.6%                       | 13.9%                | 14.3%                              | 10.8%               | 14.2%                          | 3.8%                 | 0.2%                          | 3.9%                       | 10.2%               | 14.15%                   |
| Mar 2020    | 7.9%                 | 8.0%                         | 6.0%                 | 7.4%                        | 6.1%                 | 9.4%                               | 5.1%                | 7.6%                           | 3.4%                 | 0.4%                          | 3.8%                       | 3.8%                | 7.61%                    |
| Feb 2020    | 3.7%                 | 4.9%                         | 3.3%                 | 3.9%                        | 4.6%                 | 5.4%                               | 3.9%                | 4.1%                           | 3.6%                 | 0.5%                          | 4.1%                       |                     | 4.13%                    |
| Jan 2020    | 3.7%                 | 6.0%                         | 3.4%                 | 6.3%                        | 5.0%                 | 6.0%                               | 3.9%                | 4.4%                           | 3.9%                 | 0.6%                          | 4.4%                       |                     | 4.42%                    |
| <b>2019</b> | 3.4%                 | 4.9%                         | 3.6%                 | 6.0%                        | 5.6%                 | 5.4%                               | 3.5%                | <b>4.0%</b>                    | <b>3.5%</b>          | <b>0.5%</b>                   | <b>4.0%</b>                |                     | <b>4.0%</b>              |
| Dec 2019    | 3.5%                 | 5.5%                         | 3.0%                 | 6.8%                        | 4.1%                 | 6.5%                               | 3.7%                | 4.3%                           | 3.7%                 | 0.6%                          | 4.3%                       |                     | 4.29%                    |
| Nov 2019    | 3.8%                 | 5.0%                         | 3.3%                 | 6.9%                        | 5.5%                 | 5.4%                               | 3.8%                | 4.3%                           | 3.7%                 | 0.6%                          | 4.3%                       |                     | 4.26%                    |
| Oct 2019    | 3.2%                 | 5.5%                         | 3.5%                 | 7.0%                        | 3.6%                 | 5.3%                               | 3.7%                | 4.0%                           | 3.6%                 | 0.5%                          | 4.0%                       |                     | 4.03%                    |
| Sep 2019    | 3.8%                 | 4.8%                         | 2.7%                 | 8.2%                        | 5.5%                 | 5.1%                               | 3.0%                | 4.1%                           | 3.6%                 | 0.4%                          | 4.1%                       |                     | 4.06%                    |
| Aug 2019    | 3.4%                 | 4.9%                         | 2.7%                 | 7.3%                        | 6.1%                 | 5.0%                               | 3.5%                | 3.9%                           | 3.5%                 | 0.4%                          | 3.9%                       |                     | 3.91%                    |
| Jul 2019    | 3.0%                 | 3.8%                         | 3.0%                 | 5.8%                        | 6.5%                 | 5.0%                               | 3.4%                | 3.6%                           | 3.2%                 | 0.4%                          | 3.6%                       |                     | 3.63%                    |

RCSI Hospitals Group

| Year/ month | Beaumont Hospital | Cavan General Hospital | Connolly Hospital | Louth County Hospital | Monaghan Hospital | Our Lady of Lourdes Hospital | Rotunda Hospital | Acute Services absence rate | Certified absence | Self-certified absence | Non Covid-19 absence | Covid-19 absence | Total absence rate |
|-------------|-------------------|------------------------|-------------------|-----------------------|-------------------|------------------------------|------------------|-----------------------------|-------------------|------------------------|----------------------|------------------|--------------------|
| Jun 2019    | 3.4%              | 4.8%                   | 5.0%              | 5.0%                  | 6.1%              | 5.6%                         | 3.4%             | 4.3%                        | 3.6%              | 0.6%                   | 4.3%                 |                  | 4.27%              |
| May 2019    | 2.7%              | 4.7%                   | 4.4%              | 4.6%                  | 6.6%              | 5.4%                         | 3.5%             | 3.9%                        | 3.5%              | 0.4%                   | 3.9%                 |                  | 3.85%              |
| Apr 2019    | 3.1%              | 5.2%                   | 3.9%              | 3.6%                  | 5.6%              | 5.1%                         | 3.4%             | 3.9%                        | 3.4%              | 0.4%                   | 3.9%                 |                  | 3.89%              |
| Mar 2019    | 3.2%              | 4.8%                   | 3.8%              | 4.9%                  | 3.5%              | 4.8%                         | 3.5%             | 3.8%                        | 3.3%              | 0.5%                   | 3.8%                 |                  | 3.84%              |
| Feb 2019    | 3.6%              | 5.0%                   | 3.9%              | 5.4%                  | 7.2%              | 6.2%                         | 3.2%             | 4.3%                        | 3.6%              | 0.7%                   | 4.3%                 |                  | 4.33%              |
| Jan 2019    | 3.8%              | 5.4%                   | 3.5%              | 5.7%                  | 6.4%              | 6.1%                         | 3.7%             | 4.2%                        | 3.6%              | 0.6%                   | 4.2%                 |                  | 4.16%              |



# RCSI Hospitals Group

| Year/ month | Health Service Executive | Section 38 Hospitals | Acute Services absence rate | Certified absence | Self-certified absence | Non Covid-19 absence | Covid-19 absence | Total absence rate |
|-------------|--------------------------|----------------------|-----------------------------|-------------------|------------------------|----------------------|------------------|--------------------|
| <b>2022</b> | 8.9%                     | 8.0%                 | <b>8.5%</b>                 | <b>4.1%</b>       | <b>0.5%</b>            | <b>4.6%</b>          | <b>3.9%</b>      | <b>8.5%</b>        |
| May 2022    | 7.0%                     | 5.0%                 | <b>6.0%</b>                 | 4.3%              | 0.6%                   | 4.9%                 | 1.1%             | 6.0%               |
| Apr 2022    | 7.7%                     | 5.8%                 | <b>6.8%</b>                 | 4.0%              | 0.6%                   | 4.6%                 | 2.2%             | 6.8%               |
| Mar 2022    | 9.5%                     | 9.1%                 | <b>9.3%</b>                 | 4.0%              | 0.5%                   | 4.4%                 | 4.9%             | 9.3%               |
| Feb 2022    | 9.1%                     | 8.7%                 | <b>9.0%</b>                 | 4.1%              | 0.4%                   | 4.5%                 | 4.5%             | 9.0%               |
| Jan 2022    | 11.4%                    | 11.4%                | <b>11.4%</b>                | 4.2%              | 0.4%                   | 4.6%                 | 6.8%             | 11.4%              |
| <b>2021</b> | 6.9%                     | 6.2%                 | <b>6.5%</b>                 | <b>3.8%</b>       | <b>0.4%</b>            | <b>4.3%</b>          | <b>2.3%</b>      | <b>6.5%</b>        |
| Dec 2021    | 8.9%                     | 8.0%                 | <b>8.5%</b>                 | 4.3%              | 0.5%                   | 4.8%                 | 3.7%             | 8.5%               |
| Nov 2021    | 7.9%                     | 7.8%                 | <b>7.9%</b>                 | 4.3%              | 0.6%                   | 4.9%                 | 3.0%             | 7.9%               |
| Oct 2021    | 7.3%                     | 6.7%                 | <b>7.0%</b>                 | 4.6%              | 0.6%                   | 5.2%                 | 1.8%             | 7.0%               |
| Sep 2021    | 6.7%                     | 5.8%                 | <b>6.3%</b>                 | 4.4%              | 0.5%                   | 4.9%                 | 1.4%             | 6.3%               |
| Aug 2021    | 6.3%                     | 6.0%                 | <b>6.2%</b>                 | 4.2%              | 0.4%                   | 4.7%                 | 1.5%             | 6.2%               |
| Jul 2021    | 5.3%                     | 4.8%                 | <b>5.0%</b>                 | 3.7%              | 0.4%                   | 4.1%                 | 1.0%             | 5.0%               |
| Jun 2021    | 5.3%                     | 4.2%                 | <b>4.8%</b>                 | 3.5%              | 0.5%                   | 4.0%                 | 0.8%             | 4.8%               |
| May 2021    | 4.3%                     | 4.8%                 | <b>4.6%</b>                 | 3.2%              | 0.4%                   | 3.6%                 | 0.9%             | 4.6%               |
| Apr 2021    | 4.7%                     | 4.2%                 | <b>4.4%</b>                 | 3.0%              | 0.3%                   | 3.3%                 | 1.1%             | 4.4%               |
| Mar 2021    | 5.2%                     | 5.2%                 | <b>5.2%</b>                 | 3.3%              | 0.3%                   | 3.6%                 | 1.6%             | 5.2%               |
| Feb 2021    | 8.1%                     | 5.9%                 | <b>7.0%</b>                 | 3.5%              | 0.5%                   | 4.0%                 | 3.0%             | 7.0%               |
| Jan 2021    | 12.8%                    | 10.5%                | <b>11.6%</b>                | 3.7%              | 0.3%                   | 4.0%                 | 7.7%             | 11.6%              |
| <b>2020</b> | 6.7%                     | 6.0%                 | <b>6.3%</b>                 | <b>3.5%</b>       | <b>0.4%</b>            | <b>3.9%</b>          | <b>2.5%</b>      | <b>6.3%</b>        |
| Dec 2020    | 6.5%                     | 6.7%                 | <b>6.6%</b>                 | 3.3%              | 0.3%                   | 3.6%                 | 3.0%             | 6.6%               |
| Nov 2020    | 6.9%                     | 5.5%                 | <b>6.2%</b>                 | 3.5%              | 0.3%                   | 3.8%                 | 2.4%             | 6.2%               |
| Oct 2020    | 7.8%                     | 6.0%                 | <b>6.9%</b>                 | 3.7%              | 0.3%                   | 4.0%                 | 2.8%             | 6.9%               |
| Sep 2020    | 6.0%                     | 6.0%                 | <b>6.0%</b>                 | 3.7%              | 0.4%                   | 4.1%                 | 1.9%             | 6.0%               |
| Aug 2020    | 4.3%                     | 4.0%                 | <b>4.2%</b>                 | 3.1%              | 0.3%                   | 3.4%                 | 0.7%             | 4.2%               |
| Jul 2020    | 4.7%                     | 3.6%                 | <b>4.1%</b>                 | 3.0%              | 0.4%                   | 3.4%                 | 0.7%             | 4.1%               |
| Jun 2020    | 5.6%                     | 3.9%                 | <b>4.7%</b>                 | 3.3%              | 0.3%                   | 3.6%                 | 1.1%             | 4.7%               |
| May 2020    | 7.1%                     | 6.5%                 | <b>6.8%</b>                 | 3.7%              | 0.3%                   | 4.0%                 | 2.7%             | 6.8%               |
| Apr 2020    | 13.6%                    | 14.6%                | <b>14.2%</b>                | 3.8%              | 0.2%                   | 3.9%                 | 10.2%            | 14.2%              |
| Mar 2020    | 7.9%                     | 7.4%                 | <b>7.6%</b>                 | 3.4%              | 0.4%                   | 3.8%                 | 3.8%             | 7.6%               |
| Feb 2020    | 4.6%                     | 3.7%                 | <b>4.1%</b>                 | 3.6%              | 0.5%                   | 4.1%                 |                  | 4.1%               |
| Jan 2020    | 5.2%                     | 3.7%                 | <b>4.4%</b>                 | 3.9%              | 0.6%                   | 4.4%                 |                  | 4.4%               |
| <b>2019</b> | 4.7%                     | 3.4%                 | <b>4.0%</b>                 | <b>3.5%</b>       | <b>0.5%</b>            | <b>4.0%</b>          |                  | <b>4.0%</b>        |
| Dec 2019    | 5.2%                     | 3.5%                 | <b>4.3%</b>                 | 3.7%              | 0.6%                   | 4.3%                 |                  | 4.3%               |
| Nov 2019    | 4.8%                     | 3.8%                 | <b>4.3%</b>                 | 3.7%              | 0.6%                   | 4.3%                 |                  | 4.3%               |
| Oct 2019    | 4.9%                     | 3.3%                 | <b>4.0%</b>                 | 3.6%              | 0.5%                   | 4.0%                 |                  | 4.0%               |
| Sep 2019    | 4.5%                     | 3.6%                 | <b>4.1%</b>                 | 3.6%              | 0.4%                   | 4.1%                 |                  | 4.1%               |

RCSI Hospitals Group

| Year/ month | Health<br>Service<br>Executive | Section 38<br>Hospitals | Acute<br>Services<br>absence rate | Certified<br>absence | Self-<br>certified<br>absence | Non<br>Covid-19<br>absence | Covid-19<br>absence | Total<br>absence<br>rate |
|-------------|--------------------------------|-------------------------|-----------------------------------|----------------------|-------------------------------|----------------------------|---------------------|--------------------------|
| Aug 2019    | 4.4%                           | 3.4%                    | 3.9%                              | 3.5%                 | 0.4%                          | 3.9%                       |                     | 3.9%                     |
| Jul 2019    | 4.2%                           | 3.0%                    | 3.6%                              | 3.2%                 | 0.4%                          | 3.6%                       |                     | 3.6%                     |
| Jun 2019    | 5.2%                           | 3.4%                    | 4.3%                              | 3.6%                 | 0.6%                          | 4.3%                       |                     | 4.3%                     |
| May 2019    | 4.9%                           | 2.8%                    | 3.9%                              | 3.5%                 | 0.4%                          | 3.9%                       |                     | 3.9%                     |
| Apr 2019    | 4.6%                           | 3.2%                    | 3.9%                              | 3.4%                 | 0.4%                          | 3.9%                       |                     | 3.9%                     |
| Mar 2019    | 4.5%                           | 3.2%                    | 3.8%                              | 3.3%                 | 0.5%                          | 3.8%                       |                     | 3.8%                     |
| Feb 2019    | 5.2%                           | 3.5%                    | 4.3%                              | 3.6%                 | 0.7%                          | 4.3%                       |                     | 4.3%                     |
| Jan 2019    | 4.7%                           | 3.8%                    | 4.2%                              | 3.6%                 | 0.6%                          | 4.2%                       |                     | 4.2%                     |
| 2018        | 4.9%                           | 3.3%                    | 4.1%                              | 3.7%                 | 0.5%                          | 4.1%                       |                     | 4.1%                     |
| Dec 2018    | 4.8%                           | 3.6%                    | 4.2%                              | 3.7%                 | 0.5%                          | 4.2%                       |                     | 4.2%                     |
| Nov 2018    | 4.7%                           | 3.2%                    | 4.0%                              | 3.5%                 | 0.5%                          | 4.0%                       |                     | 4.0%                     |
| Oct 2018    | 5.7%                           | 3.3%                    | 4.5%                              | 4.0%                 | 0.5%                          | 4.5%                       |                     | 4.5%                     |
| Sep 2018    | 4.3%                           | 3.4%                    | 3.8%                              | 3.3%                 | 0.5%                          | 3.8%                       |                     | 3.8%                     |
| Aug 2018    | 4.4%                           | 3.2%                    | 3.8%                              | 3.4%                 | 0.4%                          | 3.8%                       |                     | 3.8%                     |
| Jul 2018    | 4.4%                           | 3.1%                    | 3.8%                              | 3.4%                 | 0.4%                          | 3.8%                       |                     | 3.8%                     |
| Jun 2018    | 4.3%                           | 3.0%                    | 3.6%                              | 3.3%                 | 0.4%                          | 3.6%                       |                     | 3.6%                     |
| May 2018    | 4.2%                           | 3.2%                    | 3.7%                              | 3.3%                 | 0.4%                          | 3.7%                       |                     | 3.7%                     |
| Apr 2018    | 4.8%                           | 3.2%                    | 4.0%                              | 3.5%                 | 0.4%                          | 4.0%                       |                     | 4.0%                     |
| Mar 2018    | 5.2%                           | 3.0%                    | 4.0%                              | 3.7%                 | 0.4%                          | 4.0%                       |                     | 4.0%                     |
| Feb 2018    | 5.6%                           | 3.7%                    | 4.6%                              | 4.2%                 | 0.5%                          | 4.6%                       |                     | 4.6%                     |
| Jan 2018    | 6.6%                           | 4.1%                    | 5.3%                              | 4.7%                 | 0.6%                          | 5.3%                       |                     | 5.3%                     |

