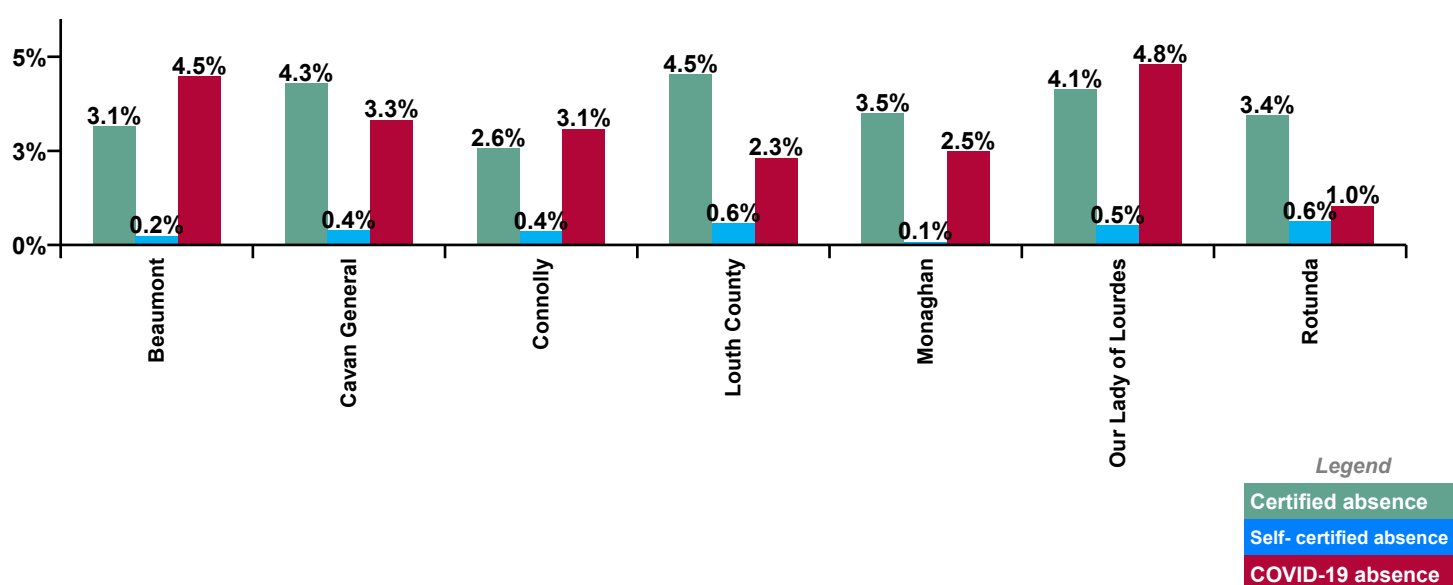


March 2020

RCSI Hospitals Group Absence Rate - by Staff Category: Mar 2020	Certified absence	Self-certified absence	COVID-19 absence	Total absence rate	Certified	Self-certified	COVID-19
RCSI Hospitals Group	3.4%	0.4%	3.8%	7.6%	45.1%	4.8%	50.1%
Medical & Dental	0.8%	0.1%	3.0%	3.9%	20.3%	3.0%	76.7%
Nursing & Midwifery	3.7%	0.4%	3.7%	7.8%	47.6%	5.5%	46.9%
Health & Social Care Professionals	2.5%	0.2%	4.6%	7.3%	34.6%	2.4%	62.9%
Management & Administrative	3.8%	0.3%	3.2%	7.3%	51.8%	4.3%	43.9%
General Support	5.4%	0.5%	4.0%	9.9%	54.8%	4.6%	40.7%
Patient & Client Care	4.6%	0.7%	5.3%	10.7%	43.4%	6.8%	49.8%

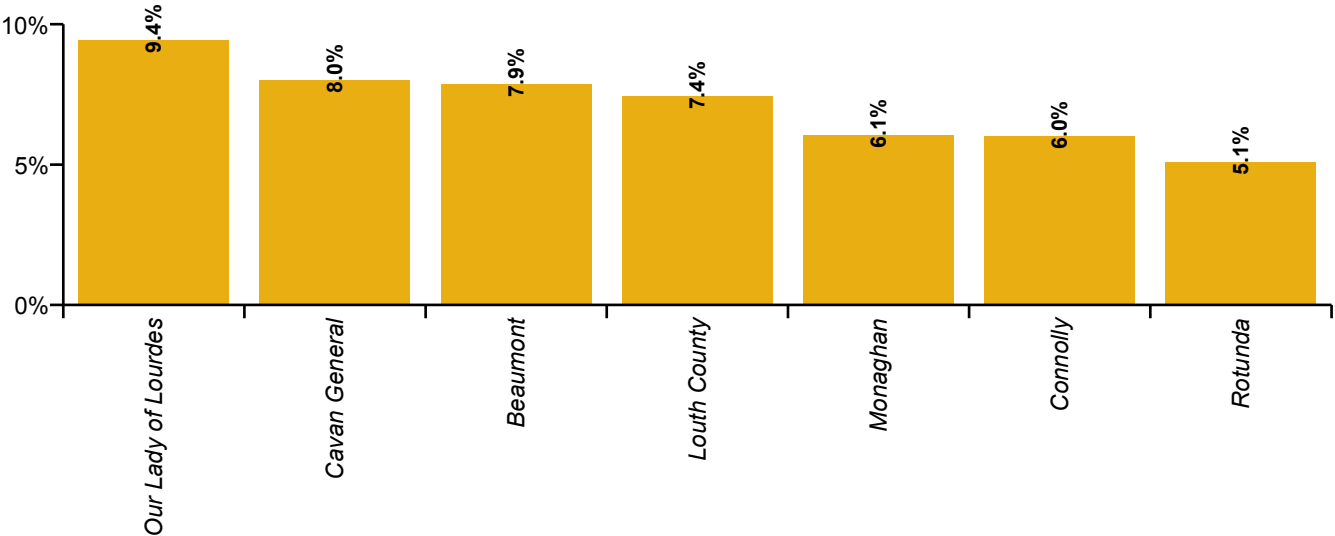
RCSI Hospitals Group Absence Rate - by Hospital: Mar 2020	Certified absence	Self-certified absence	COVID-19 absence	Total absence rate	Certified	Self-certified	COVID-19
RCSI Hospitals Group	3.4%	0.4%	3.8%	7.6%	45.1%	4.8%	50.1%
Beaumont	3.1%	0.2%	4.5%	7.9%	40.0%	3.1%	57.0%
Cavan General	4.3%	0.4%	3.3%	8.0%	53.7%	4.9%	41.5%
Connolly	2.6%	0.4%	3.1%	6.0%	42.8%	5.9%	51.3%
Louth County	4.5%	0.6%	2.3%	7.4%	61.1%	7.8%	31.1%
Monaghan	3.5%	0.1%	2.5%	6.1%	57.8%	1.3%	40.9%
Our Lady of Lourdes	4.1%	0.5%	4.8%	9.4%	43.8%	5.4%	50.7%
Rotunda	3.4%	0.6%	1.0%	5.1%	67.4%	12.3%	20.3%

Certified, self-certified & COVID-19: Mar 2020

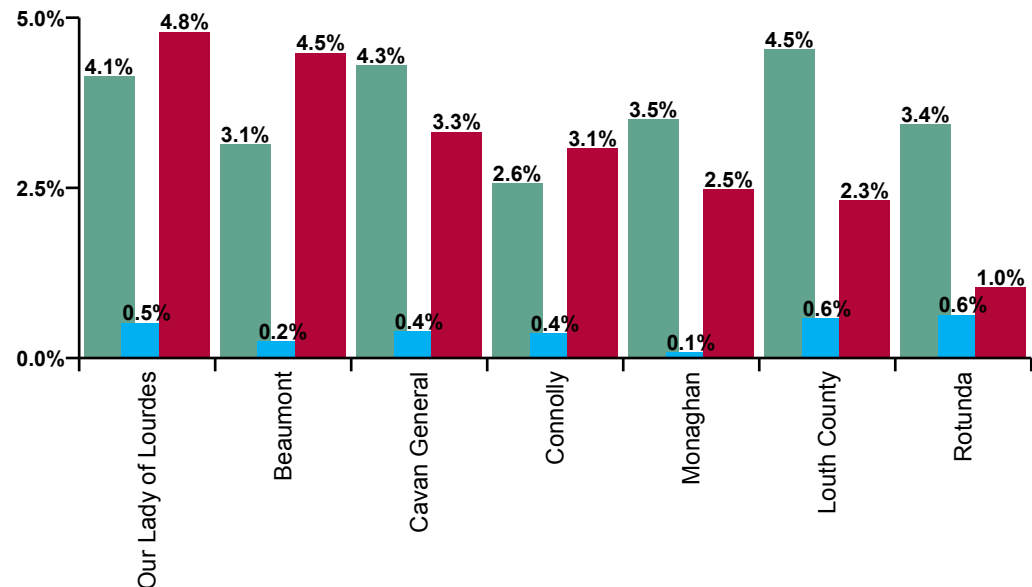
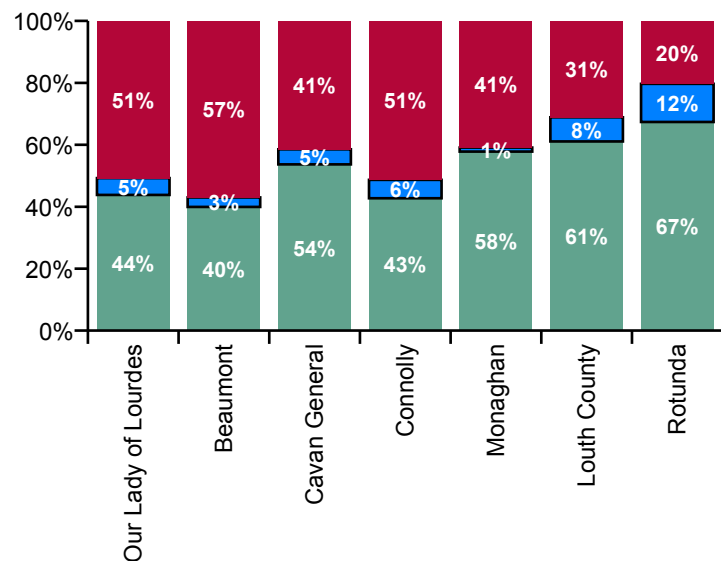


RCSI Hospitals Group Absence type by Hospital: Mar 2020	Certified absence	Self-certified absence	COVID-19 absence	Total absence	Certified	Self-certified	COVID-19
Total (Mar 2020):	3.4%	0.4%	3.8%	7.6%	45.1%	4.8%	50.1%
<i>Beaumont</i>	3.1%	0.2%	4.5%	7.9%	40.0%	3.1%	57.0%
<i>Cavan General</i>	4.3%	0.4%	3.3%	8.0%	53.7%	4.9%	41.5%
<i>Connolly</i>	2.6%	0.4%	3.1%	6.0%	42.8%	5.9%	51.3%
<i>Louth County</i>	4.5%	0.6%	2.3%	7.4%	61.1%	7.8%	31.1%
<i>Monaghan</i>	3.5%	0.1%	2.5%	6.1%	57.8%	1.3%	40.9%
<i>Our Lady of Lourdes</i>	4.1%	0.5%	4.8%	9.4%	43.8%	5.4%	50.7%
<i>Rotunda</i>	3.4%	0.6%	1.0%	5.1%	67.4%	12.3%	20.3%

Total absence rate by Hospital: Mar 2020



RCSI Hospitals Group Overall Absence Rate - by Hospital & Staff Category: Mar 2020	Medical & Dental	Nursing & Midwifery	Health & Social Care Professionals	Management & Administrative	General Support	Patient & Client Care	Certified absence	Self-certified absence	COVID-19 absence	Total absence
RCSI Hospitals Group	3.9%	7.8%	7.3%	7.3%	9.9%	10.7%	3.4%	0.4%	3.8%	7.6%
<i>Beaumont</i>	3.0%	7.3%	7.4%	8.4%	10.7%	14.3%	3.1%	0.2%	4.5%	7.9%
<i>Cavan General</i>	7.6%	8.9%	9.5%	5.6%	5.8%	8.6%	4.3%	0.4%	3.3%	8.0%
<i>Connolly</i>	2.3%	6.0%	6.8%	5.9%	8.1%	8.3%	2.6%	0.4%	3.1%	6.0%
<i>Louth County</i>	0.0%	12.0%	3.5%	6.4%	6.0%	5.0%	4.5%	0.6%	2.3%	7.4%
<i>Monaghan</i>	0.0%	7.5%	8.5%	0.0%	9.4%	5.7%	3.5%	0.1%	2.5%	6.1%
<i>Our Lady of Lourdes</i>	5.8%	10.6%	9.3%	7.2%	14.9%	9.6%	4.1%	0.5%	4.8%	9.4%
<i>Rotunda</i>	2.1%	4.7%	1.7%	7.3%	7.0%	9.4%	3.4%	0.6%	1.0%	5.1%



Certified absence

Self-certified absence

COVID-19 absence

RCSI Hospitals Group Absence Rate - by Hospital, Staff Category & Absence type: Mar 2020

Beaumont by Staff Category Mar 2020	Certified absence	Self-certified absence	COVID-19 absence	Total absence	Certified	Self-certified	COVID-19
Total	3.1%	0.2%	4.5%	7.9%	40.0%	3.1%	57.0%
Medical & Dental	1.1%	0.1%	1.8%	3.0%	38.4%	1.7%	59.9%
Nursing & Midwifery	2.9%	0.3%	4.1%	7.3%	39.8%	3.7%	56.6%
Health & Social Care Professionals	2.2%	0.2%	5.0%	7.4%	29.2%	2.7%	68.1%
Management & Administrative	4.1%	0.2%	4.2%	8.4%	48.3%	2.1%	49.6%
General Support	4.7%	0.4%	5.5%	10.7%	44.0%	3.9%	52.0%
Patient & Client Care	5.2%	0.4%	8.7%	14.3%	36.5%	2.5%	61.0%

Cavan General by Staff Category Mar 2020	Certified absence	Self-certified absence	COVID-19 absence	Total absence	Certified	Self-certified	COVID-19
Total	4.3%	0.4%	3.3%	8.0%	53.7%	4.9%	41.5%
Medical & Dental	2.1%	0.5%	5.0%	7.6%	27.6%	6.6%	65.8%
Nursing & Midwifery	5.1%	0.4%	3.3%	8.9%	58.0%	4.4%	37.6%
Health & Social Care Professionals	4.9%	0.1%	4.5%	9.5%	51.5%	1.2%	47.4%
Management & Administrative	2.5%	0.6%	2.5%	5.6%	44.0%	11.6%	44.4%
General Support	4.8%	0.2%	0.8%	5.8%	82.8%	3.7%	13.4%
Patient & Client Care	5.3%	0.4%	2.9%	8.6%	62.1%	4.1%	33.9%

Connolly by Staff Category Mar 2020	Certified absence	Self-certified absence	COVID-19 absence	Total absence	Certified	Self-certified	COVID-19
Total	2.6%	0.4%	3.1%	6.0%	42.8%	5.9%	51.3%
Medical & Dental	0.0%	0.0%	2.3%	2.3%	0.0%	2.0%	98.0%
Nursing & Midwifery	2.9%	0.5%	2.7%	6.0%	47.8%	7.8%	44.4%
Health & Social Care Professionals	1.7%	0.1%	5.1%	6.8%	24.4%	1.4%	74.1%
Management & Administrative	3.0%	0.2%	2.7%	5.9%	51.4%	3.3%	45.3%
General Support	4.5%	0.9%	2.7%	8.1%	55.7%	10.8%	33.5%
Patient & Client Care	3.9%	0.5%	4.0%	8.3%	46.5%	5.8%	47.6%

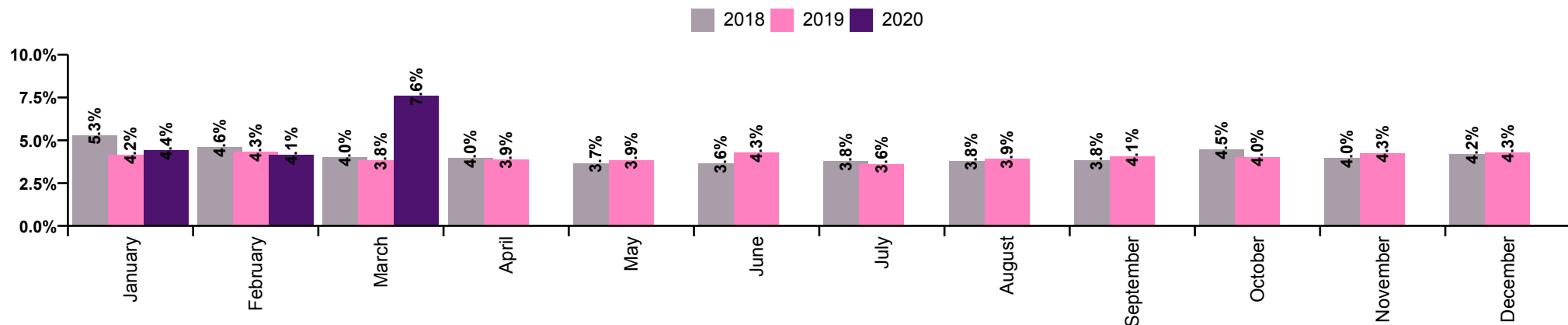
Louth County by Staff Category Mar 2020	Certified absence	Self-certified absence	COVID-19 absence	Total absence	Certified	Self-certified	COVID-19
Total	4.5%	0.6%	2.3%	7.4%	61.1%	7.8%	31.1%
Medical & Dental				0.0%			
Nursing & Midwifery	7.3%	0.5%	4.2%	12.0%	60.6%	4.2%	35.2%
Health & Social Care Professionals	3.0%	0.4%	0.0%	3.5%	87.4%	12.6%	0.0%
Management & Administrative	3.3%	0.7%	2.4%	6.4%	51.5%	11.0%	37.6%
General Support	4.6%	0.3%	1.1%	6.0%	76.5%	4.9%	18.6%
Patient & Client Care	2.1%	1.1%	1.8%	5.0%	41.8%	22.4%	35.9%

Monaghan by Staff Category Mar 2020	Certified absence	Self-certified absence	COVID-19 absence	Total absence	Certified	Self-certified	COVID-19
Total	3.5%	0.1%	2.5%	6.1%	57.8%	1.3%	40.9%
Medical & Dental				0.0%			
Nursing & Midwifery	3.6%	0.0%	4.0%	7.5%	47.1%	0.0%	52.9%
Health & Social Care Professionals	2.7%	0.0%	5.8%	8.5%	31.6%	0.0%	68.4%
Management & Administrative	0.0%	0.0%	0.0%	0.0%			
General Support	9.4%	0.0%	0.0%	9.4%	100.0%	0.0%	0.0%
Patient & Client Care	4.3%	0.3%	1.0%	5.7%	76.6%	5.8%	17.5%

Our Lady of Lourdes by Staff Category Mar 2020	Certified absence	Self-certified absence	COVID-19 absence	Total absence	Certified	Self-certified	COVID-19
Total	4.1%	0.5%	4.8%	9.4%	43.8%	5.4%	50.7%
Medical & Dental	0.1%	0.1%	5.6%	5.8%	2.4%	1.3%	96.3%
Nursing & Midwifery	4.8%	0.7%	5.2%	10.6%	44.7%	6.8%	48.5%
Health & Social Care Professionals	4.2%	0.2%	4.8%	9.3%	44.9%	2.7%	52.4%
Management & Administrative	3.9%	0.5%	2.8%	7.2%	54.3%	6.7%	39.1%
General Support	8.7%	0.5%	5.7%	14.9%	58.5%	3.2%	38.3%
Patient & Client Care	5.4%	0.9%	3.4%	9.6%	55.8%	9.2%	35.0%

Rotunda by Staff Category Mar 2020	Certified absence	Self-certified absence	COVID-19 absence	Total absence	Certified	Self-certified	COVID-19
Total	3.4%	0.6%	1.0%	5.1%	67.4%	12.3%	20.3%
Medical & Dental	0.7%	0.2%	1.2%	2.1%	34.1%	9.6%	56.3%
Nursing & Midwifery	4.0%	0.5%	0.2%	4.7%	83.8%	10.9%	5.3%
Health & Social Care Professionals	0.2%	0.1%	1.5%	1.7%	8.7%	5.3%	86.0%
Management & Administrative	5.2%	0.4%	1.7%	7.3%	71.0%	5.1%	23.9%
General Support	5.5%	0.4%	1.1%	7.0%	78.9%	5.2%	15.9%
Patient & Client Care	0.3%	5.5%	3.6%	9.4%	3.3%	58.8%	38.0%

RCSI Hospitals Group Absence Rate - by Staff Category	Medical & Dental	Nursing & Midwifery	Health & Social Care Professionals	Management & Administrative	General Support	Patient & Client Care	Certified absence	Self-certified absence	COVID-19 absence	Total absence
RCSI HG: 2020	2.0%	6.0%	4.6%	5.4%	7.1%	7.6%	3.6%	0.5%	1.3%	5.4%
March	3.9%	7.8%	7.3%	7.3%	9.9%	10.7%	3.4%	0.4%	3.8%	7.6%
February	1.2%	4.9%	3.1%	4.1%	5.4%	5.5%	3.6%	0.5%	0.0%	4.1%
January	0.9%	5.1%	3.3%	4.8%	5.8%	6.3%	3.9%	0.6%	0.0%	4.4%
RCSI HG: 2019	1.0%	4.8%	2.8%	4.1%	5.6%	5.2%	3.5%	0.5%	0.0%	4.0%
December	1.2%	5.2%	3.2%	3.8%	5.8%	5.8%	3.7%	0.6%	0.0%	4.3%
November	1.3%	5.4%	2.9%	4.1%	6.0%	4.6%	3.7%	0.6%	0.0%	4.3%
October	1.2%	5.3%	2.6%	4.1%	5.0%	4.3%	3.6%	0.5%	0.0%	4.0%
September	0.9%	4.8%	2.9%	4.2%	6.6%	4.7%	3.6%	0.4%	0.0%	4.1%
August	0.9%	4.6%	2.4%	4.3%	5.8%	5.0%	3.5%	0.4%	0.0%	3.9%
July	0.7%	4.0%	2.8%	3.9%	5.2%	5.4%	3.2%	0.4%	0.0%	3.6%
June	1.3%	4.8%	2.8%	4.0%	6.3%	6.8%	3.6%	0.6%	0.0%	4.3%
May	1.2%	4.8%	2.2%	4.1%	5.1%	4.7%	3.5%	0.4%	0.0%	3.9%
April	1.2%	4.8%	2.9%	3.9%	4.8%	5.0%	3.4%	0.4%	0.0%	3.9%
March	0.9%	4.5%	3.0%	3.7%	5.6%	5.2%	3.3%	0.5%	0.0%	3.8%
February	0.9%	5.2%	2.8%	4.6%	6.0%	5.9%	3.6%	0.7%	0.0%	4.3%
January	0.8%	4.8%	3.1%	4.8%	5.3%	5.4%	3.6%	0.6%	0.0%	4.2%
RCSI HG: 2018	1.0%	4.5%	2.9%	4.7%	6.0%	6.0%	3.7%	0.5%	0.0%	4.1%



RCSI Hospitals Group Absence Rate - by Hospital	Beaumont	Cavan General	Connolly	Louth County	Monaghan	Our Lady of Lourdes	Rotunda	n.a.	Total absence	Certified absence	Self-certified absence	COVID-19 absence
RCSI HG: 2020 overall	5.1%	6.3%	4.3%	5.9%	5.2%	7.0%	4.3%		5.4%	3.6%	0.5%	1.3%
Medical & Dental	1.7%	4.2%	1.5%	0.0%	0.0%	2.4%	0.9%		2.0%	0.8%	0.2%	1.0%
Nursing & Midwifery	5.2%	7.8%	4.7%	8.1%	5.4%	7.8%	5.0%		6.0%	4.2%	0.6%	1.2%
Health & Social Care Professionals	4.3%	6.3%	3.3%	3.6%	5.6%	7.1%	1.5%		4.6%	2.7%	0.3%	1.6%
Management & Administrative	5.6%	4.4%	4.5%	4.7%	2.8%	6.5%	5.5%		5.4%	3.8%	0.5%	1.1%
General Support	6.8%	6.0%	6.0%	7.5%	5.3%	10.7%	5.4%		7.1%	5.1%	0.6%	1.4%
Patient & Client Care	8.8%	6.7%	6.1%	3.1%	6.7%	9.6%	5.8%		7.6%	5.0%	0.7%	1.9%
Total March:	7.9%	8.0%	6.0%	7.4%	6.1%	9.4%	5.1%		7.6%	3.4%	0.4%	3.8%
Medical & Dental	3.0%	7.6%	2.3%	0.0%	0.0%	5.8%	2.1%		3.9%	3.0%	20.3%	76.7%
Nursing & Midwifery	7.3%	8.9%	6.0%	12.0%	7.5%	10.6%	4.7%		7.8%	3.7%	0.4%	3.7%
Health & Social Care Professionals	7.4%	9.5%	6.8%	3.5%	8.5%	9.3%	1.7%		7.3%	2.5%	0.2%	4.6%
Management & Administrative	8.4%	5.6%	5.9%	6.4%	0.0%	7.2%	7.3%		7.3%	3.8%	0.3%	3.2%
General Support	10.7%	5.8%	8.1%	6.0%	9.4%	14.9%	7.0%		9.9%	5.4%	0.5%	4.0%
Patient & Client Care	14.3%	8.6%	8.3%	5.0%	5.7%	9.6%	9.4%		10.7%	4.6%	0.7%	5.3%
Total February:	3.7%	4.9%	3.3%	3.9%	4.6%	5.4%	3.9%		4.1%	3.6%	0.5%	
Medical & Dental	1.2%	3.8%	0.9%	0.0%	0.0%	0.6%	0.1%		1.2%	14.9%	85.1%	
Nursing & Midwifery	4.0%	6.0%	3.8%	3.8%	5.0%	6.3%	6.2%		4.9%	4.3%	0.6%	
Health & Social Care Professionals	2.7%	3.4%	1.5%	2.6%	4.1%	6.3%	0.5%		3.1%	2.6%	0.4%	
Management & Administrative	4.1%	3.7%	3.1%	4.2%	2.3%	5.3%	3.5%		4.1%	3.5%	0.6%	
General Support	4.7%	5.2%	5.4%	7.0%	4.5%	8.9%	3.1%		5.4%	4.7%	0.7%	
Patient & Client Care	5.9%	5.5%	5.6%	1.1%	6.2%	6.8%	2.9%		5.5%	4.9%	0.6%	
Total January:	3.7%	6.0%	3.4%	6.3%	5.0%	6.0%	3.9%		4.4%	3.9%	0.6%	
Medical & Dental	0.9%	1.1%	1.1%	0.0%	0.0%	0.7%	0.3%		0.9%	22.4%	77.6%	
Nursing & Midwifery	4.2%	8.4%	4.2%	8.4%	3.9%	6.5%	3.9%		5.1%	4.5%	0.7%	
Health & Social Care Professionals	2.6%	5.9%	1.2%	4.6%	4.2%	5.9%	2.1%		3.3%	2.9%	0.4%	
Management & Administrative	4.1%	4.0%	4.4%	3.4%	6.0%	6.9%	5.5%		4.8%	4.2%	0.6%	
General Support	4.7%	7.0%	4.6%	9.3%	2.1%	8.4%	5.9%		5.8%	5.2%	0.6%	
Patient & Client Care	5.4%	6.0%	4.3%	3.3%	8.1%	12.2%	4.9%		6.3%	5.6%	0.7%	
RCSI HG: 2019 overall	3.4%	4.9%	3.6%	6.0%	5.6%	5.4%	3.5%		4.0%	3.5%	0.5%	
Medical & Dental	0.9%	2.6%	0.9%	0.0%	0.0%	0.9%	0.6%		1.0%	0.9%	0.2%	
Nursing & Midwifery	3.5%	6.5%	3.8%	7.4%	8.6%	6.3%	6.3%		4.8%	4.2%	0.7%	
Health & Social Care Professionals	2.4%	3.4%	2.4%	3.6%	3.7%	4.7%	0.6%		2.8%	2.4%	0.4%	
Management & Administrative	4.1%	5.3%	4.1%	3.7%	3.2%	4.8%	2.1%		4.1%	3.7%	0.4%	
General Support	5.1%	3.5%	6.1%	7.5%	0.5%	10.2%	2.1%		5.6%	5.0%	0.6%	
Patient & Client Care	4.7%	4.7%	4.8%	6.0%	6.6%	7.9%	2.3%		5.2%	4.5%	0.7%	
RCSI HG: 2018 overall	3.3%	4.9%	3.6%	6.9%	8.1%	5.7%	3.5%	5.9%	4.1%	3.7%	0.5%	
Medical & Dental	0.7%	2.4%	0.6%	0.2%	0.0%	1.2%	0.6%	0.0%	1.0%	0.8%	0.2%	
Nursing & Midwifery	3.3%	5.8%	3.6%	6.2%	10.7%	6.5%	5.3%	5.9%	4.5%	4.0%	0.6%	
Health & Social Care Professionals	2.5%	3.2%	2.3%	6.3%	0.7%	4.8%	1.5%	1.8%	2.9%	2.6%	0.3%	
Management & Administrative	4.8%	5.0%	4.6%	5.1%	7.8%	5.0%	3.0%	3.4%	4.7%	4.3%	0.4%	
General Support	4.5%	6.0%	6.6%	9.5%	6.6%	10.8%	3.3%	3.4%	6.0%	5.4%	0.6%	
Patient & Client Care	5.0%	5.6%	4.3%	8.8%	11.2%	9.7%	2.3%	11.7%	6.0%	5.4%	0.6%	