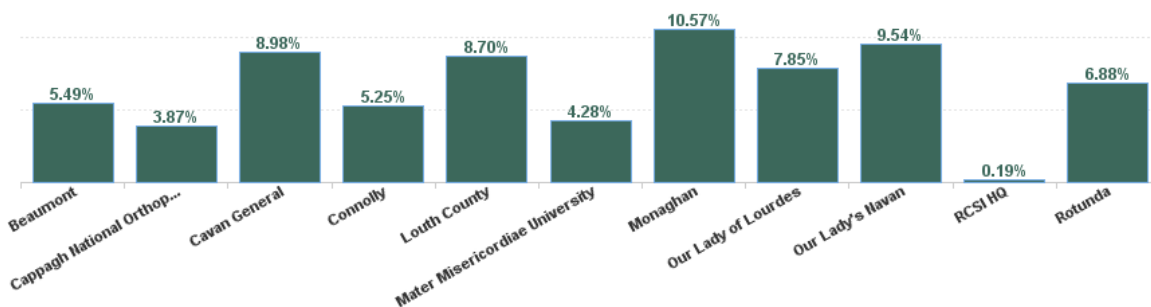


## December 2024

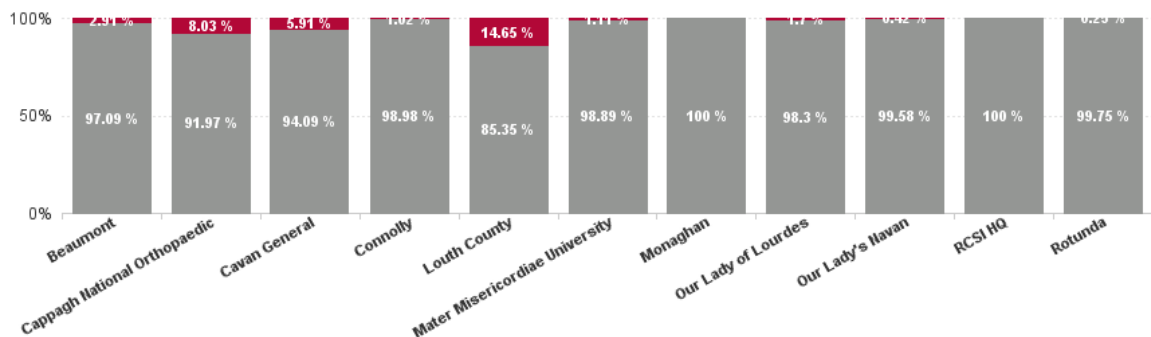
| Health Service Absence Rate -<br>by Staff Category: Dec 2024 | Certified<br>absence | Self-certified<br>absence | Non Covid-19<br>absence | Covid-19<br>absence | Total<br>absence rate | % Non<br>Covid-19<br>absence | % Covid-19<br>absence |
|--|----------------------|---------------------------|-------------------------|---------------------|-----------------------|------------------------------|-----------------------|
| <b>RCSI Hospitals Group</b>                                  | <b>4.97%</b>         | <b>0.82%</b>              | <b>5.79%</b>            | <b>0.15%</b>        | <b>5.94%</b>          | <b>97.48%</b>                | <b>2.52%</b>          |
| Medical & Dental   | 1.17%                | 0.31%                     | 1.47%                   | 0.00%               | 1.48%                 | 99.75%                       | 0.25%                 |
| Nursing & Midwifery  | 5.28%                | 1.10%                     | 6.39%                   | 0.12%               | 6.51%                 | 98.11%                       | 1.89%                 |
| Health & Social Care Professionals                           | 3.40%                | 0.61%                     | 4.01%                   | 0.10%               | 4.11%                 | 97.45%                       | 2.55%                 |
| Management & Administrative                                  | 5.48%                | 0.56%                     | 6.05%                   | 0.16%               | 6.21%                 | 97.45%                       | 2.55%                 |
| General Support  | 8.09%                | 1.00%                     | 9.09%                   | 0.31%               | 9.40%                 | 96.68%                       | 3.32%                 |
| Patient & Client Care  | 8.32%                | 1.02%                     | 9.34%                   | 0.40%               | 9.74%                 | 95.94%                       | 4.06%                 |

| Health Service Absence Rate -<br>by Care Group: Dec 2024 | Certified<br>absence | Self-certified<br>absence | Non Covid-19<br>absence | Covid-19<br>absence | Total<br>absence rate | % Non<br>Covid-19<br>absence | % Covid-19<br>absence |
|--|----------------------|---------------------------|-------------------------|---------------------|-----------------------|------------------------------|-----------------------|
| <b>RCSI Hospitals Group</b>                              | <b>4.97%</b>         | <b>0.82%</b>              | <b>5.79%</b>            | <b>0.15%</b>        | <b>5.94%</b>          | <b>97.48%</b>                | <b>2.52%</b>          |
| Beaumont   | 4.69%                | 0.64%                     | 5.33%                   | 0.16%               | 5.49%                 | 97.09%                       | 2.91%                 |
| Cappagh National Orthopaedic                             | 3.18%                | 0.38%                     | 3.56%                   | 0.31%               | 3.87%                 | 91.97%                       | 8.03%                 |
| Cavan General  | 7.42%                | 1.03%                     | 8.45%                   | 0.53%               | 8.98%                 | 94.09%                       | 5.91%                 |
| Connolly   | 4.30%                | 0.89%                     | 5.19%                   | 0.05%               | 5.25%                 | 98.98%                       | 1.02%                 |
| Louth County   | 6.44%                | 0.99%                     | 7.43%                   | 1.27%               | 8.70%                 | 85.35%                       | 14.65%                |
| Mater Misericordiae University                           | 3.48%                | 0.76%                     | 4.24%                   | 0.05%               | 4.28%                 | 98.89%                       | 1.11%                 |
| Monaghan   | 8.97%                | 1.59%                     | 10.57%                  | 0.00%               | 10.57%                | 100.00%                      | 0.00%                 |
| Our Lady of Lourdes                                      | 6.79%                | 0.92%                     | 7.71%                   | 0.13%               | 7.85%                 | 98.30%                       | 1.70%                 |
| Our Lady's Navan   | 8.52%                | 0.98%                     | 9.50%                   | 0.04%               | 9.54%                 | 99.58%                       | 0.42%                 |
| RCSI HQ  | 0.19%                | 0.00%                     | 0.19%                   | 0.00%               | 0.19%                 | 100.00%                      | 0.00%                 |
| Rotunda  | 5.45%                | 1.42%                     | 6.87%                   | 0.02%               | 6.88%                 | 99.75%                       | 0.25%                 |

Total Absence Rate



% of Absence Non Covid-19 / Covid-19



## December 2024

| Health Service Absence Rate - by Hospital : Dec 2024 | Certified absence | Self-certified absence | Non Covid-19 absence | Covid-19 absence | Total absence rate | Medical & Dental | Nursing & Midwifery | Health & Social Care Professionals | Management & Administrative | General Support | Patient & Client Care |
|--|-------------------|------------------------|----------------------|------------------|--------------------|------------------|---------------------|------------------------------------|-----------------------------|-----------------|-----------------------|
| <b>RCSI Hospitals Group</b>                          | <b>4.97%</b>      | <b>0.82%</b>           | <b>5.79%</b>         | <b>0.15%</b>     | <b>5.94%</b>       | <b>1.48%</b>     | <b>6.51%</b>        | <b>4.11%</b>                       | <b>6.21%</b>                | <b>9.40%</b>    | <b>9.74%</b>          |
| Beaumont   | 4.69%             | 0.64%                  | 5.33%                | 0.16%            | 5.49%              | 1.35%            | 5.47%               | 3.88%                              | 4.97%                       | 10.73%          | 10.34%                |
| Cappagh National Orthopaedic                         | 3.18%             | 0.38%                  | 3.56%                | 0.31%            | 3.87%              | 0.09%            | 5.06%               | 4.78%                              | 2.11%                       | 1.62%           | 6.27%                 |
| Cavan General  | 7.42%             | 1.03%                  | 8.45%                | 0.53%            | 8.98%              | 5.27%            | 10.95%              | 5.38%                              | 5.01%                       | 6.84%           | 14.55%                |
| Connolly   | 4.30%             | 0.89%                  | 5.19%                | 0.05%            | 5.25%              | 0.51%            | 5.36%               | 5.36%                              | 8.78%                       | 5.38%           | 8.29%                 |
| Louth County   | 6.44%             | 0.99%                  | 7.43%                | 1.27%            | 8.70%              | 0.00%            | 7.63%               | 2.17%                              | 8.74%                       | 8.87%           | 15.17%                |
| Mater Misericordiae University                       | 3.48%             | 0.76%                  | 4.24%                | 0.05%            | 4.28%              | 0.74%            | 5.07%               | 2.55%                              | 5.42%                       | 7.59%           | 5.60%                 |
| Monaghan   | 8.97%             | 1.59%                  | 10.57%               | 0.00%            | 10.57%             |                  | 15.06%              | 3.45%                              | 12.62%                      | 1.53%           | 8.08%                 |
| Our Lady of Lourdes                                  | 6.79%             | 0.92%                  | 7.71%                | 0.13%            | 7.85%              | 0.65%            | 9.21%               | 5.46%                              | 10.69%                      | 12.74%          | 11.58%                |
| Our Lady's Navan                                     | 8.52%             | 0.98%                  | 9.50%                | 0.04%            | 9.54%              | 1.87%            | 9.32%               | 10.64%                             | 10.62%                      | 9.82%           | 13.44%                |
| RCSI HQ  | 0.19%             | 0.00%                  | 0.19%                | 0.00%            | 0.19%              | 0.00%            | 0.00%               | 0.00%                              | 0.23%                       |                 |                       |
| Rotunda  | 5.45%             | 1.42%                  | 6.87%                | 0.02%            | 6.88%              | 5.66%            | 6.05%               | 3.78%                              | 6.38%                       | 12.09%          | 9.89%                 |

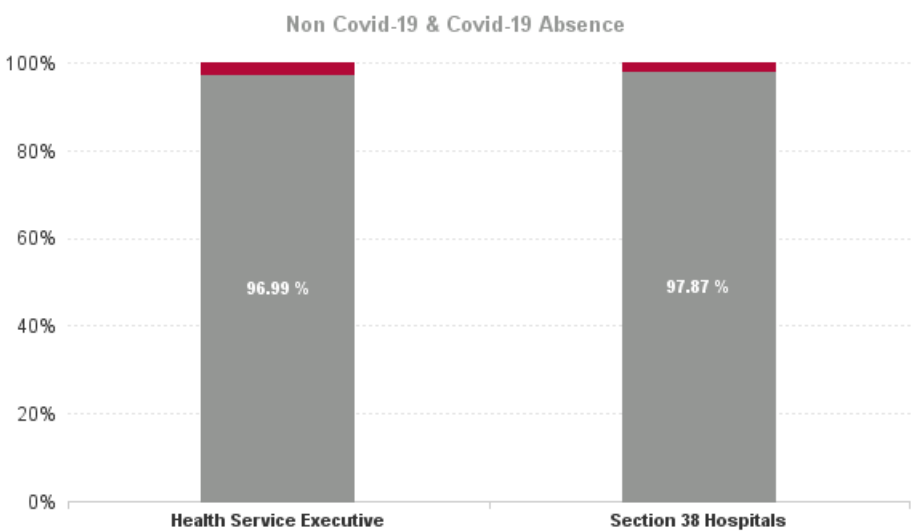
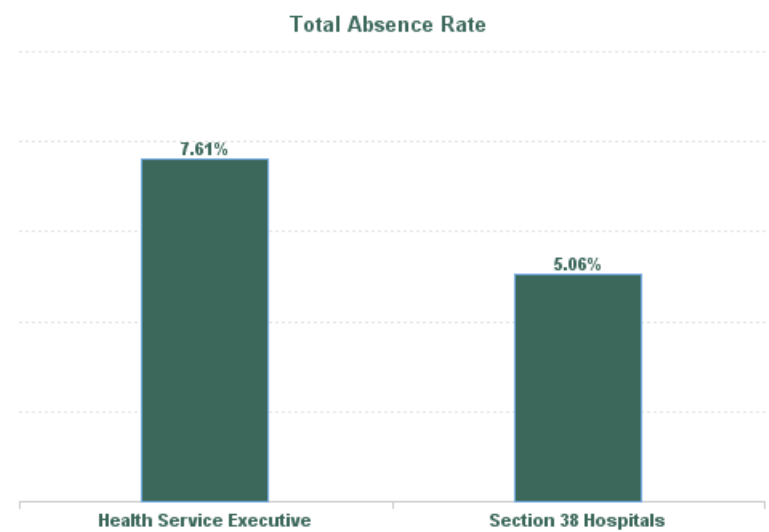
December 2024

| Health Service Absence Rate -<br>by Staff Category & Hospital:<br>Dec 2024 | Non<br>Covid-19<br>absence | Covid-19<br>absence | Total<br>absence<br>rate | Medical &<br>Dental | Nursing &<br>Midwifery | Health &<br>Social Care<br>Professional<br>s | Management<br>&<br>Administrati<br>ve | General<br>Support | Patient &<br>Client Care |
|--|----------------------------|---------------------|--------------------------|---------------------|------------------------|--|---------------------------------------|--------------------|--------------------------|
| RCSI Hospitals Group   | 5.79%                      | 0.15%               | 0.15%                    | 0.00%               | 0.12%                  | 0.10%  | 0.16%                                 | 0.31%              | 0.40%                    |
| Beaumont   | 5.33%                      | 0.16%               | 5.49%                    | 0.01%               | 0.08%                  | 0.20%  | 0.25%                                 | 0.54%              | 0.08%                    |
| Cappagh National Orthopaedic   | 3.56%                      | 0.31%               | 3.87%                    | 0.00%               | 0.53%                  | 0.00%  | 0.65%                                 | 0.00%              | 0.00%                    |
| Cavan General  | 8.45%                      | 0.53%               | 8.98%                    | 0.00%               | 0.34%                  | 0.31%  | 0.22%                                 | 1.15%              | 1.88%                    |
| Connolly   | 5.19%                      | 0.05%               | 5.25%                    | 0.00%               | 0.03%                  | 0.00%  | 0.23%                                 | 0.00%              | 0.14%                    |
| Louth County   | 7.43%                      | 1.27%               | 8.70%                    | 0.00%               | 1.67%                  | 0.00%  | 0.00%                                 | 0.74%              | 3.32%                    |
| Mater Misericordiae University   | 4.24%                      | 0.05%               | 4.28%                    | 0.00%               | 0.01%                  | 0.03%  | 0.05%                                 | 0.00%              | 0.41%                    |
| Monaghan   | 10.57%                     | 0.00%               | 10.57%                   |                     | 0.00%                  | 0.00%  | 0.00%                                 | 0.00%              | 0.00%                    |
| Our Lady of Lourdes  | 7.71%                      | 0.13%               | 7.85%                    | 0.00%               | 0.22%                  | 0.13%  | 0.00%                                 | 0.28%              | 0.09%                    |
| Our Lady's Navan   | 9.50%                      | 0.04%               | 9.54%                    | 0.00%               | 0.00%                  | 0.00%  | 0.31%                                 | 0.00%              | 0.00%                    |
| RCSI HQ  | 0.19%                      | 0.00%               | 0.19%                    | 0.00%               | 0.00%                  | 0.00%  | 0.00%                                 |                    |                          |
| Rotunda  | 6.87%                      | 0.02%               | 6.88%                    | 0.00%               | 0.03%                  | 0.00%  | 0.00%                                 | 0.04%              | 0.00%                    |



December 2024

| Health Service Absence Rate - by Admin : Dec 2024 | Certified absence | Self-certified absence | Non Covid-19 absence | Covid-19 absence | Total absence rate | Medical & Dental | Nursing & Midwifery | Health & Social Care Professionals | Management & Administrative | General Support | Patient & Client Care |
|---|-------------------|------------------------|----------------------|------------------|--------------------|------------------|---------------------|------------------------------------|-----------------------------|-----------------|-----------------------|
| RCSI Hospitals Group                              | 4.97%             | 0.82%                  | 5.79%                | 0.15%            | 5.94%              | 1.48%            | 6.51%               | 4.11%                              | 6.21%                       | 9.40%           | 9.74%                 |
| Cavan General                                     | 7.42%             | 1.03%                  | 8.45%                | 0.53%            | 8.98%              | 5.27%            | 10.95%              | 5.38%                              | 5.01%                       | 6.84%           | 14.55%                |
| Connolly  | 4.30%             | 0.89%                  | 5.19%                | 0.05%            | 5.25%              | 0.51%            | 5.36%               | 5.36%                              | 8.78%                       | 5.38%           | 8.29%                 |
| Louth County                                      | 6.44%             | 0.99%                  | 7.43%                | 1.27%            | 8.70%              | 0.00%            | 7.63%               | 2.17%                              | 8.74%                       | 8.87%           | 15.17%                |
| Monaghan  | 8.97%             | 1.59%                  | 10.57%               | 0.00%            | 10.57%             |                  | 15.06%              | 3.45%                              | 12.62%                      | 1.53%           | 8.08%                 |
| Our Lady of Lourdes                               | 6.79%             | 0.92%                  | 7.71%                | 0.13%            | 7.85%              | 0.65%            | 9.21%               | 5.46%                              | 10.69%                      | 12.74%          | 11.58%                |
| Our Lady's Navan                                  | 8.52%             | 0.98%                  | 9.50%                | 0.04%            | 9.54%              | 1.87%            | 9.32%               | 10.64%                             | 10.62%                      | 9.82%           | 13.44%                |
| RCSI HQ   | 0.19%             | 0.00%                  | 0.19%                | 0.00%            | 0.19%              | 0.00%            | 0.00%               | 0.00%                              | 0.23%                       |                 |                       |
| Health Service Executive                          | 6.43%             | 0.95%                  | 7.38%                | 0.23%            | 7.61%              | 1.55%            | 8.65%               | 5.78%                              | 8.57%                       | 8.89%           | 11.72%                |
| Beaumont  | 4.69%             | 0.64%                  | 5.33%                | 0.16%            | 5.49%              | 1.35%            | 5.47%               | 3.88%                              | 4.97%                       | 10.73%          | 10.34%                |
| Cappagh National Orthopaedic                      | 3.18%             | 0.38%                  | 3.56%                | 0.31%            | 3.87%              | 0.09%            | 5.06%               | 4.78%                              | 2.11%                       | 1.62%           | 6.27%                 |
| Mater Misericordiae University                    | 3.48%             | 0.76%                  | 4.24%                | 0.05%            | 4.28%              | 0.74%            | 5.07%               | 2.55%                              | 5.42%                       | 7.59%           | 5.60%                 |
| Rotunda   | 5.45%             | 1.42%                  | 6.87%                | 0.02%            | 6.88%              | 5.66%            | 6.05%               | 3.78%                              | 6.38%                       | 12.09%          | 9.89%                 |
| Section 38 Hospitals                              | 4.20%             | 0.75%                  | 4.95%                | 0.11%            | 5.06%              | 1.44%            | 5.35%               | 3.35%                              | 5.09%                       | 9.65%           | 8.12%                 |



| Health Service Absence Rate - by Staff Category: Dec 2024 | Certified absence | Self-certified absence | Non Covid-19 absence | Covid-19 absence | Total absence rate | % Non Covid-19 absence | % Covid-19 absence |
|---|-------------------|------------------------|----------------------|------------------|--------------------|------------------------|--------------------|
| <b>Beaumont</b>   | <b>4.69%</b>      | <b>0.64%</b>           | <b>5.33%</b>         | <b>0.16%</b>     | <b>5.49%</b>       | <b>97.09%</b>          | <b>2.91%</b>       |
| Medical & Dental  | 0.91%             | 0.43%                  | 1.34%                | 0.01%            | 1.35%              | 99.10%                 | 0.90%              |
| Nursing & Midwifery                                       | 4.62%             | 0.77%                  | 5.39%                | 0.08%            | 5.47%              | 98.49%                 | 1.51%              |
| Health & Social Care Professionals                        | 3.14%             | 0.53%                  | 3.67%                | 0.20%            | 3.88%              | 94.74%                 | 5.26%              |
| Management & Administrative                               | 4.33%             | 0.38%                  | 4.71%                | 0.25%            | 4.97%              | 94.89%                 | 5.11%              |
| General Support   | 9.33%             | 0.87%                  | 10.20%               | 0.54%            | 10.73%             | 94.99%                 | 5.01%              |
| Patient & Client Care                                     | 9.43%             | 0.83%                  | 10.26%               | 0.08%            | 10.34%             | 99.27%                 | 0.73%              |

| Health Service Absence Rate - by Staff Category: Dec 2024 | Certified absence | Self-certified absence | Non Covid-19 absence | Covid-19 absence | Total absence rate | % Non Covid-19 absence | % Covid-19 absence |
|---|-------------------|------------------------|----------------------|------------------|--------------------|------------------------|--------------------|
| <b>Cappagh National Orthopaedic</b>                       | <b>3.18%</b>      | <b>0.38%</b>           | <b>3.56%</b>         | <b>0.31%</b>     | <b>3.87%</b>       | <b>91.97%</b>          | <b>8.03%</b>       |
| Medical & Dental  | 0.09%             | 0.00%                  | 0.09%                | 0.00%            | 0.09%              | 100.00%                |                    |
| Nursing & Midwifery                                       | 4.07%             | 0.46%                  | 4.53%                | 0.53%            | 5.06%              | 89.57%                 | 10.43%             |
| Health & Social Care Professionals                        | 4.47%             | 0.31%                  | 4.78%                | 0.00%            | 4.78%              | 100.00%                |                    |
| Management & Administrative                               | 1.33%             | 0.13%                  | 1.46%                | 0.65%            | 2.11%              | 69.24%                 | 30.76%             |
| General Support   | 0.97%             | 0.65%                  | 1.62%                | 0.00%            | 1.62%              | 100.00%                |                    |
| Patient & Client Care                                     | 5.54%             | 0.73%                  | 6.27%                | 0.00%            | 6.27%              | 100.00%                |                    |

| Health Service Absence Rate - by Staff Category: Dec 2024 | Certified absence | Self-certified absence | Non Covid-19 absence | Covid-19 absence | Total absence rate | % Non Covid-19 absence | % Covid-19 absence |
|---|-------------------|------------------------|----------------------|------------------|--------------------|------------------------|--------------------|
| <b>Cavan General</b>                                      | <b>7.42%</b>      | <b>1.03%</b>           | <b>8.45%</b>         | <b>0.53%</b>     | <b>8.98%</b>       | <b>94.09%</b>          | <b>5.91%</b>       |
| Medical & Dental  | 4.63%             | 0.64%                  | 5.27%                | 0.00%            | 5.27%              | 100.00%                |                    |
| Nursing & Midwifery                                       | 9.23%             | 1.38%                  | 10.60%               | 0.34%            | 10.95%             | 96.88%                 | 3.12%              |
| Health & Social Care Professionals                        | 4.52%             | 0.54%                  | 5.06%                | 0.31%            | 5.38%              | 94.17%                 | 5.83%              |
| Management & Administrative                               | 4.05%             | 0.75%                  | 4.79%                | 0.22%            | 5.01%              | 95.71%                 | 4.29%              |
| General Support   | 5.36%             | 0.33%                  | 5.69%                | 1.15%            | 6.84%              | 83.22%                 | 16.78%             |
| Patient & Client Care                                     | 11.29%            | 1.38%                  | 12.68%               | 1.88%            | 14.55%             | 87.10%                 | 12.90%             |

| Health Service Absence Rate - by Staff Category: Dec 2024 | Certified absence | Self-certified absence | Non Covid-19 absence | Covid-19 absence | Total absence rate | % Non Covid-19 absence | % Covid-19 absence |
|---|-------------------|------------------------|----------------------|------------------|--------------------|------------------------|--------------------|
| <b>Connolly</b>   | <b>4.30%</b>      | <b>0.89%</b>           | <b>5.19%</b>         | <b>0.05%</b>     | <b>5.25%</b>       | <b>98.98%</b>          | <b>1.02%</b>       |
| Medical & Dental  | 0.49%             | 0.02%                  | 0.51%                | 0.00%            | 0.51%              | 100.00%                |                    |
| Nursing & Midwifery                                       | 3.99%             | 1.34%                  | 5.33%                | 0.03%            | 5.36%              | 99.48%                 | 0.52%              |
| Health & Social Care Professionals                        | 4.66%             | 0.70%                  | 5.36%                | 0.00%            | 5.36%              | 100.00%                |                    |
| Management & Administrative                               | 7.91%             | 0.64%                  | 8.55%                | 0.23%            | 8.78%              | 97.42%                 | 2.58%              |
| General Support   | 4.44%             | 0.94%                  | 5.38%                | 0.00%            | 5.38%              | 100.00%                |                    |
| Patient & Client Care                                     | 7.08%             | 1.07%                  | 8.14%                | 0.14%            | 8.29%              | 98.27%                 | 1.73%              |

| Health Service Absence Rate - by Staff Category: Dec 2024 | Certified absence | Self-certified absence | Non Covid-19 absence | Covid-19 absence | Total absence rate | % Non Covid-19 absence | % Covid-19 absence |
|---|-------------------|------------------------|----------------------|------------------|--------------------|------------------------|--------------------|
| <b>Louth County</b>                                       | <b>6.44%</b>      | <b>0.99%</b>           | <b>7.43%</b>         | <b>1.27%</b>     | <b>8.70%</b>       | <b>85.35%</b>          | <b>14.65%</b>      |
| Medical & Dental  | 0.00%             | 0.00%                  | 0.00%                | 0.00%            | 0.00%              |                        |                    |
| Nursing & Midwifery                                       | 5.58%             | 0.38%                  | 5.96%                | 1.67%            | 7.63%              | 78.15%                 | 21.85%             |
| Health & Social Care Professionals                        | 0.43%             | 1.74%                  | 2.17%                | 0.00%            | 2.17%              | 100.00%                |                    |
| Management & Administrative                               | 8.13%             | 0.60%                  | 8.74%                | 0.00%            | 8.74%              | 100.00%                |                    |
| General Support   | 7.10%             | 1.03%                  | 8.13%                | 0.74%            | 8.87%              | 91.62%                 | 8.38%              |
| Patient & Client Care                                     | 9.73%             | 2.13%                  | 11.85%               | 3.32%            | 15.17%             | 78.14%                 | 21.86%             |

| Health Service Absence Rate - by Staff Category: Dec 2024 | Certified absence | Self-certified absence | Non Covid-19 absence | Covid-19 absence | Total absence rate | % Non Covid-19 absence | % Covid-19 absence |
|---|-------------------|------------------------|----------------------|------------------|--------------------|------------------------|--------------------|
| <b>Mater Misericordiae University</b>                     | <b>3.48%</b>      | <b>0.76%</b>           | <b>4.24%</b>         | <b>0.05%</b>     | <b>4.28%</b>       | <b>98.89%</b>          | <b>1.11%</b>       |
| Medical & Dental  | 0.58%             | 0.16%                  | 0.74%                | 0.00%            | 0.74%              | 100.00%                |                    |
| Nursing & Midwifery                                       | 3.90%             | 1.16%                  | 5.06%                | 0.01%            | 5.07%              | 99.76%                 | 0.24%              |
| Health & Social Care Professionals                        | 1.93%             | 0.58%                  | 2.51%                | 0.03%            | 2.55%              | 98.68%                 | 1.32%              |
| Management & Administrative                               | 4.84%             | 0.52%                  | 5.37%                | 0.05%            | 5.42%              | 99.08%                 | 0.92%              |
| General Support   | 6.82%             | 0.77%                  | 7.59%                | 0.00%            | 7.59%              | 100.00%                |                    |
| Patient & Client Care                                     | 4.59%             | 0.60%                  | 5.20%                | 0.41%            | 5.60%              | 92.76%                 | 7.24%              |

| Health Service Absence Rate - by Staff Category: Dec 2024 | Certified absence | Self-certified absence | Non Covid-19 absence | Covid-19 absence | Total absence rate | % Non Covid-19 absence | % Covid-19 absence |
|---|-------------------|------------------------|----------------------|------------------|--------------------|------------------------|--------------------|
| <b>Monaghan</b>   | <b>8.97%</b>      | <b>1.59%</b>           | <b>10.57%</b>        | <b>0.00%</b>     | <b>10.57%</b>      | <b>100.00%</b>         |                    |
| Medical & Dental  |                   |                        |                      |                  |                    |                        |                    |
| Nursing & Midwifery                                       | 13.23%            | 1.83%                  | 15.06%               | 0.00%            | 15.06%             | 100.00%                |                    |
| Health & Social Care Professionals                        | 2.21%             | 1.24%                  | 3.45%                | 0.00%            | 3.45%              | 100.00%                |                    |
| Management & Administrative                               | 11.69%            | 0.93%                  | 12.62%               | 0.00%            | 12.62%             | 100.00%                |                    |
| General Support   | 1.53%             | 0.00%                  | 1.53%                | 0.00%            | 1.53%              | 100.00%                |                    |
| Patient & Client Care                                     | 6.23%             | 1.85%                  | 8.08%                | 0.00%            | 8.08%              | 100.00%                |                    |

| Health Service Absence Rate - by Staff Category: Dec 2024 | Certified absence | Self-certified absence | Non Covid-19 absence | Covid-19 absence | Total absence rate | % Non Covid-19 absence | % Covid-19 absence |
|---|-------------------|------------------------|----------------------|------------------|--------------------|------------------------|--------------------|
| <b>Our Lady of Lourdes</b>                                | <b>6.79%</b>      | <b>0.92%</b>           | <b>7.71%</b>         | <b>0.13%</b>     | <b>7.85%</b>       | <b>98.30%</b>          | <b>1.70%</b>       |
| Medical & Dental  | 0.65%             | 0.00%                  | 0.65%                | 0.00%            | 0.65%              | 100.00%                |                    |
| Nursing & Midwifery                                       | 7.70%             | 1.29%                  | 8.99%                | 0.22%            | 9.21%              | 97.61%                 | 2.39%              |
| Health & Social Care Professionals                        | 4.59%             | 0.74%                  | 5.33%                | 0.13%            | 5.46%              | 97.65%                 | 2.35%              |
| Management & Administrative                               | 9.70%             | 0.99%                  | 10.69%               | 0.00%            | 10.69%             | 100.00%                |                    |
| General Support   | 11.30%            | 1.16%                  | 12.45%               | 0.28%            | 12.74%             | 97.77%                 | 2.23%              |
| Patient & Client Care                                     | 10.28%            | 1.21%                  | 11.49%               | 0.09%            | 11.58%             | 99.20%                 | 0.80%              |



| Health Service Absence Rate - by Staff Category: Dec 2024 | Certified absence | Self-certified absence | Non Covid-19 absence | Covid-19 absence | Total absence rate | % Non Covid-19 absence | % Covid-19 absence |
|---|-------------------|------------------------|----------------------|------------------|--------------------|------------------------|--------------------|
| <b>Our Lady's Navan</b>                                   | <b>8.52%</b>      | <b>0.98%</b>           | <b>9.50%</b>         | <b>0.04%</b>     | <b>9.54%</b>       | <b>99.58%</b>          | <b>0.42%</b>       |
| Medical & Dental  | 0.94%             | 0.94%                  | 1.87%                | 0.00%            | 1.87%              | 100.00%                |                    |
| Nursing & Midwifery                                       | 8.12%             | 1.20%                  | 9.32%                | 0.00%            | 9.32%              | 100.00%                |                    |
| Health & Social Care Professionals                        | 10.33%            | 0.32%                  | 10.64%               | 0.00%            | 10.64%             | 100.00%                |                    |
| Management & Administrative                               | 9.66%             | 0.65%                  | 10.31%               | 0.31%            | 10.62%             | 97.05%                 | 2.95%              |
| General Support   | 8.69%             | 1.13%                  | 9.82%                | 0.00%            | 9.82%              | 100.00%                |                    |
| Patient & Client Care                                     | 12.28%            | 1.16%                  | 13.44%               | 0.00%            | 13.44%             | 100.00%                |                    |

| Health Service Absence Rate - by Staff Category: Dec 2024 | Certified absence | Self-certified absence | Non Covid-19 absence | Covid-19 absence | Total absence rate | % Non Covid-19 absence | % Covid-19 absence |
|---|-------------------|------------------------|----------------------|------------------|--------------------|------------------------|--------------------|
| <b>RCSI HQ</b>  | <b>0.19%</b>      | <b>0.00%</b>           | <b>0.19%</b>         | <b>0.00%</b>     | <b>0.19%</b>       | <b>100.00%</b>         |                    |
| Medical & Dental  | 0.00%             | 0.00%                  | 0.00%                | 0.00%            | 0.00%              |                        |                    |
| Nursing & Midwifery                                       | 0.00%             | 0.00%                  | 0.00%                | 0.00%            | 0.00%              |                        |                    |
| Health & Social Care Professionals                        | 0.00%             | 0.00%                  | 0.00%                | 0.00%            | 0.00%              |                        |                    |
| Management & Administrative                               | 0.23%             | 0.00%                  | 0.23%                | 0.00%            | 0.23%              | 100.00%                |                    |
| General Support   |                   |                        |                      |                  |                    |                        |                    |
| Patient & Client Care                                     |                   |                        |                      |                  |                    |                        |                    |

| Health Service Absence Rate - by Staff Category: Dec 2024 | Certified absence | Self-certified absence | Non Covid-19 absence | Covid-19 absence | Total absence rate | % Non Covid-19 absence | % Covid-19 absence |
|---|-------------------|------------------------|----------------------|------------------|--------------------|------------------------|--------------------|
| Rotunda   | 5.45%             | 1.42%                  | 6.87%                | 0.02%            | 6.88%              | 99.75%                 | 0.25%              |
| Medical & Dental  | 4.63%             | 1.03%                  | 5.66%                | 0.00%            | 5.66%              | 100.00%                |                    |
| Nursing & Midwifery                                       | 4.55%             | 1.47%                  | 6.02%                | 0.03%            | 6.05%              | 99.53%                 | 0.47%              |
| Health & Social Care Professionals                        | 2.85%             | 0.93%                  | 3.78%                | 0.00%            | 3.78%              | 100.00%                |                    |
| Management & Administrative                               | 5.46%             | 0.92%                  | 6.38%                | 0.00%            | 6.38%              | 100.00%                |                    |
| General Support   | 9.73%             | 2.31%                  | 12.05%               | 0.04%            | 12.09%             | 99.69%                 | 0.31%              |
| Patient & Client Care                                     | 8.01%             | 1.88%                  | 9.89%                | 0.00%            | 9.89%              | 100.00%                |                    |

| Year / Month | Certified absence | Self-certified absence | Non Covid-19 absence | Covid-19 absence | Total absence rate | Medical & Dental | Nursing & Midwifery | Health & Social Care Professionals | Management & Administrative | General Support | Patient & Client Care |
|--------------|-------------------|------------------------|----------------------|------------------|--------------------|------------------|---------------------|------------------------------------|-----------------------------|-----------------|-----------------------|
| Dec 2024     | 4.97%             | 0.82%                  | 5.79%                | 0.15%            | 5.94%              | 1.48%            | 6.51%               | 4.11%                              | 6.21%                       | 9.40%           | 9.74%                 |
| Nov 2024     | 4.38%             | 0.64%                  | 5.02%                | 0.16%            | 5.18%              | 1.30%            | 5.57%               | 3.78%                              | 5.85%                       | 7.97%           | 8.05%                 |
| Oct 2024     | 3.97%             | 0.63%                  | 4.60%                | 0.25%            | 4.84%              | 1.62%            | 5.03%               | 3.70%                              | 5.01%                       | 7.92%           | 7.78%                 |
| Sep 2024     | 4.11%             | 0.62%                  | 4.73%                | 0.36%            | 5.09%              | 0.87%            | 5.59%               | 4.24%                              | 4.99%                       | 8.65%           | 7.82%                 |
| Aug 2024     | 4.13%             | 0.50%                  | 4.63%                | 0.44%            | 5.07%              | 1.23%            | 5.34%               | 3.80%                              | 5.87%                       | 7.81%           | 8.09%                 |
| Jul 2024     | 4.10%             | 0.56%                  | 4.66%                | 0.75%            | 5.42%              | 0.89%            | 5.54%               | 4.29%                              | 6.03%                       | 8.66%           | 9.80%                 |
| Jun 2024     | 4.48%             | 0.61%                  | 5.09%                | 0.64%            | 5.73%              | 1.66%            | 6.07%               | 4.23%                              | 5.88%                       | 8.39%           | 8.98%                 |
| May 2024     | 3.90%             | 0.55%                  | 4.45%                | 0.28%            | 4.73%              | 1.30%            | 5.35%               | 3.94%                              | 4.85%                       | 6.78%           | 6.01%                 |
| Apr 2024     | 3.97%             | 0.58%                  | 4.55%                | 0.16%            | 4.71%              | 1.38%            | 5.17%               | 3.82%                              | 4.91%                       | 6.39%           | 7.31%                 |
| Mar 2024     | 3.97%             | 0.63%                  | 4.60%                | 0.15%            | 4.75%              | 1.55%            | 5.28%               | 3.13%                              | 4.71%                       | 6.98%           | 6.91%                 |
| Feb 2024     | 3.97%             | 0.61%                  | 4.58%                | 0.22%            | 4.80%              | 1.14%            | 5.69%               | 3.64%                              | 4.62%                       | 6.26%           | 7.52%                 |
| Jan 2024     | 4.57%             | 0.75%                  | 5.32%                | 0.42%            | 5.74%              | 0.99%            | 6.60%               | 4.79%                              | 5.78%                       | 7.92%           | 9.11%                 |
| 2024         | 4.21%             | 0.62%                  | 4.83%                | 0.33%            | 5.16%              | 1.28%            | 5.64%               | 3.96%                              | 5.39%                       | 7.75%           | 8.02%                 |
| Dec 2023     | 3.83%             | 0.72%                  | 4.55%                | 0.68%            | 5.23%              | 1.11%            | 6.18%               | 4.08%                              | 4.81%                       | 6.99%           | 8.35%                 |
| Nov 2023     | 3.91%             | 0.63%                  | 4.54%                | 0.35%            | 4.89%              | 1.24%            | 5.57%               | 3.39%                              | 4.59%                       | 6.97%           | 8.32%                 |
| Oct 2023     | 4.15%             | 0.63%                  | 4.78%                | 0.44%            | 5.22%              | 1.22%            | 6.06%               | 3.08%                              | 5.45%                       | 8.46%           | 7.62%                 |
| Sep 2023     | 3.92%             | 0.62%                  | 4.55%                | 0.54%            | 5.09%              | 0.99%            | 5.62%               | 3.57%                              | 5.31%                       | 7.40%           | 8.82%                 |
| Aug 2023     | 3.88%             | 0.57%                  | 4.45%                | 0.51%            | 4.96%              | 0.89%            | 5.68%               | 3.32%                              | 4.89%                       | 6.43%           | 9.33%                 |
| Jul 2023     | 3.79%             | 0.56%                  | 4.35%                | 0.30%            | 4.65%              | 0.72%            | 5.09%               | 3.12%                              | 4.71%                       | 7.14%           | 8.25%                 |
| Jun 2023     | 3.89%             | 0.51%                  | 4.40%                | 0.26%            | 4.66%              | 1.16%            | 5.29%               | 2.73%                              | 5.32%                       | 5.93%           | 7.33%                 |
| May 2023     | 3.79%             | 0.56%                  | 4.35%                | 0.34%            | 4.69%              | 1.04%            | 5.25%               | 3.20%                              | 4.99%                       | 6.78%           | 7.42%                 |
| Apr 2023     | 3.96%             | 0.60%                  | 4.57%                | 0.44%            | 5.00%              | 0.85%            | 5.86%               | 2.88%                              | 5.55%                       | 6.97%           | 7.70%                 |
| Mar 2023     | 4.12%             | 0.65%                  | 4.77%                | 0.51%            | 5.28%              | 1.32%            | 5.92%               | 3.21%                              | 6.48%                       | 8.13%           | 7.54%                 |
| Feb 2023     | 4.11%             | 0.62%                  | 4.72%                | 0.36%            | 5.08%              | 0.91%            | 5.88%               | 3.39%                              | 5.78%                       | 7.43%           | 7.55%                 |
| Jan 2023     | 4.54%             | 0.63%                  | 5.17%                | 0.57%            | 5.74%              | 0.94%            | 6.53%               | 4.12%                              | 6.34%                       | 8.31%           | 8.77%                 |
| 2023         | 3.99%             | 0.61%                  | 4.60%                | 0.44%            | 5.05%              | 1.04%            | 5.75%               | 3.36%                              | 5.33%                       | 7.25%           | 8.10%                 |
| Dec 2022     | 4.87%             | 0.98%                  | 5.85%                | 1.15%            | 7.00%              | 1.40%            | 8.43%               | 4.87%                              | 7.13%                       | 9.57%           | 10.03%                |
| Nov 2022     | 4.46%             | 0.68%                  | 5.15%                | 0.56%            | 5.70%              | 1.47%            | 6.35%               | 4.00%                              | 6.29%                       | 8.62%           | 8.13%                 |
| Oct 2022     | 4.64%             | 0.73%                  | 5.37%                | 0.75%            | 6.12%              | 1.50%            | 6.58%               | 4.26%                              | 6.87%                       | 9.39%           | 8.87%                 |
| Sep 2022     | 4.41%             | 0.62%                  | 5.03%                | 0.58%            | 5.62%              | 1.22%            | 6.48%               | 3.63%                              | 5.37%                       | 8.77%           | 8.75%                 |
| Aug 2022     | 4.25%             | 0.54%                  | 4.79%                | 0.66%            | 5.46%              | 0.97%            | 6.30%               | 3.77%                              | 5.11%                       | 8.62%           | 8.29%                 |
| Jul 2022     | 4.29%             | 0.69%                  | 4.98%                | 1.93%            | 6.91%              | 1.33%            | 7.77%               | 4.47%                              | 7.50%                       | 10.90%          | 9.89%                 |
| Jun 2022     | 4.14%             | 0.60%                  | 4.74%                | 1.83%            | 6.56%              | 1.55%            | 7.59%               | 4.14%                              | 7.71%                       | 9.62%           | 8.63%                 |
| May 2022     | 4.00%             | 0.59%                  | 4.59%                | 0.97%            | 5.55%              | 1.43%            | 6.58%               | 3.55%                              | 5.54%                       | 7.89%           | 8.11%                 |
| Apr 2022     | 3.87%             | 0.53%                  | 4.40%                | 2.03%            | 6.43%              | 2.15%            | 7.72%               | 4.62%                              | 6.06%                       | 8.51%           | 8.79%                 |
| Mar 2022     | 3.76%             | 0.46%                  | 4.22%                | 4.35%            | 8.57%              | 2.65%            | 10.17%              | 7.13%                              | 8.45%                       | 10.67%          | 11.44%                |
| Feb 2022     | 3.85%             | 0.38%                  | 4.23%                | 3.95%            | 8.19%              | 2.76%            | 9.66%               | 7.00%                              | 7.82%                       | 10.40%          | 10.66%                |
| Jan 2022     | 3.80%             | 0.37%                  | 4.17%                | 5.97%            | 10.14%             | 2.56%            | 11.85%              | 7.79%                              | 10.71%                      | 13.67%          | 13.85%                |
| 2022         | 4.19%             | 0.60%                  | 4.78%                | 2.07%            | 6.85%              | 1.74%            | 7.97%               | 4.95%                              | 7.03%                       | 9.70%           | 9.59%                 |
| Dec 2021     | 3.90%             | 0.50%                  | 4.39%                | 3.26%            | 7.66%              | 2.30%            | 9.06%               | 6.15%                              | 7.67%                       | 10.23%          | 10.17%                |
| Nov 2021     | 4.06%             | 0.61%                  | 4.67%                | 2.66%            | 7.33%              | 2.17%            | 8.30%               | 6.28%                              | 8.34%                       | 10.27%          | 8.64%                 |
| Oct 2021     | 4.29%             | 0.55%                  | 4.84%                | 1.48%            | 6.32%              | 1.41%            | 7.29%               | 4.68%                              | 6.67%                       | 9.56%           | 8.77%                 |
| Sep 2021     | 4.16%             | 0.46%                  | 4.62%                | 1.13%            | 5.75%              | 1.35%            | 6.72%               | 4.09%                              | 6.41%                       | 8.31%           | 7.60%                 |
| Aug 2021     | 4.00%             | 0.40%                  | 4.40%                | 1.17%            | 5.57%              | 1.32%            | 6.46%               | 4.08%                              | 5.40%                       | 8.53%           | 8.01%                 |
| Jul 2021     | 3.66%             | 0.37%                  | 4.03%                | 0.77%            | 4.81%              | 1.04%            | 5.72%               | 2.77%                              | 5.01%                       | 7.86%           | 6.00%                 |
| Jun 2021     | 3.46%             | 0.45%                  | 3.90%                | 0.60%            | 4.50%              | 1.03%            | 5.29%               | 2.70%                              | 4.47%                       | 7.04%           | 6.65%                 |
| May 2021     | 3.23%             | 0.36%                  | 3.59%                | 0.73%            | 4.31%              | 1.21%            | 5.26%               | 2.36%                              | 4.28%                       | 6.31%           | 5.99%                 |

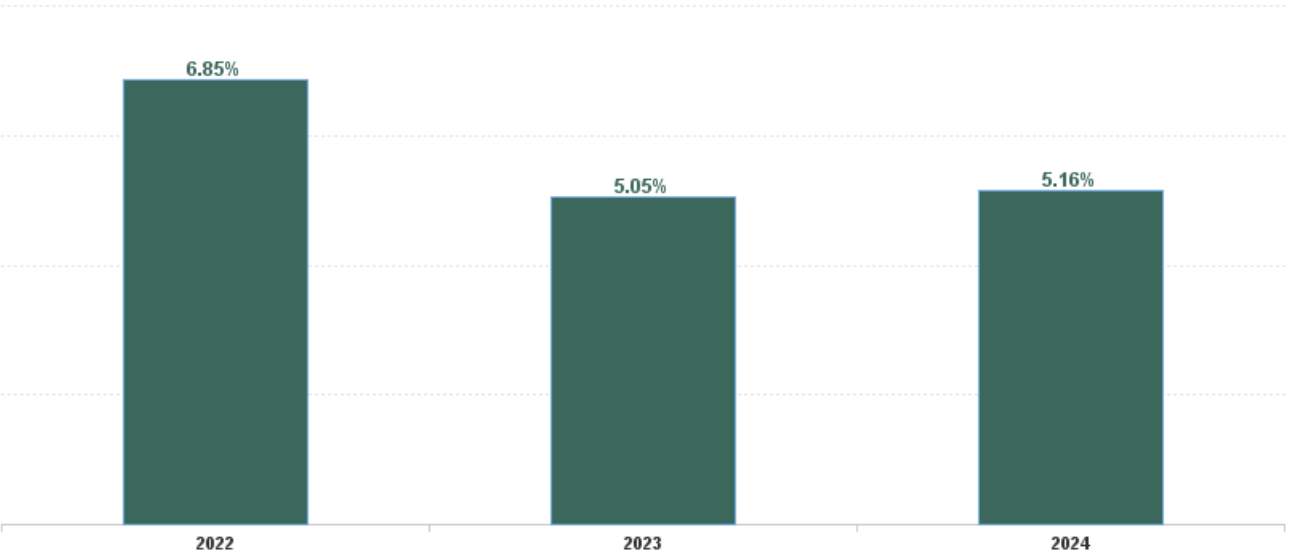
|          |       |       |       |       |        |
|----------|-------|-------|-------|-------|--------|
| Apr 2021 | 3.00% | 0.31% | 3.32% | 0.88% | 4.19%  |
| Mar 2021 | 3.20% | 0.31% | 3.51% | 1.32% | 4.83%  |
| Feb 2021 | 3.42% | 0.46% | 3.88% | 2.65% | 6.54%  |
| Jan 2021 | 3.51% | 0.29% | 3.80% | 6.74% | 10.54% |
| 2021     | 3.66% | 0.42% | 4.08% | 1.93% | 6.02%  |

|       |        |       |       |        |        |
|-------|--------|-------|-------|--------|--------|
| 1.10% | 5.33%  | 2.40% | 3.61% | 6.13%  | 5.90%  |
| 1.06% | 6.10%  | 3.25% | 3.78% | 7.02%  | 7.09%  |
| 1.61% | 8.32%  | 3.94% | 5.21% | 8.70%  | 10.29% |
| 4.16% | 12.77% | 6.17% | 9.23% | 14.09% | 15.49% |
| 1.64% | 7.21%  | 4.09% | 5.85% | 8.66%  | 8.32%  |

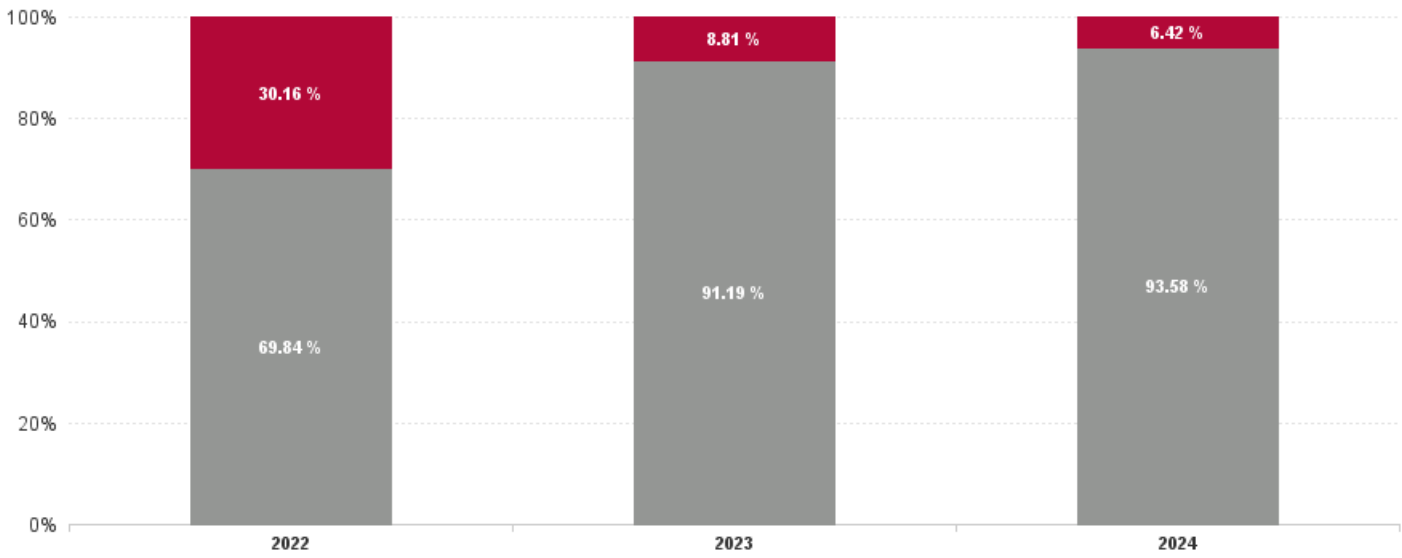
| Year / Month | Certified absence | Self-certified absence | Non Covid-19 absence | Covid-19 absence | Total absence rate | Beaumont | Cappagh National Orthopaedic | Cavan General | Connolly | Louth County | Mater Misericordiae University | Monaghan | Our Lady of Lourdes | Our Lady's Navan | RCSI HQ | Rotunda | RCSI Hospitals Group |
|--------------|-------------------|------------------------|----------------------|------------------|--------------------|----------|------------------------------|---------------|----------|--------------|--------------------------------|----------|---------------------|------------------|---------|---------|----------------------|
| Dec 2024     | 4.97%             | 0.82%                  | 5.79%                | 0.15%            | 5.94%              | 5.49%    | 3.87%                        | 8.98%         | 5.25%    | 8.70%        | 4.28%                          | 10.57%   | 7.85%               | 9.54%            | 0.19%   | 6.88%   | 5.94%                |
| Nov 2024     | 4.38%             | 0.64%                  | 5.02%                | 0.16%            | 5.18%              | 5.16%    | 4.51%                        | 7.75%         | 4.89%    | 7.14%        | 3.78%                          | 7.03%    | 6.34%               | 7.14%            | 0.00%   | 4.57%   | 5.18%                |
| Oct 2024     | 3.97%             | 0.63%                  | 4.60%                | 0.25%            | 4.84%              | 4.31%    | 4.24%                        | 7.93%         | 4.53%    | 7.38%        | 3.90%                          | 5.15%    | 6.15%               | 5.84%            | 0.54%   | 4.58%   | 4.84%                |
| Sep 2024     | 4.11%             | 0.62%                  | 4.73%                | 0.36%            | 5.09%              | 4.83%    | 5.64%                        | 7.53%         | 4.78%    | 7.15%        | 3.91%                          | 4.89%    | 6.34%               | 6.26%            | 1.72%   | 4.53%   | 5.09%                |
| Aug 2024     | 4.13%             | 0.50%                  | 4.63%                | 0.44%            | 5.07%              | 4.71%    | 4.74%                        | 7.88%         | 3.97%    | 10.43%       | 3.49%                          | 7.32%    | 6.27%               | 8.11%            | 1.49%   | 5.54%   | 5.07%                |
| Jul 2024     | 4.10%             | 0.56%                  | 4.66%                | 0.75%            | 5.42%              | 5.10%    | 4.68%                        | 7.93%         | 4.96%    | 10.65%       | 4.29%                          | 6.56%    | 6.28%               | 7.08%            | 0.49%   | 5.12%   | 5.42%                |
| Jun 2024     | 4.48%             | 0.61%                  | 5.09%                | 0.64%            | 5.73%              | 5.48%    | 5.75%                        | 8.33%         | 5.34%    | 9.38%        | 4.54%                          | 7.88%    | 6.79%               | 6.61%            | 0.37%   | 5.16%   | 5.73%                |
| May 2024     | 3.90%             | 0.55%                  | 4.45%                | 0.28%            | 4.73%              | 4.41%    | 4.33%                        | 7.43%         | 4.67%    | 7.99%        | 3.60%                          | 6.37%    | 5.79%               | 6.13%            | 0.74%   | 4.26%   | 4.73%                |
| Apr 2024     | 3.97%             | 0.58%                  | 4.55%                | 0.16%            | 4.71%              | 4.20%    | 4.57%                        | 7.34%         | 4.22%    | 8.54%        | 3.94%                          | 6.20%    | 5.35%               | 5.31%            | 0.32%   | 4.87%   | 4.71%                |
| Mar 2024     | 3.97%             | 0.63%                  | 4.60%                | 0.15%            | 4.75%              | 4.32%    | 3.95%                        | 6.82%         | 4.60%    | 8.54%        | 3.64%                          | 7.78%    | 5.54%               | 7.04%            |         | 5.17%   | 4.75%                |
| Feb 2024     | 3.97%             | 0.61%                  | 4.58%                | 0.22%            | 4.80%              | 4.05%    | 4.63%                        | 7.15%         | 5.44%    | 8.38%        | 3.67%                          | 7.03%    | 5.86%               | 6.82%            |         | 4.56%   | 4.80%                |
| Jan 2024     | 4.57%             | 0.75%                  | 5.32%                | 0.42%            | 5.74%              | 5.03%    | 5.60%                        | 8.51%         | 6.16%    | 8.88%        | 4.52%                          | 10.87%   | 6.82%               | 7.35%            |         | 4.88%   | 5.74%                |
| 2024         | 4.21%             | 0.62%                  | 4.83%                | 0.33%            | 5.16%              | 4.76%    | 4.71%                        | 7.79%         | 4.91%    | 8.61%        | 3.95%                          | 7.26%    | 6.27%               | 6.92%            | 0.67%   | 5.00%   | 5.16%                |
| Dec 2023     | 3.83%             | 0.72%                  | 4.55%                | 0.68%            | 5.23%              | 4.19%    | 4.49%                        | 7.87%         | 5.90%    | 10.33%       | 3.60%                          | 7.68%    | 7.51%               | 9.18%            |         | 5.35%   | 5.23%                |
| Nov 2023     | 3.91%             | 0.63%                  | 4.54%                | 0.35%            | 4.89%              | 4.09%    | 3.56%                        | 6.57%         | 6.18%    | 9.09%        | 3.65%                          | 8.54%    | 6.29%               | 6.02%            |         | 4.62%   | 4.89%                |
| Oct 2023     | 4.15%             | 0.63%                  | 4.78%                | 0.44%            | 5.22%              | 4.33%    | 3.93%                        | 7.62%         | 6.01%    | 8.14%        | 4.13%                          | 6.26%    | 6.44%               | 7.62%            |         | 5.06%   | 5.22%                |
| Sep 2023     | 3.92%             | 0.62%                  | 4.55%                | 0.54%            | 5.09%              | 4.47%    | 3.41%                        | 8.06%         | 6.11%    | 8.58%        | 3.78%                          | 5.57%    | 5.71%               | 6.84%            |         | 5.48%   | 5.09%                |
| Aug 2023     | 3.88%             | 0.57%                  | 4.45%                | 0.51%            | 4.96%              | 3.73%    | 3.10%                        | 8.20%         | 6.52%    | 10.32%       | 3.93%                          | 6.17%    | 5.75%               | 7.26%            |         | 4.39%   | 4.96%                |
| Jul 2023     | 3.79%             | 0.56%                  | 4.35%                | 0.30%            | 4.65%              | 3.81%    | 3.50%                        | 5.65%         | 5.41%    | 8.28%        | 4.14%                          | 7.46%    | 5.19%               | 6.13%            |         | 4.75%   | 4.65%                |
| Jun 2023     | 3.89%             | 0.51%                  | 4.40%                | 0.26%            | 4.66%              | 3.34%    | 3.82%                        | 6.25%         | 5.10%    | 6.03%        |                                | 9.24%    | 5.57%               | 5.67%            |         | 4.72%   | 4.66%                |
| May 2023     | 3.79%             | 0.56%                  | 4.35%                | 0.34%            | 4.69%              | 3.80%    | 4.73%                        | 6.39%         | 4.62%    | 7.35%        | 4.19%                          | 6.56%    | 5.66%               | 5.61%            |         | 4.71%   | 4.69%                |
| Apr 2023     | 3.96%             | 0.60%                  | 4.57%                | 0.44%            | 5.00%              | 3.73%    | 5.05%                        | 7.30%         | 4.70%    | 8.30%        | 4.79%                          | 3.44%    | 6.20%               | 6.36%            |         | 5.59%   | 5.00%                |
| Mar 2023     | 4.12%             | 0.65%                  | 4.77%                | 0.51%            | 5.28%              | 4.75%    | 5.10%                        | 7.73%         | 5.49%    | 8.40%        | 4.61%                          | 6.01%    | 5.58%               | 5.65%            |         | 4.96%   | 5.28%                |
| Feb 2023     | 4.11%             | 0.62%                  | 4.72%                | 0.36%            | 5.08%              | 4.45%    | 3.71%                        | 6.90%         | 5.33%    | 8.13%        | 4.83%                          | 7.48%    | 5.47%               | 5.18%            |         | 4.74%   | 5.08%                |
| Jan 2023     | 4.54%             | 0.63%                  | 5.17%                | 0.57%            | 5.74%              | 4.67%    | 4.59%                        | 8.29%         | 6.45%    | 9.34%        | 5.34%                          | 7.01%    | 6.34%               | 6.96%            |         | 4.85%   | 5.74%                |
| 2023         | 3.99%             | 0.61%                  | 4.60%                | 0.44%            | 5.05%              | 4.11%    | 4.05%                        | 7.23%         | 5.65%    | 8.52%        | 4.23%                          | 6.82%    | 5.96%               | 6.53%            |         | 4.92%   | 5.05%                |
| Dec 2022     | 4.87%             | 0.98%                  | 5.85%                | 1.15%            | 7.00%              | 5.85%    | 5.02%                        | 10.18%        | 7.25%    | 12.78%       | 6.09%                          | 6.75%    | 9.35%               | 9.00%            |         | 4.96%   | 7.00%                |
| Nov 2022     | 4.46%             | 0.68%                  | 5.15%                | 0.56%            | 5.70%              | 5.11%    | 4.97%                        | 7.73%         | 6.00%    | 7.30%        | 5.14%                          | 6.33%    | 6.50%               | 6.78%            |         | 4.46%   | 5.70%                |
| Oct 2022     | 4.64%             | 0.73%                  | 5.37%                | 0.75%            | 6.12%              | 5.34%    | 4.77%                        | 7.44%         | 6.35%    | 9.08%        |                                | 8.40%    | 6.73%               | 6.88%            |         | 5.29%   | 6.12%                |
| Sep 2022     | 4.41%             | 0.62%                  | 5.03%                | 0.58%            | 5.62%              | 5.13%    | 5.66%                        | 7.58%         | 5.80%    | 9.76%        | 4.75%                          | 5.67%    | 6.03%               | 7.13%            |         | 4.81%   | 5.62%                |
| Aug 2022     | 4.25%             | 0.54%                  | 4.79%                | 0.66%            | 5.46%              | 4.76%    | 5.19%                        | 7.94%         | 5.87%    | 9.26%        | 4.35%                          | 5.24%    | 6.54%               | 6.77%            |         | 4.66%   | 5.46%                |
| Jul 2022     | 4.29%             | 0.69%                  | 4.98%                | 1.93%            | 6.91%              | 5.82%    | 7.04%                        | 9.25%         | 6.37%    | 13.02%       | 4.95%                          | 9.17%    | 7.86%               | 8.60%            |         | 11.46%  | 6.91%                |
| Jun 2022     | 4.14%             | 0.60%                  | 4.74%                | 1.83%            | 6.56%              | 5.66%    | 4.90%                        | 7.77%         | 6.54%    | 10.08%       | 5.15%                          | 7.53%    | 8.58%               | 8.22%            |         | 9.22%   | 6.56%                |
| May 2022     | 4.00%             | 0.59%                  | 4.59%                | 0.97%            | 5.55%              | 4.89%    | 4.99%                        | 7.44%         | 5.89%    | 9.97%        | 4.17%                          | 5.94%    | 7.34%               | 6.31%            |         | 5.44%   | 5.55%                |
| Apr 2022     | 3.87%             | 0.53%                  | 4.40%                | 2.03%            | 6.43%              | 6.22%    | 6.26%                        | 8.84%         | 6.32%    | 10.60%       | 5.08%                          | 5.93%    | 8.02%               | 8.65%            |         | 3.56%   | 6.43%                |
| Mar 2022     | 3.76%             | 0.46%                  | 4.22%                | 4.35%            | 8.57%              | 9.30%    | 9.15%                        | 12.56%        | 6.17%    | 14.11%       | 6.21%                          | 8.81%    | 10.31%              | 9.63%            |         | 7.77%   | 8.57%                |
| Feb 2022     | 3.85%             | 0.38%                  | 4.23%                | 3.95%            | 8.19%              | 8.76%    | 5.76%                        | 10.15%        | 6.40%    | 14.71%       | 6.44%                          | 6.45%    | 9.98%               | 7.18%            |         | 8.66%   | 8.19%                |
| Jan 2022     | 3.80%             | 0.37%                  | 4.17%                | 5.97%            | 10.14%             | 11.31%   | 7.47%                        | 13.91%        | 8.74%    | 16.44%       | 7.00%                          | 9.39%    | 11.32%              | 10.30%           |         | 11.54%  | 10.14%               |
| 2022         | 4.19%             | 0.60%                  | 4.78%                | 2.07%            | 6.85%              | 6.50%    | 5.93%                        | 9.18%         | 6.46%    | 11.38%       | 5.38%                          | 7.10%    | 8.18%               | 7.92%            |         | 6.74%   | 6.85%                |
| Dec 2021     | 3.90%             | 0.50%                  | 4.39%                | 3.26%            | 7.66%              | 8.32%    | 5.49%                        | 9.62%         | 6.74%    | 12.56%       | 5.37%                          | 4.62%    | 10.17%              | 9.17%            |         | 6.41%   | 7.66%                |
| Nov 2021     | 4.06%             | 0.61%                  | 4.67%                | 2.66%            | 7.33%              | 8.27%    | 4.79%                        | 8.61%         | 5.67%    | 12.96%       | 5.90%                          | 2.93%    | 8.89%               | 8.28%            |         | 5.93%   | 7.33%                |
| Oct 2021     | 4.29%             | 0.55%                  | 4.84%                | 1.48%            | 6.32%              | 6.82%    | 3.64%                        | 7.27%         | 5.69%    | 12.84%       | 4.69%                          | 4.98%    | 7.96%               | 6.64%            |         | 6.42%   | 6.32%                |
| Sep 2021     | 4.16%             | 0.46%                  | 4.62%                | 1.13%            | 5.75%              | 5.82%    | 5.62%                        | 7.29%         | 5.01%    | 11.01%       | 4.26%                          | 3.62%    | 7.10%               | 5.62%            |         | 5.87%   | 5.75%                |
| Aug 2021     | 4.00%             | 0.40%                  | 4.40%                | 1.17%            | 5.57%              | 6.17%    | 4.18%                        | 6.40%         | 4.73%    | 10.34%       | 4.14%                          | 4.66%    | 7.04%               | 4.89%            |         | 5.13%   | 5.57%                |
| Jul 2021     | 3.66%             | 0.37%                  | 4.03%                | 0.77%            | 4.81%              | 4.76%    | 3.92%                        | 5.19%         | 4.13%    | 8.62%        | 4.15%                          | 3.80%    | 5.79%               | 5.34%            |         | 4.93%   | 4.81%                |
| Jun 2021     | 3.46%             | 0.45%                  | 3.90%                | 0.60%            | 4.50%              | 4.28%    | 4.21%                        | 6.13%         | 3.60%    | 8.98%        | 3.77%                          | 1.72%    | 5.73%               | 4.62%            |         | 4.08%   | 4.50%                |
| May 2021     | 3.23%             | 0.36%                  | 3.59%                | 0.73%            | 4.31%              | 5.00%    | 3.74%                        | 5.35%         | 3.16%    | 7.42%        | 3.69%                          | 3.26%    | 4.37%               | 4.15%            |         | 3.75%   | 4.31%                |
| Apr 2021     | 3.00%             | 0.31%                  | 3.32%                | 0.88%            | 4.19%              | 4.24%    | 4.53%                        | 5.32%         | 2.65%    | 10.12%       | 3.48%                          | 3.09%    | 5.41%               | 3.90%            |         | 3.75%   | 4.19%                |

|          |       |       |       |       |        |        |       |       |       |        |       |        |        |       |  |       |        |
|----------|-------|-------|-------|-------|--------|--------|-------|-------|-------|--------|-------|--------|--------|-------|--|-------|--------|
| Mar 2021 | 3.20% | 0.31% | 3.51% | 1.32% | 4.83%  | 5.40%  | 6.53% | 6.45% | 3.80% | 10.42% | 3.64% | 5.18%  | 4.93%  | 4.55% |  | 4.02% | 4.83%  |
| Feb 2021 | 3.42% | 0.46% | 3.88% | 2.65% | 6.54%  | 6.30%  | 7.32% | 7.85% | 6.46% | 15.81% | 5.02% | 12.69% | 8.26%  | 5.87% |  | 4.40% | 6.54%  |
| Jan 2021 | 3.51% | 0.29% | 3.80% | 6.74% | 10.54% | 11.03% | 8.91% | 9.25% | 8.82% | 31.76% | 7.97% | 31.03% | 14.37% | 7.68% |  | 8.06% | 10.54% |
| 2021     | 3.66% | 0.42% | 4.08% | 1.93% | 6.02%  | 6.36%  | 5.20% | 7.07% | 5.05% | 12.64% | 4.66% | 6.26%  | 7.44%  | 5.89% |  | 5.23% | 6.02%  |

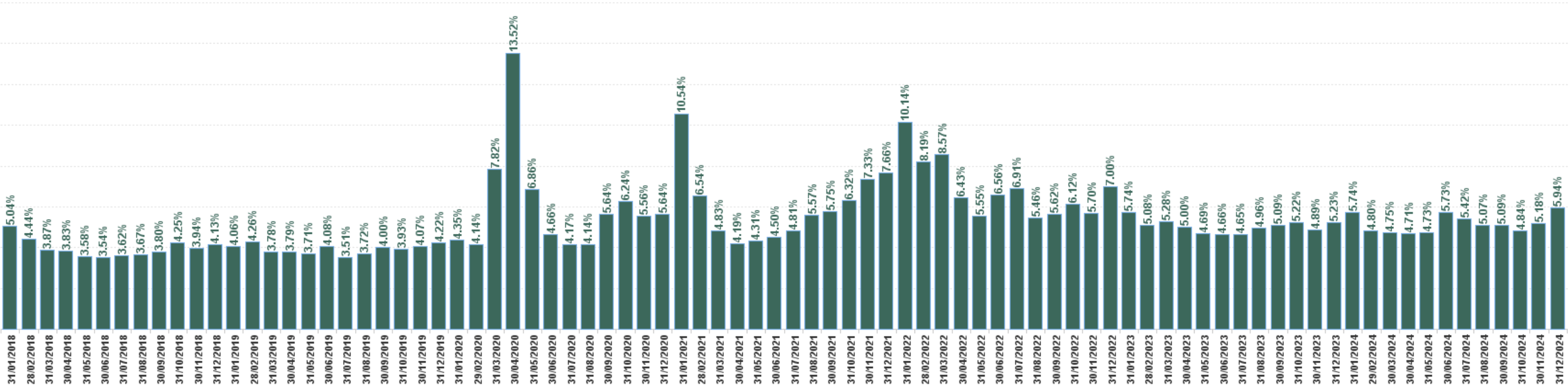
Total Absence Rate



% of Absence Non Covid-19 / Covid-19



Total Absence Rate



| Year / Month | Certified absence | Self-certified absence | Non Covid-19 absence | Covid-19 absence | Total absence rate | Health Service Executive | Section 38 Hospitals | RCSI Hospitals Group |
|--------------|-------------------|------------------------|----------------------|------------------|--------------------|--------------------------|----------------------|----------------------|
| Dec 2024     | 4.97%             | 0.82%                  | 5.79%                | 0.15%            | 5.94%              | 7.61%                    | 5.06%                | 5.94%                |
| Nov 2024     | 4.38%             | 0.64%                  | 5.02%                | 0.16%            | 5.18%              | 6.33%                    | 4.50%                | 5.18%                |
| Oct 2024     | 3.97%             | 0.63%                  | 4.60%                | 0.25%            | 4.84%              | 6.04%                    | 4.17%                | 4.84%                |
| Sep 2024     | 4.11%             | 0.62%                  | 4.73%                | 0.36%            | 5.09%              | 6.13%                    | 4.48%                | 5.09%                |
| Aug 2024     | 4.13%             | 0.50%                  | 4.63%                | 0.44%            | 5.07%              | 6.40%                    | 4.31%                | 5.07%                |
| Jul 2024     | 4.10%             | 0.56%                  | 4.66%                | 0.75%            | 5.42%              | 6.54%                    | 4.76%                | 5.42%                |
| Jun 2024     | 4.48%             | 0.61%                  | 5.09%                | 0.64%            | 5.73%              | 6.80%                    | 5.09%                | 5.73%                |
| May 2024     | 3.90%             | 0.55%                  | 4.45%                | 0.28%            | 4.73%              | 5.96%                    | 4.04%                | 4.73%                |
| Apr 2024     | 3.97%             | 0.58%                  | 4.55%                | 0.16%            | 4.71%              | 5.60%                    | 4.19%                | 4.71%                |
| Mar 2024     | 3.97%             | 0.63%                  | 4.60%                | 0.15%            | 4.75%              | 5.92%                    | 4.10%                | 4.75%                |
| Feb 2024     | 3.97%             | 0.61%                  | 4.58%                | 0.22%            | 4.80%              | 6.28%                    | 3.97%                | 4.80%                |
| Jan 2024     | 4.57%             | 0.75%                  | 5.32%                | 0.42%            | 5.74%              | 7.25%                    | 4.84%                | 5.74%                |
| 2024         | 4.21%             | 0.62%                  | 4.83%                | 0.33%            | 5.16%              | 6.40%                    | 4.45%                | 5.16%                |
| Dec 2023     | 3.83%             | 0.72%                  | 4.55%                | 0.68%            | 5.23%              | 7.49%                    | 4.07%                | 5.23%                |
| Nov 2023     | 3.91%             | 0.63%                  | 4.54%                | 0.35%            | 4.89%              | 6.49%                    | 3.94%                | 4.89%                |
| Oct 2023     | 4.15%             | 0.63%                  | 4.78%                | 0.44%            | 5.22%              | 6.77%                    | 4.30%                | 5.22%                |
| Sep 2023     | 3.92%             | 0.62%                  | 4.55%                | 0.54%            | 5.09%              | 6.56%                    | 4.23%                | 5.09%                |
| Aug 2023     | 3.88%             | 0.57%                  | 4.45%                | 0.51%            | 4.96%              | 6.86%                    | 3.84%                | 4.96%                |
| Jul 2023     | 3.79%             | 0.56%                  | 4.35%                | 0.30%            | 4.65%              | 5.65%                    | 4.03%                | 4.65%                |
| Jun 2023     | 3.89%             | 0.51%                  | 4.40%                | 0.26%            | 4.66%              | 5.71%                    | 3.62%                | 4.66%                |
| May 2023     | 3.79%             | 0.56%                  | 4.35%                | 0.34%            | 4.69%              | 5.63%                    | 4.10%                | 4.69%                |
| Apr 2023     | 3.96%             | 0.60%                  | 4.57%                | 0.44%            | 5.00%              | 6.07%                    | 4.38%                | 5.00%                |
| Mar 2023     | 4.12%             | 0.65%                  | 4.77%                | 0.51%            | 5.28%              | 6.17%                    | 4.73%                | 5.28%                |
| Feb 2023     | 4.11%             | 0.62%                  | 4.72%                | 0.36%            | 5.08%              | 5.89%                    | 4.58%                | 5.08%                |
| Jan 2023     | 4.54%             | 0.63%                  | 5.17%                | 0.57%            | 5.74%              | 7.00%                    | 4.93%                | 5.74%                |
| 2023         | 3.99%             | 0.61%                  | 4.60%                | 0.44%            | 5.05%              | 6.35%                    | 4.24%                | 5.05%                |
| Dec 2022     | 4.87%             | 0.98%                  | 5.85%                | 1.15%            | 7.00%              | 9.00%                    | 5.80%                | 7.00%                |
| Nov 2022     | 4.46%             | 0.68%                  | 5.15%                | 0.56%            | 5.70%              | 6.69%                    | 5.05%                | 5.70%                |
| Oct 2022     | 4.64%             | 0.73%                  | 5.37%                | 0.75%            | 6.12%              | 6.95%                    | 5.28%                | 6.12%                |
| Sep 2022     | 4.41%             | 0.62%                  | 5.03%                | 0.58%            | 5.62%              | 6.61%                    | 4.98%                | 5.62%                |



|          |       |       |       |       |        |        |       |        |
|----------|-------|-------|-------|-------|--------|--------|-------|--------|
| Aug 2022 | 4.25% | 0.54% | 4.79% | 0.66% | 5.46%  | 6.79%  | 4.61% | 5.46%  |
| Jul 2022 | 4.29% | 0.69% | 4.98% | 1.93% | 6.91%  | 8.16%  | 6.13% | 6.91%  |
| Jun 2022 | 4.14% | 0.60% | 4.74% | 1.83% | 6.56%  | 7.88%  | 5.73% | 6.56%  |
| May 2022 | 4.00% | 0.59% | 4.59% | 0.97% | 5.55%  | 6.96%  | 4.67% | 5.55%  |
| Apr 2022 | 3.87% | 0.53% | 4.40% | 2.03% | 6.43%  | 7.83%  | 5.52% | 6.43%  |
| Mar 2022 | 3.76% | 0.46% | 4.22% | 4.35% | 8.57%  | 9.55%  | 7.94% | 8.57%  |
| Feb 2022 | 3.85% | 0.38% | 4.23% | 3.95% | 8.19%  | 8.94%  | 7.69% | 8.19%  |
| Jan 2022 | 3.80% | 0.37% | 4.17% | 5.97% | 10.14% | 11.24% | 9.46% | 10.14% |
| 2022     | 4.19% | 0.60% | 4.78% | 2.07% | 6.85%  | 8.03%  | 6.08% | 6.85%  |
| Dec 2021 | 3.90% | 0.50% | 4.39% | 3.26% | 7.66%  | 8.97%  | 6.86% | 7.66%  |
| Nov 2021 | 4.06% | 0.61% | 4.67% | 2.66% | 7.33%  | 7.98%  | 6.92% | 7.33%  |
| Oct 2021 | 4.29% | 0.55% | 4.84% | 1.48% | 6.32%  | 7.23%  | 5.77% | 6.32%  |
| Sep 2021 | 4.16% | 0.46% | 4.62% | 1.13% | 5.75%  | 6.58%  | 5.21% | 5.75%  |
| Aug 2021 | 4.00% | 0.40% | 4.40% | 1.17% | 5.57%  | 6.17%  | 5.19% | 5.57%  |
| Jul 2021 | 3.66% | 0.37% | 4.03% | 0.77% | 4.81%  | 5.27%  | 4.51% | 4.81%  |
| Jun 2021 | 3.46% | 0.45% | 3.90% | 0.60% | 4.50%  | 5.22%  | 4.06% | 4.50%  |
| May 2021 | 3.23% | 0.36% | 3.59% | 0.73% | 4.31%  | 4.32%  | 4.31% | 4.31%  |
| Apr 2021 | 3.00% | 0.31% | 3.32% | 0.88% | 4.19%  | 4.65%  | 3.91% | 4.19%  |

Total Absence Rate

