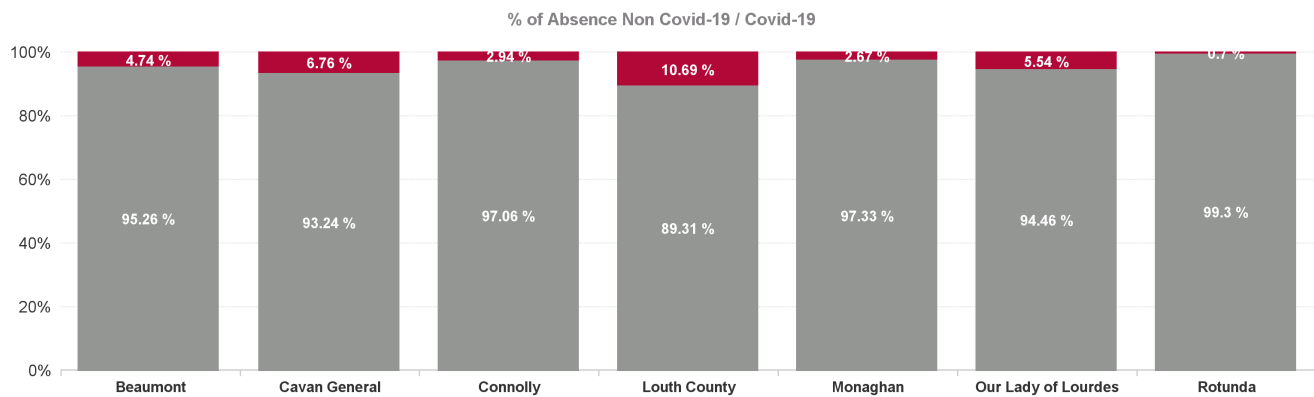
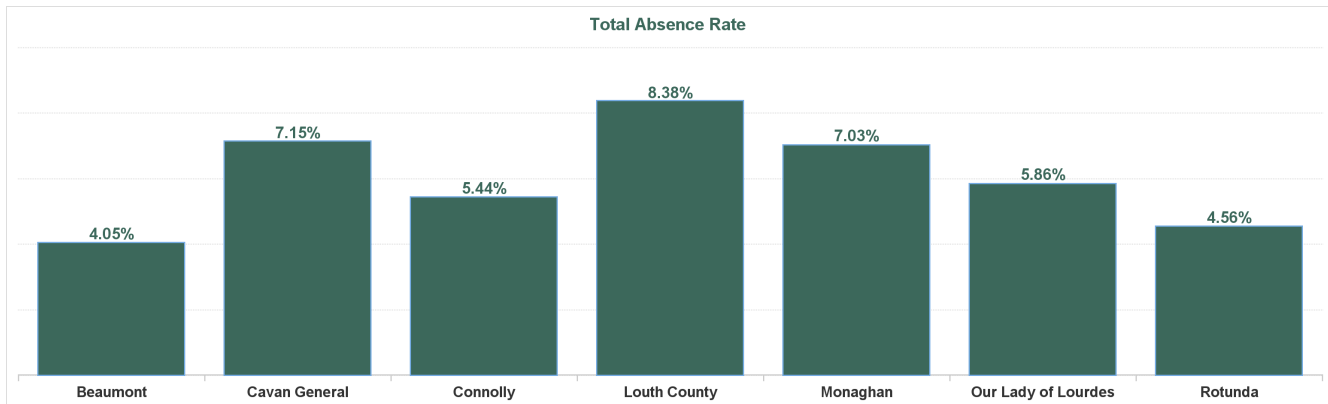


February 2024

Health Service Absence Rate - by Staff Category: Feb 2024	Certified absence	Self-certified absence	Non Covid-19 absence	Covid-19 absence	Total absence rate	% Non Covid-19 absence	% Covid-19 absence
RCSI Hospitals Group	4.26%	0.66%	4.92%	0.25%	5.17%	95.17%	4.83%
Medical & Dental	0.78%	0.34%	1.12%	0.00%	1.12%	100.00%	0.00%
Nursing & Midwifery	5.29%	0.79%	6.08%	0.27%	6.35%	95.76%	4.24%
Health & Social Care Professionals	2.93%	0.47%	3.40%	0.18%	3.57%	95.10%	4.90%
Management & Administrative	4.13%	0.55%	4.69%	0.28%	4.97%	94.34%	5.66%
General Support	5.39%	0.80%	6.19%	0.28%	6.47%	95.70%	4.30%
Patient & Client Care	6.17%	0.84%	7.01%	0.59%	7.60%	92.27%	7.73%

Health Service Absence Rate - by Care Group: Feb 2024	Certified absence	Self-certified absence	Non Covid-19 absence	Covid-19 absence	Total absence rate	% Non Covid-19 absence	% Covid-19 absence
RCSI Hospitals Group	4.26%	0.66%	4.92%	0.25%	5.17%	95.17%	4.83%
Beaumont	3.26%	0.60%	3.86%	0.19%	4.05%	95.26%	4.74%
Cavan General	5.96%	0.71%	6.67%	0.48%	7.15%	93.24%	6.76%
Connolly	4.74%	0.54%	5.28%	0.16%	5.44%	97.06%	2.94%
Louth County	6.60%	0.88%	7.48%	0.90%	8.38%	89.31%	10.69%
Monaghan	6.11%	0.74%	6.84%	0.19%	7.03%	97.33%	2.67%
Our Lady of Lourdes	4.80%	0.73%	5.53%	0.32%	5.86%	94.46%	5.54%
Rotunda	3.72%	0.81%	4.53%	0.03%	4.56%	99.30%	0.70%

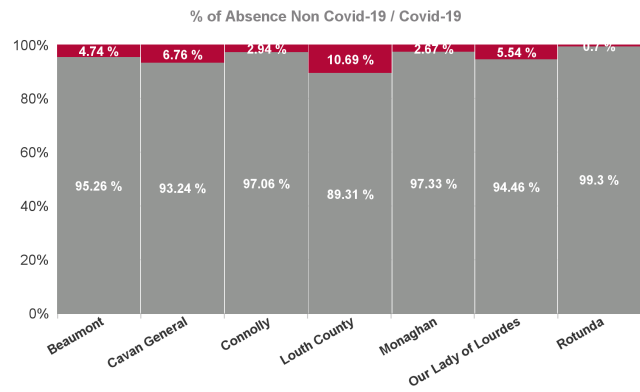
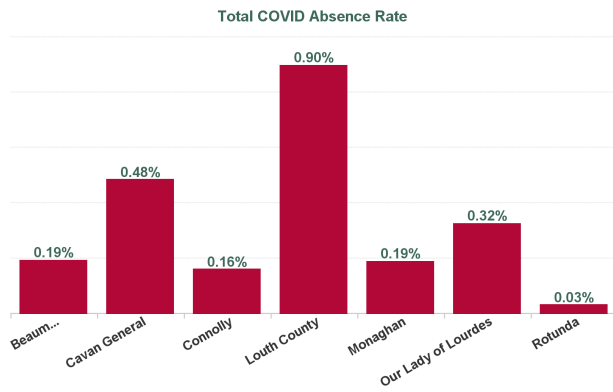


February 2024

Health Service Absence Rate - by Hospital : Feb 2024	Certified absence	Self- certified absence	Non Covid-19 absence	Covid-19 absence	Total absence rate	Medical & Dental	Nursing & Midwifery	Health & Social Care Professionals	Management & Administrative	General Support	Patient & Client Care
RCSI Hospitals Group	4.26%	0.66%	4.92%	0.25%	5.17%	1.12%	6.35%	3.57%	4.97%	6.47%	7.60%
Beaumont	3.26%	0.60%	3.86%	0.19%	4.05%	1.66%	4.12%	3.00%	4.14%	6.51%	6.02%
Cavan General	5.96%	0.71%	6.67%	0.48%	7.15%	2.18%	9.96%	3.38%	5.72%	4.81%	9.36%
Connolly	4.74%	0.54%	5.28%	0.16%	5.44%	0.60%	7.64%	3.40%	5.88%	6.47%	6.39%
Louth County	6.60%	0.88%	7.48%	0.90%	8.38%	0.00%	10.24%	6.31%	7.84%	3.77%	12.20%
Monaghan	6.11%	0.74%	6.84%	0.19%	7.03%	0.00%	8.51%	1.90%	6.65%	2.90%	8.45%
Our Lady of Lourdes	4.80%	0.73%	5.53%	0.32%	5.86%	0.32%	7.60%	5.61%	5.87%	6.97%	9.47%
Rotunda	3.72%	0.81%	4.53%	0.03%	4.56%	0.60%	5.32%	2.33%	3.65%	7.89%	6.46%

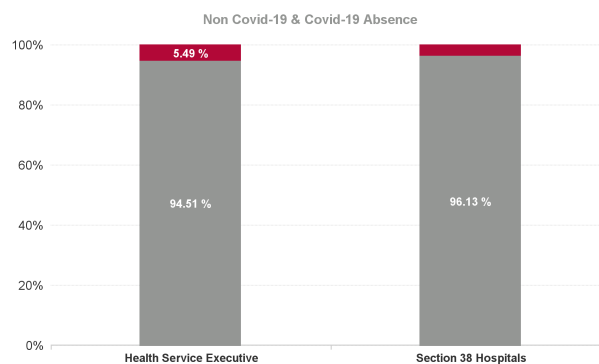
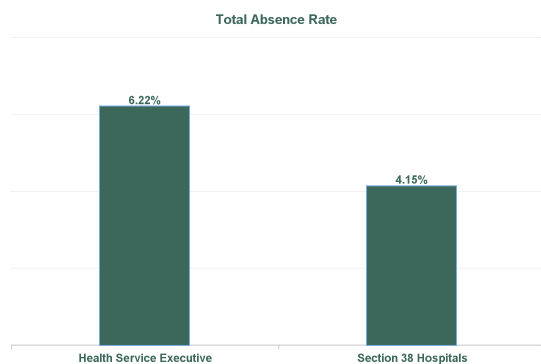
February 2024

Health Service Absence Rate - by Staff Category & Hospital: Feb 2024	Non Covid-19 absence	Covid-19 absence	Total absence rate	Medical & Dental	Nursing & Midwifery	Health & Social Care Professionals	Management & Administrative	General Support	Patient & Client Care
RCSI Hospitals Group	4.92%	0.25%	0.25%	0.00%	0.27%	0.18%	0.28%	0.28%	0.59%
Beaumont	3.86%	0.19%	4.05%	0.00%	0.16%	0.23%	0.30%	0.34%	0.23%
Cavan General	6.67%	0.48%	7.15%	0.00%	0.48%	0.00%	0.26%	0.89%	1.38%
Connolly	5.28%	0.16%	5.44%	0.00%	0.13%	0.05%	0.53%	0.10%	0.27%
Louth County	7.48%	0.90%	8.38%	0.00%	1.48%	0.00%	0.00%	0.00%	2.36%
Monaghan	6.84%	0.19%	7.03%	0.00%	0.24%	0.00%	0.71%	0.00%	0.00%
Our Lady of Lourdes	5.53%	0.32%	5.86%	0.00%	0.47%	0.23%	0.23%	0.21%	0.78%
Rotunda	4.53%	0.03%	4.56%	0.00%	0.00%	0.30%	0.06%	0.00%	0.00%



February 2024

Health Service Absence Rate - by Admin - Feb 2024	Certified absence	Self-certified absence	Non Covid-19 absence	Covid-19 absence	Total absence rate	Medical & Dental	Nursing & Midwifery	Health & Social Care Professionals	Management & Administrative	General Support	Patient & Client Care
RCSI Hospitals Group	4.26%	0.66%	4.92%	0.25%	5.17%	1.12%	6.35%	3.57%	4.97%	6.47%	7.60%
Cavan General	5.96%	0.71%	6.67%	0.48%	7.15%	2.18%	9.96%	3.38%	5.72%	4.81%	9.36%
Connolly	4.74%	0.54%	5.28%	0.16%	5.44%	0.60%	7.64%	3.40%	5.88%	6.47%	6.39%
Louth County	6.60%	0.88%	7.48%	0.90%	8.38%	0.00%	10.24%	6.31%	7.84%	3.77%	12.20%
Monaghan	6.11%	0.74%	6.84%	0.19%	7.03%	0.00%	8.51%	1.90%	6.65%	2.90%	8.45%
Our Lady of Lourdes	4.80%	0.73%	5.53%	0.32%	5.86%	0.32%	7.60%	5.61%	5.87%	6.97%	9.47%
Health Service Executive	5.20%	0.68%	5.87%	0.34%	6.22%	0.80%	8.34%	4.29%	6.02%	5.98%	8.70%
Beaumont	3.26%	0.60%	3.86%	0.19%	4.05%	1.66%	4.12%	3.00%	4.14%	6.51%	6.02%
Rotunda	3.72%	0.81%	4.53%	0.03%	4.56%	0.60%	5.32%	2.33%	3.65%	7.89%	6.46%
Section 38 Hospitals	3.35%	0.64%	3.99%	0.16%	4.15%	1.45%	4.38%	2.91%	4.04%	6.82%	6.08%



Health Service Absence Rate - by Staff Category: Feb 2024	Certified absence	Self-certified absence	Non Covid-19 absence	Covid-19 absence	Total absence rate	% Non Covid-19 absence	% Covid-19 absence
Beaumont	3.26%	0.60%	3.86%	0.19%	4.05%	95.26%	4.74%
Medical & Dental	1.17%	0.48%	1.66%	0.00%	1.66%	100.00%	0.00%
Nursing & Midwifery	3.37%	0.59%	3.96%	0.16%	4.12%	96.12%	3.88%
Health & Social Care Professionals	2.24%	0.53%	2.77%	0.23%	3.00%	92.19%	7.81%
Management & Administrative	3.29%	0.54%	3.83%	0.30%	4.14%	92.72%	7.28%
General Support	5.43%	0.74%	6.17%	0.34%	6.51%	94.75%	5.25%
Patient & Client Care	4.94%	0.84%	5.79%	0.23%	6.02%	96.16%	3.84%

Health Service Absence Rate - by Staff Category: Feb 2024	Certified absence	Self-certified absence	Non Covid-19 absence	Covid-19 absence	Total absence rate	% Non Covid-19 absence	% Covid-19 absence
Cavan General	5.96%	0.71%	6.67%	0.48%	7.15%	93.24%	6.76%
Medical & Dental	1.32%	0.87%	2.18%	0.00%	2.18%	100.00%	0.00%
Nursing & Midwifery	8.70%	0.79%	9.48%	0.48%	9.96%	95.23%	4.77%
Health & Social Care Professionals	2.91%	0.46%	3.38%	0.00%	3.38%	100.00%	0.00%
Management & Administrative	4.97%	0.48%	5.45%	0.26%	5.72%	95.39%	4.61%
General Support	3.23%	0.69%	3.92%	0.89%	4.81%	81.46%	18.54%
Patient & Client Care	7.28%	0.69%	7.98%	1.38%	9.36%	85.22%	14.78%

Health Service Absence Rate - by Staff Category: Feb 2024	Certified absence	Self-certified absence	Non Covid-19 absence	Covid-19 absence	Total absence rate	% Non Covid-19 absence	% Covid-19 absence
Connolly	4.74%	0.54%	5.28%	0.16%	5.44%	97.06%	2.94%
Medical & Dental	0.30%	0.30%	0.60%	0.00%	0.60%	100.00%	0.00%
Nursing & Midwifery	6.76%	0.75%	7.51%	0.13%	7.64%	98.29%	1.71%
Health & Social Care Professionals	3.25%	0.09%	3.35%	0.05%	3.40%	98.39%	1.61%
Management & Administrative	4.91%	0.44%	5.35%	0.53%	5.88%	90.95%	9.05%
General Support	5.76%	0.61%	6.37%	0.10%	6.47%	98.50%	1.50%
Patient & Client Care	5.44%	0.68%	6.12%	0.27%	6.39%	95.81%	4.19%

Health Service Absence Rate - by Staff Category: Feb 2024	Certified absence	Self-certified absence	Non Covid-19 absence	Covid-19 absence	Total absence rate	% Non Covid-19 absence	% Covid-19 absence
Louth County	6.60%	0.88%	7.48%	0.90%	8.38%	89.31%	10.69%
Medical & Dental	0.00%	0.00%	0.00%	0.00%	0.00%	#DIV/0	#DIV/0
Nursing & Midwifery	7.62%	1.15%	8.76%	1.48%	10.24%	85.59%	14.41%
Health & Social Care Professionals	5.70%	0.62%	6.31%	0.00%	6.31%	100.00%	0.00%
Management & Administrative	6.80%	1.03%	7.84%	0.00%	7.84%	100.00%	0.00%
General Support	3.32%	0.45%	3.77%	0.00%	3.77%	100.00%	0.00%

Patient & Client Care	8.95%	0.88%	9.83%	2.36%	12.20%	80.62%	19.38%

Health Service Absence Rate - by Staff Category: Feb 2024	Certified absence	Self-certified absence	Non Covid-19 absence	Covid-19 absence	Total absence rate	% Non Covid-19 absence	% Covid-19 absence
Monaghan	6.11%	0.74%	6.84%	0.19%	7.03%	97.33%	2.67%
Medical & Dental	0.00%	0.00%	0.00%	0.00%	0.00%	#DIV/0	#DIV/0
Nursing & Midwifery	7.30%	0.97%	8.27%	0.24%	8.51%	97.15%	2.85%
Health & Social Care Professionals	1.34%	0.56%	1.90%	0.00%	1.90%	100.00%	0.00%
Management & Administrative	4.95%	0.99%	5.94%	0.71%	6.65%	89.36%	10.64%
General Support	2.90%	0.00%	2.90%	0.00%	2.90%	100.00%	0.00%
Patient & Client Care	8.02%	0.43%	8.45%	0.00%	8.45%	100.00%	0.00%

Health Service Absence Rate - by Staff Category: Feb 2024	Certified absence	Self-certified absence	Non Covid-19 absence	Covid-19 absence	Total absence rate	% Non Covid-19 absence	% Covid-19 absence
Our Lady of Lourdes	4.80%	0.73%	5.53%	0.32%	5.86%	94.46%	5.54%
Medical & Dental	0.28%	0.04%	0.32%	0.00%	0.32%	100.00%	0.00%
Nursing & Midwifery	6.09%	1.04%	7.13%	0.47%	7.60%	93.84%	6.16%
Health & Social Care Professionals	4.72%	0.65%	5.38%	0.23%	5.61%	95.89%	4.11%
Management & Administrative	5.02%	0.62%	5.64%	0.23%	5.87%	96.13%	3.87%

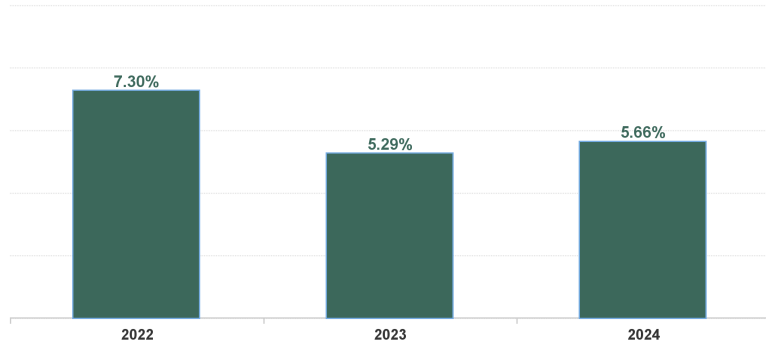
Year / Month	Certified absence	Self-certified absence	Non Covid-19 absence	Covid-19 absence	Total absence rate	Medical & Dental	Nursing & Midwifery	Health & Social Care Professionals	Management & Administrative	General Support	Patient & Client Care
Feb 2024	4.26%	0.66%	4.92%	0.25%	5.17%	1.12%	6.35%	3.57%	4.97%	6.47%	7.60%
Jan 2024	4.84%	0.83%	5.66%	0.45%	6.11%	0.93%	7.31%	4.77%	6.44%	8.03%	8.60%
2024	4.56%	0.75%	5.31%	0.35%	5.66%	1.02%	6.85%	4.20%	5.74%	7.29%	8.13%
Dec 2023	4.23%	0.78%	5.01%	0.73%	5.74%	1.16%	7.04%	3.93%	5.36%	7.39%	8.88%
Nov 2023	4.31%	0.67%	4.99%	0.38%	5.37%	1.37%	6.14%	4.12%	5.08%	7.28%	8.46%
Oct 2023	4.43%	0.69%	5.12%	0.46%	5.58%	1.28%	6.53%	3.39%	6.20%	8.40%	7.36%
Sep 2023	4.35%	0.68%	5.03%	0.57%	5.60%	1.10%	6.29%	4.25%	6.15%	7.67%	8.63%
Aug 2023	4.02%	0.61%	4.62%	0.67%	5.29%	0.77%	5.94%	3.52%	5.85%	6.27%	9.94%
Jul 2023	3.89%	0.58%	4.47%	0.34%	4.80%	0.58%	5.08%	3.53%	5.16%	7.04%	8.63%
Jun 2023	3.87%	0.51%	4.38%	0.26%	4.64%	1.08%	5.26%	2.72%	5.26%	6.12%	7.42%
May 2023	3.86%	0.61%	4.47%	0.34%	4.81%	1.14%	5.42%	3.14%	4.99%	6.63%	7.78%
Apr 2023	3.96%	0.61%	4.57%	0.43%	5.00%	1.05%	5.65%	2.85%	5.40%	6.95%	8.16%
Mar 2023	4.25%	0.68%	4.93%	0.59%	5.51%	1.36%	6.19%	3.28%	6.61%	8.11%	7.94%
Feb 2023	4.18%	0.66%	4.85%	0.39%	5.24%	0.92%	6.07%	3.53%	5.74%	6.84%	8.19%
Jan 2023	4.60%	0.68%	5.27%	0.58%	5.85%	0.89%	6.60%	4.33%	6.29%	7.72%	9.45%
2023	4.16%	0.65%	4.81%	0.48%	5.29%	1.06%	6.01%	3.55%	5.68%	7.19%	8.40%
Dec 2022	5.08%	1.03%	6.11%	1.19%	7.30%	1.52%	8.71%	4.79%	7.83%	9.27%	10.70%
Nov 2022	4.54%	0.72%	5.25%	0.60%	5.85%	1.58%	6.51%	3.83%	6.14%	8.92%	8.46%
Oct 2022	4.67%	0.72%	5.39%	0.75%	6.14%	1.49%	6.51%	3.98%	7.19%	9.74%	8.91%
Sep 2022	4.56%	0.64%	5.20%	0.62%	5.82%	1.23%	6.84%	3.61%	5.61%	8.56%	8.67%
Aug 2022	4.47%	0.62%	5.09%	0.68%	5.77%	0.98%	6.64%	3.84%	5.56%	8.91%	8.67%
Jul 2022	4.64%	0.82%	5.46%	2.04%	7.50%	1.40%	8.37%	4.48%	8.53%	11.15%	10.94%
Jun 2022	4.39%	0.62%	5.02%	2.03%	7.05%	1.57%	7.99%	4.38%	8.59%	10.00%	9.56%
May 2022	4.26%	0.64%	4.90%	1.12%	6.02%	1.38%	6.94%	3.96%	6.33%	8.37%	9.07%
Apr 2022	4.03%	0.57%	4.60%	2.16%	6.76%	2.19%	7.78%	5.16%	6.79%	9.01%	9.42%
Mar 2022	3.97%	0.47%	4.44%	4.87%	9.31%	2.69%	10.96%	7.85%	9.76%	11.49%	11.82%
Feb 2022	4.08%	0.40%	4.48%	4.47%	8.95%	2.97%	10.50%	8.19%	8.63%	11.17%	11.26%
Jan 2022	4.20%	0.39%	4.58%	6.77%	11.35%	2.81%	12.99%	9.22%	11.87%	15.52%	15.65%
2022	4.41%	0.64%	5.04%	2.25%	7.30%	1.81%	8.37%	5.27%	7.72%	10.14%	10.21%
Dec 2021	4.26%	0.53%	4.80%	3.68%	8.47%	2.55%	10.08%	6.79%	8.59%	11.01%	10.88%
Nov 2021	4.26%	0.64%	4.90%	2.99%	7.90%	2.13%	9.09%	6.79%	8.73%	11.14%	9.07%
Oct 2021	4.61%	0.60%	5.21%	1.81%	7.02%	1.47%	8.20%	4.85%	7.22%	10.68%	9.78%
Sep 2021	4.38%	0.49%	4.87%	1.40%	6.26%	1.39%	7.29%	4.19%	6.99%	9.28%	8.30%
Aug 2021	4.24%	0.43%	4.67%	1.48%	6.16%	1.60%	7.15%	4.16%	5.76%	9.46%	8.92%
Jul 2021	3.70%	0.37%	4.07%	0.96%	5.03%	1.14%	5.94%	2.81%	5.05%	8.25%	6.28%
Jun 2021	3.54%	0.46%	4.00%	0.76%	4.76%	1.33%	5.58%	2.92%	4.57%	7.02%	7.08%
May 2021	3.24%	0.37%	3.61%	0.95%	4.56%	1.21%	5.73%	2.51%	4.37%	6.18%	6.32%
Apr 2021	3.02%	0.32%	3.33%	1.11%	4.45%	1.16%	5.87%	2.43%	3.62%	5.86%	6.32%
Mar 2021	3.25%	0.31%	3.56%	1.64%	5.20%	1.34%	6.86%	3.35%	3.58%	6.89%	7.69%
Feb 2021	3.49%	0.53%	4.02%	3.02%	7.05%	1.60%	9.30%	4.05%	5.33%	8.81%	11.04%
Jan 2021	3.69%	0.28%	3.96%	7.68%	11.64%	4.32%	14.51%	6.44%	9.61%	14.05%	18.35%
2021	3.81%	0.44%	4.25%	2.27%	6.53%	1.76%	7.95%	4.28%	6.13%	9.04%	9.08%

Year / Month	Certified absence	Self-certified absence	Non Covid-19 absence	Covid-19 absence	Total absence rate	Beaumont Hospital	Cavan General Hospital	Connolly Hospital	Louth County Hospital	Monaghan Hospital	Our Lady of Lourdes Hospital	Rotunda Hospital	RCSI Hospitals Group
Feb 2024	4.26%	0.66%	4.92%	0.25%	5.17%	4.05%	7.15%	5.44%	8.38%	7.03%	5.86%	4.56%	5.17%
Jan 2024	4.84%	0.83%	5.66%	0.45%	6.11%	5.03%	8.51%	6.16%	8.88%	10.87%	6.82%	4.88%	6.11%
2024	4.56%	0.75%	5.31%	0.35%	5.66%	4.56%	7.86%	5.83%	8.64%	9.02%	6.36%	4.73%	5.66%
Dec 2023	4.23%	0.78%	5.01%	0.73%	5.74%	4.19%	7.87%	5.90%	10.33%	7.68%	7.51%	5.35%	5.74%
Nov 2023	4.31%	0.67%	4.99%	0.38%	5.37%	4.09%	6.57%	6.18%	9.09%	8.54%	6.29%	4.62%	5.37%
Oct 2023	4.43%	0.69%	5.12%	0.46%	5.58%	4.33%	7.62%	6.01%	8.14%	6.26%	6.44%	5.06%	5.58%
Sep 2023	4.35%	0.68%	5.03%	0.57%	5.60%	4.47%	8.06%	6.11%	8.58%	5.57%	5.71%	5.48%	5.60%
Aug 2023	4.02%	0.61%	4.62%	0.67%	5.29%	3.73%	8.20%	6.52%	10.32%	6.17%	5.75%	4.39%	5.29%
Jul 2023	3.89%	0.58%	4.47%	0.34%	4.80%	3.81%	5.65%	5.41%	8.28%	7.46%	5.19%	4.75%	4.80%
Jun 2023	3.87%	0.51%	4.38%	0.26%	4.64%	3.34%	6.25%	5.10%	6.03%	9.24%	5.57%	4.72%	4.64%
May 2023	3.86%	0.61%	4.47%	0.34%	4.81%	3.80%	6.39%	4.62%	7.35%	6.56%	5.66%	4.71%	4.81%
Apr 2023	3.96%	0.61%	4.57%	0.43%	5.00%	3.73%	7.30%	4.70%	8.30%	3.44%	6.20%	5.59%	5.00%
Mar 2023	4.25%	0.68%	4.93%	0.59%	5.51%	4.75%	7.73%	5.49%	8.40%	6.01%	5.58%	4.96%	5.51%
Feb 2023	4.18%	0.66%	4.85%	0.39%	5.24%	4.45%	6.90%	5.33%	8.13%	7.48%	5.47%	4.74%	5.24%
Jan 2023	4.60%	0.68%	5.27%	0.58%	5.85%	4.67%	8.29%	6.45%	9.34%	7.01%	6.34%	4.85%	5.85%
2023	4.16%	0.65%	4.81%	0.48%	5.29%	4.11%	7.23%	5.65%	8.52%	6.82%	5.96%	4.92%	5.29%
Dec 2022	5.08%	1.03%	6.11%	1.19%	7.30%	5.85%	10.18%	7.25%	12.78%	6.75%	9.35%	4.96%	7.30%
Nov 2022	4.54%	0.72%	5.25%	0.60%	5.85%	5.11%	7.73%	6.00%	7.30%	6.33%	6.50%	4.46%	5.85%
Oct 2022	4.67%	0.72%	5.39%	0.75%	6.14%	5.34%	7.44%	6.35%	9.08%	8.40%	6.73%	5.29%	6.14%
Sep 2022	4.56%	0.64%	5.20%	0.62%	5.82%	5.13%	7.58%	5.80%	9.76%	5.67%	6.03%	4.81%	5.82%
Aug 2022	4.47%	0.62%	5.09%	0.68%	5.77%	4.76%	7.94%	5.87%	9.26%	5.24%	6.54%	4.66%	5.77%
Jul 2022	4.64%	0.82%	5.46%	2.04%	7.50%	5.82%	9.25%	6.37%	13.02%	9.17%	7.86%	11.46%	7.50%
Jun 2022	4.39%	0.62%	5.02%	2.03%	7.05%	5.66%	7.77%	6.54%	10.08%	7.53%	8.58%	9.22%	7.05%
May 2022	4.26%	0.64%	4.90%	1.12%	6.02%	4.89%	7.44%	5.89%	9.97%	5.94%	7.34%	5.44%	6.02%
Apr 2022	4.03%	0.57%	4.60%	2.16%	6.76%	6.22%	8.84%	6.32%	10.60%	5.93%	8.02%	3.56%	6.76%
Mar 2022	3.97%	0.47%	4.44%	4.87%	9.31%	9.30%	12.56%	6.17%	14.11%	8.81%	10.31%	7.77%	9.31%
Feb 2022	4.08%	0.40%	4.48%	4.47%	8.95%	8.76%	10.15%	6.40%	14.71%	6.45%	9.98%	8.66%	8.95%
Jan 2022	4.20%	0.39%	4.58%	6.77%	11.35%	11.31%	13.91%	8.74%	16.44%	9.39%	11.32%	11.54%	11.35%
2022	4.41%	0.64%	5.04%	2.25%	7.30%	6.50%	9.18%	6.46%	11.38%	7.10%	8.18%	6.74%	7.30%
Dec 2021	4.26%	0.53%	4.80%	3.68%	8.47%	8.32%	9.62%	6.74%	12.56%	4.62%	10.17%	6.41%	8.47%
Nov 2021	4.26%	0.64%	4.90%	2.99%	7.90%	8.27%	8.61%	5.67%	12.96%	2.93%	8.89%	5.93%	7.90%
Oct 2021	4.61%	0.60%	5.21%	1.81%	7.02%	6.82%	7.27%	5.69%	12.84%	4.98%	7.96%	6.42%	7.02%
Sep 2021	4.38%	0.49%	4.87%	1.40%	6.26%	5.82%	7.29%	5.01%	11.01%	3.62%	7.10%	5.87%	6.26%
Aug 2021	4.24%	0.43%	4.67%	1.48%	6.16%	6.17%	6.40%	4.73%	10.34%	4.66%	7.04%	5.13%	6.16%
Jul 2021	3.70%	0.37%	4.07%	0.96%	5.03%	4.76%	5.19%	4.13%	8.62%	3.80%	5.79%	4.93%	5.03%
Jun 2021	3.54%	0.46%	4.00%	0.76%	4.76%	4.28%	6.13%	3.60%	8.98%	1.72%	5.73%	4.08%	4.76%
May 2021	3.24%	0.37%	3.61%	0.95%	4.56%	5.00%	5.35%	3.16%	7.42%	3.26%	4.37%	3.75%	4.56%
Apr 2021	3.02%	0.32%	3.33%	1.11%	4.45%	4.24%	5.32%	2.65%	10.12%	3.09%	5.41%	3.75%	4.45%
Mar 2021	3.25%	0.31%	3.56%	1.64%	5.20%	5.40%	6.45%	3.80%	10.42%	5.18%	4.93%	4.02%	5.20%
Feb 2021	3.49%	0.53%	4.02%	3.02%	7.05%	6.30%	7.85%	6.46%	15.81%	12.69%	8.26%	4.40%	7.05%

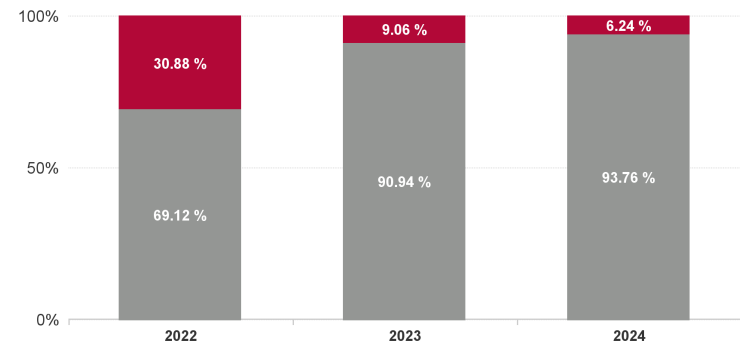
Jan 2021	3.69%	0.28%	3.96%	7.68%	11.64%
2021	3.81%	0.44%	4.25%	2.27%	6.53%

11.03%	9.25%	8.82%	31.76%	31.03%	14.37%	8.06%	11.64%
6.36%	7.07%	5.05%	12.64%	6.26%	7.44%	5.23%	6.53%

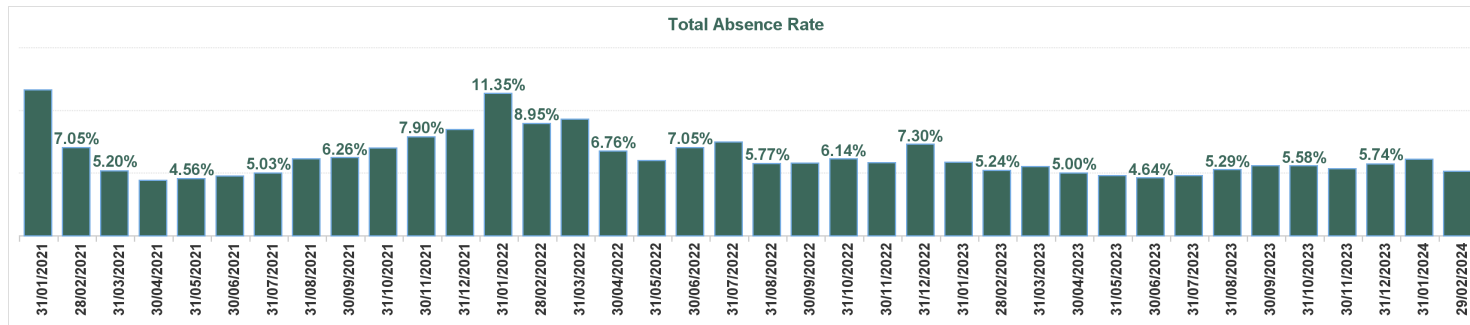
Total Absence Rate



% of Absence Non Covid-19 / Covid-19

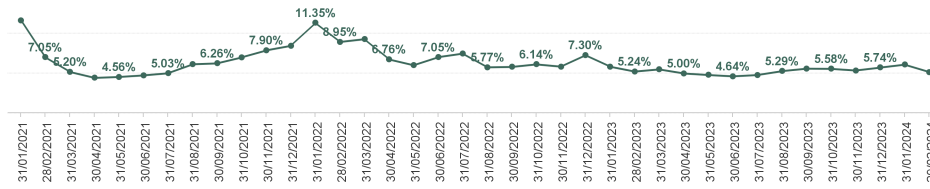


Total Absence Rate



Year / Month	Certified absence	Self-certified absence	Non Covid-19 absence	Covid-19 absence	Total absence rate	Health Service Executive	Section 38 Hospitals	RCSI Hospitals Group
Feb 2024	4.26%	0.66%	4.92%	0.25%	5.17%	6.22%	4.15%	5.17%
Jan 2024	4.84%	0.83%	5.66%	0.45%	6.11%	7.24%	5.00%	6.11%
2024	4.56%	0.75%	5.31%	0.35%	5.66%	6.75%	4.60%	5.66%
Dec 2023	4.23%	0.78%	5.01%	0.73%	5.74%	7.28%	4.39%	5.74%
Nov 2023	4.31%	0.67%	4.99%	0.38%	5.37%	6.54%	4.20%	5.37%
Oct 2023	4.43%	0.69%	5.12%	0.46%	5.58%	6.67%	4.48%	5.58%
Sep 2023	4.35%	0.68%	5.03%	0.57%	5.60%	6.53%	4.67%	5.60%
Aug 2023	4.02%	0.61%	4.62%	0.67%	5.29%	6.81%	3.85%	5.29%
Jul 2023	3.89%	0.58%	4.47%	0.34%	4.80%	5.60%	4.00%	4.80%
Jun 2023	3.87%	0.51%	4.38%	0.26%	4.64%	5.72%	3.60%	4.64%
May 2023	3.86%	0.61%	4.47%	0.34%	4.81%	5.63%	3.98%	4.81%
Apr 2023	3.96%	0.61%	4.57%	0.43%	5.00%	6.04%	4.05%	5.00%
Mar 2023	4.25%	0.68%	4.93%	0.59%	5.51%	6.23%	4.79%	5.51%
Feb 2023	4.18%	0.66%	4.85%	0.39%	5.24%	5.97%	4.51%	5.24%
Jan 2023	4.60%	0.68%	5.27%	0.58%	5.85%	7.01%	4.71%	5.85%
2023	4.16%	0.65%	4.81%	0.48%	5.29%	6.33%	4.26%	5.29%
Dec 2022	5.08%	1.03%	6.11%	1.19%	7.30%	8.99%	5.68%	7.30%
Nov 2022	4.54%	0.72%	5.25%	0.60%	5.85%	6.68%	4.99%	5.85%
Oct 2022	4.67%	0.72%	5.39%	0.75%	6.14%	6.96%	5.33%	6.14%
Sep 2022	4.56%	0.64%	5.20%	0.62%	5.82%	6.54%	5.07%	5.82%
Aug 2022	4.47%	0.62%	5.09%	0.68%	5.77%	6.79%	4.74%	5.77%
Jul 2022	4.64%	0.82%	5.46%	2.04%	7.50%	8.10%	6.88%	7.50%
Jun 2022	4.39%	0.62%	5.02%	2.03%	7.05%	7.84%	6.22%	7.05%
May 2022	4.26%	0.64%	4.90%	1.12%	6.02%	7.03%	4.98%	6.02%
Apr 2022	4.03%	0.57%	4.60%	2.16%	6.76%	7.74%	5.75%	6.76%
Mar 2022	3.97%	0.47%	4.44%	4.87%	9.31%	9.55%	9.05%	9.31%
Feb 2022	4.08%	0.40%	4.48%	4.47%	8.95%	9.15%	8.74%	8.95%
Jan 2022	4.20%	0.39%	4.58%	6.77%	11.35%	11.35%	11.35%	11.35%
2022	4.41%	0.64%	5.04%	2.25%	7.30%	8.04%	6.54%	7.30%
Dec 2021	4.26%	0.53%	4.80%	3.68%	8.47%	8.95%	8.01%	8.47%
Nov 2021	4.26%	0.64%	4.90%	2.99%	7.90%	7.94%	7.85%	7.90%
Oct 2021	4.61%	0.60%	5.21%	1.81%	7.02%	7.30%	6.75%	7.02%
Sep 2021	4.38%	0.49%	4.87%	1.40%	6.26%	6.70%	5.83%	6.26%
Aug 2021	4.24%	0.43%	4.67%	1.48%	6.16%	6.33%	5.99%	6.16%
Jul 2021	3.70%	0.37%	4.07%	0.96%	5.03%	5.27%	4.79%	5.03%
Jun 2021	3.54%	0.46%	4.00%	0.76%	4.76%	5.30%	4.24%	4.76%
May 2021	3.24%	0.37%	3.61%	0.95%	4.56%	4.34%	4.78%	4.56%
Apr 2021	3.02%	0.32%	3.33%	1.11%	4.45%	4.74%	4.16%	4.45%
Mar 2021	3.25%	0.31%	3.56%	1.64%	5.20%	5.24%	5.17%	5.20%
Feb 2021	3.49%	0.53%	4.02%	3.02%	7.05%	8.15%	5.94%	7.05%
Jan 2021	3.69%	0.28%	3.96%	7.68%	11.64%	12.82%	10.50%	11.64%
2021	3.81%	0.44%	4.25%	2.27%	6.53%	6.90%	6.16%	6.53%

Total Absence Rate



31/10/2021
29/02/2021
31/03/2021
30/04/2021
31/05/2021
30/06/2021
31/07/2021
31/08/2021
30/09/2021
31/10/2021
31/11/2021
31/12/2021
31/01/2022
28/02/2022
31/03/2022
30/04/2022
31/05/2022
30/06/2022
31/07/2022
31/08/2022
30/09/2022
31/10/2022
30/11/2022
31/12/2022
31/01/2023
28/02/2023
31/03/2023
30/04/2023
31/05/2023
30/06/2023
31/07/2023
31/08/2023
30/09/2023
31/10/2023
30/11/2023
31/12/2023
29/02/2024