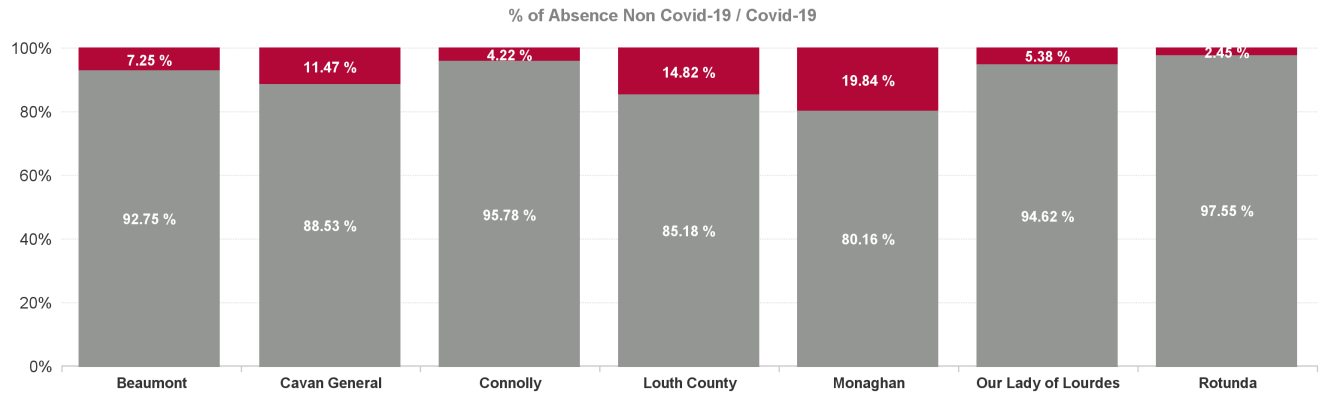
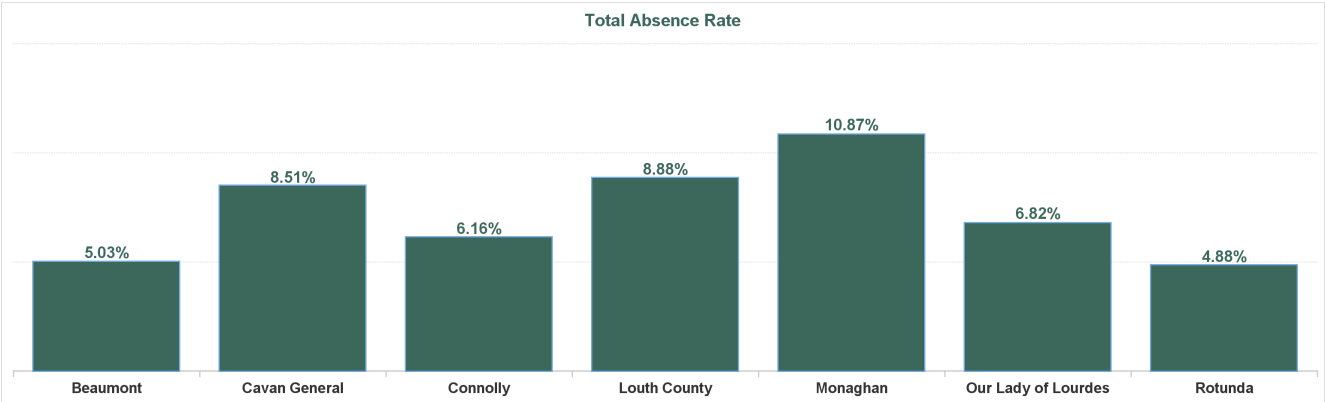


January 2024

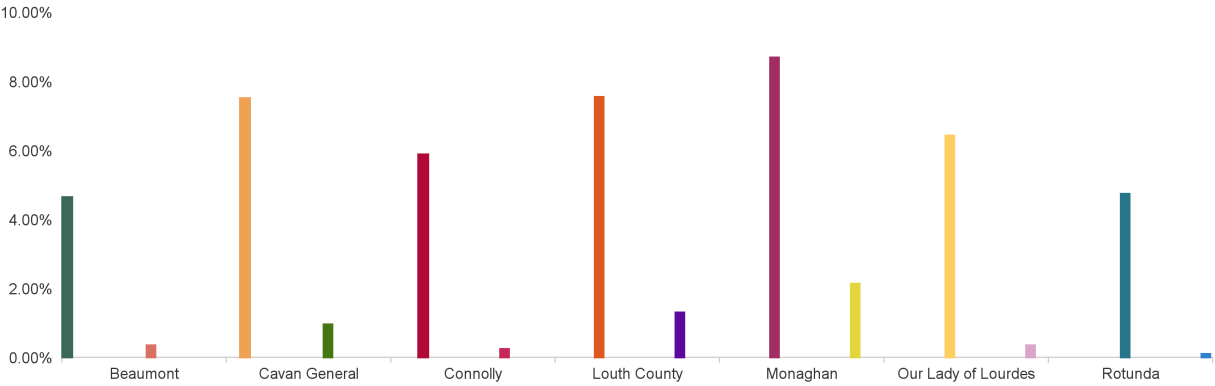
Health Service Absence Rate - by Staff Category: Jan 2024	Certified absence	Self- certified absence	Non Covid-19 absence	Covid-19 absence	Total absence rate	% Non Covid-19 absence	% Covid-19 absence
RCSI Hospitals Group	4.84%	0.83%	5.66%	0.45%	6.11%	92.68%	7.32%
Medical & Dental	0.59%	0.23%	0.82%	0.10%	0.93%	89.08%	10.92%
Nursing & Midwifery	5.81%	1.08%	6.88%	0.42%	7.31%	94.21%	5.79%
Health & Social Care Professionals	3.64%	0.64%	4.28%	0.49%	4.77%	89.70%	10.30%
Management & Administrative	5.20%	0.71%	5.91%	0.53%	6.44%	91.75%	8.25%
General Support	6.38%	1.04%	7.42%	0.61%	8.03%	92.39%	7.61%
Patient & Client Care	6.93%	0.91%	7.84%	0.75%	8.60%	91.25%	8.75%

Health Service Absence Rate - by Care Group: Jan 2024	Certified absence	Self- certified absence	Non Covid-19 absence	Covid-19 absence	Total absence rate	% Non Covid-19 absence	% Covid-19 absence
RCSI Hospitals Group	4.84%	0.83%	5.66%	0.45%	6.11%	92.68%	7.32%
Beaumont	3.96%	0.71%	4.67%	0.36%	5.03%	92.75%	7.25%
Cavan General	6.60%	0.94%	7.54%	0.98%	8.51%	88.53%	11.47%
Connolly	4.94%	0.96%	5.90%	0.26%	6.16%	95.78%	4.22%
Louth County	6.54%	1.02%	7.56%	1.32%	8.88%	85.18%	14.82%
Monaghan	8.11%	0.60%	8.72%	2.16%	10.87%	80.16%	19.84%
Our Lady of Lourdes	5.52%	0.93%	6.45%	0.37%	6.82%	94.62%	5.38%
Rotunda	3.99%	0.77%	4.76%	0.12%	4.88%	97.55%	2.45%

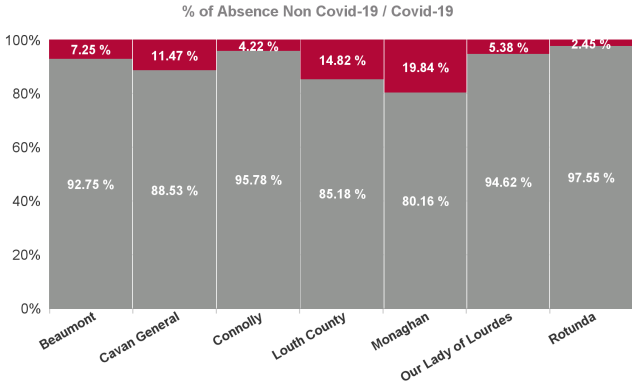
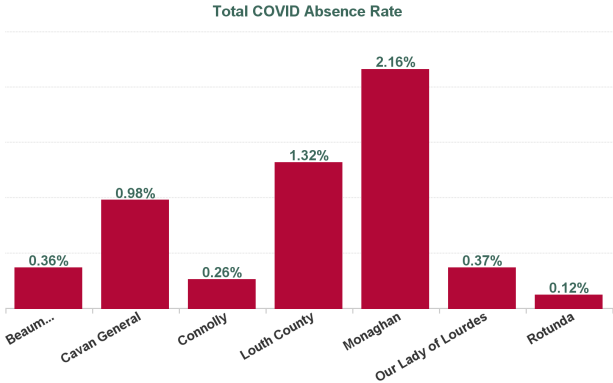


January 2024

Health Service Absence Rate - by Hospital : Jan 2024	Certified absence	Self- certified absence	Non Covid-19 absence	Covid-19 absence	Total absence rate	Medical & Dental	Nursing & Midwifery	Health & Social Care Professionals	Management & Administrative	General Support	Patient & Client Care
RCSI Hospitals Group	4.84%	0.83%	5.66%	0.45%	6.11%	0.93%	7.31%	4.77%	6.44%	8.03%	8.60%
Beaumont	3.96%	0.71%	4.67%	0.36%	5.03%	0.73%	5.36%	4.94%	5.57%	6.71%	8.06%
Cavan General	6.60%	0.94%	7.54%	0.98%	8.51%	3.10%	11.45%	4.38%	8.06%	5.09%	10.77%
Connolly	4.94%	0.96%	5.90%	0.26%	6.16%	0.57%	8.10%	4.15%	6.16%	13.92%	4.81%
Louth County	6.54%	1.02%	7.56%	1.32%	8.88%	0.00%	8.14%	7.78%	9.41%	7.08%	13.00%
Monaghan	8.11%	0.60%	8.72%	2.16%	10.87%	0.00%	12.03%	7.57%	4.80%	41.65%	11.24%
Our Lady of Lourdes	5.52%	0.93%	6.45%	0.37%	6.82%	0.64%	8.97%	5.07%	7.59%	7.32%	10.80%
Rotunda	3.99%	0.77%	4.76%	0.12%	4.88%	0.63%	4.65%	3.02%	5.86%	9.55%	6.28%

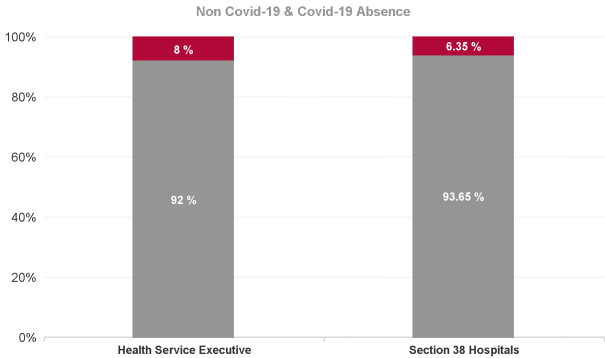
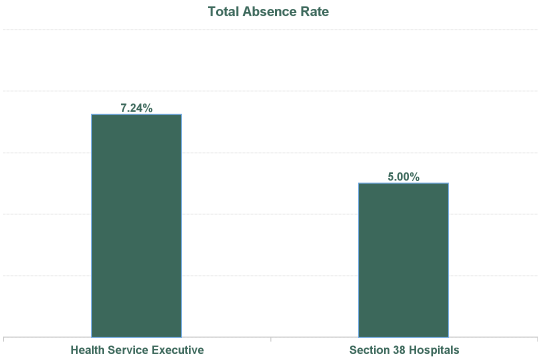


Health Service Absence Rate - by Staff Category & Hospital: Jan 2024	Non Covid-19 absence	Covid-19 absence	Total absence rate	Medical & Dental	Nursing & Midwifery	Health & Social Care Professionals	Management & Administrative	General Support	Patient & Client Care
RCSI Hospitals Group	5.66%	0.45%	0.45%	0.10%	0.42%	0.49%	0.53%	0.61%	0.75%
Beaumont	4.67%	0.36%	5.03%	0.00%	0.26%	0.63%	0.56%	0.76%	0.23%
Cavan General	7.54%	0.98%	8.51%	0.86%	0.86%	0.53%	0.52%	1.63%	1.85%
Connolly	5.90%	0.26%	6.16%	0.05%	0.24%	0.33%	0.54%	0.34%	0.22%
Louth County	7.56%	1.32%	8.88%	0.00%	1.67%	0.00%	1.18%	0.69%	2.38%
Monaghan	8.72%	2.16%	10.87%	0.00%	2.92%	2.70%	0.00%	3.83%	1.55%
Our Lady of Lourdes	6.45%	0.37%	6.82%	0.00%	0.45%	0.06%	0.56%	0.11%	1.11%
Rotunda	4.76%	0.12%	4.88%	0.00%	0.06%	0.50%	0.21%	0.17%	0.00%



January 2024

Health Service Absence Rate - by Admin : Jan 2024	Certified absence	Self-certified absence	Non Covid-19 absence	Covid-19 absence	Total absence rate	Medical & Dental	Nursing & Midwifery	Health & Social Care Professionals	Management & Administrative	General Support	Patient & Client Care
RCSI Hospitals Group	4.84%	0.83%	5.66%	0.45%	6.11%	0.93%	7.31%	4.77%	6.44%	8.03%	8.60%
Cavan General	6.60%	0.94%	7.54%	0.98%	8.51%	3.10%	11.45%	4.38%	8.06%	5.09%	10.77%
Connolly	4.94%	0.96%	5.90%	0.26%	6.16%	0.57%	8.10%	4.15%	6.16%	13.92%	4.81%
Louth County	6.54%	1.02%	7.56%	1.32%	8.88%	0.00%	8.14%	7.78%	9.41%	7.08%	13.00%
Monaghan	8.11%	0.60%	8.72%	2.16%	10.87%	0.00%	12.03%	7.57%	4.80%	41.65%	11.24%
Our Lady of Lourdes	5.52%	0.93%	6.45%	0.37%	6.82%	0.64%	8.97%	5.07%	7.59%	7.32%	10.80%
Health Service Executive	5.73%	0.93%	6.66%	0.58%	7.24%	1.13%	9.39%	4.86%	7.34%	9.00%	9.16%
Beaumont	3.96%	0.71%	4.67%	0.36%	5.03%	0.73%	5.36%	4.94%	5.57%	6.71%	8.06%
Rotunda	3.99%	0.77%	4.76%	0.12%	4.88%	0.63%	4.65%	3.02%	5.86%	9.55%	6.28%
Section 38 Hospitals	3.97%	0.72%	4.69%	0.32%	5.00%	0.71%	5.21%	4.69%	5.63%	7.35%	7.84%



Health Service Absence Rate - by Staff Category: Jan 2024	Certified absence	Self-certified absence	Non Covid-19 absence	Covid-19 absence	Total absence rate	% Non Covid-19 absence	% Covid-19 absence
Beaumont	3.96%	0.71%	4.67%	0.36%	5.03%	92.75%	7.25%
Medical & Dental	0.55%	0.18%	0.73%	0.00%	0.73%	100.00%	0.00%
Nursing & Midwifery	4.21%	0.89%	5.09%	0.26%	5.36%	95.07%	4.93%
Health & Social Care Professionals	3.58%	0.72%	4.30%	0.63%	4.94%	87.17%	12.83%
Management & Administrative	4.29%	0.72%	5.02%	0.56%	5.57%	90.00%	10.00%
General Support	5.28%	0.67%	5.95%	0.76%	6.71%	88.65%	11.35%
Patient & Client Care	7.00%	0.84%	7.84%	0.23%	8.06%	97.18%	2.82%

Health Service Absence Rate - by Staff Category: Jan 2024	Certified absence	Self-certified absence	Non Covid-19 absence	Covid-19 absence	Total absence rate	% Non Covid-19 absence	% Covid-19 absence
Cavan General	6.60%	0.94%	7.54%	0.98%	8.51%	88.53%	11.47%
Medical & Dental	1.14%	1.09%	2.24%	0.86%	3.10%	72.19%	27.81%
Nursing & Midwifery	9.63%	0.97%	10.60%	0.86%	11.45%	92.50%	7.50%
Health & Social Care Professionals	2.92%	0.93%	3.85%	0.53%	4.38%	87.89%	12.11%
Management & Administrative	6.70%	0.83%	7.53%	0.52%	8.06%	93.50%	6.50%
General Support	2.69%	0.77%	3.46%	1.63%	5.09%	67.98%	32.02%
Patient & Client Care	8.04%	0.88%	8.92%	1.85%	10.77%	82.83%	17.17%

Health Service Absence Rate - by Staff Category: Jan 2024	Certified absence	Self-certified absence	Non Covid-19 absence	Covid-19 absence	Total absence rate	% Non Covid-19 absence	% Covid-19 absence
Connolly	4.94%	0.96%	5.90%	0.26%	6.16%	95.78%	4.22%
Medical & Dental	0.44%	0.09%	0.52%	0.05%	0.57%	90.98%	9.02%
Nursing & Midwifery	6.33%	1.53%	7.87%	0.24%	8.10%	97.05%	2.95%
Health & Social Care Professionals	3.28%	0.55%	3.83%	0.33%	4.15%	92.13%	7.87%
Management & Administrative	5.12%	0.50%	5.62%	0.54%	6.16%	91.27%	8.73%
General Support	11.72%	1.86%	13.58%	0.34%	13.92%	97.59%	2.41%
Patient & Client Care	3.88%	0.70%	4.58%	0.22%	4.81%	95.39%	4.61%
Health Service Absence Rate - by Staff Category: Jan 2024	Certified absence	Self-certified absence	Non Covid-19 absence	Covid-19 absence	Total absence rate	% Non Covid-19 absence	% Covid-19 absence
Louth County	6.54%	1.02%	7.56%	1.32%	8.88%	85.18%	14.82%
Medical & Dental	0.00%	0.00%	0.00%	0.00%	0.00%	#DIV/0	#DIV/0
Nursing & Midwifery	5.47%	1.00%	6.47%	1.67%	8.14%	79.51%	20.49%
Health & Social Care Professionals	7.33%	0.45%	7.78%	0.00%	7.78%	100.00%	0.00%
Management & Administrative	7.44%	0.80%	8.23%	1.18%	9.41%	87.48%	12.52%
General Support	5.28%	1.11%	6.39%	0.69%	7.08%	90.28%	9.72%

Patient & Client Care	8.98%	1.64%	10.62%	2.38%	13.00%	81.70%	18.30%

Health Service Absence Rate - by Staff Category: Jan 2024	Certified absence	Self-certified absence	Non Covid-19 absence	Covid-19 absence	Total absence rate	% Non Covid-19 absence	% Covid-19 absence
Monaghan	8.11%	0.60%	8.72%	2.16%	10.87%	80.16%	19.84%
Medical & Dental	0.00%	0.00%	0.00%	0.00%	0.00%	#DIV/0	#DIV/0
Nursing & Midwifery	8.32%	0.79%	9.11%	2.92%	12.03%	75.77%	24.23%
Health & Social Care Professionals	4.50%	0.36%	4.86%	2.70%	7.57%	64.29%	35.71%
Management & Administrative	4.35%	0.46%	4.80%	0.00%	4.80%	100.00%	0.00%
General Support	37.82%	0.00%	37.82%	3.83%	41.65%	90.81%	9.19%
Patient & Client Care	9.11%	0.58%	9.69%	1.55%	11.24%	86.23%	13.77%

Health Service Absence Rate - by Staff Category: Jan 2024	Certified absence	Self-certified absence	Non Covid-19 absence	Covid-19 absence	Total absence rate	% Non Covid-19 absence	% Covid-19 absence
Our Lady of Lourdes	5.52%	0.93%	6.45%	0.37%	6.82%	94.62%	5.38%
Medical & Dental	0.59%	0.05%	0.64%	0.00%	0.64%	100.00%	0.00%
Nursing & Midwifery	7.19%	1.32%	8.51%	0.45%	8.97%	94.95%	5.05%
Health & Social Care Professionals	4.49%	0.51%	5.00%	0.06%	5.07%	98.74%	1.26%
Management & Administrative	6.12%	0.90%	7.03%	0.56%	7.59%	92.58%	7.42%

General Support	6.06%	1.16%	7.21%	0.11%	7.32%	98.49%	1.51%
Patient & Client Care	8.40%	1.30%	9.70%	1.11%	10.80%	89.77%	10.23%

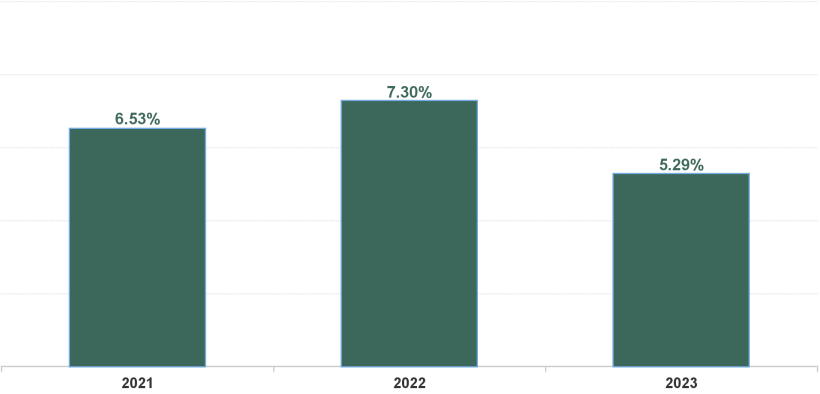
Health Service Absence Rate - by Staff Category: Jan 2024	Certified absence	Self-certified absence	Non Covid-19 absence	Covid-19 absence	Total absence rate	% Non Covid-19 absence	% Covid-19 absence
Rotunda	3.99%	0.77%	4.76%	0.12%	4.88%	97.55%	2.45%
Medical & Dental	0.44%	0.19%	0.63%	0.00%	0.63%	100.00%	0.00%
Nursing & Midwifery	3.70%	0.89%	4.59%	0.06%	4.65%	98.65%	1.35%
Health & Social Care Professionals	2.19%	0.33%	2.52%	0.50%	3.02%	83.59%	16.41%
Management & Administrative	5.21%	0.44%	5.65%	0.21%	5.86%	96.41%	3.59%
General Support	7.77%	1.62%	9.38%	0.17%	9.55%	98.25%	1.75%
Patient & Client Care	5.55%	0.73%	6.28%	0.00%	6.28%	100.00%	0.00%

Year / Month	Certified absence	Self-certified absence	Non Covid-19 absence	Covid-19 absence	Total absence rate	Medical & Dental	Nursing & Midwifery	Health & Social Care Professionals	Management & Administrative	General Support	Patient & Client Care
Jan 2024	4.84%	0.83%	5.66%	0.45%	6.11%	0.93%	7.31%	4.77%	6.44%	8.03%	8.60%
2024	4.84%	0.83%	5.66%	0.45%	6.11%	0.93%	7.31%	4.77%	6.44%	8.03%	8.60%
Dec 2023	4.23%	0.78%	5.01%	0.73%	5.74%	1.16%	7.04%	3.93%	5.36%	7.39%	8.88%
Nov 2023	4.31%	0.67%	4.99%	0.38%	5.37%	1.37%	6.14%	4.12%	5.08%	7.28%	8.46%
Oct 2023	4.43%	0.69%	5.12%	0.46%	5.58%	1.28%	6.53%	3.39%	6.20%	8.40%	7.36%
Sep 2023	4.35%	0.68%	5.03%	0.57%	5.60%	1.10%	6.29%	4.25%	6.15%	7.67%	8.63%
Aug 2023	4.02%	0.61%	4.62%	0.67%	5.29%	0.77%	5.94%	3.52%	5.85%	6.27%	9.94%
Jul 2023	3.89%	0.58%	4.47%	0.34%	4.80%	0.58%	5.08%	3.53%	5.16%	7.04%	8.63%
Jun 2023	3.87%	0.51%	4.38%	0.26%	4.64%	1.08%	5.26%	2.72%	5.26%	6.12%	7.42%
May 2023	3.86%	0.61%	4.47%	0.34%	4.81%	1.14%	5.42%	3.14%	4.99%	6.63%	7.78%
Apr 2023	3.96%	0.61%	4.57%	0.43%	5.00%	1.05%	5.65%	2.85%	5.40%	6.95%	8.16%
Mar 2023	4.25%	0.68%	4.93%	0.59%	5.51%	1.36%	6.19%	3.28%	6.61%	8.11%	7.94%
Feb 2023	4.18%	0.66%	4.85%	0.39%	5.24%	0.92%	6.07%	3.53%	5.74%	6.84%	8.19%
Jan 2023	4.60%	0.68%	5.27%	0.58%	5.85%	0.89%	6.60%	4.33%	6.29%	7.72%	9.45%
2023	4.16%	0.65%	4.81%	0.48%	5.29%	1.06%	6.01%	3.55%	5.68%	7.19%	8.40%
Dec 2022	5.08%	1.03%	6.11%	1.19%	7.30%	1.52%	8.71%	4.79%	7.83%	9.27%	10.70%
Nov 2022	4.54%	0.72%	5.25%	0.60%	5.85%	1.58%	6.51%	3.83%	6.14%	8.92%	8.46%
Oct 2022	4.67%	0.72%	5.39%	0.75%	6.14%	1.49%	6.51%	3.98%	7.19%	9.74%	8.91%
Sep 2022	4.56%	0.64%	5.20%	0.62%	5.82%	1.23%	6.84%	3.61%	5.61%	8.56%	8.67%
Aug 2022	4.47%	0.62%	5.09%	0.68%	5.77%	0.98%	6.64%	3.84%	5.56%	8.91%	8.67%
Jul 2022	4.64%	0.82%	5.46%	2.04%	7.50%	1.40%	8.37%	4.48%	8.53%	11.15%	10.94%
Jun 2022	4.39%	0.62%	5.02%	2.03%	7.05%	1.57%	7.99%	4.38%	8.59%	10.00%	9.56%
May 2022	4.26%	0.64%	4.90%	1.12%	6.02%	1.38%	6.94%	3.96%	6.33%	8.37%	9.07%
Apr 2022	4.03%	0.57%	4.60%	2.16%	6.76%	2.19%	7.78%	5.16%	6.79%	9.01%	9.42%
Mar 2022	3.97%	0.47%	4.44%	4.87%	9.31%	2.69%	10.96%	7.85%	9.76%	11.49%	11.82%
Feb 2022	4.08%	0.40%	4.48%	4.47%	8.95%	2.97%	10.50%	8.19%	8.63%	11.17%	11.26%
Jan 2022	4.20%	0.39%	4.58%	6.77%	11.35%	2.81%	12.99%	9.22%	11.87%	15.52%	15.65%
2022	4.41%	0.64%	5.04%	2.25%	7.30%	1.81%	8.37%	5.27%	7.72%	10.14%	10.21%
Dec 2021	4.26%	0.53%	4.80%	3.68%	8.47%	2.55%	10.08%	6.79%	8.59%	11.01%	10.88%
Nov 2021	4.26%	0.64%	4.90%	2.99%	7.90%	2.13%	9.09%	6.79%	8.73%	11.14%	9.07%
Oct 2021	4.61%	0.60%	5.21%	1.81%	7.02%	1.47%	8.20%	4.85%	7.22%	10.68%	9.78%
Sep 2021	4.38%	0.49%	4.87%	1.40%	6.26%	1.39%	7.29%	4.19%	6.99%	9.28%	8.30%
Aug 2021	4.24%	0.43%	4.67%	1.48%	6.16%	1.60%	7.15%	4.16%	5.76%	9.46%	8.92%
Jul 2021	3.70%	0.37%	4.07%	0.96%	5.03%	1.14%	5.94%	2.81%	5.05%	8.25%	6.28%
Jun 2021	3.54%	0.46%	4.00%	0.76%	4.76%	1.33%	5.58%	2.92%	4.57%	7.02%	7.08%
May 2021	3.24%	0.37%	3.61%	0.95%	4.56%	1.21%	5.73%	2.51%	4.37%	6.18%	6.32%
Apr 2021	3.02%	0.32%	3.33%	1.11%	4.45%	1.16%	5.87%	2.43%	3.62%	5.86%	6.32%
Mar 2021	3.25%	0.31%	3.56%	1.64%	5.20%	1.34%	6.86%	3.35%	3.58%	6.89%	7.69%
Feb 2021	3.49%	0.53%	4.02%	3.02%	7.05%	1.60%	9.30%	4.05%	5.33%	8.81%	11.04%
Jan 2021	3.69%	0.28%	3.96%	7.68%	11.64%	4.32%	14.51%	6.44%	9.61%	14.05%	18.35%
2021	3.81%	0.44%	4.25%	2.27%	6.53%	1.76%	7.95%	4.28%	6.13%	9.04%	9.08%

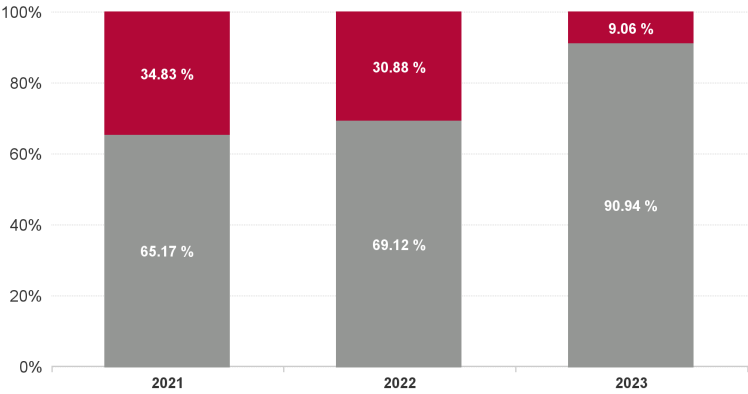
Year / Month	Certified absence	Self-certified absence	Non Covid-19 absence	Covid-19 absence	Total absence rate	Beaumont Hospital	Cavan General Hospital	Connolly Hospital	Louth County Hospital	Monaghan Hospital	Our Lady of Lourdes Hospital	Rotunda Hospital	RCSI Hospitals Group
Jan 2024	4.84%	0.83%	5.66%	0.45%	6.11%	5.03%	8.51%	6.16%	8.88%	10.87%	6.82%	4.88%	6.11%
2024	4.84%	0.83%	5.66%	0.45%	6.11%	5.03%	8.51%	6.16%	8.88%	10.87%	6.82%	4.88%	6.11%
Dec 2023	4.23%	0.78%	5.01%	0.73%	5.74%	4.19%	7.87%	5.90%	10.33%	7.68%	7.51%	5.35%	5.74%
Nov 2023	4.31%	0.67%	4.99%	0.38%	5.37%	4.09%	6.57%	6.18%	9.09%	8.54%	6.29%	4.62%	5.37%
Oct 2023	4.43%	0.69%	5.12%	0.46%	5.58%	4.33%	7.62%	6.01%	8.14%	6.26%	6.44%	5.06%	5.58%
Sep 2023	4.35%	0.68%	5.03%	0.57%	5.60%	4.47%	8.06%	6.11%	8.58%	5.57%	5.71%	5.48%	5.60%
Aug 2023	4.02%	0.61%	4.62%	0.67%	5.29%	3.73%	8.20%	6.52%	10.32%	6.17%	5.75%	4.39%	5.29%
Jul 2023	3.89%	0.58%	4.47%	0.34%	4.80%	3.81%	5.65%	5.41%	8.28%	7.46%	5.19%	4.75%	4.80%
Jun 2023	3.87%	0.51%	4.38%	0.26%	4.64%	3.34%	6.25%	5.10%	6.03%	9.24%	5.57%	4.72%	4.64%
May 2023	3.86%	0.61%	4.47%	0.34%	4.81%	3.80%	6.39%	4.62%	7.35%	6.56%	5.66%	4.71%	4.81%
Apr 2023	3.96%	0.61%	4.57%	0.43%	5.00%	3.73%	7.30%	4.70%	8.30%	3.44%	6.20%	5.59%	5.00%
Mar 2023	4.25%	0.68%	4.93%	0.59%	5.51%	4.75%	7.73%	5.49%	8.40%	6.01%	5.58%	4.96%	5.51%
Feb 2023	4.18%	0.66%	4.85%	0.39%	5.24%	4.45%	6.90%	5.33%	8.13%	7.48%	5.47%	4.74%	5.24%
Jan 2023	4.60%	0.68%	5.27%	0.58%	5.85%	4.67%	8.29%	6.45%	9.34%	7.01%	6.34%	4.85%	5.85%
2023	4.16%	0.65%	4.81%	0.48%	5.29%	4.11%	7.23%	5.65%	8.52%	6.82%	5.96%	4.92%	5.29%
Dec 2022	5.08%	1.03%	6.11%	1.19%	7.30%	5.85%	10.18%	7.25%	12.78%	6.75%	9.35%	4.96%	7.30%
Nov 2022	4.54%	0.72%	5.25%	0.60%	5.85%	5.11%	7.73%	6.00%	7.30%	6.33%	6.50%	4.46%	5.85%
Oct 2022	4.67%	0.72%	5.39%	0.75%	6.14%	5.34%	7.44%	6.35%	9.08%	8.40%	6.73%	5.29%	6.14%
Sep 2022	4.56%	0.64%	5.20%	0.62%	5.82%	5.13%	7.58%	5.80%	9.76%	5.67%	6.03%	4.81%	5.82%
Aug 2022	4.47%	0.62%	5.09%	0.68%	5.77%	4.76%	7.94%	5.87%	9.26%	5.24%	6.54%	4.66%	5.77%
Jul 2022	4.64%	0.82%	5.46%	2.04%	7.50%	5.82%	9.25%	6.37%	13.02%	9.17%	7.86%	11.46%	7.50%
Jun 2022	4.39%	0.62%	5.02%	2.03%	7.05%	5.66%	7.77%	6.54%	10.08%	7.53%	8.58%	9.22%	7.05%
May 2022	4.26%	0.64%	4.90%	1.12%	6.02%	4.89%	7.44%	5.89%	9.97%	5.94%	7.34%	5.44%	6.02%
Apr 2022	4.03%	0.57%	4.60%	2.16%	6.76%	6.22%	8.84%	6.32%	10.60%	5.93%	8.02%	3.56%	6.76%
Mar 2022	3.97%	0.47%	4.44%	4.87%	9.31%	9.30%	12.56%	6.17%	14.11%	8.81%	10.31%	7.77%	9.31%
Feb 2022	4.08%	0.40%	4.48%	4.47%	8.95%	8.76%	10.15%	6.40%	14.71%	6.45%	9.98%	8.66%	8.95%
Jan 2022	4.20%	0.39%	4.58%	6.77%	11.35%	11.31%	13.91%	8.74%	16.44%	9.39%	11.32%	11.54%	11.35%
2022	4.41%	0.64%	5.04%	2.25%	7.30%	6.50%	9.18%	6.46%	11.38%	7.10%	8.18%	6.74%	7.30%
Dec 2021	4.26%	0.53%	4.80%	3.68%	8.47%	8.32%	9.62%	6.74%	12.56%	4.62%	10.17%	6.41%	8.47%
Nov 2021	4.26%	0.64%	4.90%	2.99%	7.90%	8.27%	8.61%	5.67%	12.96%	2.93%	8.89%	5.93%	7.90%
Oct 2021	4.61%	0.60%	5.21%	1.81%	7.02%	6.82%	7.27%	5.69%	12.84%	4.98%	7.96%	6.42%	7.02%
Sep 2021	4.38%	0.49%	4.87%	1.40%	6.26%	5.82%	7.29%	5.01%	11.01%	3.62%	7.10%	5.87%	6.26%
Aug 2021	4.24%	0.43%	4.67%	1.48%	6.16%	6.17%	6.40%	4.73%	10.34%	4.66%	7.04%	5.13%	6.16%
Jul 2021	3.70%	0.37%	4.07%	0.96%	5.03%	4.76%	5.19%	4.13%	8.62%	3.80%	5.79%	4.93%	5.03%
Jun 2021	3.54%	0.46%	4.00%	0.76%	4.76%	4.28%	6.13%	3.60%	8.98%	1.72%	5.73%	4.08%	4.76%
May 2021	3.24%	0.37%	3.61%	0.95%	4.56%	5.00%	5.35%	3.16%	7.42%	3.26%	4.37%	3.75%	4.56%
Apr 2021	3.02%	0.32%	3.33%	1.11%	4.45%	4.24%	5.32%	2.65%	10.12%	3.09%	5.41%	3.75%	4.45%
Mar 2021	3.25%	0.31%	3.56%	1.64%	5.20%	5.40%	6.45%	3.80%	10.42%	5.18%	4.93%	4.02%	5.20%
Feb 2021	3.49%	0.53%	4.02%	3.02%	7.05%	6.30%	7.85%	6.46%	15.81%	12.69%	8.26%	4.40%	7.05%
Jan 2021	3.69%	0.28%	3.96%	7.68%	11.64%	11.03%	9.25%	8.82%	31.76%	31.03%	14.37%	8.06%	11.64%

2021	3.81%	0.44%	4.25%	2.27%	6.53%	6.36%	7.07%	5.05%	12.64%	6.26%	7.44%	5.23%	6.53%
------	-------	-------	-------	-------	-------	-------	-------	-------	--------	-------	-------	-------	-------

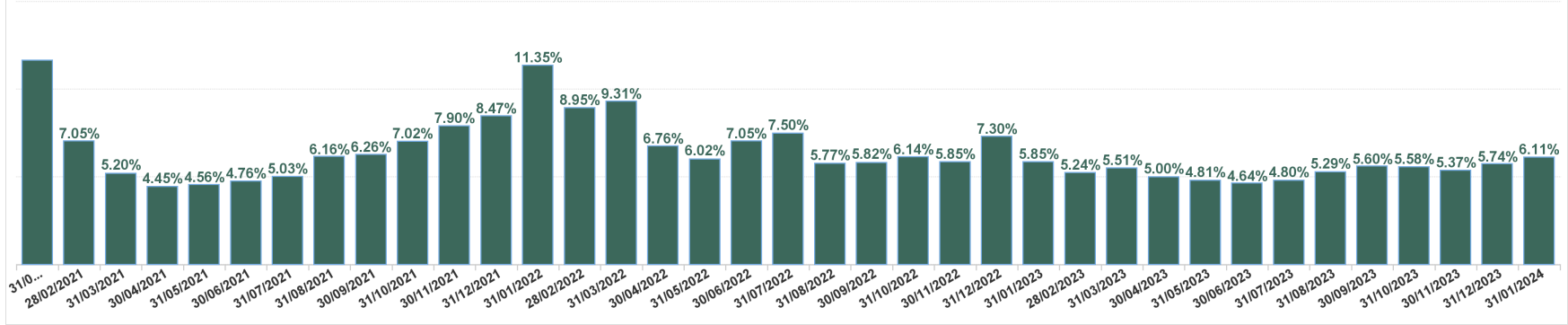
Total Absence Rate



% of Absence Non Covid-19 / Covid-19



Total Absence Rate



Year / Month	Certified absence	Self-certified absence	Non Covid-19 absence	Covid-19 absence	Total absence rate
Jan 2024	4.84%	0.83%	5.66%	0.45%	6.11%
2024	4.84%	0.83%	5.66%	0.45%	6.11%
Dec 2023	4.23%	0.78%	5.01%	0.73%	5.74%
Nov 2023	4.31%	0.67%	4.99%	0.38%	5.37%
Oct 2023	4.43%	0.69%	5.12%	0.46%	5.58%
Sep 2023	4.35%	0.68%	5.03%	0.57%	5.60%
Aug 2023	4.02%	0.61%	4.62%	0.67%	5.29%
Jul 2023	3.89%	0.58%	4.47%	0.34%	4.80%
Jun 2023	3.87%	0.51%	4.38%	0.26%	4.64%
May 2023	3.86%	0.61%	4.47%	0.34%	4.81%
Apr 2023	3.96%	0.61%	4.57%	0.43%	5.00%
Mar 2023	4.25%	0.68%	4.93%	0.59%	5.51%
Feb 2023	4.18%	0.66%	4.85%	0.39%	5.24%
Jan 2023	4.60%	0.68%	5.27%	0.58%	5.85%
2023	4.16%	0.65%	4.81%	0.48%	5.29%
Dec 2022	5.08%	1.03%	6.11%	1.19%	7.30%
Nov 2022	4.54%	0.72%	5.25%	0.60%	5.85%
Oct 2022	4.67%	0.72%	5.39%	0.75%	6.14%
Sep 2022	4.56%	0.64%	5.20%	0.62%	5.82%
Aug 2022	4.47%	0.62%	5.09%	0.68%	5.77%
Jul 2022	4.64%	0.82%	5.46%	2.04%	7.50%
Jun 2022	4.39%	0.62%	5.02%	2.03%	7.05%
May 2022	4.26%	0.64%	4.90%	1.12%	6.02%
Apr 2022	4.03%	0.57%	4.60%	2.16%	6.76%
Mar 2022	3.97%	0.47%	4.44%	4.87%	9.31%
Feb 2022	4.08%	0.40%	4.48%	4.47%	8.95%
Jan 2022	4.20%	0.39%	4.58%	6.77%	11.35%
2022	4.41%	0.64%	5.04%	2.25%	7.30%
Dec 2021	4.26%	0.53%	4.80%	3.68%	8.47%
Nov 2021	4.26%	0.64%	4.90%	2.99%	7.90%
Oct 2021	4.61%	0.60%	5.21%	1.81%	7.02%
Sep 2021	4.38%	0.49%	4.87%	1.40%	6.26%
Aug 2021	4.24%	0.43%	4.67%	1.48%	6.16%
Jul 2021	3.70%	0.37%	4.07%	0.96%	5.03%
Jun 2021	3.54%	0.46%	4.00%	0.76%	4.76%
May 2021	3.24%	0.37%	3.61%	0.95%	4.56%
Apr 2021	3.02%	0.32%	3.33%	1.11%	4.45%
Mar 2021	3.25%	0.31%	3.56%	1.64%	5.20%
Feb 2021	3.49%	0.53%	4.02%	3.02%	7.05%
Jan 2021	3.69%	0.28%	3.96%	7.68%	11.64%
2021	3.81%	0.44%	4.25%	2.27%	6.53%

Health Service Executive	Section 38 Hospitals	RCSI Hospitals Group
7.24%	5.00%	6.11%
7.24%	5.00%	6.11%
7.28%	4.39%	5.74%
6.54%	4.20%	5.37%
6.67%	4.48%	5.58%
6.53%	4.67%	5.60%
6.81%	3.85%	5.29%
5.60%	4.00%	4.80%
5.72%	3.60%	4.64%
5.63%	3.98%	4.81%
6.04%	4.05%	5.00%
6.23%	4.79%	5.51%
5.97%	4.51%	5.24%
7.01%	4.71%	5.85%
6.33%	4.26%	5.29%
8.99%	5.68%	7.30%
6.68%	4.99%	5.85%
6.96%	5.33%	6.14%
6.54%	5.07%	5.82%
6.79%	4.74%	5.77%
8.10%	6.88%	7.50%
7.84%	6.22%	7.05%
7.03%	4.98%	6.02%
7.74%	5.75%	6.76%
9.55%	9.05%	9.31%
9.15%	8.74%	8.95%
11.35%	11.35%	11.35%
8.04%	6.54%	7.30%
8.95%	8.01%	8.47%
7.94%	7.85%	7.90%
7.30%	6.75%	7.02%
6.70%	5.83%	6.26%
6.33%	5.99%	6.16%
5.27%	4.79%	5.03%
5.30%	4.24%	4.76%
4.34%	4.78%	4.56%
4.74%	4.16%	4.45%
5.24%	5.17%	5.20%
8.15%	5.94%	7.05%
12.82%	10.50%	11.64%
6.90%	6.16%	6.53%

